

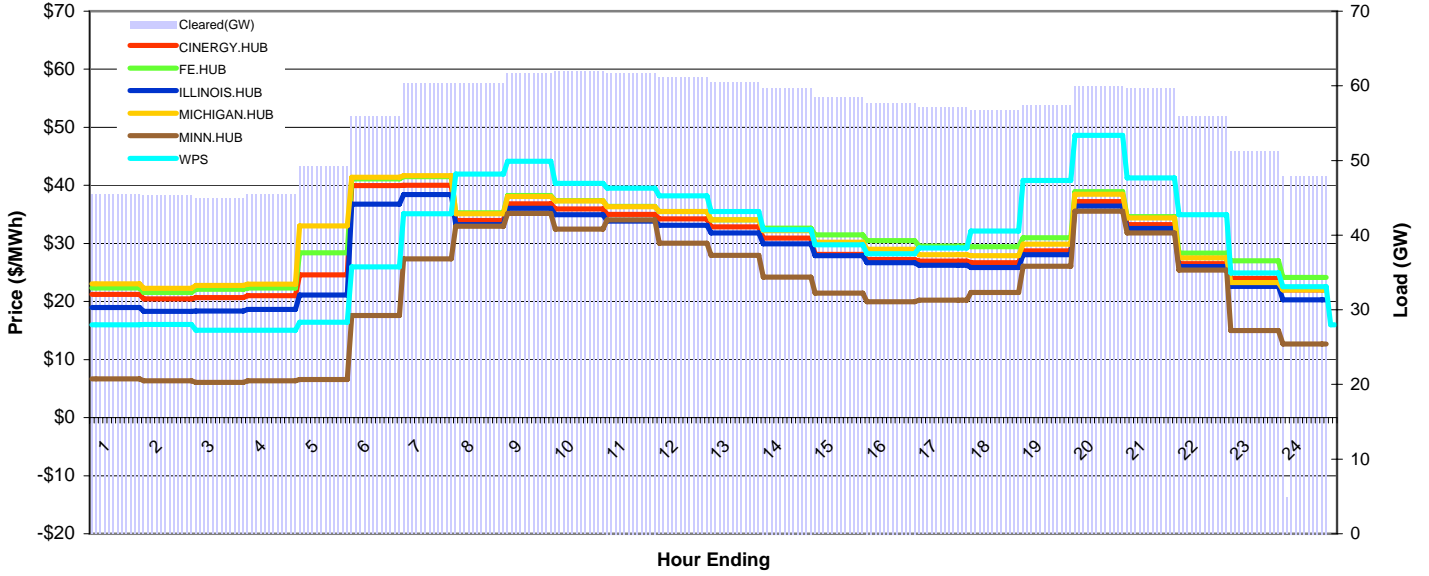
MISO Daily Report

Delivery Day: Wednesday, April 1, 2009

Price Color Codes: ≤0 ≥100 ≥200

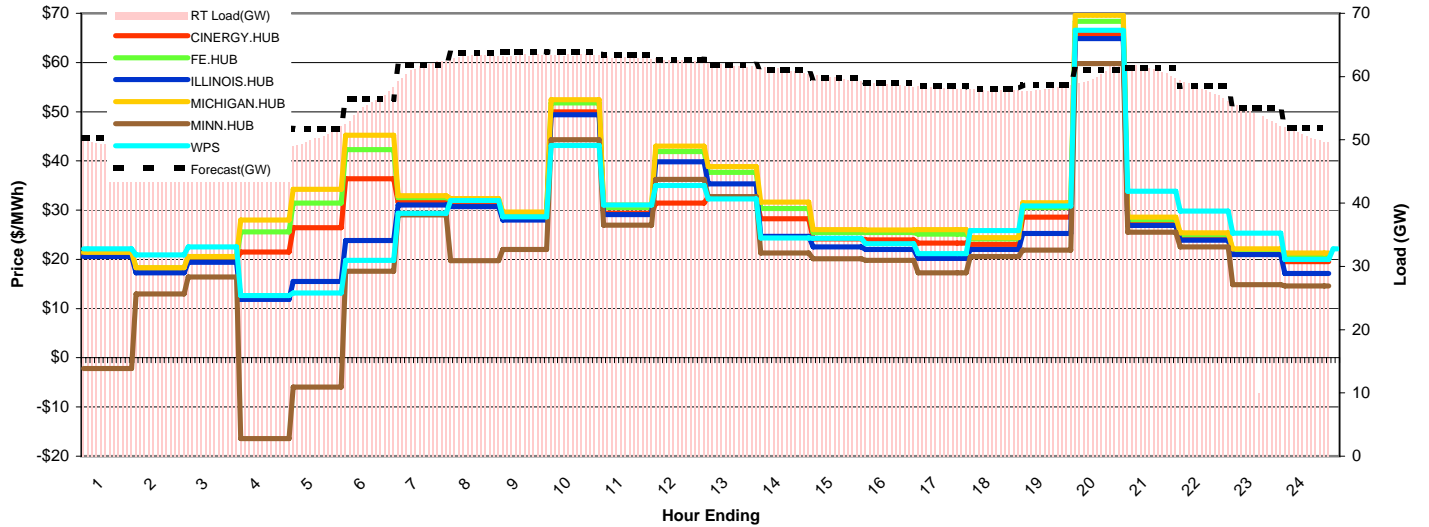
Day-Ahead Prices and Cleared Load

	HE1	HE2	HE3	HE4	HE5	HE6	HE7	HE8	HE9	HE10	HE11	HE12	HE13	HE14	HE15	HE16	HE17	HE18	HE19	HE20	HE21	HE22	HE23	HE24
CINERGY.HUB	21.20	20.46	20.70	21.00	24.59	39.96	40.00	33.95	36.81	35.96	35.03	34.21	32.85	30.95	28.12	27.24	26.93	26.70	28.72	37.21	33.26	26.53	24.00	22.00
FE.HUB	22.35	21.58	22.08	22.31	28.37	41.13	41.49	35.27	38.24	37.35	36.39	35.52	34.09	32.64	31.49	30.48	29.53	29.43	30.99	38.91	34.61	28.31	27.00	24.16
ILLINOIS.HUB	18.97	18.30	18.38	18.65	21.13	36.77	38.41	33.25	36.06	34.94	33.84	33.13	31.82	29.94	27.92	26.66	26.22	25.88	28.05	36.46	32.59	26.00	22.59	20.28
MICHIGAN.HUB	23.05	22.25	22.79	23.00	33.02	41.41	41.66	35.11	38.07	37.30	36.32	35.49	34.08	32.20	30.23	28.97	28.05	27.89	29.85	38.50	34.40	27.50	23.27	22.00
MINN.HUB	6.69	6.34	6.09	6.33	6.58	17.60	27.35	32.97	35.16	32.49	34.04	30.04	27.94	24.20	21.45	19.93	20.26	21.54	26.08	35.57	31.79	25.39	15.00	12.69
WPS	15.99	16.04	15.04	15.06	16.43	25.97	35.12	41.92	44.16	40.36	39.50	38.19	35.50	32.37	29.75	28.21	29.22	32.13	40.87	48.60	41.27	34.96	24.89	22.55
Cleared(GW)	45.5	45.3	44.9	45.4	49.2	55.9	60.3	60.3	61.6	62.0	61.7	61.2	60.4	59.7	58.4	57.7	57.1	56.7	57.4	59.9	59.6	56.0	51.2	4.8



Preliminary Real-Time Prices with Forecasted and Actual System Load

	HE1	HE2	HE3	HE4	HE5	HE6	HE7	HE8	HE9	HE10	HE11	HE12	HE13	HE14	HE15	HE16	HE17	HE18	HE19	HE20	HE21	HE22	HE23	HE24
CINERGY.HUB	20.98	17.77	19.98	21.48	26.43	36.38	31.56	31.08	28.30	49.97	29.35	31.43	32.66	28.24	24.14	23.98	23.33	23.05	28.55	65.79	27.16	24.16	21.19	19.55
FE.HUB	21.44	18.24	20.51	25.56	31.43	42.27	32.56	32.15	29.32	51.78	30.53	41.88	37.66	30.35	25.47	25.43	25.14	24.14	30.53	68.36	28.08	25.00	21.92	20.72
ILLINOIS.HUB	20.56	17.29	19.38	11.88	15.49	23.85	31.08	30.73	28.01	49.41	29.08	39.81	35.37	24.66	22.51	22.04	22.02	22.02	25.28	64.87	26.89	23.88	20.96	17.14
MICHIGAN.HUB	21.45	18.31	20.61	27.96	34.25	45.21	32.94	32.34	29.59	52.46	31.04	43.01	38.86	31.62	26.04	25.99	26.04	24.43	31.49	69.62	28.59	25.36	22.15	21.28
MINN.HUB	-2.16	12.96	16.40	-16.42	-5.93	17.56	29.06	19.72	22.01	44.31	26.93	36.24	32.74	21.29	20.14	19.77	17.29	20.55	21.89	59.79	25.53	22.54	14.85	14.61
WPS	22.11	20.88	22.54	12.67	13.18	19.78	29.34	31.94	28.66	43.14	31.02	35.05	32.28	24.33	24.32	23.18	21.19	25.85	30.88	66.56	33.81	29.82	25.36	19.98
Forecasted(GW)	50.3	49.8	49.5	49.5	51.8	56.5	61.8	63.7	64.0	63.8	63.4	62.7	61.9	61.0	59.8	59.0	58.5	58.1	58.7	61.1	61.3	58.5	55.0	51.8
(RT) - (DA Load)	3.78	2.86	2.78	2.81	1.21	-0.28	1.10	2.88	1.80	1.49	1.35	1.42	1.44	1.37	1.42	1.05	1.11	1.21	0.69	0.46	1.40	1.94	-0.73	45.90



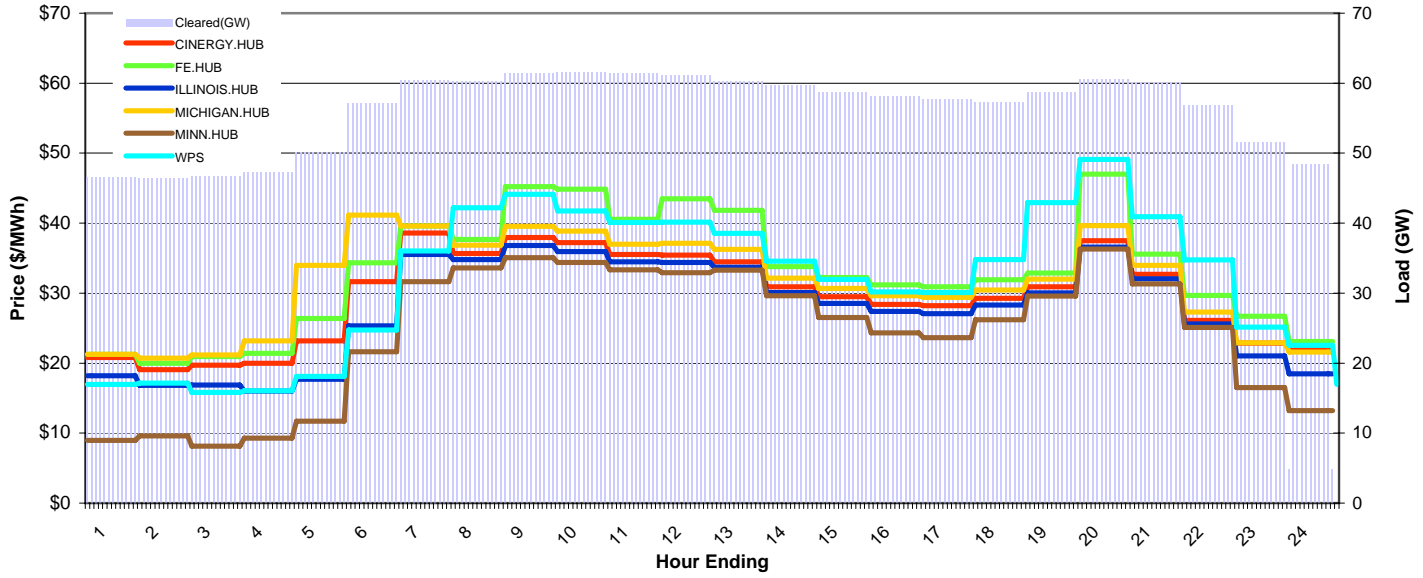
MISO Daily Report

Delivery Day: Thursday, April 2, 2009

Price Color Codes: <=0 >=100 >=200

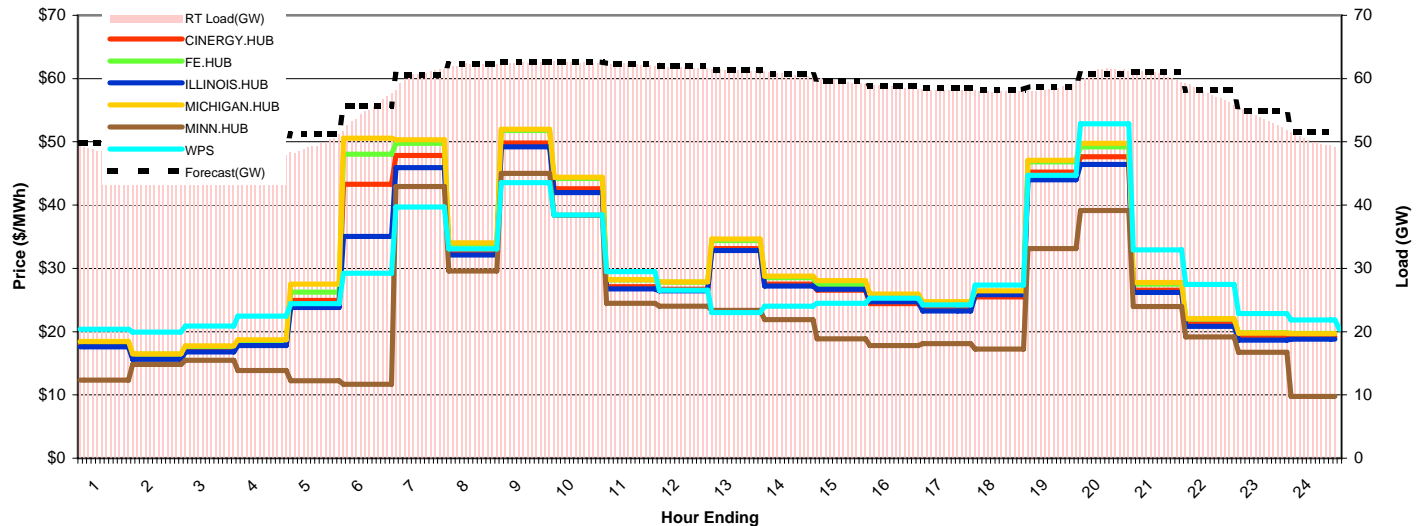
Day-Ahead Prices and Cleared Load

	HE1	HE2	HE3	HE4	HE5	HE6	HE7	HE8	HE9	HE10	HE11	HE12	HE13	HE14	HE15	HE16	HE17	HE18	HE19	HE20	HE21	HE22	HE23	HE24
CINERGY.HUB	20.79	19.07	19.72	20.00	23.20	31.66	38.60	35.66	37.93	37.20	35.52	35.42	34.47	30.91	29.49	28.39	28.19	29.27	30.89	37.50	32.68	26.12	22.87	22.01
FE.HUB	21.26	19.97	20.93	21.41	26.39	34.32	39.60	37.69	45.22	44.87	40.54	43.50	41.82	33.79	32.24	31.20	30.92	31.92	32.89	47.02	35.55	29.69	26.70	23.10
ILLINOIS.HUB	18.20	16.81	16.85	15.99	17.70	25.35	35.53	34.78	36.80	35.92	34.49	34.37	33.69	30.09	28.54	27.37	27.09	28.32	30.02	36.56	32.03	25.62	21.05	18.48
MICHIGAN.HUB	21.28	20.69	21.17	23.19	33.97	41.16	39.61	36.85	39.56	38.88	36.99	37.13	36.28	32.14	30.70	29.61	29.40	30.47	32.02	39.64	33.96	27.28	22.89	21.59
MINN.HUB	8.94	9.59	8.14	9.27	11.72	21.62	31.65	33.59	35.09	34.36	33.34	32.93	33.27	29.64	26.51	24.31	23.65	26.20	29.57	36.29	31.31	25.10	16.52	13.23
WPS	16.97	17.16	15.80	16.04	18.10	24.72	36.05	42.22	44.13	41.76	40.11	40.13	38.53	34.57	31.97	30.18	30.09	34.78	42.91	49.11	40.93	34.76	25.15	22.56
Cleared(GW)	46.6	46.4	46.6	47.3	50.1	57.2	60.4	60.2	61.4	61.5	61.5	61.2	60.3	59.7	58.6	58.1	57.8	57.3	58.6	60.5	60.1	56.8	51.6	4.8



Preliminary Real-Time Prices with Forecasted and Actual System Load

	HE1	HE2	HE3	HE4	HE5	HE6	HE7	HE8	HE9	HE10	HE11	HE12	HE13	HE14	HE15	HE16	HE17	HE18	HE19	HE20	HE21	HE22	HE23	HE24
CINERGY.HUB	17.91	16.01	17.18	17.86	24.94	43.30	47.86	32.64	49.82	42.59	27.09	26.73	33.14	27.49	26.54	24.42	23.77	25.47	45.21	47.64	26.57	21.24	19.18	19.16
FE.HUB	18.37	16.44	17.66	18.29	26.25	48.05	49.78	33.86	51.79	44.19	28.16	27.83	34.40	28.54	27.47	25.21	24.62	26.31	46.84	49.20	27.49	21.98	19.84	19.73
ILLINOIS.HUB	17.59	15.65	16.80	17.81	23.84	35.06	45.94	32.12	49.19	41.98	26.77	26.47	32.81	27.20	26.72	24.71	23.25	25.84	43.99	46.41	26.20	20.86	18.66	18.80
MICHIGAN.HUB	18.46	16.51	17.74	18.69	27.51	50.58	50.34	34.04	51.98	44.43	28.22	27.85	34.65	28.78	28.08	25.93	24.75	26.44	47.07	49.78	27.75	22.07	19.80	19.68
MINN.HUB	12.32	14.80	15.47	13.86	12.22	11.70	42.95	29.58	45.02	38.38	24.47	24.01	23.35	21.89	18.87	17.80	18.10	17.24	33.12	39.15	23.97	19.18	16.76	9.76
WPS	20.40	19.92	20.91	22.43	24.44	29.22	39.69	33.07	43.54	38.43	29.47	26.56	23.00	24.05	24.49	25.27	24.23	27.38	44.69	52.86	32.94	27.48	22.87	21.85
Forecasted(GW)	49.8	49.4	49.0	48.9	51.2	55.7	60.7	62.3	62.6	62.4	62.0	61.4	60.8	59.7	58.9	58.5	58.3	58.7	60.7	61.0	58.2	54.8	51.5	
(RT) - (DA Load)	1.93	0.98	0.38	0.21	-0.62	-2.28	0.06	1.97	1.09	1.00	0.81	0.53	0.99	0.96	0.94	0.57	0.41	0.63	-0.14	0.50	0.55	0.79	2.10	45.34



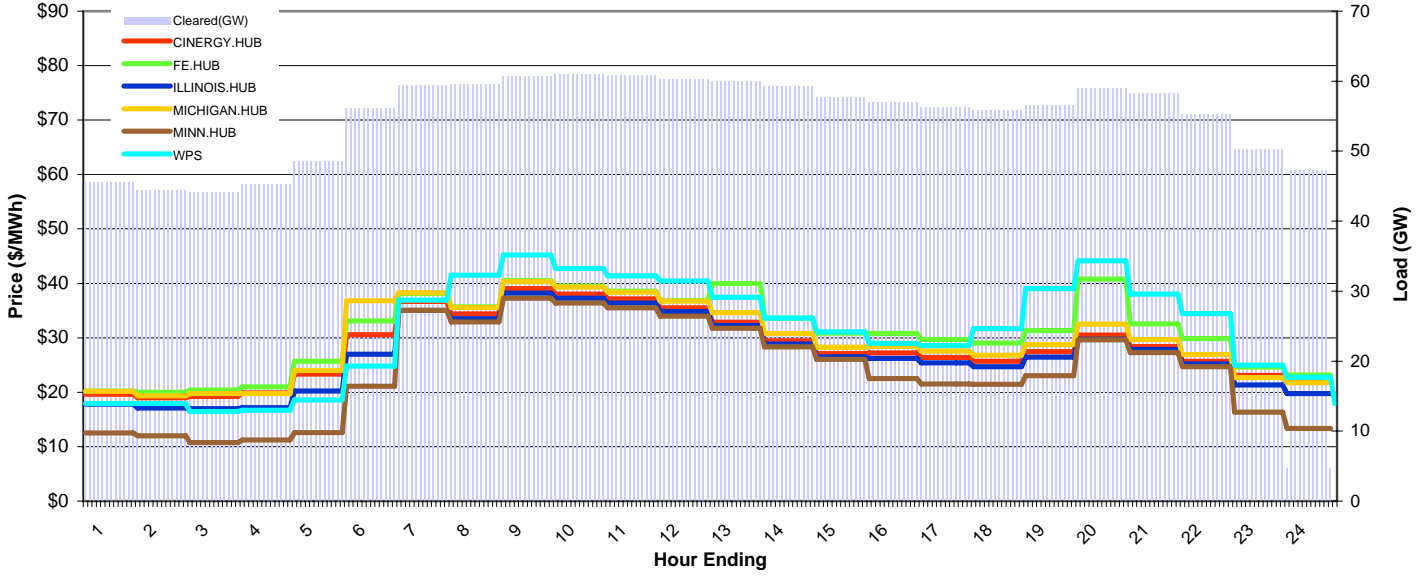
MISO Daily Report

Delivery Day: Friday, April 3, 2009

Price Color Codes: <=0 >=100 >=200

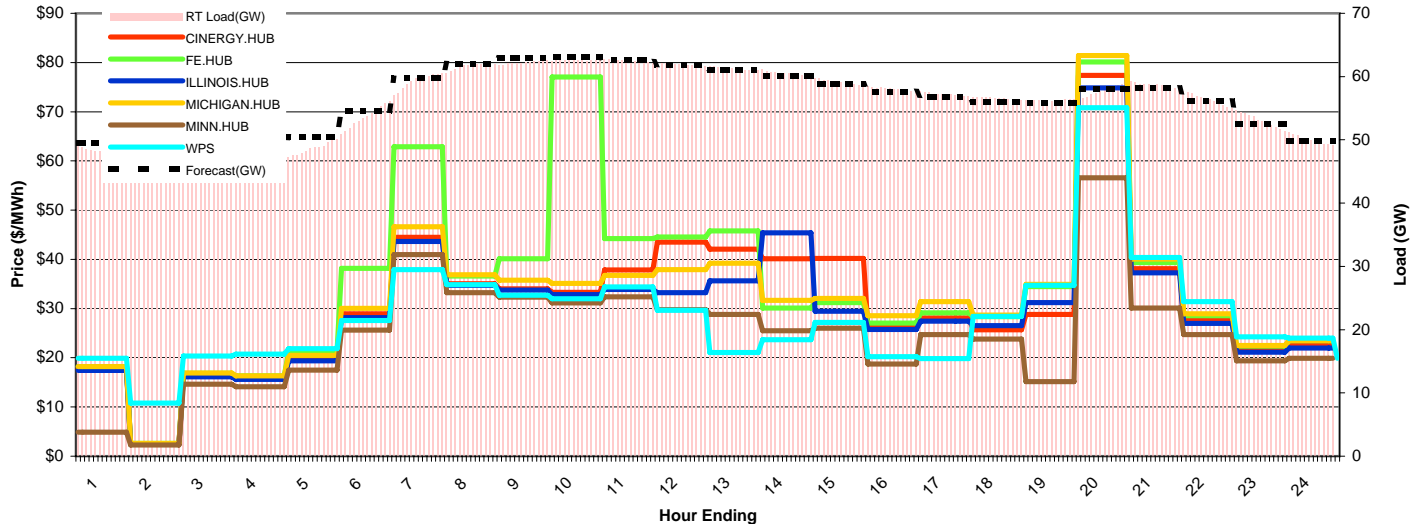
Day-Ahead Prices and Cleared Load

	HE1	HE2	HE3	HE4	HE5	HE6	HE7	HE8	HE9	HE10	HE11	HE12	HE13	HE14	HE15	HE16	HE17	HE18	HE19	HE20	HE21	HE22	HE23	HE24
CINERGY.HUB	19.61	19.00	19.21	19.87	23.33	30.55	36.69	34.40	39.01	38.05	37.13	35.52	32.88	29.47	27.09	27.20	26.42	25.66	27.46	30.50	28.37	25.70	23.13	21.86
FE.HUB	20.23	19.98	20.39	21.00	25.68	33.10	38.18	35.71	40.51	39.50	38.54	36.88	40.00	33.63	30.84	30.82	29.66	29.04	31.31	40.78	32.58	29.85	24.66	23.14
ILLINOIS.HUB	17.83	17.09	16.96	17.18	20.24	26.99	35.01	33.50	38.23	37.28	36.38	34.80	32.29	28.86	26.51	26.21	25.41	24.68	26.45	29.77	27.84	25.21	21.36	19.74
MICHIGAN.HUB	20.16	19.35	19.74	19.76	23.96	36.80	38.29	35.55	40.33	39.33	38.38	36.72	34.63	30.79	28.30	28.41	27.59	26.83	28.76	32.53	29.67	26.91	22.71	21.73
MINN.HUB	12.55	12.00	10.73	11.20	12.58	21.11	35.06	32.90	37.29	36.37	35.49	33.95	31.76	28.34	26.05	22.54	21.52	21.48	23.04	29.61	27.29	24.68	16.35	13.32
WPS	17.92	17.92	16.46	16.69	18.57	24.81	36.90	41.52	45.23	42.73	41.40	40.44	37.44	33.64	31.09	28.98	28.55	31.68	39.02	44.15	38.02	34.48	25.00	22.75
Cleared(GW)	45.5	44.4	44.1	45.3	48.6	56.0	59.4	59.5	60.7	61.0	60.9	60.3	60.0	59.3	57.6	57.0	56.2	55.8	56.6	58.9	58.3	55.2	50.3	4.7



Preliminary Real-Time Prices with Forecasted and Actual System Load

	HE1	HE2	HE3	HE4	HE5	HE6	HE7	HE8	HE9	HE10	HE11	HE12	HE13	HE14	HE15	HE16	HE17	HE18	HE19	HE20	HE21	HE22	HE23	HE24
CINERGY.HUB	17.80	2.55	16.46	15.93	19.93	28.94	44.48	35.05	34.03	33.27	37.82	43.48	42.06	40.14	40.18	26.16	28.07	25.70	28.82	77.41	38.08	27.60	21.59	22.66
FE.HUB	18.24	2.61	16.84	16.32	21.26	38.18	62.91	36.64	40.14	77.09	44.20	44.55	45.77	30.10	31.23	27.06	29.12	28.33	34.46	80.13	39.32	28.54	22.37	23.47
ILLINOIS.HUB	17.46	2.50	16.11	15.58	19.41	28.14	43.64	34.75	33.72	32.83	33.86	33.23	35.66	45.38	29.45	25.76	27.42	26.55	31.21	74.82	37.27	27.01	21.12	21.98
MICHIGAN.HUB	18.20	2.63	16.88	16.33	20.51	30.07	46.62	36.87	35.78	35.11	36.71	37.94	39.19	31.66	32.07	28.55	31.40	28.65	34.93	81.40	40.07	28.97	22.52	23.49
MINN.HUB	4.88	2.29	14.61	14.09	17.51	25.65	40.94	33.20	32.32	31.18	32.41	29.79	28.80	25.52	26.01	18.74	24.70	23.80	15.12	56.55	30.11	24.74	19.36	19.93
WPS	19.88	10.80	20.36	20.73	21.85	27.57	37.94	34.83	32.71	31.98	34.40	29.67	21.04	23.69	27.17	20.23	19.85	28.39	34.71	70.82	40.38	31.42	24.24	24.01
Forecasted(GW)	49.5	49.0	48.5	48.3	50.5	54.6	59.7	62.1	62.9	63.1	62.7	61.9	61.1	60.1	58.8	57.6	56.8	55.9	55.9	58.0	58.2	56.1	52.5	49.9
(RT) - (DA Load)	2.64	2.60	2.34	1.35	-0.03	-2.50	-0.15	2.10	1.53	1.54	1.64	1.58	1.25	1.16	1.53	1.07	0.98	0.72	-0.33	-1.23	0.38	1.15	2.77	45.28



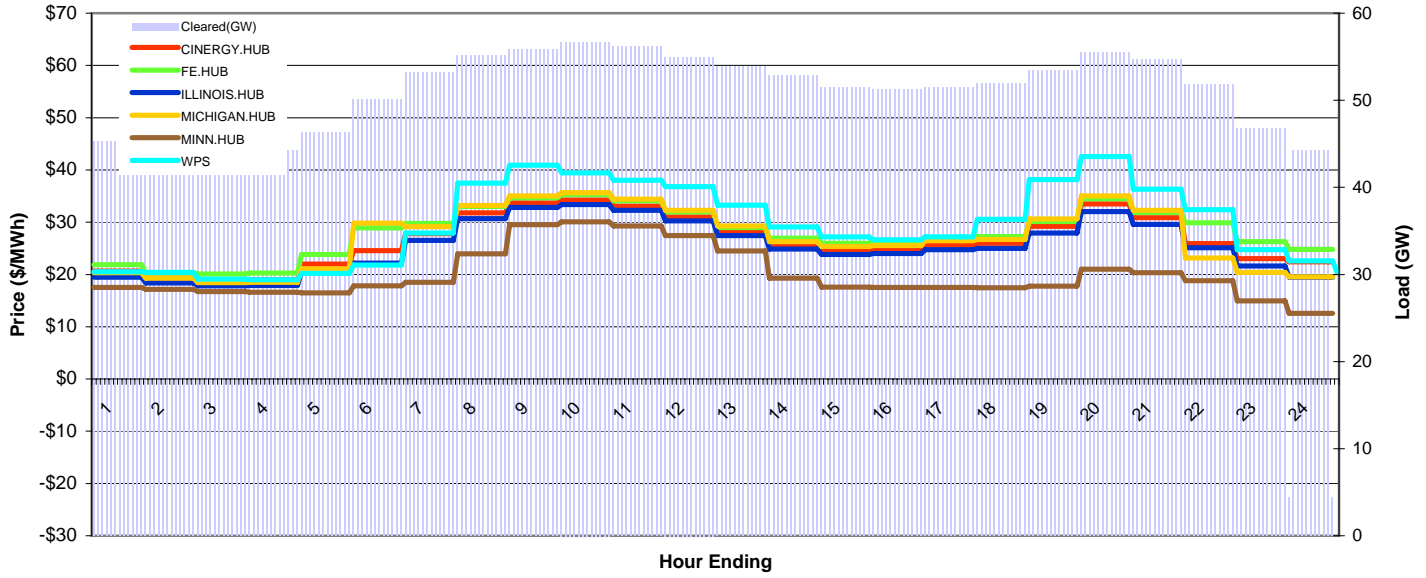
MISO Daily Report

Delivery Day: Saturday, April 4, 2009

Price Color Codes: ≤0 ≥100 ≥200

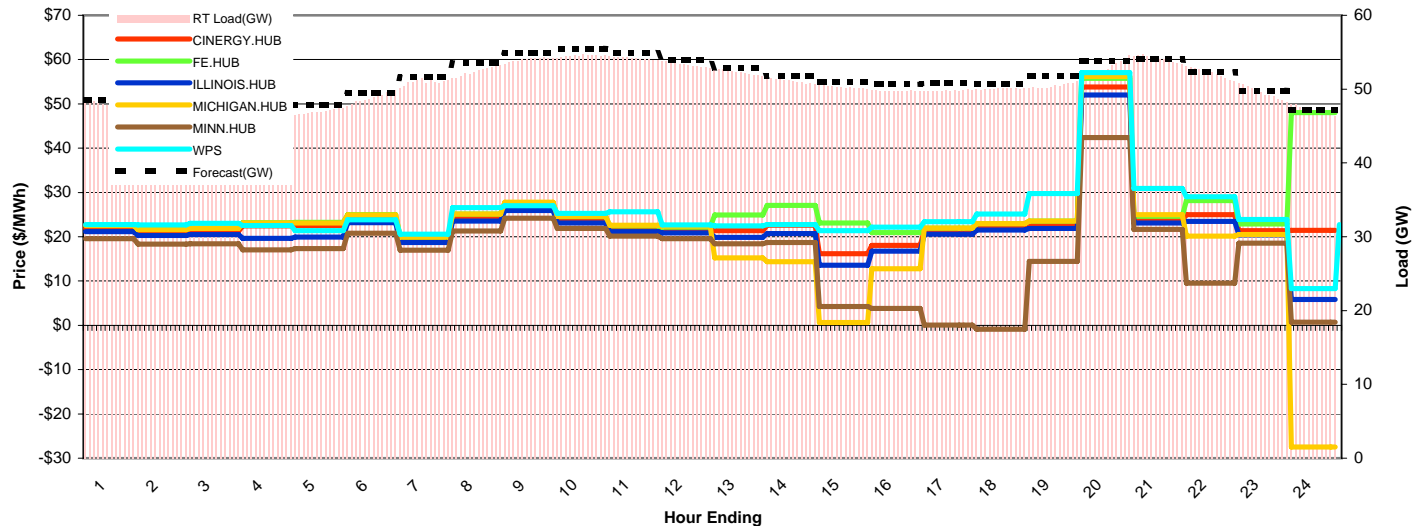
Day-Ahead Prices and Cleared Load

	HE1	HE2	HE3	HE4	HE5	HE6	HE7	HE8	HE9	HE10	HE11	HE12	HE13	HE14	HE15	HE16	HE17	HE18	HE19	HE20	HE21	HE22	HE23	HE24
CINERGY.HUB	20.63	19.31	18.85	19.00	22.00	24.57	27.79	31.81	33.69	34.26	33.08	31.02	28.06	25.61	24.64	24.86	25.62	25.99	29.21	33.48	30.86	25.88	23.01	22.40
FE.HUB	21.88	20.28	20.10	20.29	23.82	28.92	29.74	33.00	34.68	35.28	34.11	32.00	29.00	26.95	25.95	26.17	26.86	27.26	30.14	34.47	31.83	29.88	26.25	24.80
ILLINOIS.HUB	19.47	18.37	17.83	17.87	20.62	22.16	26.50	30.71	32.80	33.36	32.28	30.26	27.41	24.85	23.85	24.04	24.73	25.01	27.92	32.05	29.61	25.09	21.62	19.50
MICHIGAN.HUB	20.35	19.29	18.43	18.53	21.09	29.80	29.15	33.22	35.03	35.63	34.45	32.28	29.26	26.30	25.33	25.56	26.46	26.72	30.64	35.02	32.30	23.18	20.40	19.52
MINN.HUB	17.50	17.13	16.71	16.60	16.47	17.83	18.50	23.92	29.53	30.06	29.25	27.43	24.50	19.31	17.61	17.52	17.55	17.44	17.78	21.00	20.34	18.83	14.97	12.56
WPS	20.53	20.40	19.12	18.96	20.21	21.79	27.94	37.51	40.88	39.44	38.05	36.82	33.28	29.08	27.19	26.67	27.18	30.56	38.14	42.57	36.31	32.42	24.72	22.57
Cleared(GW)	45.2	44.3	43.8	44.3	46.3	50.0	53.3	55.1	55.8	56.7	56.2	55.0	53.9	52.8	51.4	51.2	51.5	51.9	53.4	55.5	54.7	51.8	46.7	4.4



Preliminary Real-Time Prices with Forecasted and Actual System Load

	HE1	HE2	HE3	HE4	HE5	HE6	HE7	HE8	HE9	HE10	HE11	HE12	HE13	HE14	HE15	HE16	HE17	HE18	HE19	HE20	HE21	HE22	HE23	HE24
CINERGY.HUB	21.88	20.95	21.20	22.43	22.51	24.19	19.35	24.31	26.72	23.64	21.66	21.43	21.37	22.60	16.20	18.02	21.25	22.22	22.69	53.79	23.79	24.99	21.35	21.44
FE.HUB	22.63	21.65	21.92	23.18	23.22	24.98	19.94	25.11	27.69	24.52	22.45	22.20	24.90	27.07	23.12	20.96	21.96	22.96	23.54	55.79	24.61	28.19	22.88	48.05
ILLINOIS.HUB	21.19	20.28	20.47	19.67	19.95	23.21	18.73	23.51	25.96	23.09	21.16	20.90	19.89	20.70	13.60	16.72	20.61	21.55	21.91	52.00	23.11	23.49	20.41	5.87
MICHIGAN.HUB	22.56	21.62	21.86	23.10	23.12	24.92	19.91	25.12	27.77	24.65	22.59	22.39	15.22	14.38	0.61	12.79	21.94	22.96	23.53	56.22	24.99	20.12	20.52	-27.44
MINN.HUB	19.60	18.37	18.43	17.05	17.36	20.81	16.96	21.30	24.17	21.91	20.12	19.57	18.39	18.67	4.25	3.80	0.09	-0.90	14.42	42.39	21.69	9.53	18.53	0.73
WPS	22.72	22.68	23.01	22.54	21.34	23.84	20.55	26.57	27.01	25.30	25.62	22.69	22.47	22.73	21.39	22.19	23.41	25.12	29.73	57.07	30.90	29.07	23.92	8.30
Forecasted(GW)	48.5	47.3	46.8	46.8	47.8	49.5	51.6	53.5	54.9	55.4	54.9	54.0	52.9	51.8	50.9	50.6	50.8	50.7	51.8	53.8	54.0	52.3	49.8	47.2
(RT) - (DA Load)	2.61	2.35	2.47	1.99	0.62	-1.20	-2.30	-2.70	-1.79	-2.15	-1.98	-1.64	-1.57	-1.64	-1.13	-1.40	-1.66	-1.81	-2.97	-2.73	-0.54	0.44	2.81	42.72



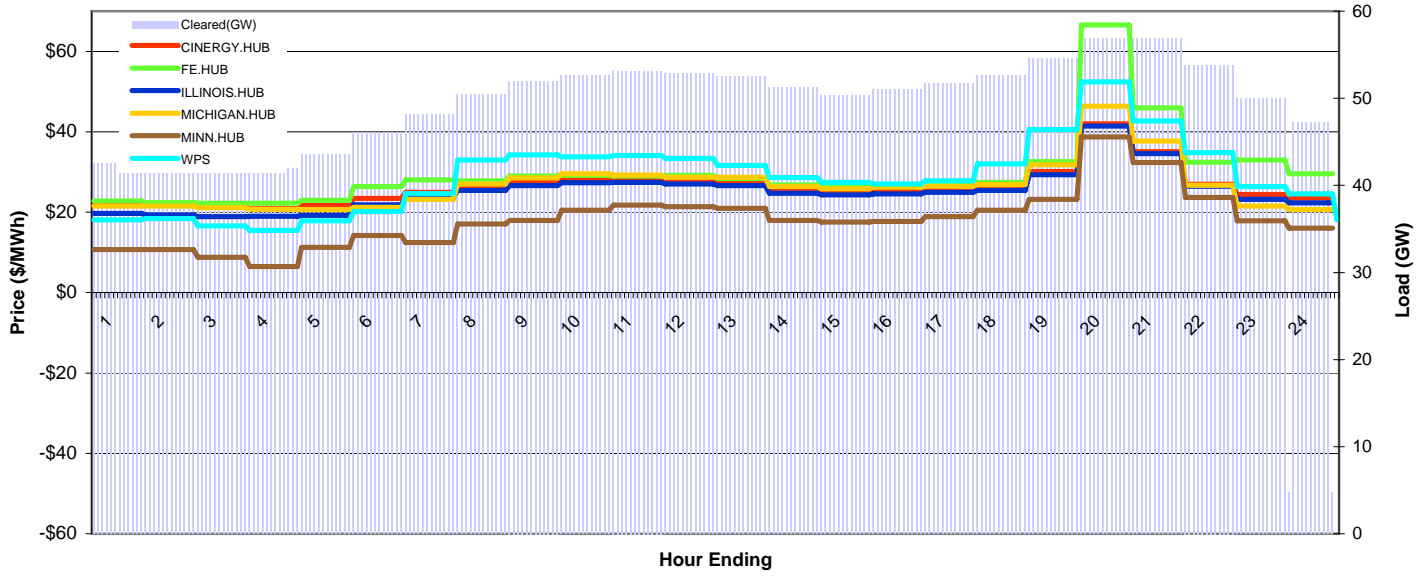
MISO Daily Report

Delivery Day: Sunday, April 5, 2009

Price Color Codes: ≤0 ≥100 ≥200

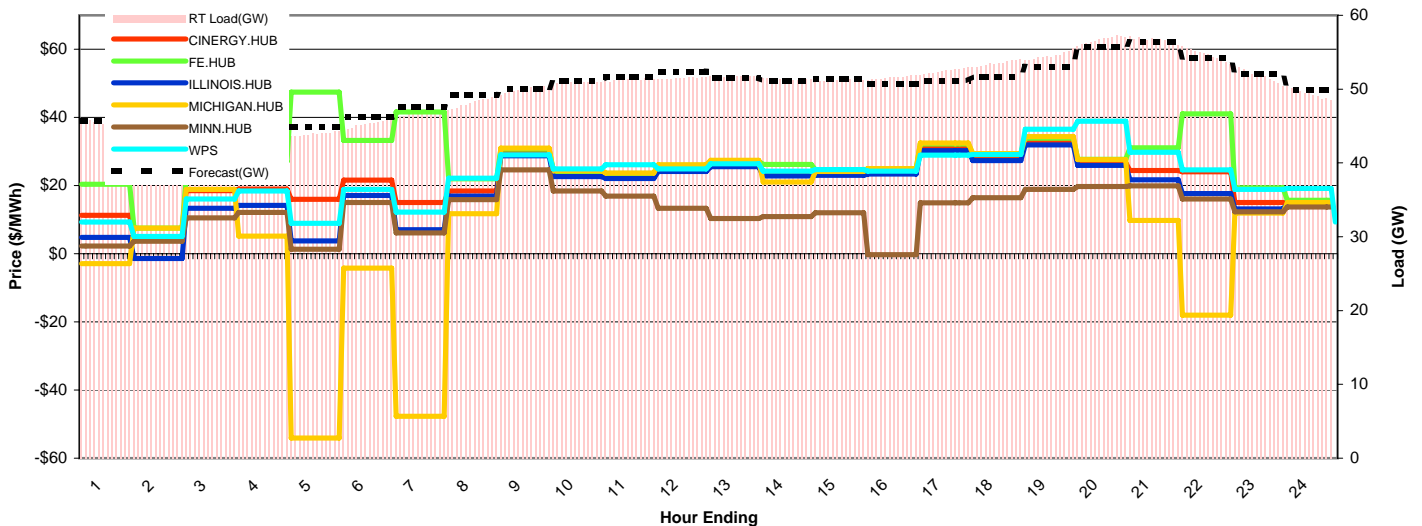
Day-Ahead Prices and Cleared Load

	HE1	HE2	HE3	HE4	HE5	HE6	HE7	HE8	HE9	HE10	HE11	HE12	HE13	HE14	HE15	HE16	HE17	HE18	HE19	HE20	HE21	HE22	HE23	HE24
CINERGY.HUB	21.76	21.75	21.44	20.92	21.65	23.46	24.91	26.34	27.62	28.13	27.96	27.74	27.45	25.59	25.17	25.44	25.71	26.13	30.14	41.99	35.09	26.96	24.36	23.54
FE.HUB	22.79	22.39	22.26	22.26	22.93	26.40	28.06	27.84	29.02	29.18	29.04	29.13	28.35	26.75	26.44	26.66	27.05	27.39	32.56	66.59	45.93	32.42	33.01	29.52
ILLINOIS.HUB	19.68	19.28	18.91	19.01	19.20	21.85	23.72	25.38	26.61	27.32	27.37	27.00	26.58	24.70	24.30	24.57	24.92	25.44	29.34	41.39	34.59	26.49	23.20	22.29
MICHIGAN.HUB	21.50	21.52	21.10	20.75	20.68	21.18	23.22	26.99	28.53	29.53	29.24	28.65	28.68	26.38	25.83	26.22	26.43	26.88	31.79	46.38	37.69	26.73	21.52	20.68
MINN.HUB	10.70	10.71	8.75	6.49	11.21	14.22	12.47	17.07	17.95	20.49	21.73	21.38	20.95	17.92	17.54	17.73	18.93	20.50	23.20	38.71	32.32	23.67	17.87	16.04
WPS	18.09	18.43	16.60	15.50	17.87	20.15	24.59	33.00	34.27	33.80	34.08	33.35	31.66	28.64	27.43	27.04	27.77	32.06	40.54	52.39	42.71	34.80	26.39	24.58
Cleared(GW)	42.6	42.6	41.8	42.0	43.6	46.1	48.1	50.5	52.0	52.6	53.1	52.8	52.5	51.2	50.4	51.0	51.7	52.6	54.6	56.9	56.9	53.8	50.0	4.7



Preliminary Real-Time Prices with Forecasted and Actual System Load

	HE1	HE2	HE3	HE4	HE5	HE6	HE7	HE8	HE9	HE10	HE11	HE12	HE13	HE14	HE15	HE16	HE17	HE18	HE19	HE20	HE21	HE22	HE23	HE24
CINERGY.HUB	11.31	4.60	18.54	19.04	15.96	21.61	15.01	18.44	29.80	23.39	22.85	25.09	26.35	23.96	23.82	24.14	31.32	28.23	32.93	26.69	24.41	24.05	15.04	15.07
FE.HUB	20.45	7.50	22.08	27.10	47.49	33.23	41.59	22.04	30.76	24.18	23.61	25.92	27.19	26.26	24.76	24.80	32.22	29.12	33.91	27.74	31.10	41.03	19.40	15.72
ILLINOIS.HUB	4.82	-1.41	13.33	14.22	3.76	17.11	7.07	16.91	28.80	22.65	22.06	24.19	25.53	22.80	23.02	23.39	30.30	27.34	31.97	25.92	21.68	17.67	13.14	14.58
MICHIGAN.HUB	-2.91	7.53	18.90	5.20	-54.11	-4.19	-47.69	11.77	30.98	24.34	23.69	26.11	27.42	21.06	24.19	25.01	32.56	29.45	34.44	27.60	9.82	-17.98	11.97	15.05
MINN.HUB	2.30	3.64	10.52	12.14	1.35	15.07	6.12	15.85	24.66	18.40	16.92	13.33	10.36	10.91	12.03	-0.30	14.92	16.46	18.86	19.79	19.91	16.13	12.30	13.75
WPS	9.35	5.11	16.08	18.39	8.91	18.93	12.20	22.20	29.04	24.89	26.10	24.89	26.41	24.26	24.74	24.22	28.99	29.15	36.61	38.90	29.78	24.67	18.92	19.21
Forecasted(GW)	45.7	44.7	44.3	44.4	44.9	46.2	47.6	49.2	50.1	51.1	51.6	52.4	51.5	51.1	51.4	50.7	51.1	51.7	53.1	55.7	56.4	54.3	52.0	49.9
(RT) - (DA Load)	2.67	1.56	1.75	1.54	0.36	-0.87	-1.45	-2.31	-1.96	-1.71	-1.82	-1.28	-0.73	0.18	0.87	0.62	0.72	0.95	-0.05	-0.17	-0.27	0.85	1.91	44.67



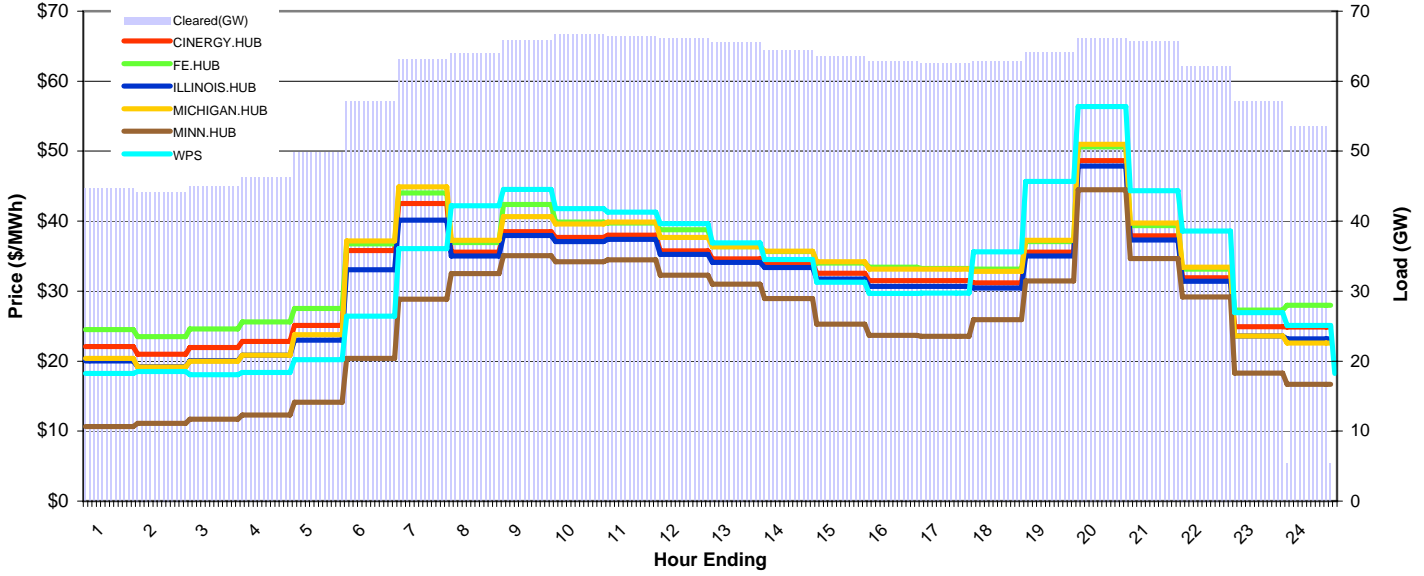
MISO Daily Report

Delivery Day: Monday, April 6, 2009

Price Color Codes: ≤0 ≥100 ≥200

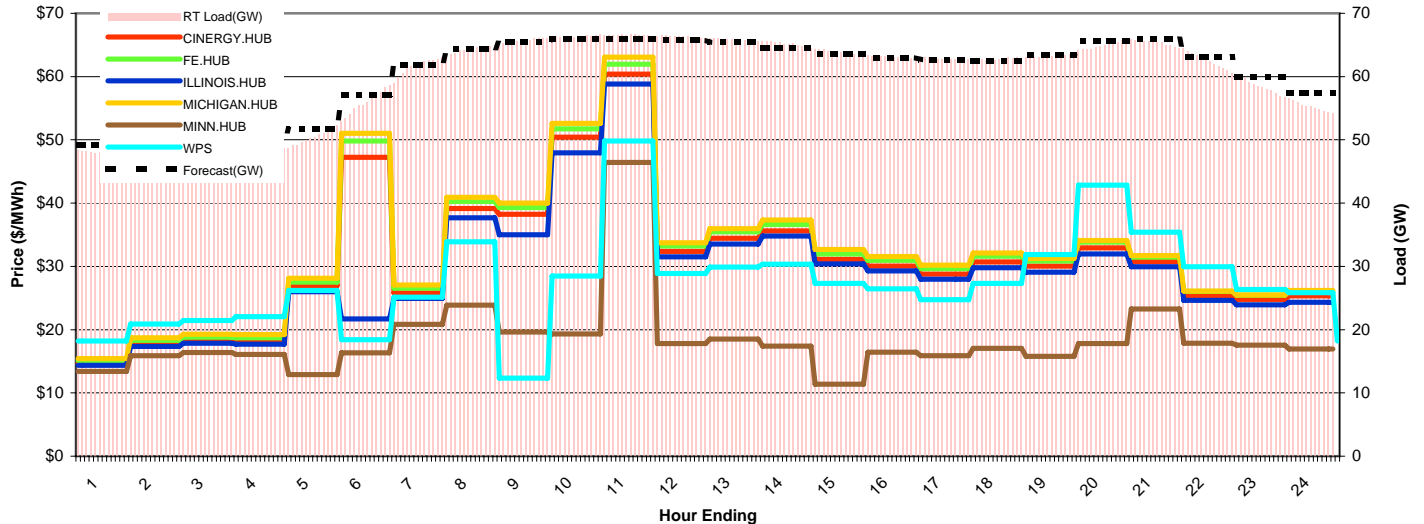
Day-Ahead Prices and Cleared Load

	HE1	HE2	HE3	HE4	HE5	HE6	HE7	HE8	HE9	HE10	HE11	HE12	HE13	HE14	HE15	HE16	HE17	HE18	HE19	HE20	HE21	HE22	HE23	HE24
CINERGY.HUB	22.07	21.00	21.96	22.80	25.11	35.80	42.51	35.58	38.52	37.69	38.00	35.77	34.63	34.03	32.56	31.49	31.51	31.16	35.57	48.67	37.91	31.92	24.92	24.85
FE.HUB	24.52	23.48	24.60	25.60	27.51	36.74	44.04	36.95	42.37	39.85	39.72	38.76	36.37	35.67	34.03	33.44	33.23	33.13	37.06	50.62	39.35	33.14	27.31	27.97
ILLINOIS.HUB	20.01	19.19	20.07	20.83	23.01	33.04	40.14	35.01	37.93	37.09	37.39	35.23	34.09	33.37	31.75	30.68	30.67	30.46	35.01	47.89	37.30	31.41	23.57	23.16
MICHIGAN.HUB	20.37	19.18	19.97	20.84	23.78	37.18	44.88	37.27	40.63	39.58	39.85	37.68	36.33	35.72	34.21	33.16	33.16	32.81	37.28	51.00	39.71	33.44	23.61	22.58
MINN.HUB	10.66	11.09	11.71	12.29	14.13	20.39	28.87	32.53	35.09	34.18	34.46	32.27	30.98	28.92	25.30	23.68	23.56	25.94	31.44	44.48	34.65	29.18	18.30	16.67
WPS	18.24	18.50	18.07	18.39	20.22	26.43	36.08	42.21	44.55	41.79	41.27	39.65	36.91	34.54	31.28	29.67	29.71	35.61	45.68	56.37	44.37	38.57	26.94	25.10
Cleared(GW)	44.7	44.2	44.9	46.3	49.8	57.1	63.0	64.0	65.8	66.6	66.4	66.1	65.6	64.4	63.5	62.9	62.5	62.8	64.2	66.2	65.7	62.2	57.1	5.4



Preliminary Real-Time Prices with Forecasted and Actual System Load

	HE1	HE2	HE3	HE4	HE5	HE6	HE7	HE8	HE9	HE10	HE11	HE12	HE13	HE14	HE15	HE16	HE17	HE18	HE19	HE20	HE21	HE22	HE23	HE24
CINERGY.HUB	14.77	17.91	18.41	18.32	26.94	47.26	25.82	39.13	38.26	50.44	60.37	32.36	34.45	35.62	31.11	30.04	28.79	30.72	30.03	32.93	30.76	25.36	24.76	25.32
FE.HUB	15.10	18.31	18.82	18.72	27.53	49.84	26.55	40.24	39.31	51.73	61.95	33.22	35.44	36.61	31.98	30.93	29.66	31.62	30.85	33.82	31.47	26.05	25.45	26.05
ILLINOIS.HUB	14.37	17.37	17.86	17.72	26.01	21.68	24.96	37.67	34.98	47.93	58.80	31.51	33.51	34.79	30.40	29.28	27.95	29.78	29.09	31.96	29.95	24.63	23.94	24.32
MICHIGAN.HUB	15.44	18.72	19.28	19.20	28.14	51.02	27.06	40.90	40.01	52.60	63.09	33.72	35.98	37.32	32.68	31.55	30.19	32.11	31.26	34.08	31.73	26.10	25.48	26.20
MINN.HUB	13.39	15.87	16.39	16.10	12.92	16.32	20.83	23.87	19.64	19.32	46.45	17.78	18.50	17.38	11.36	16.43	15.86	17.02	15.80	17.82	23.28	17.85	17.57	16.95
WPS	18.22	20.91	21.45	22.06	26.19	18.40	25.14	33.89	12.33	28.48	49.84	28.90	29.87	30.34	27.32	26.45	24.74	27.32	31.88	42.83	35.41	29.96	26.33	25.85
Forecasted(GW)	49.2	48.7	48.8	49.6	51.6	57.2	61.8	64.3	65.4	66.0	66.0	65.8	65.4	64.6	63.6	63.0	62.7	62.5	63.4	65.6	66.0	63.1	60.0	57.5
(RT) - (DA Load)	3.22	3.11	2.50	1.71	0.61	-1.21	-1.39	0.30	-0.14	-0.31	0.13	0.19	0.23	0.71	0.29	0.27	0.31	-0.04	-0.93	-1.26	-0.35	0.32	1.37	49.90



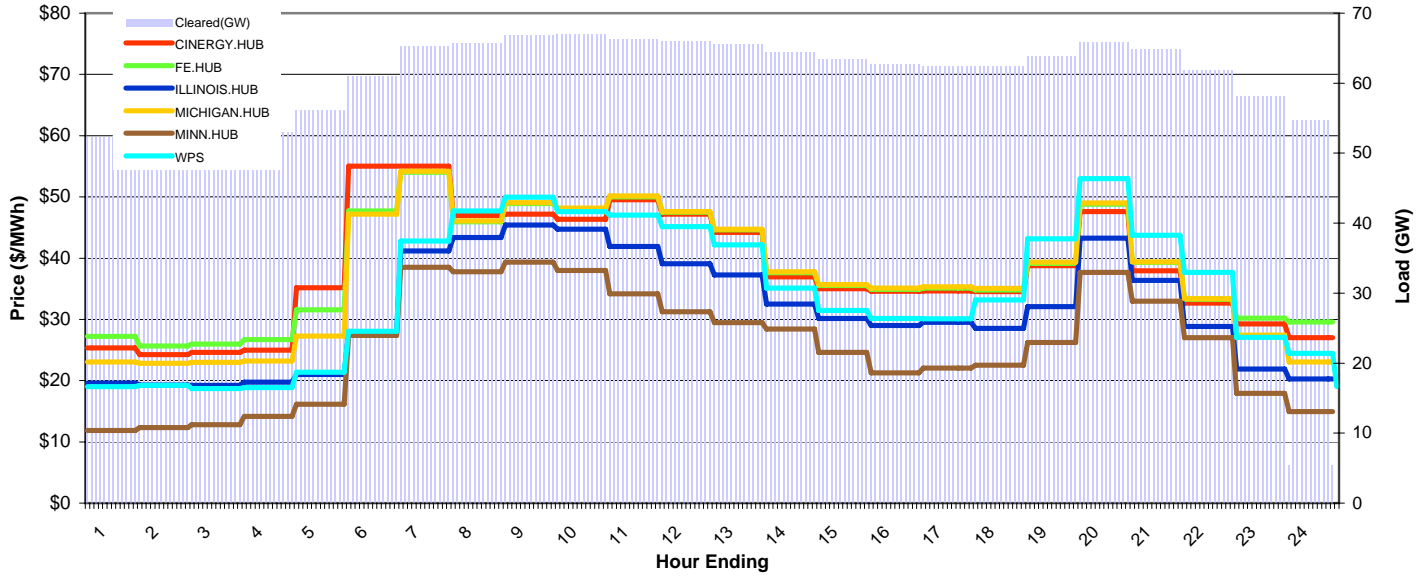
MISO Daily Report

Delivery Day: Tuesday, April 7, 2009

Price Color Codes: ≤0 ≥100 ≥200

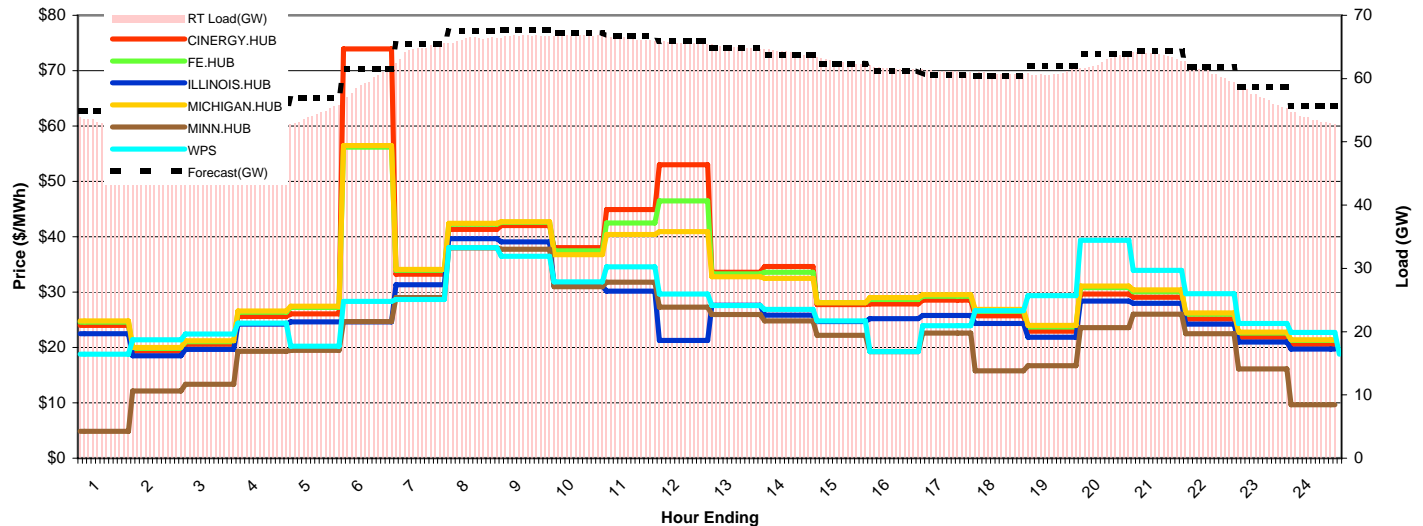
Day-Ahead Prices and Cleared Load

	HE1	HE2	HE3	HE4	HE5	HE6	HE7	HE8	HE9	HE10	HE11	HE12	HE13	HE14	HE15	HE16	HE17	HE18	HE19	HE20	HE21	HE22	HE23	HE24
CINERGY.HUB	25.33	24.25	24.63	24.99	35.15	55.00	55.00	47.00	47.19	46.36	49.53	47.19	44.21	36.93	35.00	34.61	34.62	34.54	38.79	47.61	37.94	32.68	29.27	27.01
FE.HUB	27.22	25.64	25.99	26.69	31.54	47.72	54.03	45.92	48.89	48.04	50.03	47.48	44.61	37.62	35.52	34.93	35.09	34.82	39.13	48.81	39.28	33.30	30.20	29.60
ILLINOIS.HUB	19.61	19.26	19.22	19.77	21.02	27.90	41.20	43.39	45.43	44.73	41.93	39.10	37.26	32.50	30.13	29.00	29.51	28.52	32.06	43.24	36.39	28.84	21.88	20.25
MICHIGAN.HUB	23.04	22.81	23.01	23.18	27.28	47.16	54.17	46.07	49.04	48.19	50.17	47.61	44.73	37.76	35.71	35.10	35.30	35.04	39.36	49.03	39.41	33.40	27.45	23.04
MINN.HUB	11.85	12.34	12.80	14.18	16.14	27.37	38.52	37.80	39.37	37.98	34.18	31.24	29.49	28.42	24.61	21.27	22.05	22.52	26.21	37.68	32.97	27.02	17.92	14.92
WPS	19.04	19.21	18.68	18.84	21.39	28.04	42.78	47.71	49.95	47.59	47.01	45.14	42.19	35.11	31.48	30.17	30.10	33.18	43.16	52.97	43.72	37.66	27.08	24.43
Cleared(GW)	52.3	51.4	51.8	53.0	56.0	61.0	65.3	65.7	66.9	67.0	66.2	66.0	65.5	64.4	63.5	62.7	62.3	62.5	63.8	65.9	64.8	61.8	58.1	5.5



Preliminary Real-Time Prices with Forecasted and Actual System Load

	HE1	HE2	HE3	HE4	HE5	HE6	HE7	HE8	HE9	HE10	HE11	HE12	HE13	HE14	HE15	HE16	HE17	HE18	HE19	HE20	HE21	HE22	HE23	HE24
CINERGY.HUB	23.97	19.34	20.56	25.63	26.05	73.93	33.24	41.33	42.03	38.01	44.93	53.02	33.59	34.61	27.74	27.84	28.56	25.75	22.95	29.63	29.10	25.15	21.85	20.58
FE.HUB	24.59	19.81	21.03	26.35	27.22	56.20	33.93	42.25	42.58	37.43	42.51	46.46	33.30	33.60	28.07	28.67	29.22	26.52	23.72	30.81	30.04	26.00	22.63	21.25
ILLINOIS.HUB	22.47	18.50	19.66	24.23	24.62	24.60	31.33	39.63	39.08	31.10	30.18	21.29	27.62	25.84	24.67	25.22	25.77	24.33	21.87	28.36	27.98	24.21	21.00	19.71
MICHIGAN.HUB	24.81	19.98	21.21	26.57	27.43	56.47	34.08	42.41	42.72	36.74	40.38	40.91	32.78	32.50	28.12	29.04	29.51	26.89	23.98	31.09	30.41	26.22	22.75	21.37
MINN.HUB	4.83	12.15	13.36	19.29	19.48	24.70	29.02	37.96	37.73	30.99	31.79	27.26	25.97	24.80	22.22	19.23	22.62	15.78	16.70	23.57	26.02	22.50	16.10	9.67
WPS	18.80	21.40	22.41	24.38	20.20	28.32	28.65	38.03	36.48	31.84	34.58	29.68	27.58	26.91	24.81	19.27	23.96	26.66	29.38	39.34	33.91	29.72	24.31	22.70
Forecasted(GW)	54.9	54.0	53.8	54.5	56.9	61.6	65.5	67.5	67.7	67.3	66.7	65.9	64.9	63.7	62.3	61.2	60.6	60.4	62.0	63.8	64.3	61.8	58.6	55.7
(RT) - (DA Load)	0.78	0.59	-0.20	-0.93	-1.78	-1.56	-0.78	0.48	-0.18	-0.23	0.04	-0.34	-0.53	-0.32	-0.80	-1.07	-1.19	-1.70	-2.92	-3.13	-1.07	-0.78	-1.14	48.17



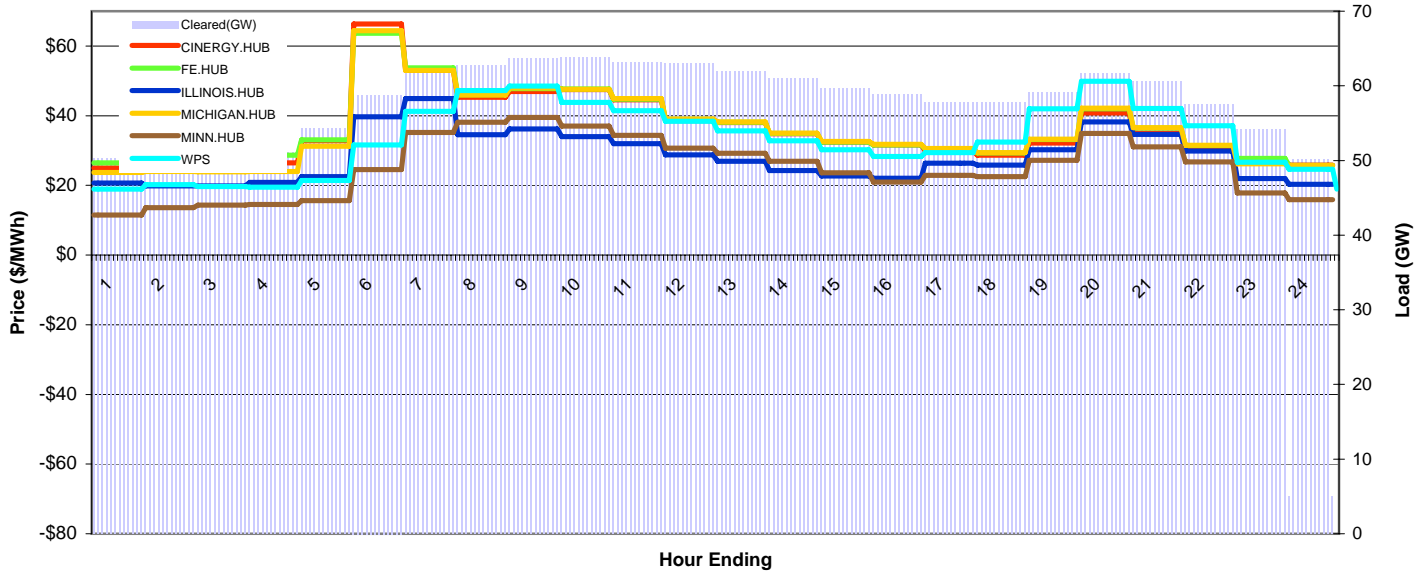
MISO Daily Report

Delivery Day: Wednesday, April 8, 2009

Price Color Codes: ≤0 ≥100 ≥200

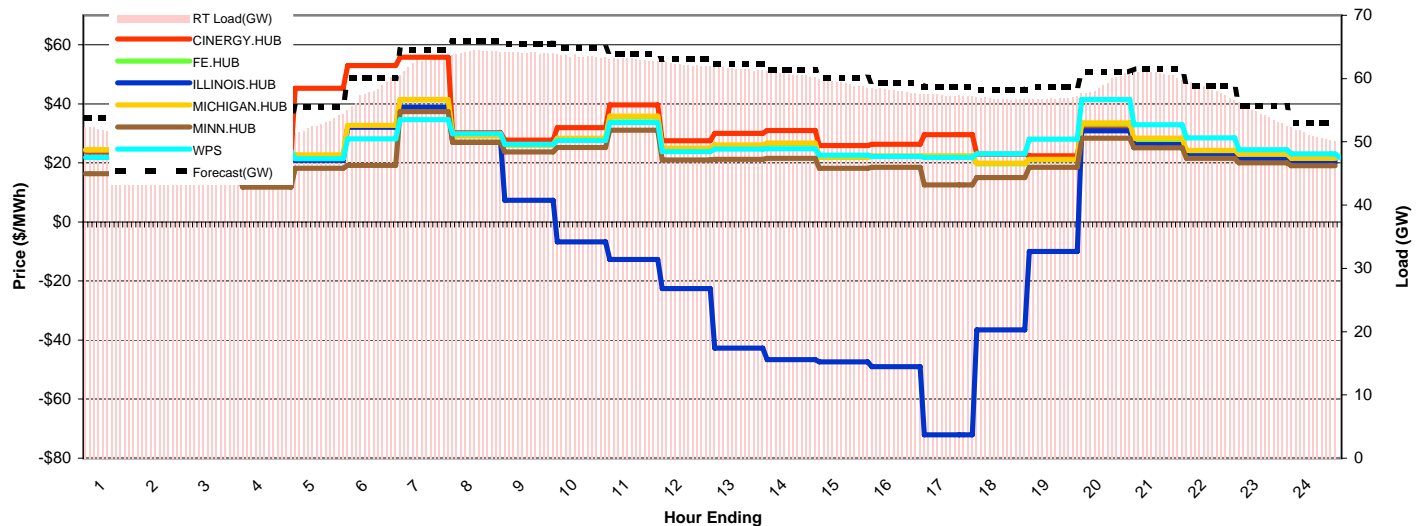
Day-Ahead Prices and Cleared Load

	HE1	HE2	HE3	HE4	HE5	HE6	HE7	HE8	HE9	HE10	HE11	HE12	HE13	HE14	HE15	HE16	HE17	HE18	HE19	HE20	HE21	HE22	HE23	HE24
CINERGY.HUB	25.00	25.17	25.69	26.43	32.78	66.35	53.00	45.30	46.90	47.52	44.58	38.56	38.01	34.82	32.39	31.57	29.86	28.64	32.14	40.76	35.00	30.19	27.05	25.78
FE.HUB	26.43	26.16	26.96	28.70	33.06	63.67	53.71	46.04	47.79	47.70	44.77	38.96	38.10	34.89	32.43	31.60	30.42	29.30	33.13	42.01	36.46	31.45	27.78	25.69
ILLINOIS.HUB	20.63	19.84	19.82	20.90	22.52	39.66	44.95	34.58	36.17	33.99	32.00	28.75	26.91	24.28	22.66	22.07	26.34	25.84	30.19	38.22	34.60	29.84	21.95	20.29
MICHIGAN.HUB	23.74	24.02	23.92	23.99	31.25	64.37	53.05	45.97	47.95	47.59	44.88	39.09	38.23	35.01	32.58	31.80	30.55	29.42	33.23	42.15	36.58	31.55	26.17	25.71
MINN.HUB	11.53	13.57	14.37	14.51	15.60	24.56	35.16	38.11	39.51	36.99	34.35	30.67	29.18	26.89	23.57	20.92	22.87	22.49	27.15	34.94	31.02	26.75	17.86	15.91
WPS	18.96	20.18	19.64	19.50	21.45	31.62	41.22	47.21	48.54	43.85	41.41	38.44	35.67	32.82	30.25	28.27	29.41	32.47	42.03	49.88	42.10	37.14	26.61	24.63
Cleared(GW)	50.2	48.9	49.6	51.1	54.3	58.8	62.5	62.7	63.6	63.8	63.2	63.0	62.0	61.0	59.7	58.8	57.8	57.8	59.1	61.6	60.5	57.5	54.1	5.0



Preliminary Real-Time Prices with Forecasted and Actual System Load

	HE1	HE2	HE3	HE4	HE5	HE6	HE7	HE8	HE9	HE10	HE11	HE12	HE13	HE14	HE15	HE16	HE17	HE18	HE19	HE20	HE21	HE22	HE23	HE24
CINERGY.HUB	23.85	24.18	22.92	22.68	45.27	52.93	55.75	30.18	27.70	32.00	39.69	27.54	30.04	31.03	25.87	26.33	29.58	22.99	22.38	32.16	27.11	23.27	22.08	20.81
FE.HUB	24.39	24.89	23.62	23.30	22.42	32.41	41.37	29.25	26.08	28.23	35.52	24.84	25.93	26.58	21.83	22.24	22.22	19.75	21.09	33.13	27.85	23.97	22.77	21.50
ILLINOIS.HUB	22.04	23.19	22.02	21.81	20.87	32.06	38.91	27.02	7.40	-6.78	-12.73	-22.54	-42.72	-46.66	-47.34	-48.95	-72.08	-36.59	-9.98	30.83	26.18	22.41	21.21	20.01
MICHIGAN.HUB	24.44	25.11	23.78	23.49	22.71	32.72	41.47	29.14	26.12	28.35	35.88	25.01	26.06	26.78	22.02	22.46	22.39	19.89	21.23	33.55	28.33	24.30	22.94	21.58
MINN.HUB	16.33	21.37	15.74	11.84	18.24	19.14	37.38	26.99	23.68	25.25	31.07	21.06	21.25	21.52	18.20	18.55	12.60	15.07	18.49	28.40	25.18	21.57	20.05	19.07
WPS	21.86	24.37	23.48	23.95	21.44	28.14	34.63	29.86	26.31	27.65	33.74	23.83	24.70	24.81	22.58	22.16	21.88	23.08	28.08	41.47	32.90	28.50	24.52	23.02
Forecasted(GW)	53.8	52.8	52.6	53.2	55.6	60.0	64.5	66.0	65.5	64.8	63.9	63.1	62.3	61.3	60.1	59.3	58.7	58.2	58.7	61.1	61.5	58.9	55.7	53.0
(RT) - (DA Load)	1.56	1.81	0.66	-0.46	-1.49	-0.85	0.07	1.51	0.49	-0.22	-0.14	-0.75	-0.39	-0.30	-0.38	-0.78	-0.46	-0.99	-2.14	-2.42	0.26	0.76	0.23	46.08



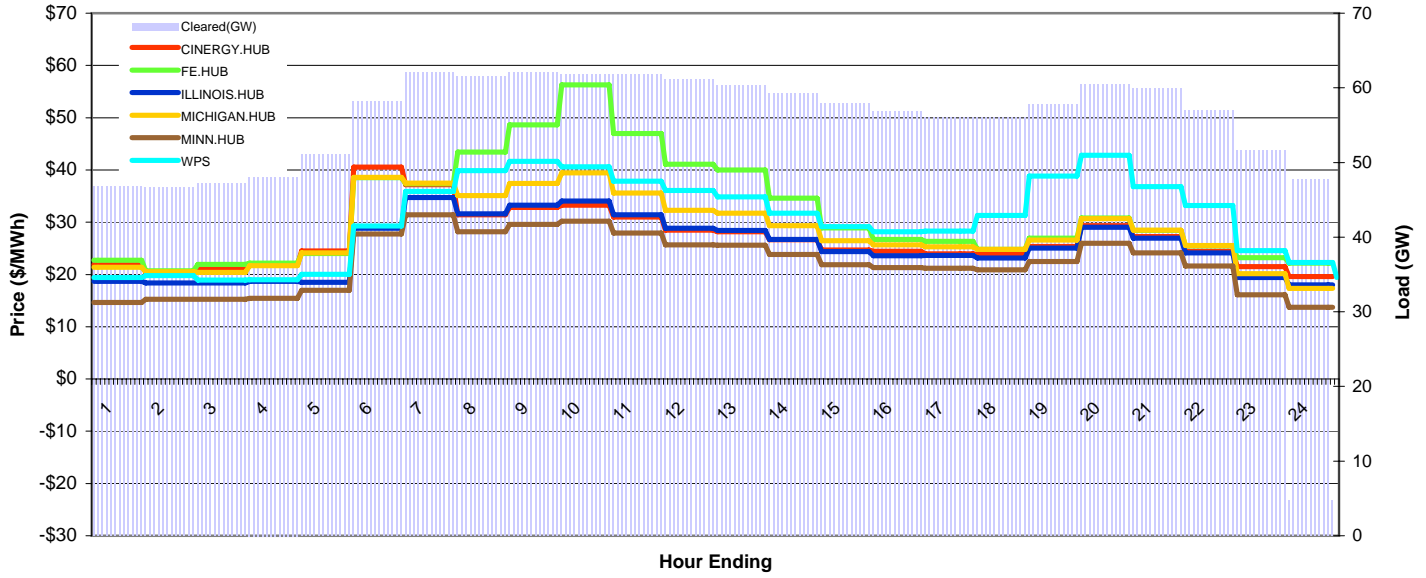
MISO Daily Report

Delivery Day: Thursday, April 9, 2009

Price Color Codes: ≤0 ≥100 ≥200

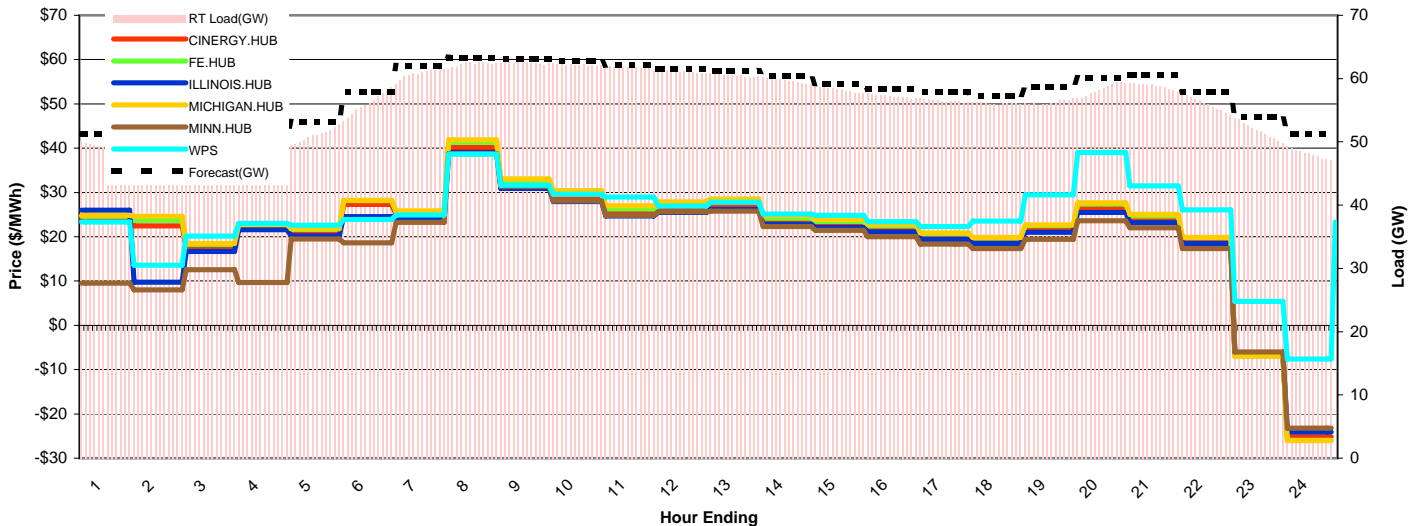
Day-Ahead Prices and Cleared Load

	HE1	HE2	HE3	HE4	HE5	HE6	HE7	HE8	HE9	HE10	HE11	HE12	HE13	HE14	HE15	HE16	HE17	HE18	HE19	HE20	HE21	HE22	HE23	HE24
CINERGY.HUB	21.85	20.38	21.06	21.72	24.48	40.53	37.17	31.40	32.85	33.26	31.00	28.49	28.15	26.63	24.68	24.42	23.92	23.80	25.35	29.34	27.25	24.44	21.50	19.62
FE.HUB	22.73	20.73	21.90	22.19	24.01	38.52	37.35	43.42	48.62	56.30	47.00	41.08	40.00	34.62	28.94	26.71	26.36	24.79	26.93	30.82	28.45	25.47	23.20	22.19
ILLINOIS.HUB	18.69	18.37	18.38	18.66	18.52	28.83	34.72	31.63	33.27	34.07	31.45	28.82	28.42	26.72	24.36	23.58	23.65	23.18	25.07	29.01	26.95	24.16	19.42	18.03
MICHIGAN.HUB	21.35	20.49	20.42	21.71	24.11	38.58	37.47	35.10	37.44	39.42	35.56	32.25	31.75	29.32	26.45	25.68	25.28	24.81	26.56	30.70	28.49	25.54	20.18	17.34
MINN.HUB	14.62	15.26	15.28	15.43	16.97	27.76	31.41	28.18	29.59	30.19	27.96	25.66	25.61	23.84	21.85	21.32	21.19	20.88	22.47	26.00	24.14	21.65	16.14	13.72
WPS	19.44	19.79	18.95	19.01	20.02	29.26	35.87	39.88	41.64	40.61	37.87	36.10	34.83	31.76	29.18	28.18	28.28	31.31	38.81	42.83	36.81	33.21	24.58	22.28
Cleared(GW)	46.8	46.6	47.2	48.1	51.1	58.1	62.1	61.5	62.0	61.8	61.8	61.1	60.3	59.2	57.9	56.8	56.0	56.1	57.8	60.5	59.9	57.0	51.6	4.8



Preliminary Real-Time Prices with Forecasted and Actual System Load

	HE1	HE2	HE3	HE4	HE5	HE6	HE7	HE8	HE9	HE10	HE11	HE12	HE13	HE14	HE15	HE16	HE17	HE18	HE19	HE20	HE21	HE22	HE23	HE24
CINERGY.HUB	23.82	22.48	17.70	21.91	20.96	27.33	24.89	40.19	31.64	28.71	25.42	26.29	26.94	23.47	22.78	21.76	20.01	19.05	21.78	26.45	23.88	19.09	-6.76	-25.19
FE.HUB	24.60	23.66	18.29	22.52	21.66	28.17	25.62	41.33	32.53	29.59	26.26	27.17	27.82	24.21	23.50	22.47	20.68	19.71	22.55	27.40	24.72	19.77	-6.97	-25.98
ILLINOIS.HUB	26.03	9.76	16.68	21.62	20.25	24.53	24.10	39.08	30.90	27.94	24.72	25.52	26.12	22.79	22.10	21.06	19.39	18.45	20.99	25.47	23.16	18.49	-6.53	-24.07
MICHIGAN.HUB	24.81	24.65	18.50	22.76	21.80	28.26	25.84	41.88	33.10	30.38	26.98	27.89	28.56	24.74	23.89	22.76	20.87	19.86	22.66	27.67	25.08	19.89	-6.95	-26.01
MINN.HUB	9.54	8.00	12.55	9.69	19.51	18.66	23.23	38.76	31.34	28.12	24.82	25.65	25.78	22.29	21.42	20.01	18.32	17.33	19.43	23.58	22.00	17.33	-5.98	-23.20
WPS	23.33	13.55	20.18	23.00	22.59	23.89	24.94	38.66	31.65	29.63	28.98	26.91	27.79	25.14	24.88	23.41	22.32	23.52	29.46	39.01	31.49	26.08	5.38	-7.61
Forecasted(GW)	51.3	50.3	50.2	50.8	53.2	57.9	62.1	63.3	63.2	62.8	62.2	61.5	61.2	60.4	59.1	58.4	57.9	57.3	58.6	60.1	60.5	57.9	53.9	51.2
(RT) - (DA Load)	2.53	1.71	0.69	0.54	-0.02	-2.10	-1.29	0.76	0.44	0.44	-0.07	0.03	0.22	0.47	0.40	0.43	0.53	0.04	-1.51	-2.18	-1.06	-0.95	0.24	43.38



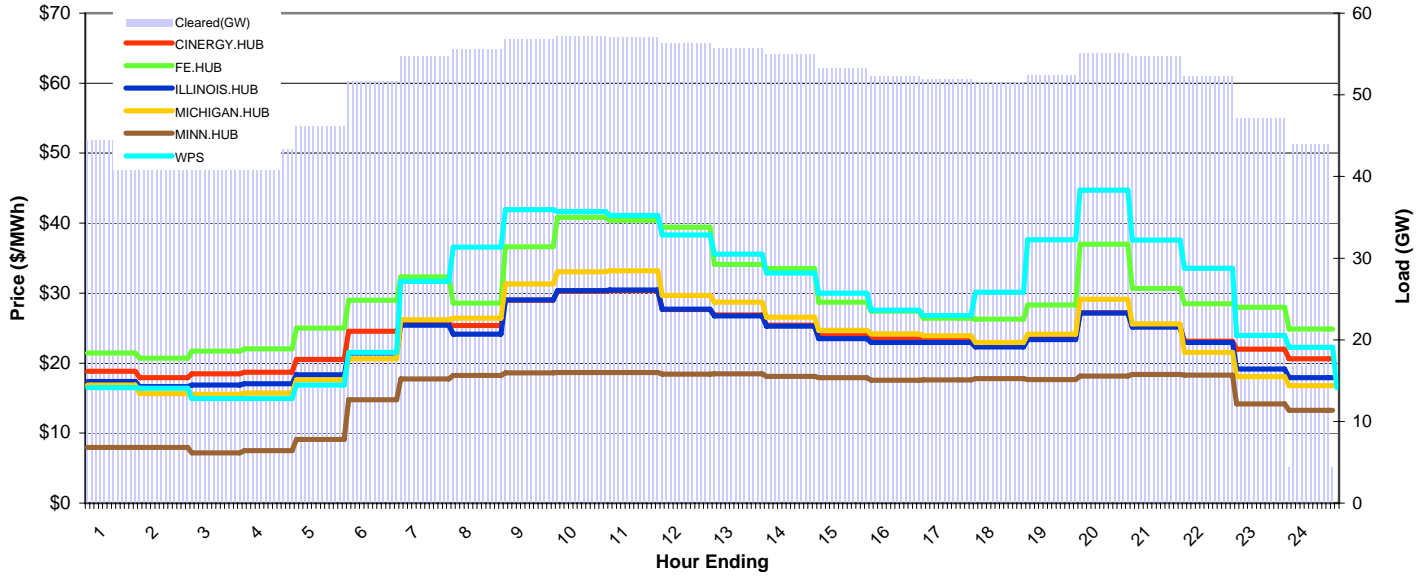
MISO Daily Report

Delivery Day: Friday, April 10, 2009

Price Color Codes: <=0 >=100 >=200

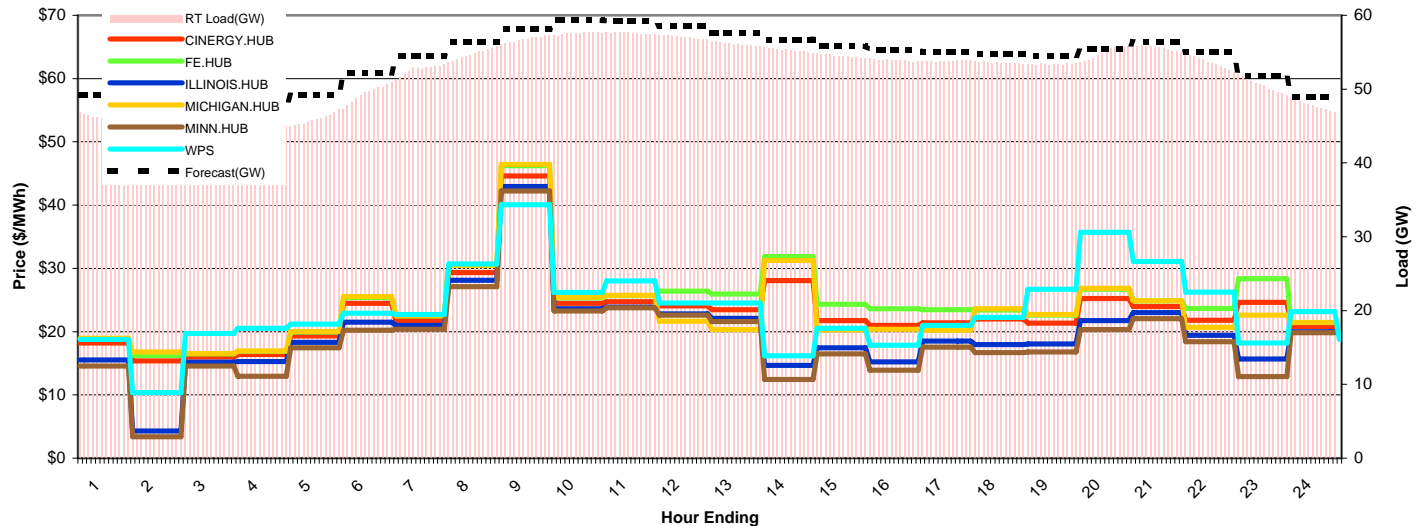
Day-Ahead Prices and Cleared Load

	HE1	HE2	HE3	HE4	HE5	HE6	HE7	HE8	HE9	HE10	HE11	HE12	HE13	HE14	HE15	HE16	HE17	HE18	HE19	HE20	HE21	HE22	HE23	HE24
CINERGY.HUB	18.85	17.93	18.45	18.70	20.53	24.57	25.54	25.39	29.01	30.25	30.37	27.64	26.87	25.42	23.91	23.47	23.44	22.72	23.72	27.20	25.26	23.12	21.98	20.60
FE.HUB	21.46	20.70	21.74	22.04	24.99	28.99	32.31	28.58	36.64	40.82	40.43	39.40	34.10	33.51	28.71	27.42	26.45	26.30	28.28	36.98	30.67	28.49	27.96	24.88
ILLINOIS.HUB	17.36	16.63	16.86	17.04	18.32	21.43	25.43	24.16	29.03	30.35	30.46	27.70	26.73	25.30	23.52	22.96	22.96	22.33	23.36	27.18	25.15	22.96	19.15	17.93
MICHIGAN.HUB	16.89	15.65	15.53	15.73	17.62	20.64	26.21	26.41	31.30	33.06	33.20	29.69	28.71	26.58	24.67	24.20	23.93	22.95	24.16	29.12	25.62	21.52	18.07	16.80
MINN.HUB	7.96	7.95	7.19	7.48	9.12	14.76	17.72	18.26	18.63	18.65	18.65	18.43	18.45	18.10	17.91	17.56	17.59	17.78	17.67	18.13	18.40	18.27	14.19	13.27
WPS	16.51	16.43	14.95	14.97	16.86	21.53	31.67	36.58	41.92	41.66	41.09	38.30	35.59	32.88	29.98	27.58	26.80	30.14	37.64	44.70	37.59	33.56	23.96	22.27
Cleared(GW)	44.4	43.0	42.9	43.3	46.1	51.7	54.7	55.6	56.8	57.2	57.0	56.4	55.7	54.9	53.3	52.3	51.9	51.5	52.4	55.1	54.8	52.3	47.1	4.4



Preliminary Real-Time Prices with Forecasted and Actual System Load

	HE1	HE2	HE3	HE4	HE5	HE6	HE7	HE8	HE9	HE10	HE11	HE12	HE13	HE14	HE15	HE16	HE17	HE18	HE19	HE20	HE21	HE22	HE23	HE24
CINERGY.HUB	18.23	15.37	15.99	16.38	19.32	24.50	21.77	29.33	44.62	24.47	24.75	24.07	23.48	28.05	21.77	20.98	21.40	22.01	21.33	25.25	23.95	21.81	24.62	20.79
FE.HUB	18.88	16.23	16.48	16.89	19.94	25.41	22.52	30.48	46.23	25.35	25.67	26.38	25.97	31.87	24.35	23.60	23.46	23.42	22.59	26.69	24.89	23.69	28.35	21.42
ILLINOIS.HUB	15.51	4.30	15.15	15.25	18.29	21.48	21.00	28.12	42.94	23.60	23.86	22.81	22.11	14.69	17.46	15.22	18.51	17.95	18.04	21.73	23.00	19.42	15.68	19.98
MICHIGAN.HUB	18.98	16.81	16.53	16.96	20.03	25.55	22.51	30.47	46.42	25.45	25.74	21.66	20.35	31.24	20.30	20.38	20.21	23.60	22.69	26.84	24.90	20.67	22.63	21.46
MINN.HUB	14.59	3.37	14.58	12.94	17.44	20.25	20.37	27.12	42.23	23.29	23.75	22.59	21.62	12.45	16.48	13.92	17.57	16.68	16.77	20.35	22.07	18.41	12.90	19.81
WPS	18.78	10.35	19.72	20.52	21.19	22.92	22.71	30.68	40.08	26.21	28.00	24.55	24.54	16.21	20.54	17.88	21.01	22.24	26.70	35.73	31.11	26.27	18.22	23.14
Forecasted(GW)	49.3	47.9	47.4	47.6	49.2	52.2	54.6	56.5	58.2	59.3	59.3	58.6	57.6	56.7	55.8	55.4	55.0	54.8	54.5	55.4	56.3	55.0	51.7	48.9
(RT) - (DA Load)	1.60	1.75	1.36	1.27	-0.21	-2.26	-2.13	-0.88	-0.06	0.37	0.56	0.65	0.34	0.36	1.22	1.62	1.92	2.05	0.97	-0.25	0.80	1.35	3.41	43.38



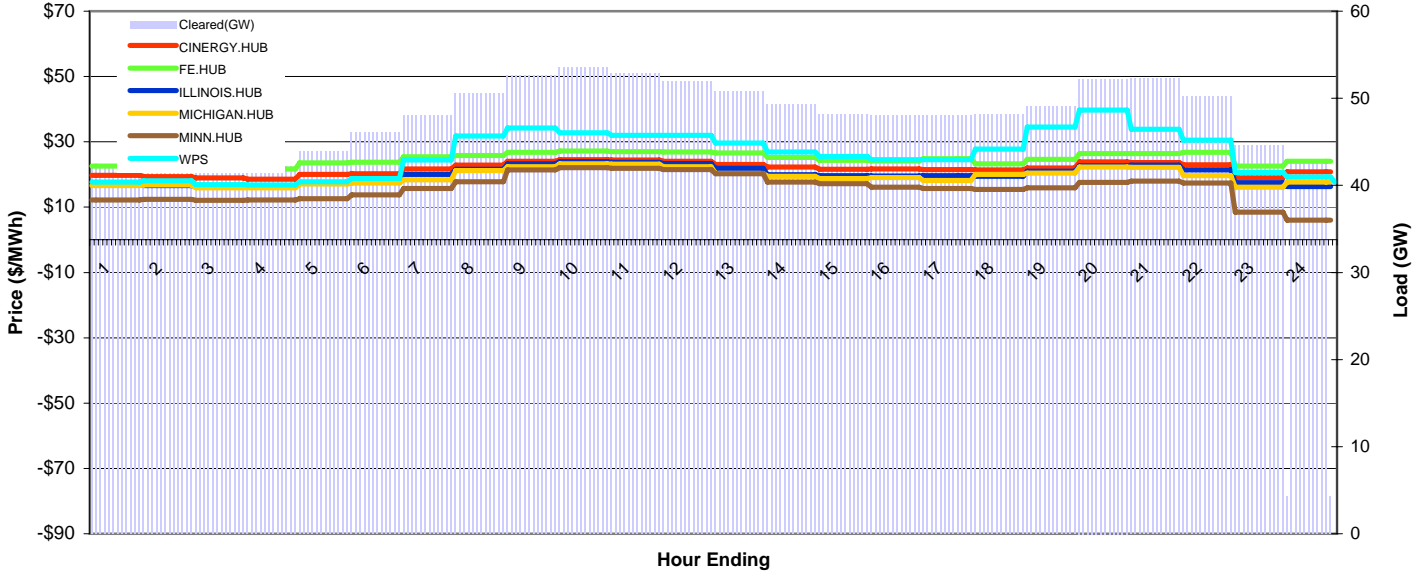
MISO Daily Report

Delivery Day: Saturday, April 11, 2009

Price Color Codes: ≤0 ≥100 ≥200

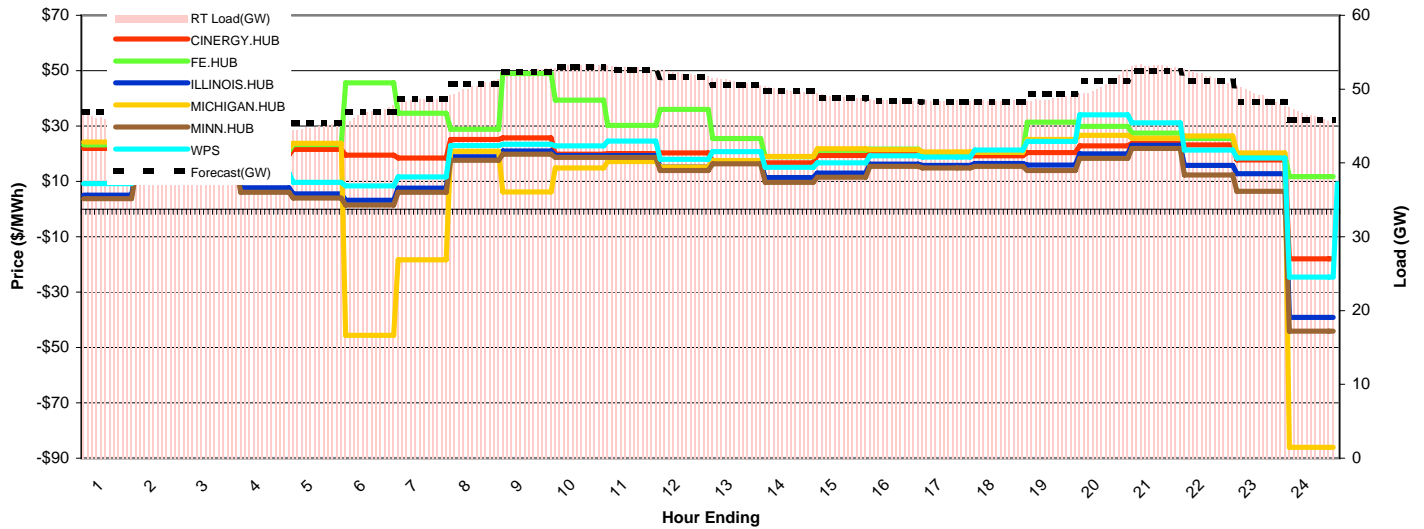
Day-Ahead Prices and Cleared Load

	HE1	HE2	HE3	HE4	HE5	HE6	HE7	HE8	HE9	HE10	HE11	HE12	HE13	HE14	HE15	HE16	HE17	HE18	HE19	HE20	HE21	HE22	HE23	HE24
CINERGY.HUB	19.76	19.37	18.91	18.55	20.01	20.18	21.72	22.92	24.06	24.58	24.43	24.01	23.11	22.29	21.59	21.65	21.48	21.44	22.01	23.85	23.66	22.93	18.99	20.82
FE.HUB	22.61	21.37	21.61	21.69	23.55	23.75	25.44	25.81	26.84	27.21	27.00	26.86	26.57	25.22	24.35	24.17	24.79	23.28	24.67	26.40	26.37	26.80	22.56	24.07
ILLINOIS.HUB	17.00	16.65	16.36	16.19	17.48	18.36	20.06	21.63	23.28	23.92	23.77	23.37	21.88	19.95	19.61	19.58	19.61	19.41	21.01	22.71	22.90	21.43	17.51	16.29
MICHIGAN.HUB	16.56	16.84	15.91	15.91	17.12	17.36	18.41	21.18	22.38	23.27	23.17	22.39	20.37	19.45	18.78	19.08	18.15	20.05	20.40	22.24	22.18	19.66	16.13	17.69
MINN.HUB	12.20	12.37	12.05	12.16	12.61	13.76	15.74	17.79	21.44	22.08	21.94	21.46	20.23	17.67	17.23	16.16	15.68	15.42	15.91	17.61	17.98	17.41	8.49	6.06
WPS	17.72	18.06	16.89	16.79	17.80	18.75	24.46	31.82	34.26	32.79	32.00	31.94	29.65	26.86	25.55	24.55	24.58	27.80	34.57	39.74	33.87	30.48	20.63	19.20
Cleared(GW)	42.3	41.9	41.7	42.2	43.9	46.1	48.1	50.6	52.7	53.5	52.9	52.0	50.7	49.3	48.2	48.0	48.0	48.1	49.1	52.2	52.3	50.2	44.5	4.3



Preliminary Real-Time Prices with Forecasted and Actual System Load

	HE1	HE2	HE3	HE4	HE5	HE6	HE7	HE8	HE9	HE10	HE11	HE12	HE13	HE14	HE15	HE16	HE17	HE18	HE19	HE20	HE21	HE22	HE23	HE24
CINERGY.HUB	21.94	20.16	17.61	19.55	21.52	19.44	18.43	25.10	25.70	19.87	20.03	20.32	17.27	16.75	19.34	20.48	19.26	19.30	20.43	22.88	23.79	23.21	17.78	-18.02
FE.HUB	23.20	20.90	18.20	21.00	23.32	45.57	34.60	28.79	48.91	39.32	30.20	35.98	25.47	18.90	21.26	21.62	20.35	20.53	31.40	29.86	27.44	25.54	19.51	11.70
ILLINOIS.HUB	5.02	14.85	15.05	7.68	5.52	3.13	7.54	18.87	20.98	19.31	19.31	15.24	17.00	11.39	13.02	16.23	15.78	16.50	15.84	19.94	23.09	15.78	12.76	-39.17
MICHIGAN.HUB	24.18	21.34	18.43	22.01	23.73	-45.66	-18.37	20.82	6.16	14.89	17.21	15.20	17.46	19.03	21.77	21.45	20.62	20.53	25.19	26.66	25.56	26.44	20.30	-86.07
MINN.HUB	3.80	14.03	14.34	6.06	3.97	1.42	6.08	17.68	19.79	18.62	18.62	13.91	16.39	9.66	11.54	15.49	14.88	15.49	13.98	18.36	21.94	12.35	6.45	-44.05
WPS	9.23	18.48	19.28	13.05	9.66	8.35	11.57	22.95	23.38	22.87	24.52	17.94	20.77	15.09	16.66	19.22	18.83	21.36	24.48	34.10	31.15	21.33	18.47	-24.51
Forecasted(GW)	47.0	46.0	45.4	45.3	45.3	46.9	48.7	50.7	52.4	53.0	52.6	51.6	50.6	49.7	48.8	48.3	48.3	48.2	49.3	51.2	52.4	51.1	48.3	45.9
(RT) - (DA Load)	3.45	2.85	2.55	2.07	1.05	0.71	0.49	-0.24	-0.31	-0.27	0.06	0.19	0.32	0.57	0.80	0.48	0.43	0.37	-0.31	-1.48	0.89	1.55	4.62	42.20



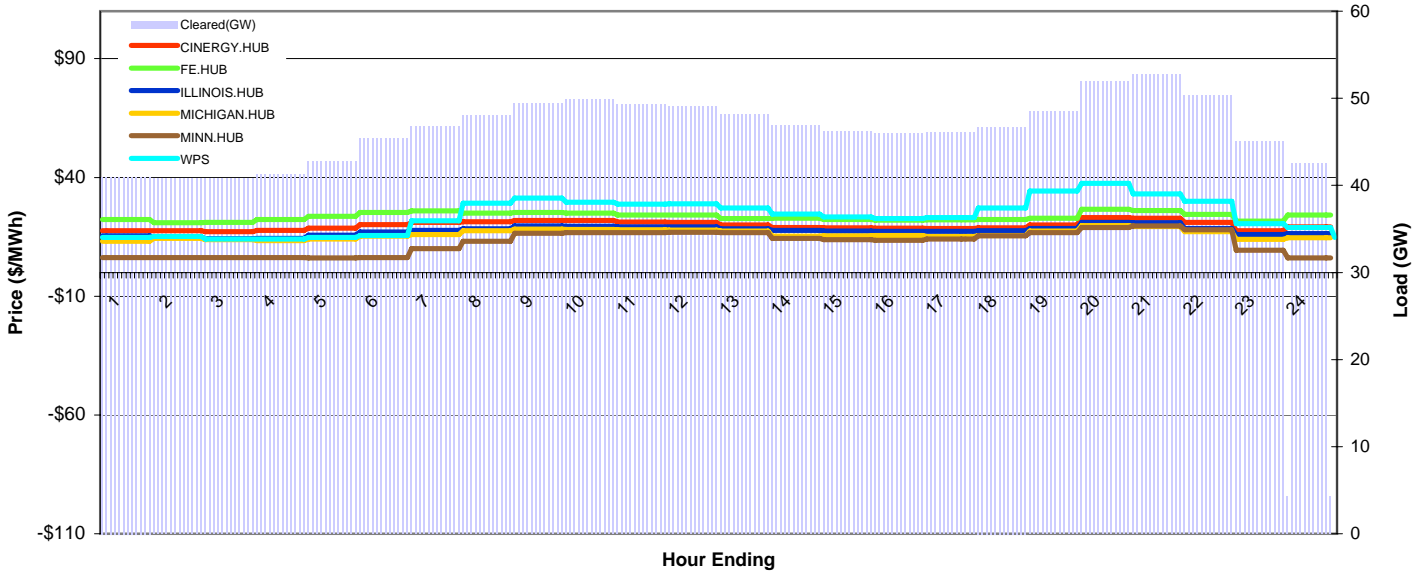
MISO Daily Report

Delivery Day: Sunday, April 12, 2009

Price Color Codes: <=0 >=100 >=200

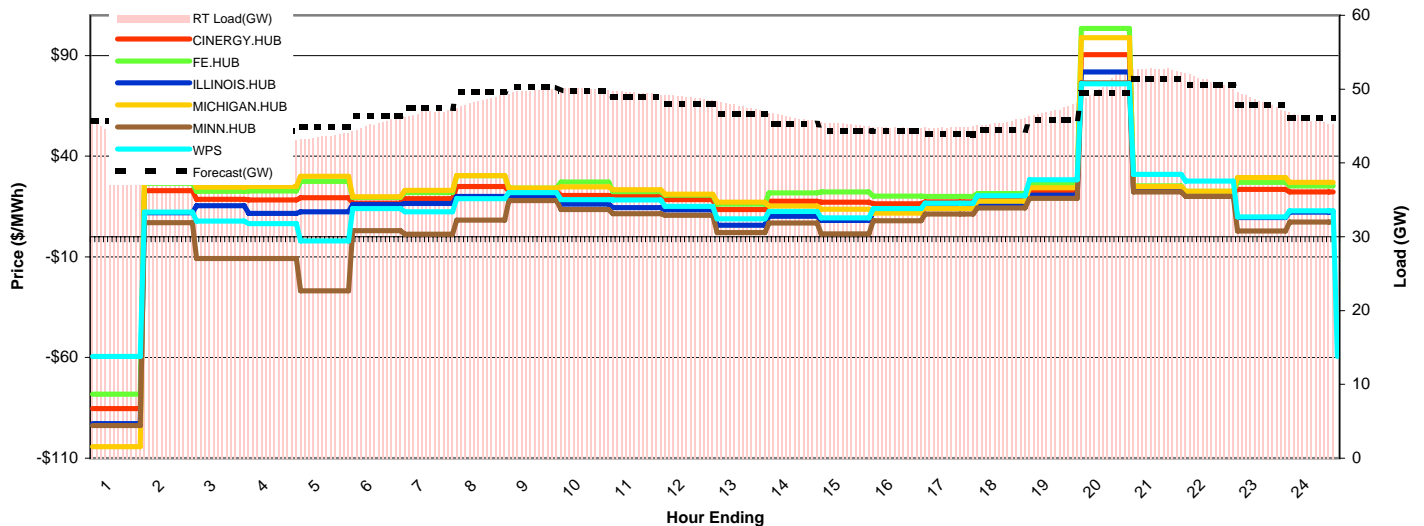
Day-Ahead Prices and Cleared Load

	HE1	HE2	HE3	HE4	HE5	HE6	HE7	HE8	HE9	HE10	HE11	HE12	HE13	HE14	HE15	HE16	HE17	HE18	HE19	HE20	HE21	HE22	HE23	HE24
CINERGY.HUB	17.58	17.55	17.19	17.65	18.72	20.09	21.05	21.38	21.93	21.84	21.18	21.12	20.05	18.93	18.80	18.65	18.59	18.77	20.01	23.12	22.78	21.05	17.55	19.20
FE.HUB	22.25	20.99	21.07	22.25	23.66	25.28	25.90	25.04	25.24	25.05	24.22	24.18	22.74	22.79	22.31	22.03	22.21	22.28	22.79	26.58	26.13	24.48	21.62	24.22
ILLINOIS.HUB	15.49	14.83	14.18	14.33	15.64	17.04	17.76	18.42	19.62	19.51	19.21	19.15	18.44	17.68	17.43	17.26	17.28	17.62	18.55	21.03	20.96	18.46	15.91	16.36
MICHIGAN.HUB	13.20	14.41	13.77	13.40	14.14	15.35	15.96	17.54	18.21	18.17	17.95	17.88	17.43	15.31	15.49	15.50	15.15	15.54	17.50	19.67	19.34	17.21	13.94	14.56
MINN.HUB	6.23	6.22	6.22	6.20	6.16	6.28	10.04	13.07	16.47	16.81	16.78	16.87	16.75	14.41	13.86	13.54	14.14	15.44	16.76	18.96	19.65	17.98	9.30	6.14
WPS	14.79	15.15	14.12	14.07	14.75	15.59	21.80	29.23	31.28	29.55	28.71	28.89	27.15	24.59	23.40	22.68	23.17	27.09	34.26	37.51	33.07	30.02	20.56	18.91
Cleared(GW)	41.0	40.8	40.7	41.3	42.8	45.4	46.8	48.0	49.4	49.9	49.3	49.1	48.2	46.9	46.2	45.9	46.1	46.7	48.5	51.9	52.8	50.3	45.0	4.3



Preliminary Real-Time Prices with Forecasted and Actual System Load

	HE1	HE2	HE3	HE4	HE5	HE6	HE7	HE8	HE9	HE10	HE11	HE12	HE13	HE14	HE15	HE16	HE17	HE18	HE19	HE20	HE21	HE22	HE23	HE24
CINERGY.HUB	-85.44	22.89	18.53	18.25	19.47	16.62	18.94	24.98	22.52	20.57	20.37	18.46	13.53	17.58	17.12	16.41	17.25	19.29	22.02	90.50	23.86	21.81	23.48	22.30
FE.HUB	-78.25	26.58	22.52	22.69	27.44	19.60	21.93	30.32	24.20	27.22	22.41	20.66	16.15	21.79	22.30	20.25	20.10	21.44	26.57	103.56	25.25	22.64	27.06	25.26
ILLINOIS.HUB	-92.88	11.97	15.35	11.57	12.40	16.12	16.52	20.05	19.81	16.20	14.46	13.37	5.71	10.22	8.18	12.02	14.27	16.22	20.60	81.88	22.93	20.76	9.51	12.24
MICHIGAN.HUB	-104.22	28.47	24.58	24.99	30.03	19.87	23.03	30.29	24.21	24.81	23.29	21.20	17.22	15.27	13.75	11.72	14.03	17.69	24.25	98.81	24.96	22.65	29.36	27.08
MINN.HUB	-93.73	7.02	-10.76	-10.74	-26.94	2.97	1.35	8.23	17.95	13.47	11.47	10.72	2.10	6.80	1.48	7.94	11.22	14.26	19.15	76.45	22.25	20.10	2.94	7.25
WPS	-59.43	12.27	7.74	6.55	-2.07	13.91	12.48	18.85	21.98	18.39	18.25	15.13	8.97	12.49	9.43	14.00	16.61	20.41	28.33	76.04	31.03	27.58	9.84	12.85
Forecasted(GW)	45.7	44.8	44.3	44.3	44.9	46.4	47.4	49.6	50.3	49.8	49.0	47.9	46.7	45.3	44.4	44.3	43.9	44.5	45.8	49.5	51.4	50.5	47.9	46.1
(RT) - (DA Load)	3.52	2.57	2.15	1.78	0.82	-0.07	0.06	0.40	0.42	0.17	0.24	-0.16	-0.47	-0.64	-0.96	-1.09	-1.27	-1.17	-1.30	-1.23	-0.07	0.82	3.33	41.68



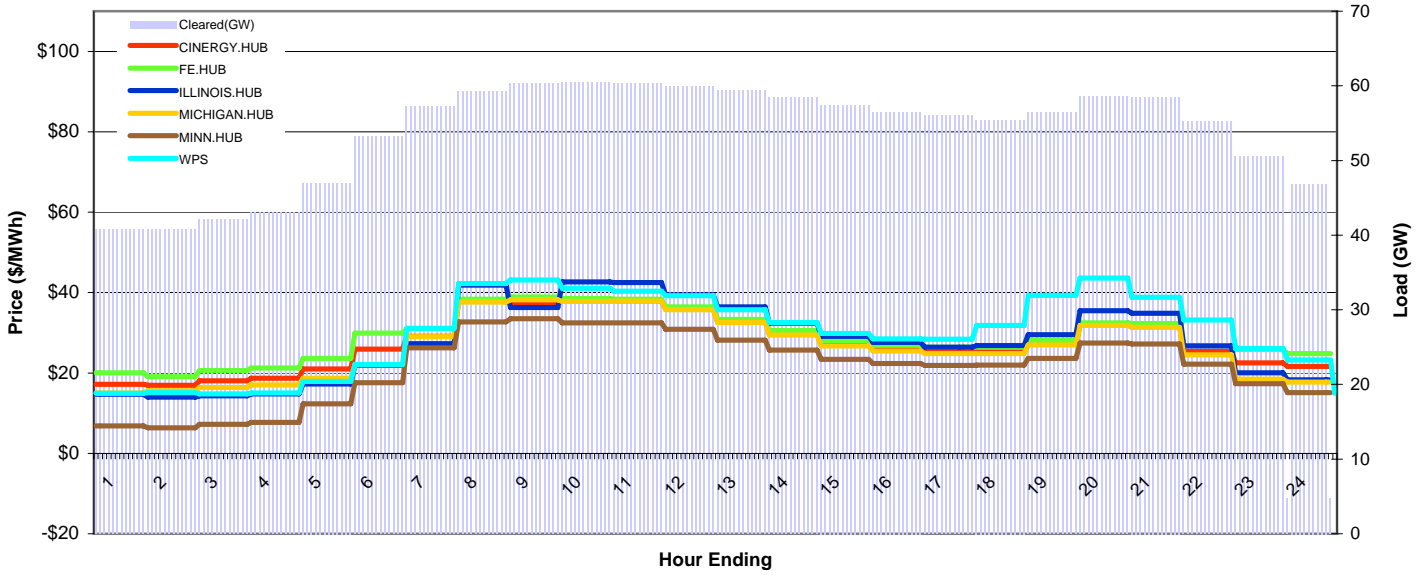
MISO Daily Report

Delivery Day: Monday, April 13, 2009

Price Color Codes: <=0 >=100 >=200

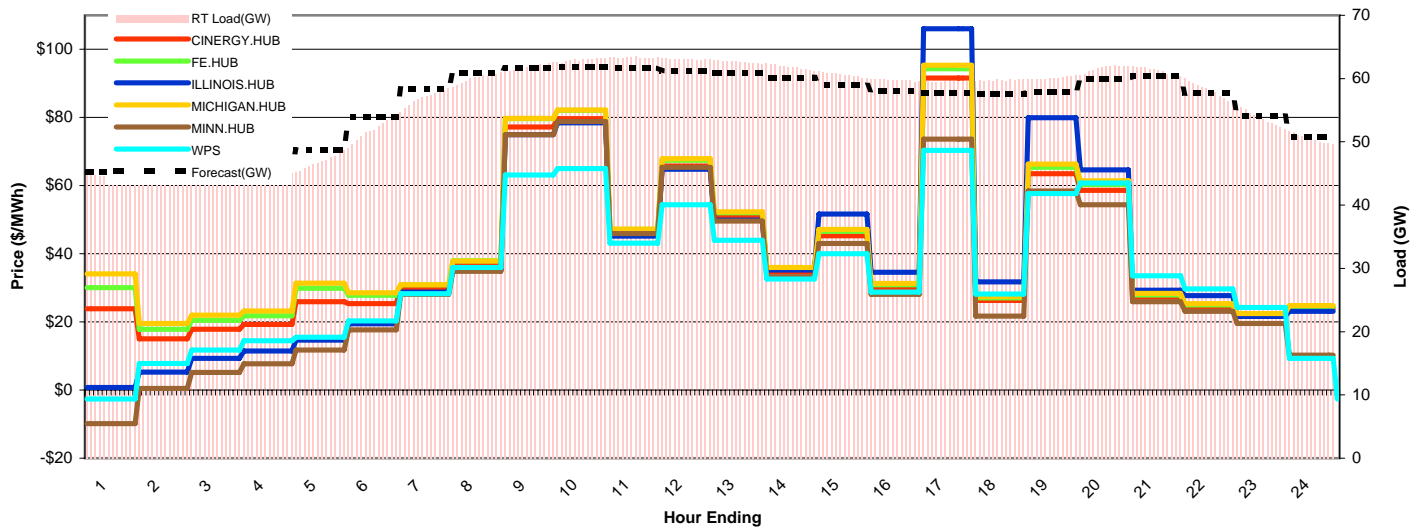
Day-Ahead Prices and Cleared Load

	HE1	HE2	HE3	HE4	HE5	HE6	HE7	HE8	HE9	HE10	HE11	HE12	HE13	HE14	HE15	HE16	HE17	HE18	HE19	HE20	HE21	HE22	HE23	HE24
CINERGY.HUB	17.18	16.95	18.09	18.71	21.01	25.94	29.15	37.83	37.29	37.98	37.93	35.85	32.83	29.76	27.03	25.79	25.13	25.30	27.24	31.91	31.57	25.37	22.51	21.60
FE.HUB	20.05	19.11	20.57	21.25	23.61	29.89	31.04	38.35	38.89	38.48	38.39	36.46	33.34	30.52	28.05	26.89	26.42	26.39	28.05	32.45	32.29	26.78	25.88	24.78
ILLINOIS.HUB	14.68	13.99	14.28	14.81	17.25	21.90	27.29	41.82	36.28	42.69	42.47	39.37	36.47	32.40	29.08	27.58	26.39	26.77	29.50	35.49	34.88	26.72	20.07	18.27
MICHIGAN.HUB	15.00	15.61	16.42	17.01	18.71	22.04	29.01	37.60	38.17	37.82	37.84	35.75	32.57	29.46	26.72	25.47	24.81	24.84	26.99	31.80	31.32	24.52	18.42	17.73
MINN.HUB	6.79	6.33	7.24	7.67	12.34	17.58	26.22	32.67	33.48	32.50	32.50	30.86	28.20	25.73	23.40	22.35	21.91	21.97	23.59	27.41	27.22	22.16	17.36	15.14
WPS	14.93	15.11	14.80	14.99	17.90	22.12	31.11	42.28	43.12	41.03	40.33	39.19	35.75	32.51	29.87	28.52	28.39	31.80	39.31	43.58	38.80	33.19	26.07	23.19
Cleared(GW)	40.8	40.8	42.0	43.1	47.0	53.2	57.3	59.3	60.3	60.5	60.3	59.9	59.4	58.5	57.5	56.5	56.0	55.4	56.4	58.6	58.5	55.3	50.5	4.7



Preliminary Real-Time Prices with Forecasted and Actual System Load

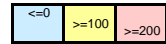
	HE1	HE2	HE3	HE4	HE5	HE6	HE7	HE8	HE9	HE10	HE11	HE12	HE13	HE14	HE15	HE16	HE17	HE18	HE19	HE20	HE21	HE22	HE23	HE24
CINERGY.HUB	23.89	15.06	17.85	19.27	25.92	25.40	29.96	36.71	77.21	79.64	45.85	65.76	50.63	34.67	45.31	30.09	91.55	26.32	63.52	58.66	27.21	24.31	21.62	23.88
FE.HUB	30.02	17.81	20.44	21.81	29.87	27.78	30.92	37.93	79.63	82.06	47.13	67.49	52.04	35.60	46.58	30.93	94.28	27.06	65.40	60.34	27.88	24.98	22.29	24.54
ILLINOIS.HUB	0.74	5.26	9.32	11.47	14.68	19.42	28.77	35.35	74.94	78.42	45.23	64.82	49.87	35.26	51.66	34.53	106.06	31.74	79.95	64.60	29.31	27.69	21.59	23.13
MICHIGAN.HUB	34.12	19.59	21.98	23.21	31.37	28.56	30.90	37.84	79.72	82.24	47.22	67.94	52.37	36.01	47.18	31.32	95.37	27.43	66.33	61.43	28.40	25.35	22.45	24.81
MINN.HUB	-9.83	0.47	5.22	7.69	11.78	17.65	28.08	34.89	74.97	78.83	45.91	65.37	49.61	33.30	43.01	28.08	73.62	21.74	58.46	54.42	25.90	23.10	19.53	10.21
WPS	-2.59	7.82	11.74	14.43	15.48	20.32	28.26	36.02	63.09	65.04	43.12	54.41	44.00	32.62	40.04	28.76	70.37	28.16	57.72	60.78	33.54	29.65	24.28	9.28
Forecasted(GW)	45.3	45.5	45.7	46.0	48.7	53.9	58.3	60.8	61.6	61.8	61.7	61.2	60.9	60.1	59.0	58.1	57.7	57.6	57.9	59.9	60.4	57.6	54.1	50.8
(RT) - (DA Load)	3.78	3.17	1.83	1.51	-0.12	-1.40	-0.34	0.76	1.60	2.52	3.02	3.21	3.26	3.37	3.17	3.29	3.64	4.38	3.72	3.06	2.78	2.89	3.32	45.86



MISO Daily Report

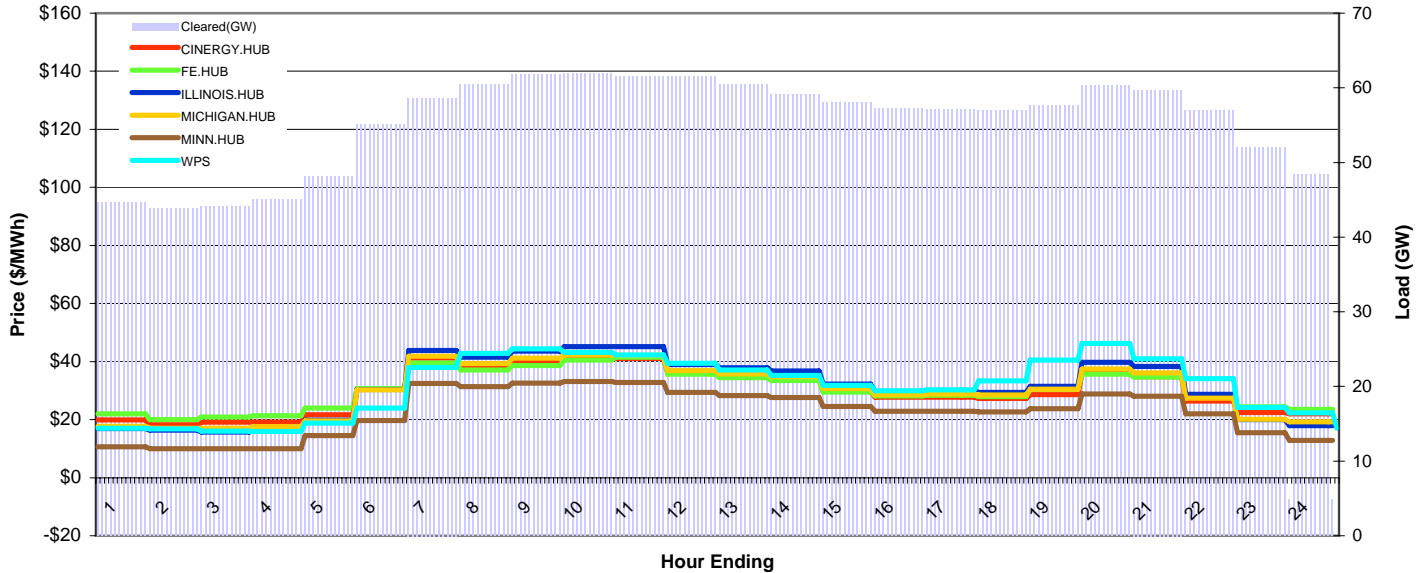
Delivery Day: Tuesday, April 14, 2009

Price Color Codes:



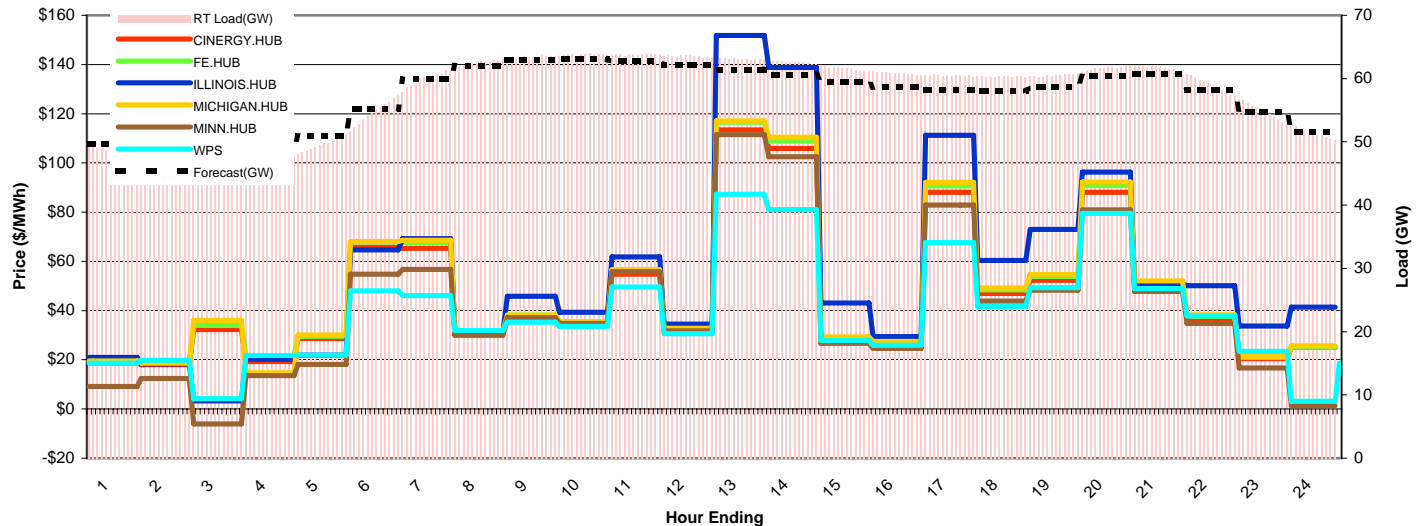
Day-Ahead Prices and Cleared Load

	HE1	HE2	HE3	HE4	HE5	HE6	HE7	HE8	HE9	HE10	HE11	HE12	HE13	HE14	HE15	HE16	HE17	HE18	HE19	HE20	HE21	HE22	HE23	HE24
CINERGY.HUB	19.88	18.27	19.09	19.14	21.67	30.48	41.19	38.27	40.04	41.20	41.09	35.98	34.84	33.87	29.72	27.70	27.74	27.30	28.61	35.99	34.78	26.38	22.47	22.05
FE.HUB	21.95	20.05	20.86	21.37	23.96	30.68	39.56	37.06	38.62	40.56	41.46	35.67	34.44	33.49	29.50	28.22	28.40	27.93	30.46	35.71	34.63	27.88	24.47	23.50
ILLINOIS.HUB	16.88	16.40	15.74	16.42	19.81	30.32	43.77	41.47	43.60	45.09	45.12	38.97	37.91	36.75	32.20	29.71	29.84	29.34	31.46	39.77	38.31	28.70	19.98	17.96
MICHIGAN.HUB	17.72	17.09	17.00	17.60	19.62	30.22	41.89	39.34	41.13	42.26	42.13	36.91	35.78	34.79	30.75	28.64	28.80	28.46	30.48	37.39	36.14	27.41	20.08	19.27
MINN.HUB	10.61	10.00	10.00	10.00	14.51	19.68	32.49	31.38	32.53	33.09	32.82	29.37	28.29	27.62	24.50	22.86	22.87	22.68	23.72	28.82	28.02	21.98	15.50	12.80
WPS	17.08	16.86	15.99	15.92	18.83	24.02	37.99	42.81	44.35	43.12	42.30	39.38	37.15	35.24	31.77	29.94	30.22	33.32	40.57	46.27	40.95	34.12	24.17	22.37
Cleared(GW)	44.6	43.9	44.1	45.0	48.2	55.0	58.7	60.4	61.8	61.9	61.6	61.5	60.5	59.2	58.0	57.2	57.2	57.0	57.7	60.3	59.7	56.9	52.0	4.8



Preliminary Real-Time Prices with Forecasted and Actual System Load

	HE1	HE2	HE3	HE4	HE5	HE6	HE7	HE8	HE9	HE10	HE11	HE12	HE13	HE14	HE15	HE16	HE17	HE18	HE19	HE20	HE21	HE22	HE23	HE24
CINERGY.HUB	18.74	17.92	32.30	19.22	28.63	65.74	65.27	30.51	37.16	34.57	54.83	31.86	113.38	105.86	27.94	26.18	88.02	47.01	52.26	88.08	49.97	36.69	20.49	24.99
FE.HUB	19.35	18.45	33.99	21.63	29.59	67.92	67.71	31.18	38.16	35.53	56.42	32.74	116.61	108.93	28.76	26.98	90.62	48.38	53.84	90.75	51.19	37.59	21.00	25.19
ILLINOIS.HUB	20.93	18.36	3.29	20.23	21.92	64.63	69.22	31.10	45.85	39.30	61.87	34.46	151.79	138.84	43.08	29.46	111.29	60.33	72.95	96.27	51.03	50.12	33.70	41.44
MICHIGAN.HUB	19.56	18.62	35.94	14.72	30.07	68.06	68.53	31.46	38.18	35.53	56.56	32.76	117.10	110.51	29.24	27.50	92.13	49.14	54.70	92.20	52.05	38.22	21.33	25.66
MINN.HUB	9.14	12.41	-6.02	13.56	18.13	54.77	56.79	29.89	37.16	34.79	55.76	31.82	111.46	102.57	26.63	24.63	82.92	43.81	48.33	80.98	47.71	34.78	16.66	1.39
WPS	18.64	19.76	4.24	21.70	21.91	47.97	46.13	31.88	35.33	33.57	49.53	30.57	87.32	81.11	27.91	25.97	67.62	41.65	49.38	79.55	48.95	37.84	23.41	3.09
Forecasted(GW)	49.6	48.6	48.2	48.7	51.0	55.2	59.9	62.0	62.9	63.0	62.7	62.1	61.4	60.7	59.5	58.7	58.3	58.0	58.6	60.4	60.7	58.2	54.7	51.5
(RT) - (DA Load)	4.02	3.63	2.95	2.34	1.39	-0.33	1.41	2.09	1.59	1.90	2.24	2.01	2.68	3.44	3.61	3.64	3.35	3.34	2.88	1.31	2.07	2.16	2.85	46.57



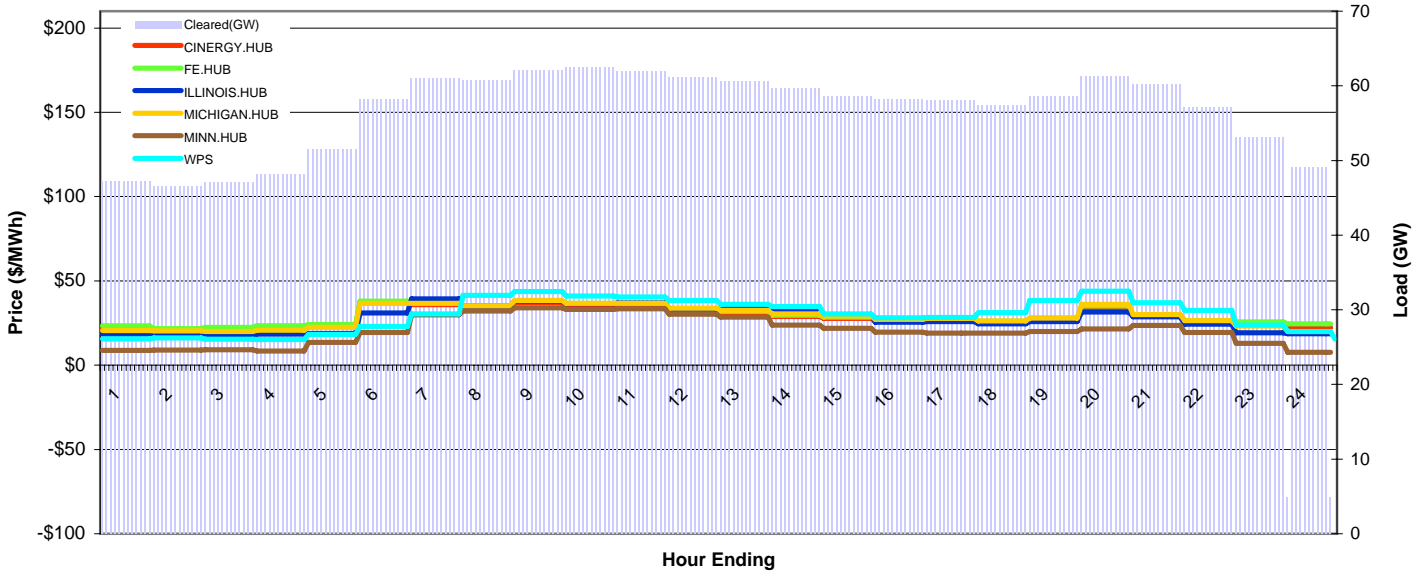
MISO Daily Report

Delivery Day: Wednesday, April 15, 2009

Price Color Codes: <=0 >=100 >=200

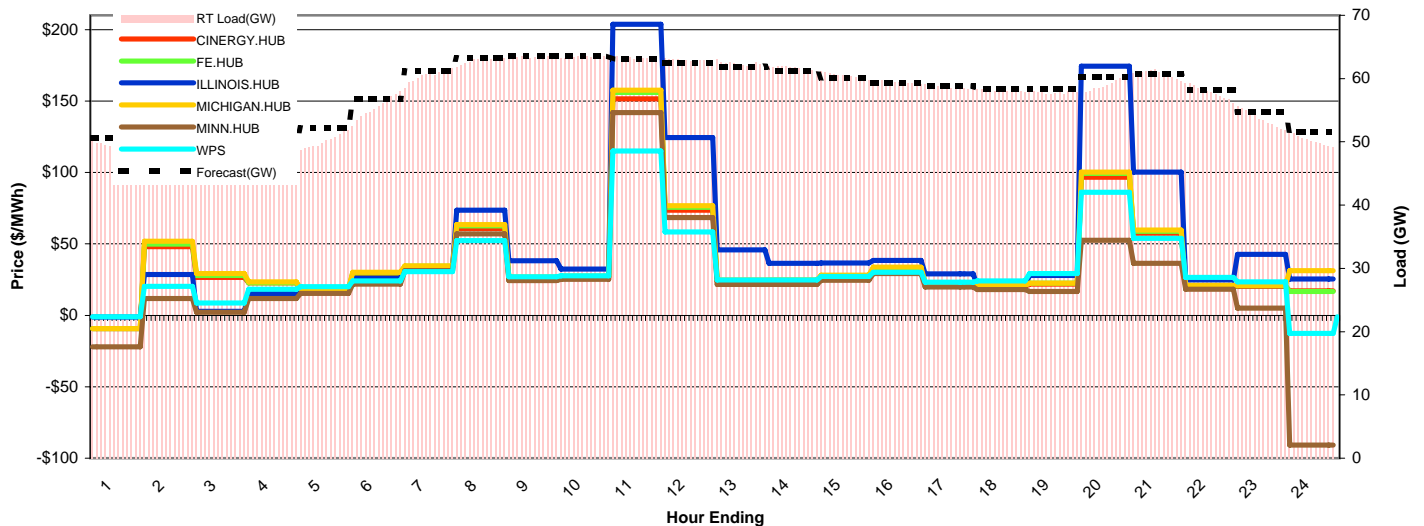
Day-Ahead Prices and Cleared Load

	HE1	HE2	HE3	HE4	HE5	HE6	HE7	HE8	HE9	HE10	HE11	HE12	HE13	HE14	HE15	HE16	HE17	HE18	HE19	HE20	HE21	HE22	HE23	HE24
CINERGY.HUB	21.73	20.86	21.20	21.67	23.19	37.13	35.90	33.80	37.04	35.39	35.28	32.20	31.04	28.90	27.73	26.23	26.54	25.30	26.93	34.44	28.83	25.72	24.39	22.32
FE.HUB	23.30	21.60	22.52	23.34	24.15	38.00	37.06	35.11	38.34	36.70	36.64	33.16	31.91	29.72	28.48	27.04	27.09	26.11	27.87	35.08	29.86	26.38	25.73	24.54
ILLINOIS.HUB	18.53	17.59	17.81	18.39	18.85	30.97	39.43	34.90	38.03	36.55	36.79	33.34	34.16	32.61	29.66	25.51	25.77	24.60	25.91	31.60	28.80	24.31	19.23	18.69
MICHIGAN.HUB	20.48	20.39	20.03	20.64	22.41	36.75	36.72	35.15	38.37	36.74	36.71	33.78	32.51	30.39	29.10	27.15	27.77	26.21	28.02	36.05	29.98	26.46	23.29	19.95
MINN.HUB	8.86	9.05	9.14	8.47	13.52	19.34	29.94	32.07	34.01	33.07	33.48	30.30	28.55	23.82	21.93	19.58	19.02	19.07	20.07	21.44	23.58	19.45	12.88	7.61
WPS	15.64	16.19	15.46	15.16	18.26	23.03	30.51	41.50	43.73	41.04	40.52	38.40	36.17	34.71	30.44	28.11	28.28	31.12	38.32	43.98	37.04	32.46	23.80	19.93
Cleared(GW)	47.2	46.6	47.1	48.2	51.5	58.2	61.0	60.8	62.0	62.5	61.9	61.1	60.5	59.7	58.6	58.1	58.0	57.3	58.6	61.2	60.2	57.1	53.1	4.9



Preliminary Real-Time Prices with Forecasted and Actual System Load

	HE1	HE2	HE3	HE4	HE5	HE6	HE7	HE8	HE9	HE10	HE11	HE12	HE13	HE14	HE15	HE16	HE17	HE18	HE19	HE20	HE21	HE22	HE23	HE24
CINERGY.HUB	-9.20	48.08	26.57	22.67	17.83	28.80	33.39	60.89	25.76	26.50	151.49	73.62	23.74	23.77	26.94	32.40	21.98	20.27	21.78	96.71	57.46	20.09	20.19	17.24
FE.HUB	-9.37	49.79	27.82	22.74	18.29	29.67	34.32	62.68	26.51	27.33	155.95	75.70	24.41	24.47	27.74	33.38	22.65	20.93	22.44	99.36	58.81	20.61	20.68	16.60
ILLINOIS.HUB	-1.21	28.48	2.81	15.15	17.72	25.80	33.77	73.60	38.10	32.32	203.74	124.45	45.92	36.52	36.59	38.52	29.02	20.59	27.87	174.30	100.22	24.80	42.72	25.53
MICHIGAN.HUB	-9.33	51.85	29.28	23.37	18.44	30.13	34.69	63.51	26.85	27.48	157.49	76.79	24.80	24.80	28.03	33.69	22.78	20.95	22.51	100.34	59.69	20.90	20.85	31.26
MINN.HUB	-21.98	11.78	2.11	11.68	15.29	21.79	31.35	57.01	24.33	25.11	141.99	68.52	21.57	21.53	24.46	29.22	19.73	17.96	16.75	52.46	36.46	18.25	4.99	-90.86
WPS	-0.93	20.23	8.59	18.25	20.11	24.13	30.52	52.26	26.97	27.62	115.00	58.26	24.82	24.75	27.26	30.19	23.26	24.03	29.29	86.11	53.92	26.63	23.44	-12.67
Forecasted(GW)	50.7	49.6	49.3	49.9	52.2	56.7	61.2	63.3	63.6	63.5	63.1	62.5	61.9	61.2	60.1	59.3	58.8	58.4	58.4	60.2	60.7	58.2	54.7	51.5
(RT) - (DA Load)	2.01	1.52	0.56	-0.06	-1.35	-2.71	-0.52	2.08	1.33	1.00	1.47	1.77	1.90	2.02	1.94	1.34	0.72	0.77	-0.75	-2.12	0.63	0.88	0.55	45.34



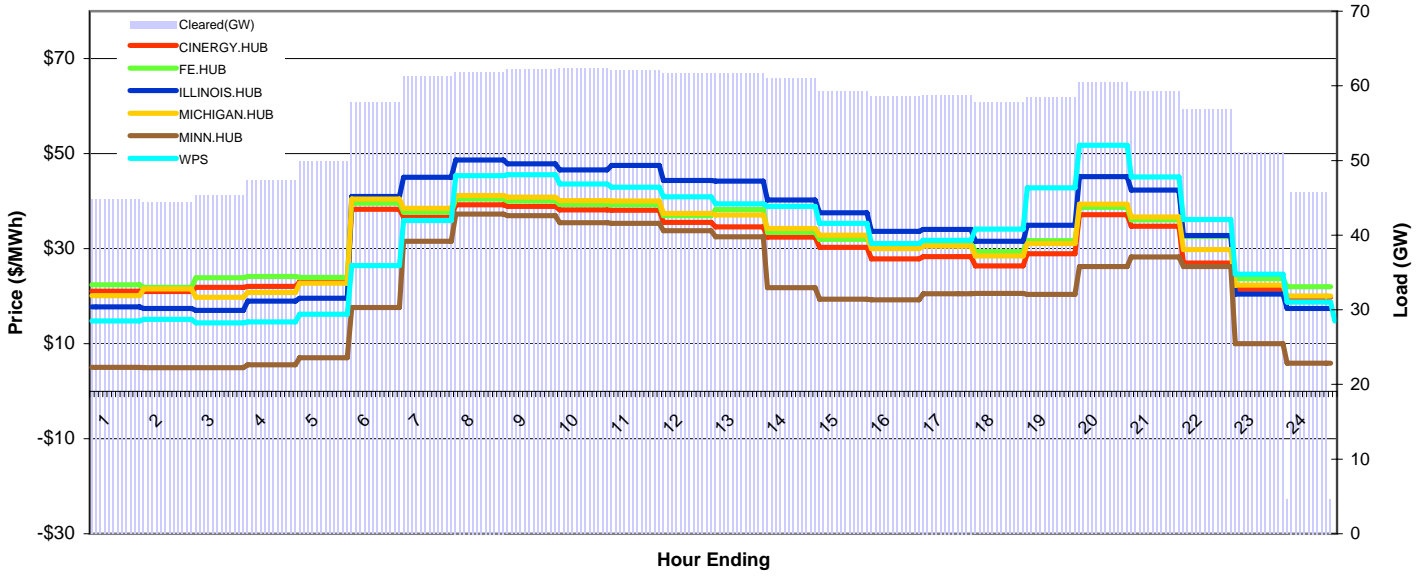
MISO Daily Report

Delivery Day: Thursday, April 16, 2009

Price Color Codes: ≤0 ≥100 ≥200

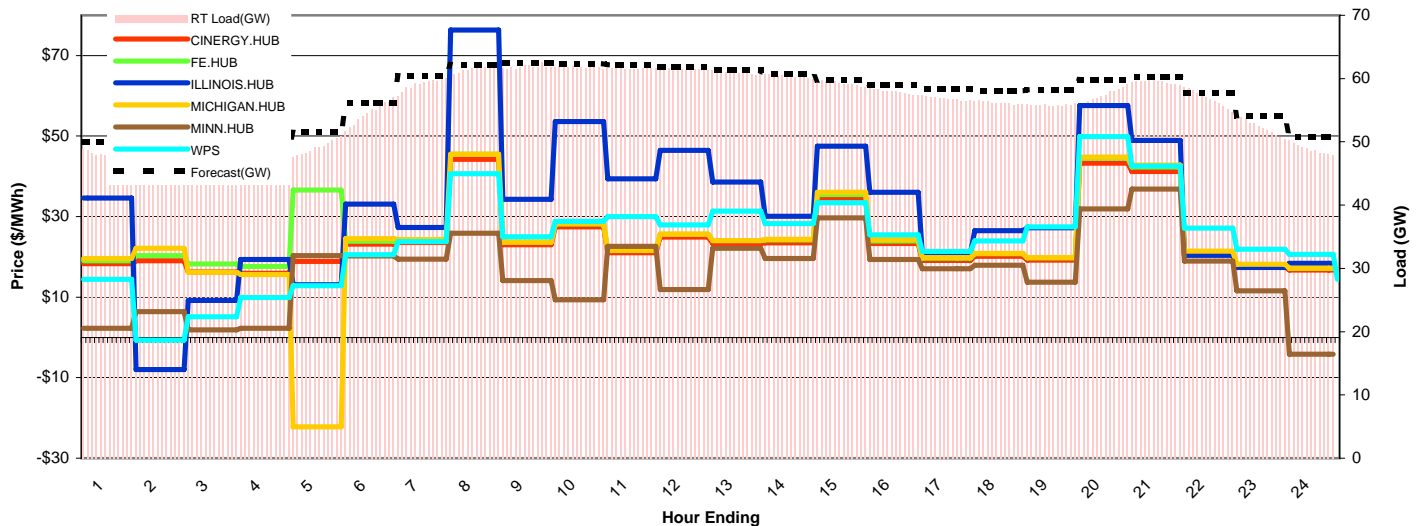
Day-Ahead Prices and Cleared Load

	HE1	HE2	HE3	HE4	HE5	HE6	HE7	HE8	HE9	HE10	HE11	HE12	HE13	HE14	HE15	HE16	HE17	HE18	HE19	HE20	HE21	HE22	HE23	HE24
CINERGY.HUB	21.04	21.02	21.85	22.09	23.01	38.30	36.60	39.26	38.91	38.16	38.13	35.55	34.59	32.46	30.28	27.88	28.33	26.39	28.92	37.14	34.72	27.02	21.49	19.80
FE.HUB	22.41	21.88	23.87	24.13	23.97	39.57	37.67	40.43	40.06	39.29	39.25	36.96	38.23	33.43	31.97	30.78	31.28	29.38	31.68	38.68	36.06	32.56	23.70	21.98
ILLINOIS.HUB	17.73	17.43	17.00	18.98	19.61	40.97	45.02	48.66	47.88	46.62	47.54	44.34	44.25	40.28	37.57	33.65	34.07	31.58	34.96	45.19	42.34	32.77	20.47	17.39
MICHIGAN.HUB	20.09	21.56	19.78	20.81	22.73	40.43	38.49	41.23	40.86	40.09	40.05	37.40	37.07	34.28	32.84	30.01	30.53	28.48	31.10	39.35	36.66	29.79	22.33	20.04
MINN.HUB	5.00	4.98	4.95	5.55	7.06	17.64	31.54	37.27	36.93	35.45	35.34	33.80	32.50	21.83	19.36	19.25	20.49	20.59	20.38	26.22	28.24	26.25	10.00	5.88
WPS	14.79	15.16	14.38	14.59	16.21	26.47	35.94	45.35	45.60	43.64	42.96	40.91	39.44	38.94	35.36	31.11	31.78	34.16	42.81	51.75	45.08	36.17	24.65	18.78
Cleared(GW)	44.8	44.3	45.3	47.3	49.9	57.8	61.3	61.9	62.2	62.3	62.0	61.7	61.6	61.0	59.3	58.5	58.8	57.8	58.4	60.5	59.3	56.9	51.1	4.6



Preliminary Real-Time Prices with Forecasted and Actual System Load

	HE1	HE2	HE3	HE4	HE5	HE6	HE7	HE8	HE9	HE10	HE11	HE12	HE13	HE14	HE15	HE16	HE17	HE18	HE19	HE20	HE21	HE22	HE23	HE24
CINERGY.HUB	18.35	19.03	16.29	15.91	18.90	23.19	23.57	44.27	23.00	27.48	21.01	24.93	23.33	23.50	34.59	23.36	19.12	20.16	19.16	43.26	41.18	20.56	17.56	16.71
FE.HUB	19.02	20.34	18.21	17.57	36.61	23.91	24.24	45.51	23.62	28.20	21.61	25.60	24.02	24.18	35.51	24.00	19.70	20.76	19.74	44.57	42.32	21.16	18.03	17.12
ILLINOIS.HUB	34.64	-8.00	9.21	19.34	13.08	33.09	27.33	76.38	34.29	53.64	39.40	46.47	38.57	30.10	47.53	36.05	20.88	26.50	27.25	57.55	48.89	20.41	17.37	18.39
MICHIGAN.HUB	19.63	22.16	16.14	15.59	-22.23	24.50	24.28	45.47	23.61	28.23	21.68	25.65	24.05	24.34	36.02	24.29	19.85	20.88	19.84	44.83	42.82	21.41	18.19	17.24
MINN.HUB	2.29	6.40	1.88	2.30	20.33	20.23	19.47	25.84	14.13	9.38	22.60	11.92	22.14	19.59	29.72	19.39	17.04	17.92	13.72	31.95	36.82	18.97	11.60	-4.15
WPS	14.40	-0.71	5.14	9.87	12.84	20.55	23.79	40.63	24.97	28.83	30.00	27.96	31.36	28.26	33.42	25.48	21.36	23.95	27.48	49.89	42.53	27.11	21.90	20.65
Forecasted(GW)	49.9	48.9	48.5	49.1	51.5	56.2	60.4	62.2	62.4	62.4	62.2	61.8	61.3	60.7	59.8	59.0	58.4	57.9	58.3	59.8	60.3	57.8	54.1	50.7
(RT) - (DA Load)	3.23	2.55	1.27	-0.35	-0.72	-3.27	-2.17	-0.46	-0.32	-0.50	-0.35	-0.21	-0.63	-0.64	-0.02	-0.59	-1.88	-1.60	-2.53	-3.02	0.22	0.02	1.26	44.31



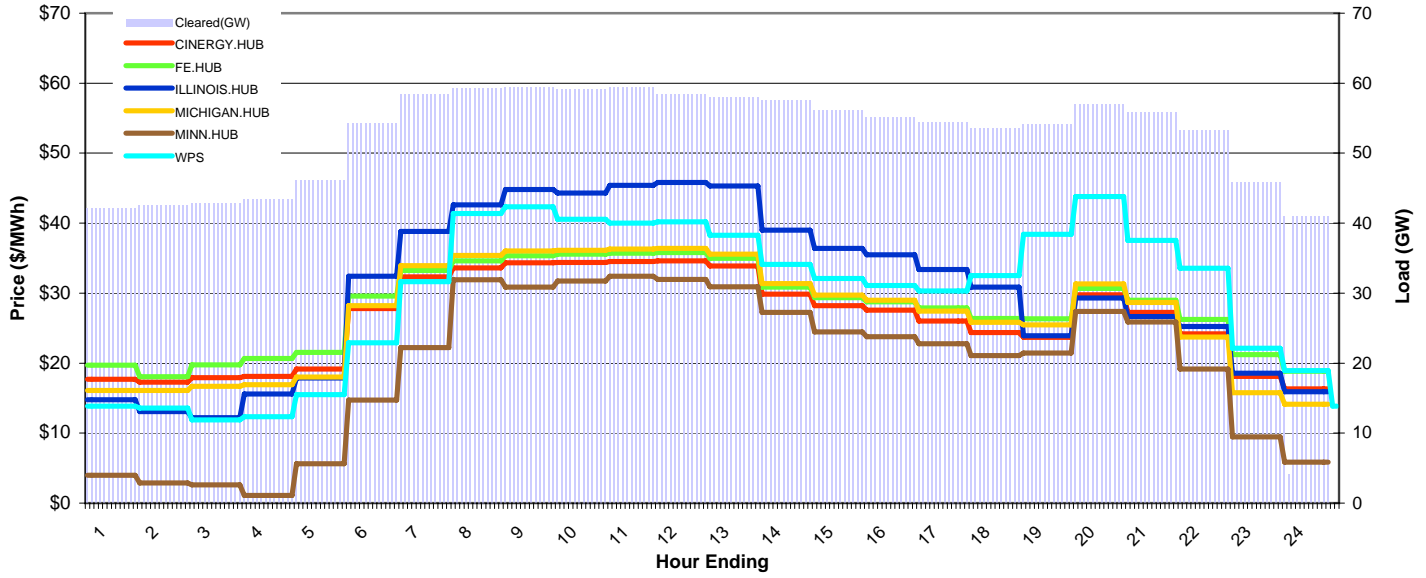
MISO Daily Report

Delivery Day: Friday, April 17, 2009

Price Color Codes: ≤0 ≥100 ≥200

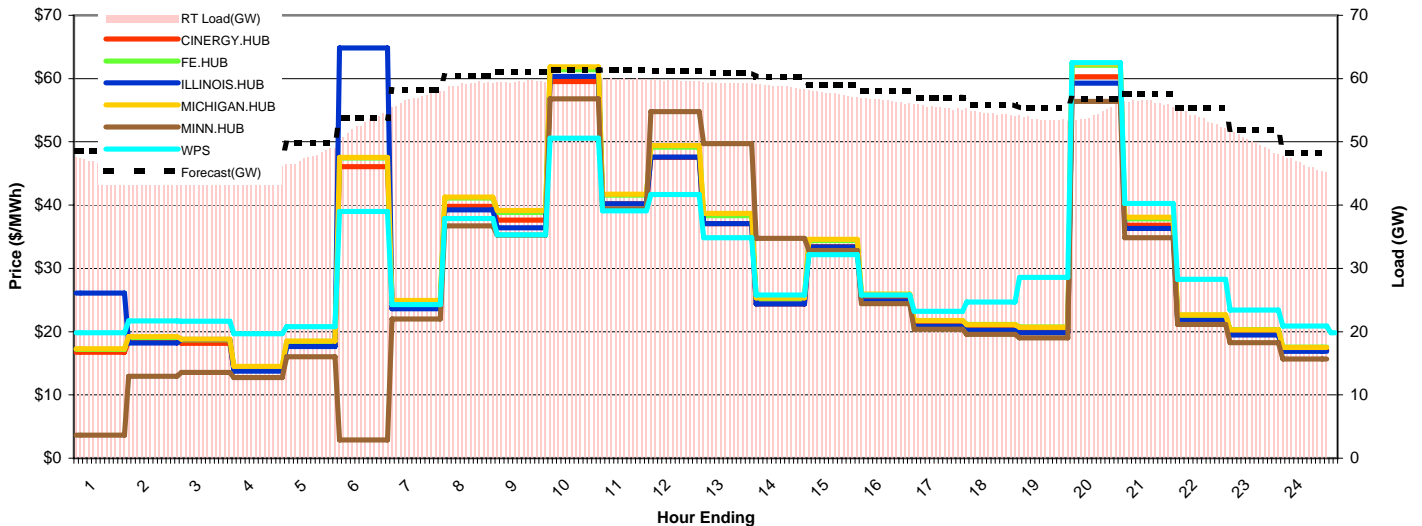
Day-Ahead Prices and Cleared Load

	HE1	HE2	HE3	HE4	HE5	HE6	HE7	HE8	HE9	HE10	HE11	HE12	HE13	HE14	HE15	HE16	HE17	HE18	HE19	HE20	HE21	HE22	HE23	HE24
CINERGY.HUB	17.71	17.30	17.94	18.10	19.17	27.82	32.32	33.62	34.32	34.37	34.53	34.61	33.86	29.84	28.21	27.55	26.01	24.38	23.67	29.78	27.27	24.19	18.12	16.30
FE.HUB	19.70	18.06	19.73	20.67	21.54	29.57	33.24	34.59	35.33	35.55	35.72	35.79	35.00	30.87	29.37	28.76	27.88	26.40	26.32	30.68	28.99	26.26	21.23	18.83
ILLINOIS.HUB	14.76	13.07	12.22	15.58	17.90	32.40	38.84	42.59	44.81	44.29	45.41	45.83	45.30	39.00	36.38	35.50	33.37	30.86	23.91	29.31	26.65	25.25	18.58	15.92
MICHIGAN.HUB	16.10	16.08	16.71	16.93	18.02	28.19	33.93	35.38	36.02	36.13	36.31	36.38	35.58	31.37	29.70	29.01	27.44	25.83	25.46	31.30	28.69	23.75	15.78	14.14
MINN.HUB	3.98	2.90	2.60	1.11	5.62	14.70	22.22	31.92	30.88	31.73	32.43	31.98	30.92	27.25	24.48	23.78	22.79	21.08	21.45	27.41	25.87	19.17	9.47	5.85
WPS	13.87	13.56	11.88	12.36	15.48	22.90	31.62	41.36	42.35	40.57	40.00	40.20	38.25	34.10	32.08	31.07	30.32	32.50	38.42	43.80	37.53	33.58	22.15	18.93
Cleared(GW)	42.1	42.6	42.8	43.4	46.2	54.2	58.4	59.3	59.4	59.2	59.4	58.4	58.0	57.5	56.1	55.1	54.4	53.5	54.1	56.9	55.8	53.3	45.8	4.1



Preliminary Real-Time Prices with Forecasted and Actual System Load

	HE1	HE2	HE3	HE4	HE5	HE6	HE7	HE8	HE9	HE10	HE11	HE12	HE13	HE14	HE15	HE16	HE17	HE18	HE19	HE20	HE21	HE22	HE23	HE24
CINERGY.HUB	16.75	18.54	18.15	14.06	17.92	46.10	24.07	39.81	37.61	59.53	40.19	47.53	37.06	24.36	33.42	25.15	21.12	20.47	20.09	60.31	36.84	22.04	19.79	17.12
FE.HUB	17.19	19.09	18.69	14.48	18.48	47.46	24.84	41.13	38.83	61.39	41.55	49.14	38.32	25.17	34.41	25.87	21.75	21.12	20.73	62.12	37.84	22.61	20.34	17.56
ILLINOIS.HUB	26.08	18.21	18.74	13.77	17.65	64.86	23.62	39.27	36.40	60.34	40.22	47.61	37.09	24.39	33.37	24.84	20.85	20.22	19.83	59.27	36.31	21.77	19.48	16.87
MICHIGAN.HUB	17.30	19.21	18.79	14.51	18.51	47.55	24.91	41.29	39.14	61.84	41.71	49.42	38.70	25.35	34.58	25.96	21.77	21.08	20.69	62.29	38.07	22.64	20.28	17.51
MINN.HUB	3.65	12.97	13.53	12.76	16.02	2.89	22.01	36.74	35.27	56.79	39.42	54.78	49.71	34.73	32.85	24.41	20.37	19.57	19.03	56.41	34.85	21.12	18.26	15.70
WPS	19.85	21.71	21.67	19.66	20.80	39.00	24.26	37.91	35.31	50.58	39.12	41.70	34.84	25.79	32.19	25.79	23.24	24.69	28.59	62.53	40.26	28.25	23.40	20.89
Forecasted(GW)	48.6	47.5	47.0	47.5	49.8	53.8	58.2	60.4	61.0	61.3	61.3	61.3	60.9	60.3	59.0	58.0	56.9	55.8	55.3	56.9	57.5	55.3	51.9	48.3
(RT) - (DA Load)	4.64	2.99	2.40	2.23	1.44	-1.49	-1.49	-0.24	0.11	0.71	0.57	1.33	1.35	1.22	1.52	1.35	1.01	1.01	-0.53	-2.42	0.41	0.46	4.15	42.32



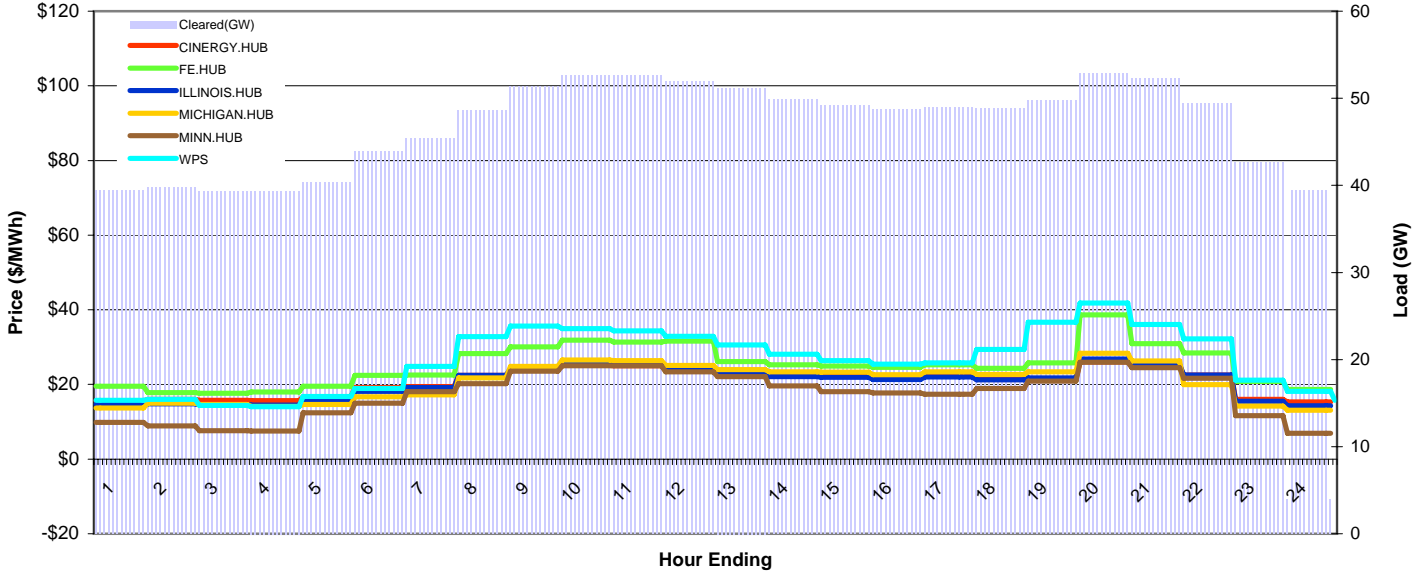
MISO Daily Report

Delivery Day: Saturday, April 18, 2009

Price Color Codes: ≤0 ≥100 ≥200

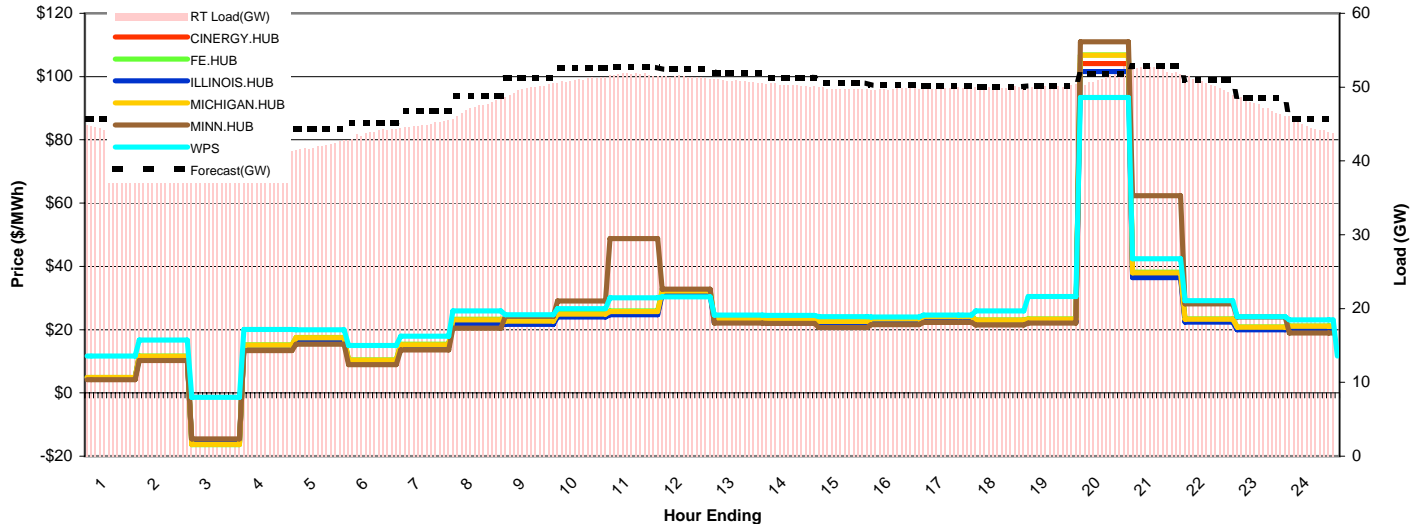
Day-Ahead Prices and Cleared Load

	HE1	HE2	HE3	HE4	HE5	HE6	HE7	HE8	HE9	HE10	HE11	HE12	HE13	HE14	HE15	HE16	HE17	HE18	HE19	HE20	HE21	HE22	HE23	HE24
CINERGY.HUB	15.55	16.00	15.71	15.65	16.71	19.16	19.47	22.41	23.78	25.10	25.00	23.66	22.82	22.25	22.15	21.55	22.26	21.31	21.43	26.00	25.00	22.51	16.03	15.36
FE.HUB	19.53	17.78	17.65	17.99	19.55	22.47	22.56	28.26	30.07	31.86	31.36	31.63	26.11	25.26	24.96	24.60	25.28	24.31	25.80	38.62	30.92	28.42	20.81	18.64
ILLINOIS.HUB	14.73	14.81	14.59	14.48	15.71	18.19	19.17	22.48	24.13	25.43	25.34	24.18	22.85	22.08	21.88	21.35	21.97	21.24	21.71	26.78	25.32	22.49	15.50	14.25
MICHIGAN.HUB	13.72	14.99	14.67	14.14	14.63	16.69	17.22	21.79	24.84	26.54	26.36	25.07	23.98	23.34	23.27	22.65	23.42	22.72	23.42	28.34	26.31	19.95	14.24	13.05
MINN.HUB	9.82	8.85	7.57	7.51	12.37	14.95	18.04	20.25	23.59	24.98	24.99	23.41	22.12	19.65	18.03	17.69	17.38	18.88	20.91	25.96	24.50	21.64	11.62	6.90
WPS	15.72	15.99	14.40	14.00	16.74	18.94	24.84	32.84	35.65	34.96	34.38	32.93	30.57	28.07	26.42	25.42	25.79	29.42	36.68	41.77	36.08	32.25	21.16	18.12
Cleared(GW)	39.5	39.8	39.3	39.4	40.3	43.9	45.4	48.6	51.3	52.6	52.6	51.9	51.2	49.8	49.2	48.7	48.9	48.8	49.7	52.9	52.3	49.4	42.7	3.9



Preliminary Real-Time Prices with Forecasted and Actual System Load

	HE1	HE2	HE3	HE4	HE5	HE6	HE7	HE8	HE9	HE10	HE11	HE12	HE13	HE14	HE15	HE16	HE17	HE18	HE19	HE20	HE21	HE22	HE23	HE24
CINERGY.HUB	4.77	11.42	-16.04	14.93	17.14	10.17	14.99	22.70	22.35	24.56	25.21	31.61	22.74	23.03	22.15	22.99	23.65	22.56	22.86	104.13	37.19	22.84	20.35	20.88
FE.HUB	4.90	11.66	-16.35	15.25	17.56	10.44	15.36	23.30	22.95	25.23	25.93	32.43	23.34	23.66	22.75	23.61	24.26	23.13	23.40	106.87	38.12	23.37	20.86	21.13
ILLINOIS.HUB	4.69	11.18	-15.71	14.62	16.68	9.84	14.54	21.96	21.71	23.99	24.68	31.06	22.33	22.53	21.66	22.50	23.11	22.10	22.39	101.63	36.45	22.42	19.91	20.21
MICHIGAN.HUB	4.88	11.60	-16.23	15.12	17.39	10.39	15.25	23.06	22.69	24.95	25.72	32.22	23.12	23.46	22.57	23.39	24.10	22.96	23.25	106.74	38.01	23.25	20.75	21.04
MINN.HUB	4.20	10.20	-14.52	13.43	15.38	8.90	13.61	20.44	24.16	29.08	48.80	32.85	22.05	21.95	20.67	21.61	22.30	21.52	22.13	110.97	62.36	28.10	23.96	18.99
WPS	11.65	16.70	-1.35	20.03	19.99	15.02	17.93	25.93	24.72	26.62	30.03	30.41	24.64	24.51	24.13	24.03	24.62	25.93	30.43	93.38	42.39	29.19	24.06	23.13
Forecasted(GW)	45.8	44.6	43.9	43.7	44.3	45.2	46.8	48.9	51.2	52.5	52.7	52.4	52.0	51.3	50.6	50.2	50.2	50.1	50.2	51.7	52.9	51.0	48.5	45.6
(RT) - (DA Load)	4.58	2.79	2.41	2.04	1.71	-0.06	-0.43	-1.33	-1.57	-1.51	-0.86	-0.51	-0.32	0.46	0.61	1.03	0.97	1.18	0.38	-1.40	0.16	1.01	4.81	40.75



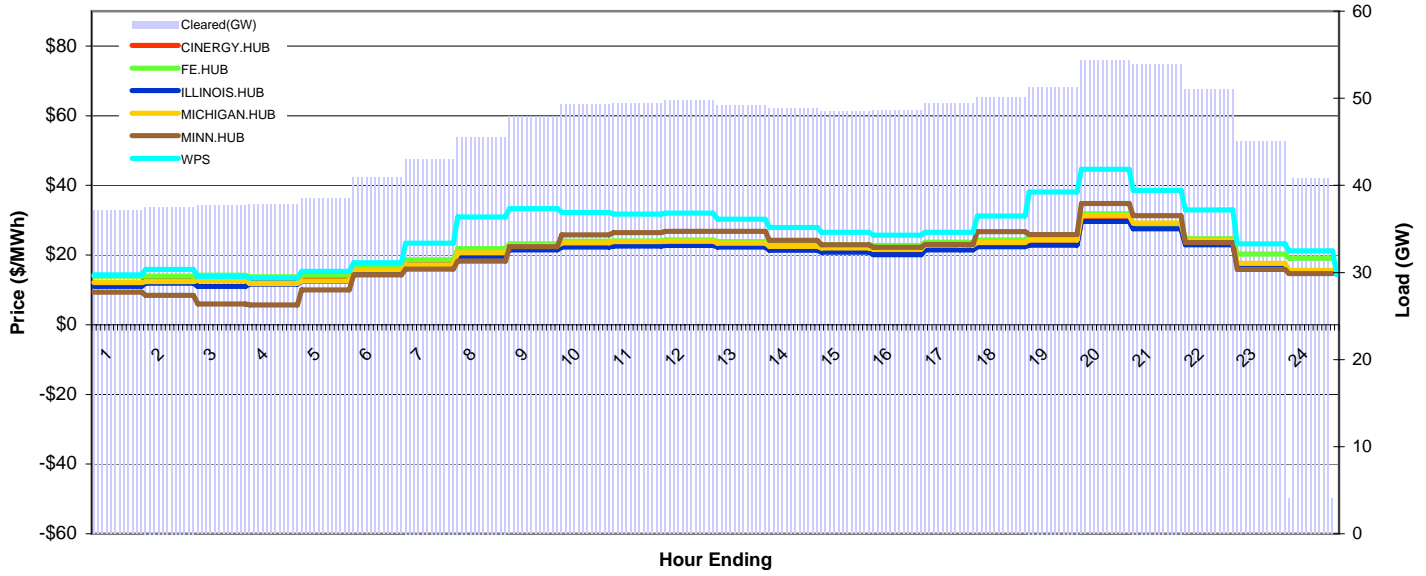
MISO Daily Report

Delivery Day: Sunday, April 19, 2009

Price Color Codes: ≤0 ≥100 ≥200

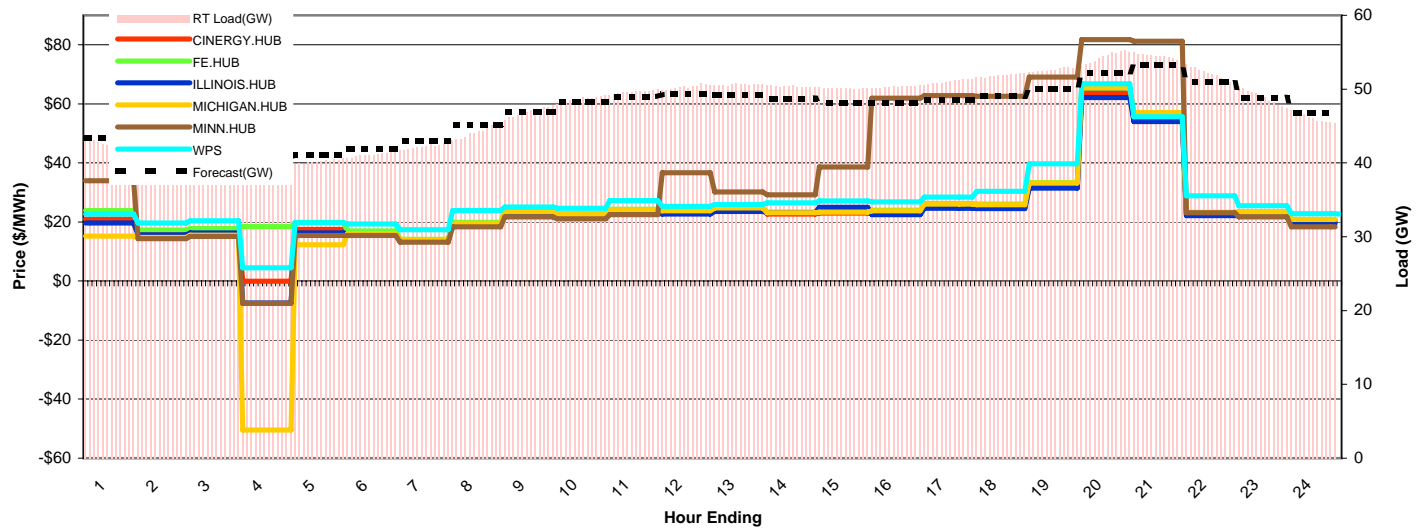
Day-Ahead Prices and Cleared Load

	HE1	HE2	HE3	HE4	HE5	HE6	HE7	HE8	HE9	HE10	HE11	HE12	HE13	HE14	HE15	HE16	HE17	HE18	HE19	HE20	HE21	HE22	HE23	HE24
CINERGY.HUB	12.10	13.00	12.97	12.33	13.02	15.94	17.37	19.80	21.65	22.56	22.85	22.97	22.48	21.60	21.16	21.09	22.00	22.60	22.97	30.00	28.00	23.19	17.13	15.23
FE.HUB	13.96	13.97	14.26	13.76	14.22	17.15	18.64	21.81	23.20	23.97	24.07	24.28	23.90	23.24	22.90	22.72	23.70	24.32	25.21	31.87	28.83	24.70	20.29	19.11
ILLINOIS.HUB	11.00	11.94	11.02	11.62	12.44	15.30	17.10	19.61	21.47	22.34	22.60	22.73	22.26	21.34	20.79	20.07	21.46	22.42	22.87	29.68	27.58	22.96	16.84	15.06
MICHIGAN.HUB	12.08	12.40	12.71	11.87	12.58	15.76	17.19	20.66	22.60	23.47	23.82	23.95	23.40	22.48	22.03	21.63	22.84	23.58	24.31	31.33	29.19	24.11	17.66	15.64
MINN.HUB	9.33	8.47	5.96	5.64	10.00	14.30	15.96	18.29	22.42	25.79	26.46	26.81	26.80	24.25	22.97	22.22	23.02	26.67	25.92	34.82	31.30	23.58	15.90	14.65
WPS	14.29	15.86	13.82	13.36	15.28	17.79	23.39	30.91	33.32	32.24	31.77	32.03	30.31	27.89	26.51	25.66	26.53	31.20	38.08	44.58	38.59	33.00	23.20	21.16
Cleared(GW)	37.1	37.5	37.7	37.8	38.5	40.9	43.0	45.6	47.9	49.3	49.4	49.7	49.2	48.8	48.5	48.6	49.4	50.1	51.3	54.3	53.9	51.0	45.1	4.1



Preliminary Real-Time Prices with Forecasted and Actual System Load

	HE1	HE2	HE3	HE4	HE5	HE6	HE7	HE8	HE9	HE10	HE11	HE12	HE13	HE14	HE15	HE16	HE17	HE18	HE19	HE20	HE21	HE22	HE23	HE24
CINERGY.HUB	20.96	16.25	16.85	-0.05	17.46	16.34	13.78	19.33	23.08	22.27	23.78	23.39	24.29	22.72	23.03	23.27	25.48	25.34	32.35	63.76	55.33	22.64	22.76	20.21
FE.HUB	23.86	17.28	17.83	18.52	19.84	16.93	14.09	19.83	23.70	22.84	24.36	24.00	24.89	23.32	23.63	23.99	26.23	26.08	33.35	65.42	56.67	23.22	23.41	20.81
ILLINOIS.HUB	19.63	15.65	16.32	-7.41	16.32	15.95	13.52	18.88	22.51	21.73	23.13	22.68	23.57	23.12	24.92	22.49	24.61	24.58	31.49	62.17	54.06	22.13	22.10	19.54
MICHIGAN.HUB	15.18	14.83	15.55	-50.51	12.34	16.08	13.97	19.54	23.41	22.63	24.13	23.82	24.73	23.14	23.39	23.74	26.06	25.87	33.19	65.58	57.08	23.23	23.34	20.80
MINN.HUB	34.02	14.36	15.08	-7.59	15.44	15.39	13.15	18.36	21.72	21.05	22.47	36.70	30.19	29.19	38.63	61.98	62.79	62.61	69.06	81.76	81.19	23.17	21.76	18.31
WPS	22.75	19.67	20.41	4.45	19.77	19.34	17.35	23.92	25.05	24.62	27.26	25.26	25.99	26.54	27.14	26.80	28.47	30.41	39.71	66.85	55.60	28.90	25.47	22.77
Forecasted(GW)	43.4	42.0	41.1	40.8	41.1	41.9	43.0	45.2	46.9	48.3	49.0	49.3	49.2	48.7	48.2	48.2	48.5	49.0	50.0	52.2	53.3	51.0	48.8	46.8
(RT) - (DA Load)	5.28	3.47	2.67	2.18	1.69	0.24	-0.83	-1.34	-1.00	-0.65	0.24	0.55	1.46	1.59	1.69	1.72	1.64	1.80	1.38	0.07	0.52	1.13	3.82	42.07



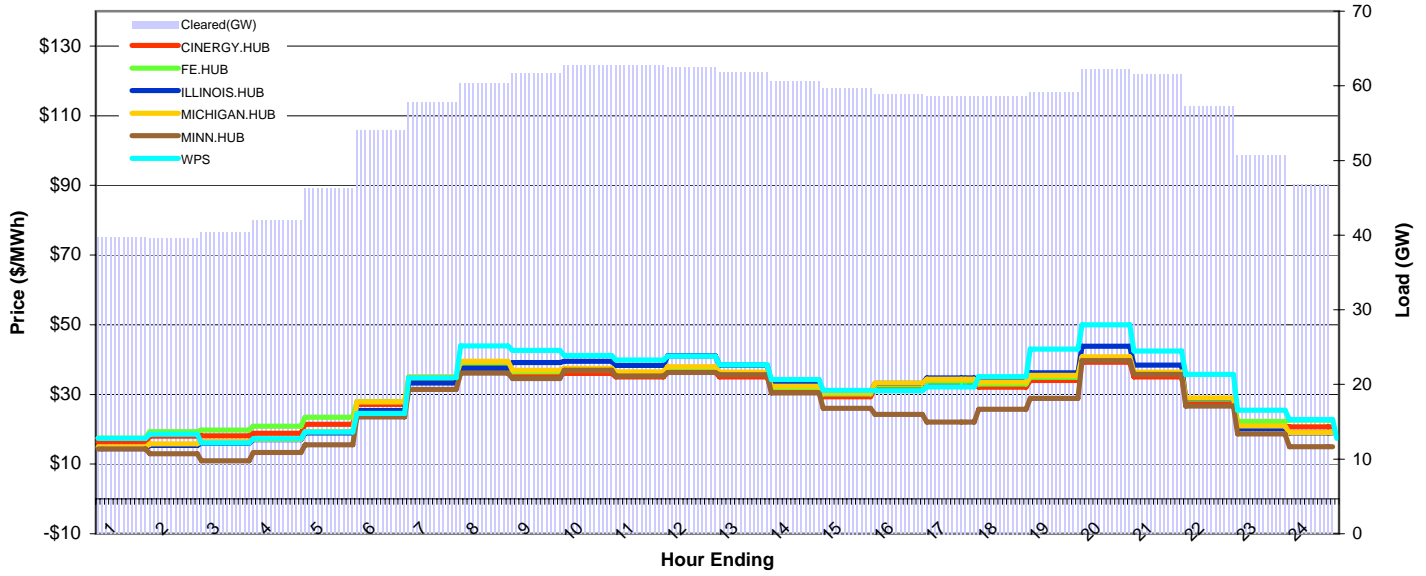
MISO Daily Report

Delivery Day: Monday, April 20, 2009

Price Color Codes: ≤0 ≥100 ≥200

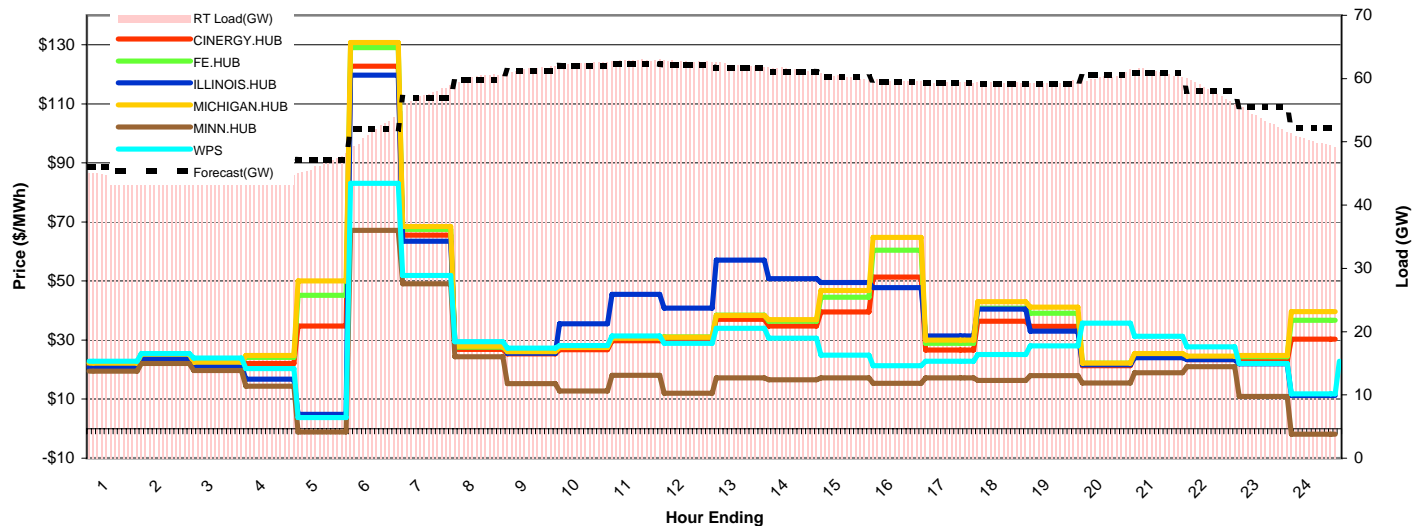
Day-Ahead Prices and Cleared Load

	HE1	HE2	HE3	HE4	HE5	HE6	HE7	HE8	HE9	HE10	HE11	HE12	HE13	HE14	HE15	HE16	HE17	HE18	HE19	HE20	HE21	HE22	HE23	HE24
CINERGY.HUB	16.36	17.98	18.10	18.87	21.42	27.10	33.73	38.00	35.50	36.00	35.02	36.43	34.98	31.10	29.29	31.81	32.95	32.11	33.99	39.23	34.98	27.81	20.86	20.72
FE.HUB	17.48	19.29	19.76	20.82	23.46	27.93	34.68	39.08	36.50	37.02	36.02	37.46	35.97	31.98	30.11	32.69	33.86	33.01	34.94	40.34	35.97	28.59	22.21	22.63
ILLINOIS.HUB	14.41	15.39	15.95	16.98	18.97	25.37	33.27	37.48	39.13	39.52	38.31	41.08	38.43	33.33	30.58	33.17	34.77	33.69	36.19	43.83	38.38	28.75	20.14	18.93
MICHIGAN.HUB	14.93	15.84	16.44	17.12	19.34	27.81	35.10	39.55	36.94	37.47	36.45	37.91	36.40	32.38	30.54	33.22	34.39	33.52	35.48	40.82	36.40	28.94	20.95	19.02
MINN.HUB	14.37	12.93	10.90	13.37	15.56	23.54	31.47	36.10	34.57	36.94	35.30	36.33	35.62	30.46	26.04	24.30	22.07	25.72	28.86	39.71	35.70	26.67	18.68	14.96
WPS	17.42	18.54	16.13	17.25	19.21	24.51	34.84	43.89	42.67	41.19	39.83	40.96	38.54	34.26	31.11	31.03	32.16	35.08	43.04	50.03	42.49	35.73	25.43	22.83
Cleared(GW)	39.7	39.6	40.3	42.0	46.3	54.0	57.8	60.3	61.7	62.7	62.7	62.5	61.8	60.5	59.7	58.9	58.6	58.7	59.2	62.1	61.5	57.2	50.6	4.7



Preliminary Real-Time Prices with Forecasted and Actual System Load

	HE1	HE2	HE3	HE4	HE5	HE6	HE7	HE8	HE9	HE10	HE11	HE12	HE13	HE14	HE15	HE16	HE17	HE18	HE19	HE20	HE21	HE22	HE23	HE24
CINERGY.HUB	21.58	24.55	21.94	22.10	34.75	122.78	65.56	26.85	25.32	26.75	29.75	30.02	37.06	34.71	39.56	51.30	26.67	36.35	34.63	21.37	24.54	23.41	22.71	30.32
FE.HUB	22.20	25.24	22.53	24.09	45.13	129.04	67.44	27.62	26.16	27.70	30.88	31.11	38.42	36.40	44.50	60.42	28.91	40.88	39.12	22.15	25.30	24.41	24.35	36.72
ILLINOIS.HUB	20.81	23.68	21.14	16.76	4.86	119.76	63.53	29.18	25.56	35.54	45.48	40.80	57.10	50.77	49.51	47.78	31.36	40.46	33.00	21.67	24.01	23.38	22.02	11.23
MICHIGAN.HUB	22.18	25.17	22.48	24.81	50.01	130.83	68.48	27.95	26.13	27.50	30.67	30.96	38.35	36.91	46.78	64.82	29.98	42.96	41.20	22.17	25.44	24.62	24.84	39.60
MINN.HUB	19.49	22.11	19.71	14.43	-1.16	67.14	49.08	24.33	15.29	12.74	18.08	11.95	17.20	16.58	17.18	15.40	17.24	16.29	17.99	15.48	18.91	20.95	10.94	-1.83
WPS	22.87	25.43	23.92	20.29	3.72	83.14	51.89	29.49	27.33	28.16	31.43	28.88	34.00	30.68	24.93	21.37	22.86	25.13	28.08	35.72	31.26	27.72	22.05	11.84
Forecasted(GW)	46.0	45.2	45.0	45.4	47.2	52.1	57.0	59.8	61.3	62.0	62.3	62.1	61.6	61.0	60.2	59.5	59.2	59.1	59.1	60.5	60.9	57.9	55.5	52.2
(RT) - (DA Load)	4.88	3.97	3.04	2.12	0.19	-2.25	-0.42	-0.06	-0.13	-0.22	0.21	0.25	0.37	0.92	0.64	0.82	0.81	0.74	0.29	-1.77	-0.48	0.88	3.02	45.52



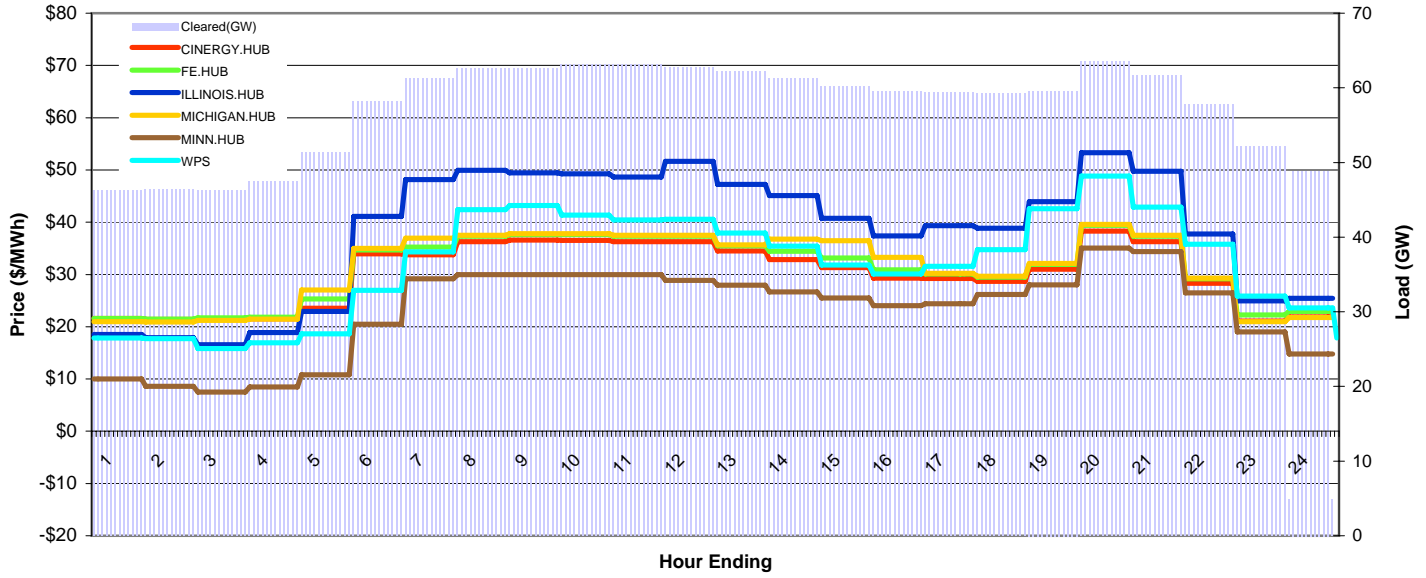
MISO Daily Report

Delivery Day: Tuesday, April 21, 2009

Price Color Codes: ≤0 ≥100 ≥200

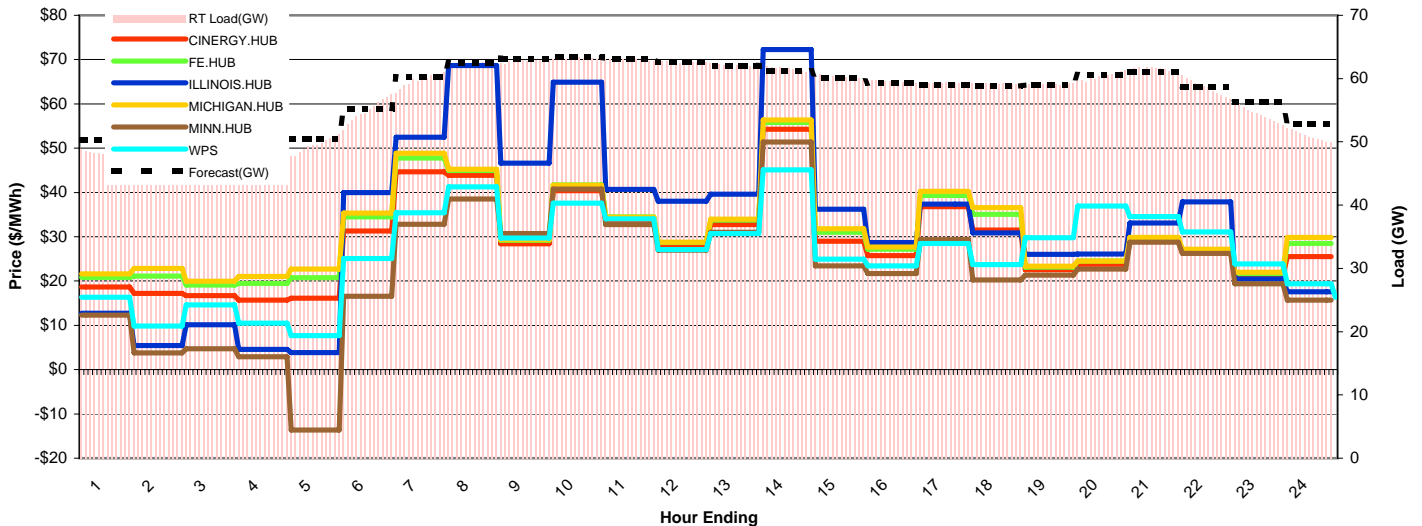
Day-Ahead Prices and Cleared Load

	HE1	HE2	HE3	HE4	HE5	HE6	HE7	HE8	HE9	HE10	HE11	HE12	HE13	HE14	HE15	HE16	HE17	HE18	HE19	HE20	HE21	HE22	HE23	HE24
CINERGY.HUB	21.58	21.38	21.45	21.54	23.54	33.97	33.77	36.28	36.58	36.55	36.28	36.28	34.51	32.85	31.30	29.32	29.23	28.67	31.04	38.28	36.26	28.33	21.10	21.87
FE.HUB	21.59	21.44	21.72	21.85	25.31	34.69	35.24	37.32	37.62	37.60	37.32	37.32	35.50	34.46	33.16	30.86	30.07	29.50	31.94	39.39	37.32	29.15	22.27	22.94
ILLINOIS.HUB	18.53	17.93	16.57	18.90	22.95	41.14	48.15	49.96	49.45	49.25	48.63	51.65	47.22	45.11	40.75	37.40	39.32	38.86	43.92	53.31	49.75	37.75	24.93	25.42
MICHIGAN.HUB	20.98	20.90	21.20	21.43	27.06	35.00	36.96	37.49	37.80	37.78	37.49	37.49	35.67	36.77	36.44	33.29	30.23	29.65	32.10	39.58	37.50	29.29	20.94	21.75
MINN.HUB	10.00	8.60	7.50	8.47	10.79	20.47	29.17	30.00	30.00	30.00	30.00	28.86	27.93	26.69	25.49	24.03	24.38	26.15	28.00	35.08	34.39	26.46	18.98	14.80
WPS	17.83	17.74	15.81	16.91	18.65	26.94	34.31	42.41	43.20	41.35	40.45	40.59	37.96	35.45	31.82	30.09	31.57	34.75	42.59	48.82	42.88	35.79	25.89	23.57
Cleared(GW)	46.3	46.3	46.2	47.5	51.4	58.1	61.3	62.5	62.6	63.1	63.1	62.8	62.2	61.2	60.2	59.5	59.3	59.2	59.6	63.5	61.6	57.8	52.1	4.9



Preliminary Real-Time Prices with Forecasted and Actual System Load

	HE1	HE2	HE3	HE4	HE5	HE6	HE7	HE8	HE9	HE10	HE11	HE12	HE13	HE14	HE15	HE16	HE17	HE18	HE19	HE20	HE21	HE22	HE23	HE24
CINERGY.HUB	18.63	17.19	16.74	15.69	16.11	31.33	44.69	43.84	28.41	40.44	33.46	27.86	32.74	54.29	29.02	25.72	36.78	31.55	22.55	23.78	29.00	26.36	21.08	25.51
FE.HUB	20.84	21.09	19.08	19.43	20.75	34.49	47.79	44.95	29.24	41.69	34.51	28.69	33.74	55.79	31.04	27.16	39.30	35.07	23.17	24.49	29.61	26.90	21.70	28.47
ILLINOIS.HUB	12.72	5.40	10.11	4.56	3.86	40.00	52.48	68.67	46.59	64.92	40.67	38.03	39.60	72.25	36.24	28.72	37.40	30.85	26.06	26.07	33.09	37.88	20.45	17.54
MICHIGAN.HUB	21.63	22.83	19.98	21.06	22.72	35.34	48.84	45.28	29.33	41.66	34.42	28.76	33.99	56.34	31.80	27.70	40.27	36.61	23.34	24.51	29.85	27.15	21.95	29.87
MINN.HUB	12.28	3.74	4.72	2.92	-13.67	16.57	32.80	38.50	30.71	40.80	32.76	26.98	30.98	51.36	23.43	21.66	29.35	20.27	21.31	22.68	28.75	26.25	19.39	15.71
WPS	16.38	9.82	14.60	10.46	7.68	25.08	35.38	41.27	29.70	37.58	34.02	27.14	30.73	45.13	24.98	23.40	28.47	23.72	29.77	36.92	34.57	31.11	23.84	19.35
Forecasted(GW)	50.2	49.2	48.8	49.0	50.4	55.2	60.3	62.5	63.2	63.4	63.1	62.6	62.0	61.2	60.1	59.3	59.0	58.8	59.0	60.6	61.0	58.7	56.3	52.9
(RT) - (DA Load)	1.87	0.82	0.60	-0.20	-1.85	-3.17	-1.55	-0.42	0.18	0.10	-0.08	-0.15	-0.01	0.36	0.18	0.05	0.00	-0.12	-0.45	-3.10	-0.14	0.74	2.29	46.06



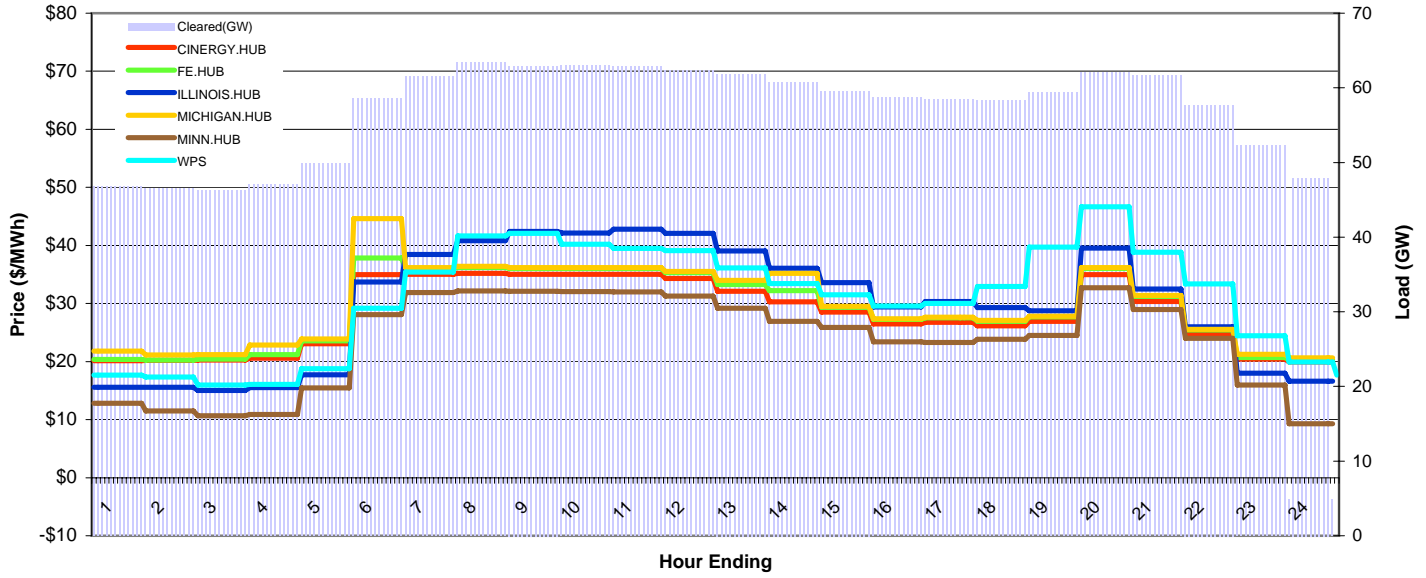
MISO Daily Report

Delivery Day: Wednesday, April 22, 2009

Price Color Codes: ≤0 ≥100 ≥200

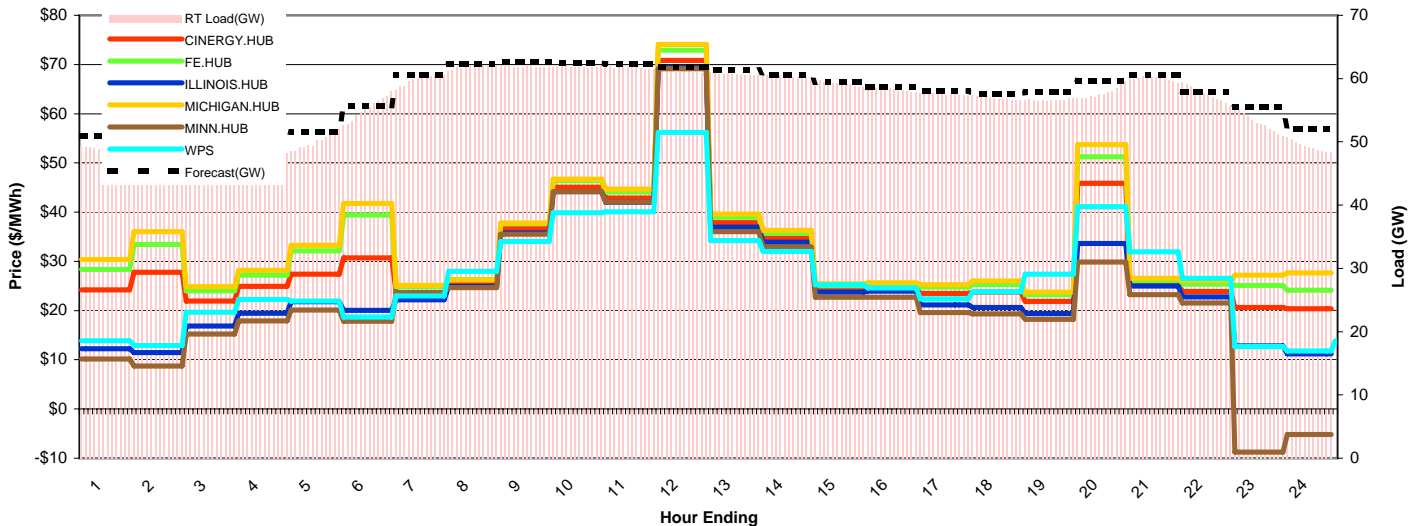
Day-Ahead Prices and Cleared Load

	HE1	HE2	HE3	HE4	HE5	HE6	HE7	HE8	HE9	HE10	HE11	HE12	HE13	HE14	HE15	HE16	HE17	HE18	HE19	HE20	HE21	HE22	HE23	HE24
CINERGY.HUB	20.15	20.18	20.26	20.60	23.09	35.00	35.01	35.18	35.01	35.01	35.01	34.32	32.11	30.28	28.52	26.46	26.75	26.17	26.90	34.99	30.35	24.70	20.43	19.93
FE.HUB	20.34	20.26	20.45	21.19	23.54	37.84	36.04	36.21	36.04	36.04	36.04	35.33	33.25	32.22	29.35	27.23	27.53	26.94	27.69	36.02	31.24	25.43	20.68	20.26
ILLINOIS.HUB	15.55	15.58	15.00	15.54	17.73	33.70	38.43	40.82	42.39	42.11	42.78	42.10	39.07	36.09	33.59	29.38	30.37	29.30	28.74	39.53	32.47	25.98	18.02	16.60
MICHIGAN.HUB	21.78	21.12	21.22	22.84	23.89	44.64	36.21	36.38	36.21	36.21	36.21	35.50	34.00	35.21	29.49	27.36	27.66	27.07	27.82	36.20	31.40	25.56	21.27	20.64
MINN.HUB	12.82	11.50	10.69	10.90	15.46	28.09	31.88	32.15	32.11	32.06	32.02	31.29	29.18	26.90	25.89	23.40	23.28	23.83	24.48	32.69	28.98	24.01	15.98	9.27
WPS	17.69	17.36	15.97	16.05	18.76	29.17	35.39	41.65	42.08	40.21	39.48	39.12	36.13	33.43	31.52	29.58	30.02	32.94	39.73	46.66	38.84	33.35	24.47	19.91
Cleared(GW)	46.8	46.5	46.3	47.1	49.9	58.5	61.5	63.4	62.9	63.0	62.8	62.3	61.9	60.8	59.6	58.7	58.4	58.3	59.3	62.0	61.7	57.7	52.3	4.8



Preliminary Real-Time Prices with Forecasted and Actual System Load

	HE1	HE2	HE3	HE4	HE5	HE6	HE7	HE8	HE9	HE10	HE11	HE12	HE13	HE14	HE15	HE16	HE17	HE18	HE19	HE20	HE21	HE22	HE23	HE24
CINERGY.HUB	24.18	27.77	21.95	24.90	27.42	30.73	23.63	25.56	36.63	45.09	42.87	70.86	37.84	34.73	24.36	24.61	23.50	23.78	21.86	45.85	25.43	23.90	20.61	20.38
FE.HUB	28.37	33.44	24.02	27.20	32.16	39.44	24.84	26.29	37.66	46.39	44.09	72.88	38.95	35.69	25.07	25.34	24.78	25.33	23.21	51.27	26.06	25.35	25.11	24.13
ILLINOIS.HUB	12.22	11.43	16.85	19.49	21.80	20.03	22.21	24.94	35.81	44.15	42.02	69.38	36.94	33.92	23.78	23.95	21.14	20.60	19.38	33.64	24.96	22.75	12.85	11.22
MICHIGAN.HUB	30.36	36.06	24.88	28.16	33.26	41.76	25.09	26.22	37.79	46.72	44.66	74.09	39.64	36.30	25.43	25.64	25.27	26.00	23.72	53.76	26.56	26.12	27.19	27.62
MINN.HUB	10.19	8.75	15.25	17.92	20.11	17.84	23.68	24.65	35.50	44.14	42.09	69.14	36.03	32.92	22.74	22.70	19.62	19.32	18.22	29.87	23.26	21.54	-8.78	-5.17
WPS	13.85	12.87	19.64	22.23	21.94	18.66	22.94	27.99	34.05	39.88	40.07	56.20	34.23	32.01	25.26	24.61	22.38	23.84	27.39	41.11	31.93	26.53	12.71	11.81
Forecasted(GW)	51.0	49.8	49.5	49.9	51.5	55.7	60.5	62.2	62.6	62.5	62.4	61.9	61.3	60.6	59.4	58.6	58.1	57.6	57.8	59.7	60.6	57.9	55.5	52.1
(RT) - (DA Load)	1.95	1.09	0.96	0.62	0.13	-3.24	-1.62	-1.56	-1.03	-1.09	-1.09	-1.15	-1.13	-0.41	-0.37	-0.48	-0.85	-1.37	-2.67	-4.26	-1.67	-0.08	0.85	44.52



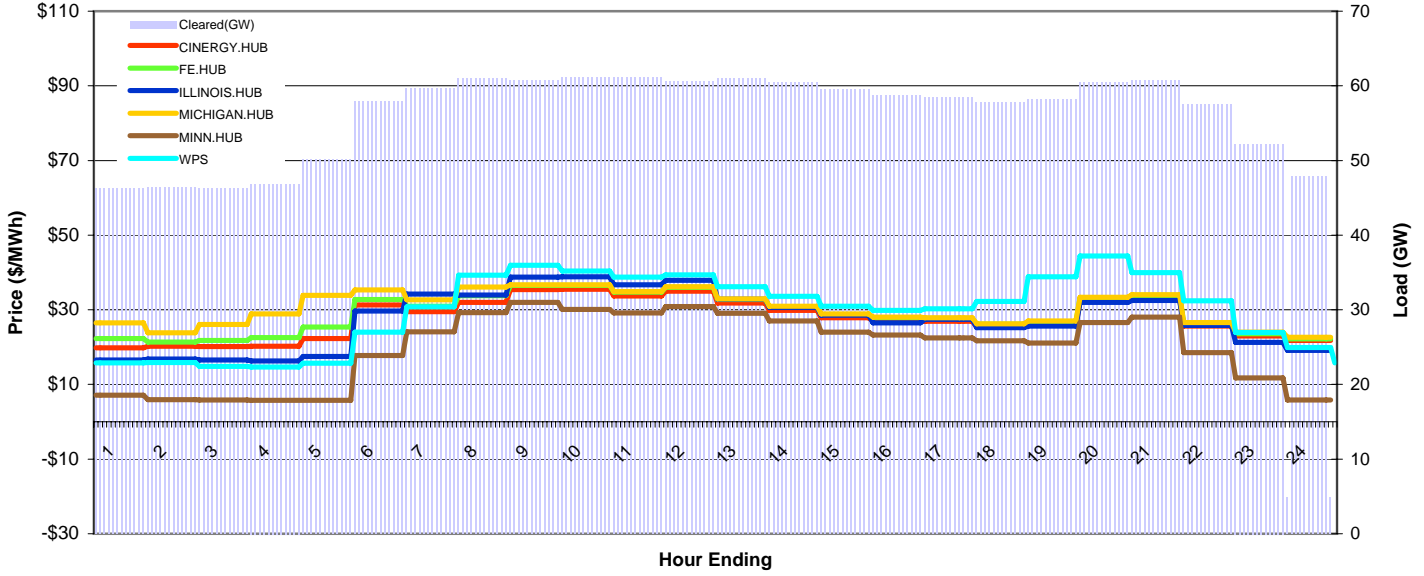
MISO Daily Report

Delivery Day: Thursday, April 23, 2009

Price Color Codes: ≤0 ≥100 ≥200

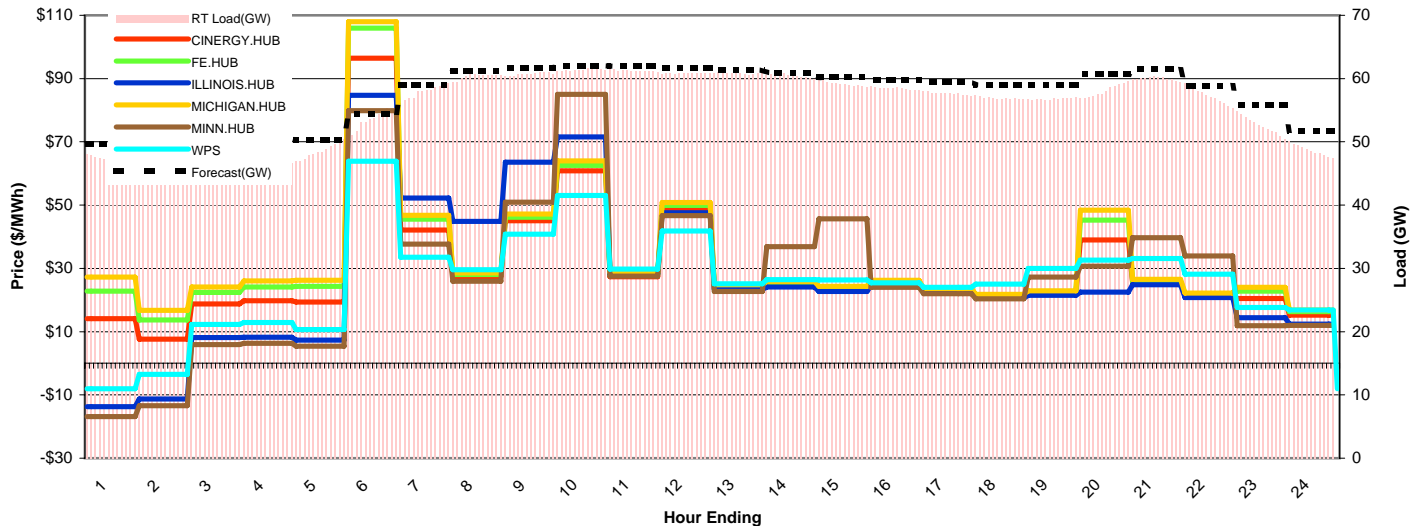
Day-Ahead Prices and Cleared Load

	HE1	HE2	HE3	HE4	HE5	HE6	HE7	HE8	HE9	HE10	HE11	HE12	HE13	HE14	HE15	HE16	HE17	HE18	HE19	HE20	HE21	HE22	HE23	HE24
CINERGY.HUB	19.81	20.25	20.12	20.20	22.26	31.27	29.51	31.95	35.45	35.46	33.70	34.97	31.81	29.88	27.91	27.04	26.95	25.37	26.12	32.26	32.90	25.65	23.00	21.75
FE.HUB	22.29	21.32	21.79	22.55	25.36	32.76	30.96	33.75	36.50	36.50	34.70	36.00	32.75	30.77	28.73	27.84	27.74	26.12	26.88	33.20	33.86	26.38	23.57	22.19
ILLINOIS.HUB	16.57	16.77	16.53	16.30	17.48	29.69	34.18	33.94	38.75	38.83	36.70	37.92	32.87	30.65	28.54	26.46	27.44	25.22	25.62	31.99	32.49	25.77	21.24	19.10
MICHIGAN.HUB	26.48	23.84	26.05	28.86	33.85	35.37	32.66	36.07	36.71	36.69	34.86	36.20	32.91	30.92	28.90	28.00	27.87	26.26	27.04	33.38	34.07	26.60	24.01	22.67
MINN.HUB	7.08	5.91	5.85	5.79	5.74	17.76	24.09	29.23	31.95	30.08	29.13	30.87	29.03	26.97	24.05	23.22	22.46	21.66	21.07	26.61	28.07	18.53	11.73	5.82
WPS	15.77	15.84	14.86	14.69	15.73	24.01	30.76	39.28	41.94	40.37	38.72	39.32	36.19	33.59	30.93	29.87	30.27	32.20	38.87	44.39	39.93	32.42	23.90	19.88
Cleared(GW)	46.2	46.3	46.2	46.8	50.1	57.9	59.6	60.9	60.7	61.2	61.1	60.6	61.0	60.4	59.5	58.7	58.5	57.8	58.2	60.4	60.7	57.5	52.2	4.8



Preliminary Real-Time Prices with Forecasted and Actual System Load

	HE1	HE2	HE3	HE4	HE5	HE6	HE7	HE8	HE9	HE10	HE11	HE12	HE13	HE14	HE15	HE16	HE17	HE18	HE19	HE20	HE21	HE22	HE23	HE24
CINERGY.HUB	14.07	7.68	18.75	19.77	19.34	96.49	42.17	27.48	45.03	60.84	27.33	48.63	23.75	24.69	23.26	25.32	22.82	21.06	22.08	39.03	25.39	21.30	20.49	15.18
FE.HUB	22.81	13.73	22.43	24.14	24.33	105.91	45.59	28.09	46.20	62.54	28.07	49.94	24.39	25.42	23.92	25.90	23.37	21.61	22.71	45.24	26.00	21.87	22.81	16.38
ILLINOIS.HUB	-13.74	-11.29	8.18	8.20	7.31	84.67	52.23	44.84	63.52	71.55	28.23	47.57	23.27	24.14	22.66	24.67	22.27	20.58	21.48	22.51	24.82	20.80	14.40	12.37
MICHIGAN.HUB	27.21	16.70	24.14	25.99	26.29	107.96	46.80	28.55	47.17	63.98	28.63	50.87	24.80	25.80	24.30	26.26	23.60	21.75	22.93	48.43	26.57	22.20	23.98	16.86
MINN.HUB	-16.82	-13.39	5.96	6.33	5.45	79.86	37.67	25.90	50.96	85.02	27.56	46.63	22.72	36.90	45.69	23.99	22.01	20.42	27.25	30.67	39.68	33.94	11.85	11.94
WPS	-8.04	-3.52	12.28	12.90	10.71	63.87	33.48	29.62	40.79	53.07	29.82	41.79	25.17	26.48	26.35	25.45	24.02	24.99	30.00	32.62	33.15	28.21	17.67	16.86
Forecasted(GW)	49.7	48.6	48.2	48.6	50.3	54.4	59.0	61.2	61.7	62.0	62.0	61.6	61.4	61.0	60.2	59.8	59.5	59.0	59.0	60.7	61.4	58.8	55.8	51.8
(RT) - (DA Load)	1.01	-0.20	-0.55	-0.77	-1.60	-4.31	-1.71	-0.60	0.07	0.21	0.14	0.32	-0.15	0.00	-0.33	-0.20	-0.81	-0.86	-1.44	-2.32	-0.73	-0.15	0.41	43.91



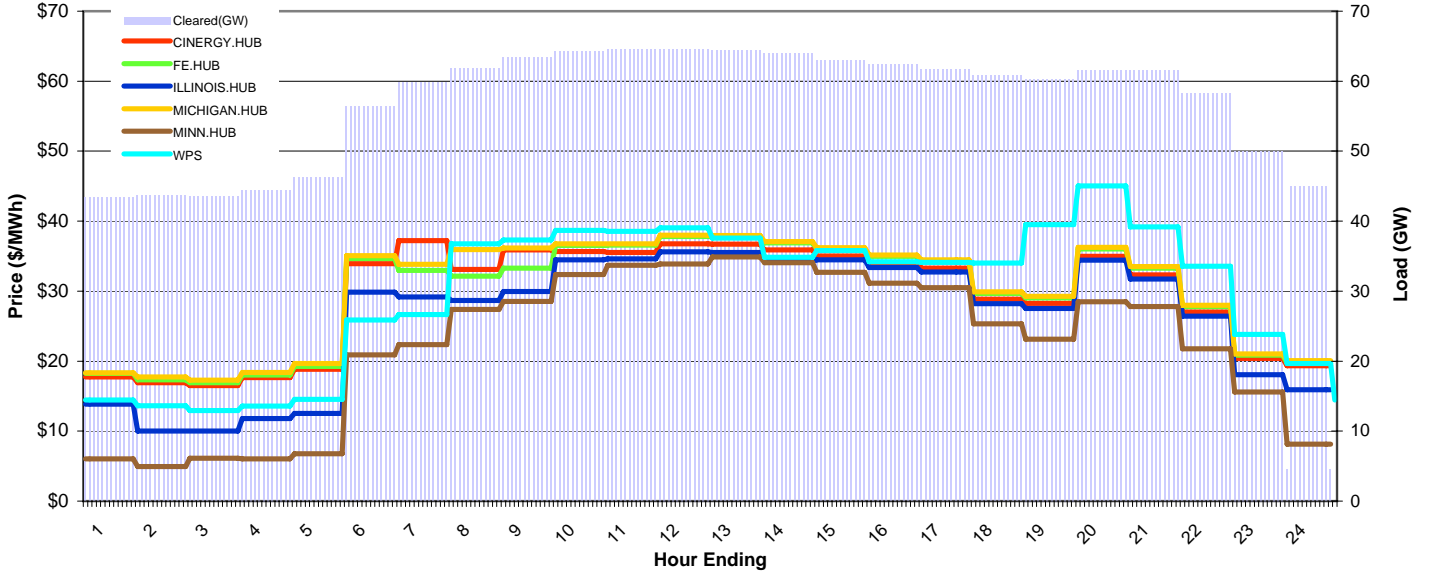
MISO Daily Report

Delivery Day: Friday, April 24, 2009

Price Color Codes: <=0 >=100 >=200

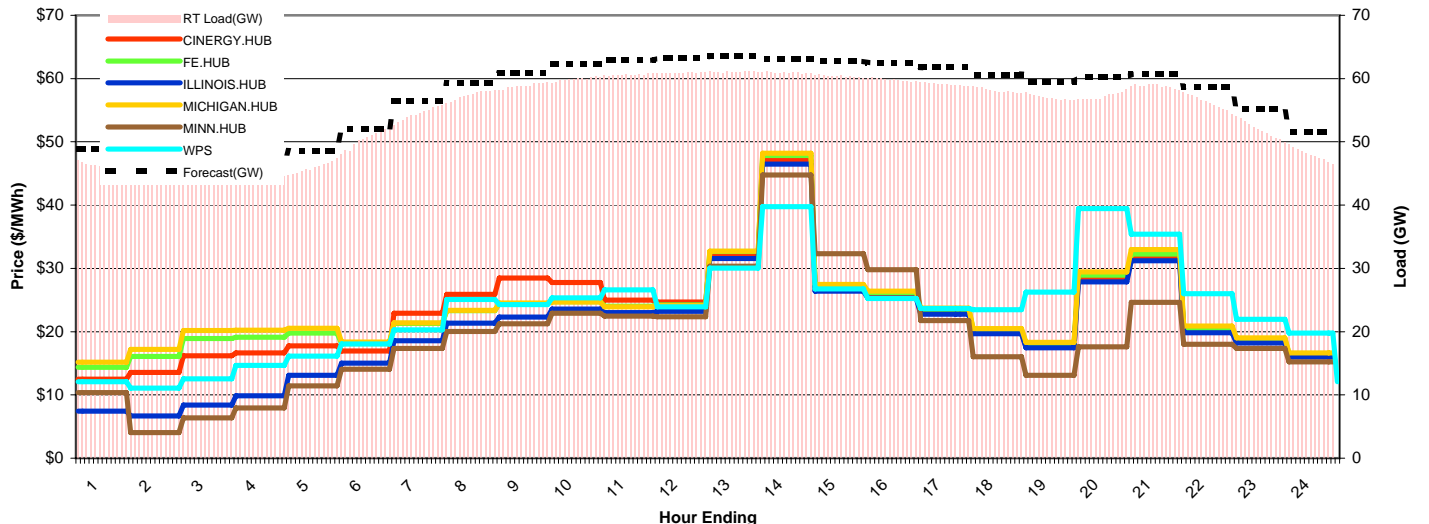
Day-Ahead Prices and Cleared Load

	HE1	HE2	HE3	HE4	HE5	HE6	HE7	HE8	HE9	HE10	HE11	HE12	HE13	HE14	HE15	HE16	HE17	HE18	HE19	HE20	HE21	HE22	HE23	HE24
CINERGY.HUB	17.72	16.90	16.52	17.64	18.85	33.91	37.20	33.12	35.88	35.68	35.54	36.75	36.72	35.88	35.02	34.04	33.30	28.86	28.24	35.00	32.34	27.03	20.40	19.33
FE.HUB	18.25	17.31	16.91	18.01	19.26	34.64	32.95	32.13	33.30	36.54	36.58	37.81	37.78	36.92	36.05	34.96	34.27	29.69	29.05	36.01	33.28	27.79	20.83	19.70
ILLINOIS.HUB	13.84	10.00	10.00	11.80	12.52	29.87	29.19	28.67	29.93	34.48	34.61	35.60	35.54	34.27	34.48	33.37	32.73	28.19	27.52	34.42	31.75	26.42	18.06	15.91
MICHIGAN.HUB	18.32	17.72	17.29	18.40	19.67	35.09	33.83	35.93	36.15	36.74	36.75	38.00	37.96	37.09	36.23	35.16	34.46	29.88	29.26	36.27	33.50	28.00	21.05	20.07
MINN.HUB	6.04	4.94	6.12	6.04	6.76	20.90	22.37	27.37	28.53	32.39	33.71	33.87	34.90	34.05	32.67	31.15	30.50	25.34	23.15	28.49	27.80	21.78	15.60	8.15
WPS	14.45	13.62	12.94	13.57	14.54	25.88	26.68	36.76	37.33	38.67	38.55	39.06	37.60	34.84	35.81	34.21	34.09	34.03	39.52	45.06	39.20	33.56	23.82	19.67
Cleared(GW)	43.4	43.6	43.6	44.4	46.3	56.4	59.8	61.9	63.4	64.2	64.5	64.6	64.4	64.0	63.0	62.4	61.7	60.8	60.3	61.5	61.6	58.2	50.0	4.5



Preliminary Real-Time Prices with Forecasted and Actual System Load

	HE1	HE2	HE3	HE4	HE5	HE6	HE7	HE8	HE9	HE10	HE11	HE12	HE13	HE14	HE15	HE16	HE17	HE18	HE19	HE20	HE21	HE22	HE23	HE24
CINERGY.HUB	12.47	13.53	16.17	16.64	17.74	16.92	22.93	25.92	28.48	27.79	24.98	24.66	31.99	47.05	26.73	25.66	23.03	19.89	17.63	28.29	31.64	20.09	18.42	16.24
FE.HUB	14.34	16.06	18.90	19.12	19.80	18.10	21.27	23.33	24.42	24.71	24.02	24.25	32.67	47.87	27.24	26.13	23.52	20.34	18.05	28.93	32.25	20.49	18.77	16.56
ILLINOIS.HUB	7.41	6.70	8.39	9.87	13.09	15.03	18.55	21.35	22.33	23.56	23.02	23.23	31.55	46.49	26.42	25.30	22.77	19.66	17.45	27.85	31.21	19.85	18.22	15.97
MICHIGAN.HUB	15.18	17.22	20.18	20.22	20.55	18.38	21.40	23.37	24.52	24.66	23.91	24.12	32.71	48.22	27.48	26.42	23.72	20.47	18.29	29.43	32.99	20.88	19.02	16.62
MINN.HUB	10.39	4.03	6.35	7.92	11.42	14.04	17.37	20.05	21.23	22.90	22.48	22.36	30.37	44.74	32.34	29.77	21.74	16.04	13.08	17.59	24.64	18.01	17.36	15.24
WPS	12.09	11.09	12.57	14.68	16.12	18.07	20.28	25.11	24.29	25.33	26.59	23.94	30.04	39.73	26.74	25.22	23.69	23.45	26.23	39.47	35.41	25.98	21.95	19.79
Forecasted(GW)	48.9	47.9	47.2	46.8	48.6	52.0	56.5	59.3	60.9	62.2	62.9	63.2	63.6	63.2	62.7	62.5	61.8	60.6	59.5	60.2	60.7	58.7	55.1	51.5
(RT) - (DA Load)	2.77	1.24	0.39	-0.31	-0.37	-6.05	-5.41	-4.54	-4.61	-4.32	-3.94	-3.71	-3.34	-3.11	-2.65	-2.54	-2.58	-2.75	-3.32	-4.31	-2.80	-1.97	1.92	43.47



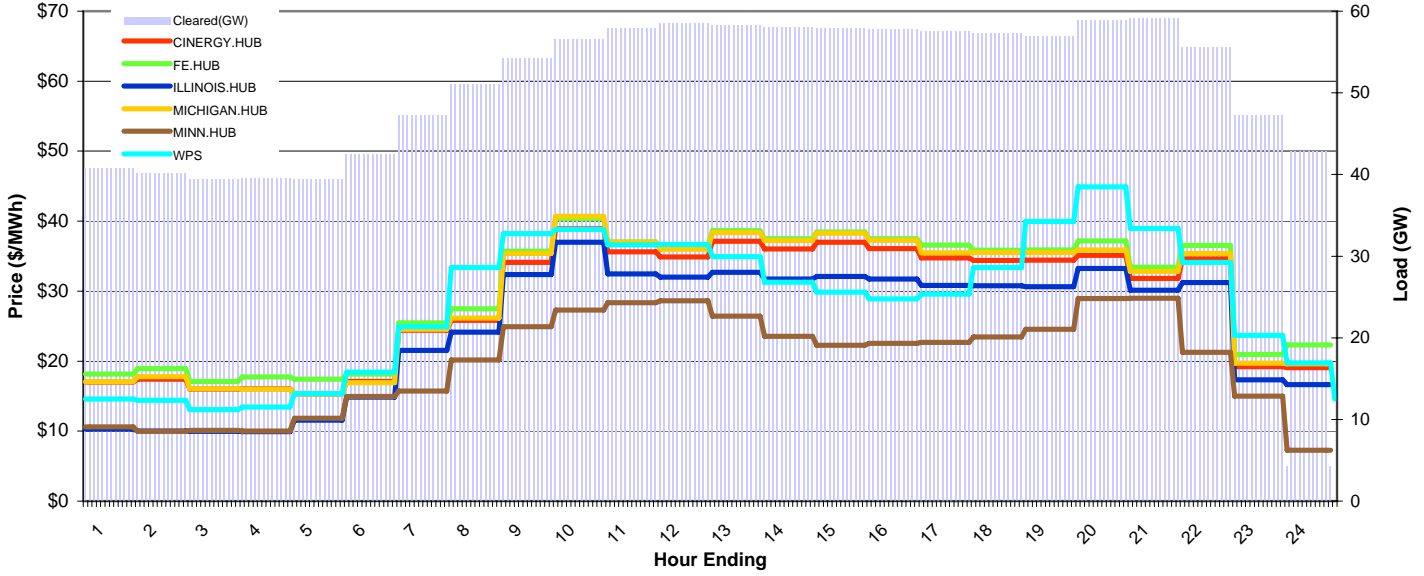
MISO Daily Report

Delivery Day: Saturday, April 25, 2009

Price Color Codes: ≤0 ≥100 ≥200

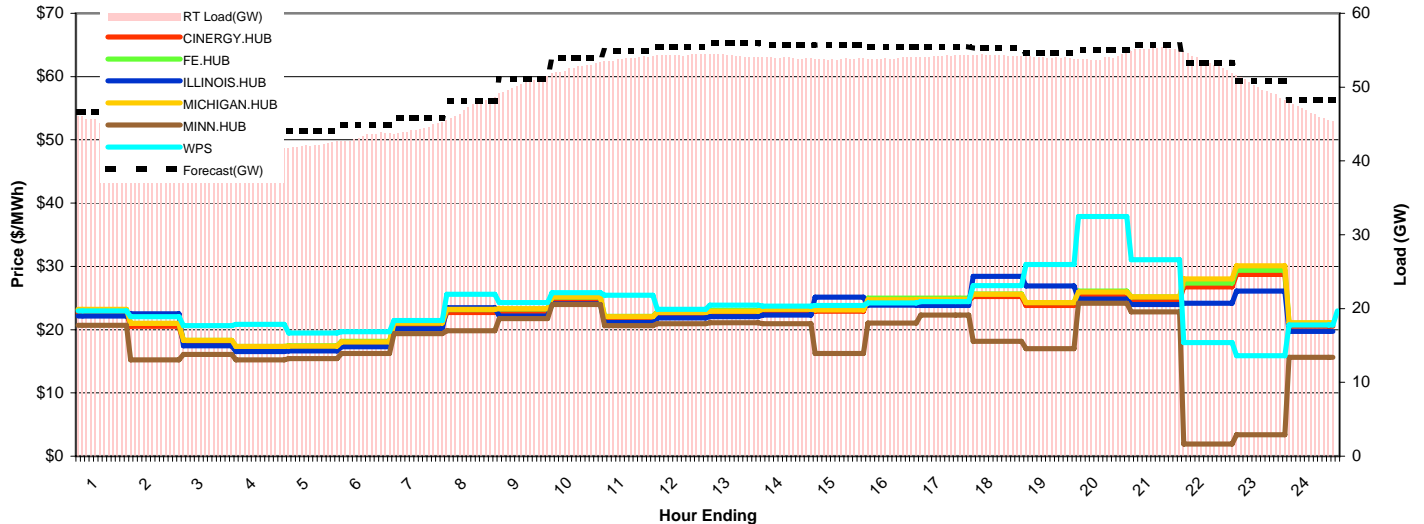
Day-Ahead Prices and Cleared Load

	HE1	HE2	HE3	HE4	HE5	HE6	HE7	HE8	HE9	HE10	HE11	HE12	HE13	HE14	HE15	HE16	HE17	HE18	HE19	HE20	HE21	HE22	HE23	HE24
CINERGY.HUB	17.00	17.42	16.00	16.05	15.31	17.12	24.43	25.81	34.13	38.91	35.64	34.88	37.11	36.03	37.01	36.08	34.76	34.39	34.45	35.12	31.83	34.59	19.21	19.06
FE.HUB	18.14	18.92	17.09	17.76	17.43	18.15	25.47	27.46	35.69	40.38	37.04	36.45	38.63	37.47	38.44	37.49	36.56	35.84	35.91	37.15	33.41	36.53	20.96	22.30
ILLINOIS.HUB	10.30	10.00	9.97	9.91	11.55	14.87	21.54	24.14	32.38	36.99	32.46	32.02	32.71	31.71	32.10	31.75	30.82	30.75	30.65	33.25	30.14	31.23	17.31	16.62
MICHIGAN.HUB	17.07	17.77	16.03	16.01	15.32	16.90	24.54	26.17	35.38	40.71	36.99	35.98	38.34	37.22	38.26	37.28	35.49	35.52	35.53	35.89	32.81	35.41	19.69	19.60
MINN.HUB	10.60	9.98	10.11	10.00	11.83	14.95	15.75	20.15	24.93	27.29	28.37	28.62	26.42	23.54	22.27	22.53	22.66	23.45	24.53	28.93	29.00	21.24	15.00	7.28
WPS	14.57	14.42	13.07	13.42	15.38	18.44	24.94	33.40	38.24	38.80	36.64	36.68	34.91	31.28	29.85	28.88	29.56	33.39	39.95	44.91	38.97	34.10	23.66	19.75
Cleared(GW)	40.7	40.1	39.4	39.5	39.4	42.4	47.2	51.0	54.3	56.6	57.9	58.5	58.2	58.0	57.9	57.8	57.6	57.3	56.9	58.9	59.1	55.6	47.2	4.3



Preliminary Real-Time Prices with Forecasted and Actual System Load

	HE1	HE2	HE3	HE4	HE5	HE6	HE7	HE8	HE9	HE10	HE11	HE12	HE13	HE14	HE15	HE16	HE17	HE18	HE19	HE20	HE21	HE22	HE23	HE24
CINERGY.HUB	22.70	20.55	17.95	17.04	17.15	17.82	20.68	22.70	22.80	24.75	21.73	22.45	22.67	22.97	22.91	24.58	24.55	25.26	23.84	25.53	24.69	26.75	28.74	20.54
FE.HUB	23.19	20.98	18.29	17.36	17.47	18.16	21.08	23.16	23.25	25.14	22.10	22.87	23.07	23.36	23.27	24.99	24.97	25.66	24.28	26.09	25.20	27.34	29.38	21.06
ILLINOIS.HUB	22.14	22.53	17.43	16.53	16.63	17.30	20.12	23.45	22.17	24.08	21.16	21.87	22.07	22.32	25.14	23.86	23.82	28.40	26.93	24.83	23.99	24.17	26.12	19.74
MICHIGAN.HUB	23.20	20.99	18.30	17.33	17.38	18.04	21.02	23.22	23.30	25.20	22.04	22.71	22.92	23.23	23.09	24.74	24.78	25.60	24.28	25.95	25.17	28.03	30.07	21.07
MINN.HUB	20.70	15.24	16.08	15.23	15.43	16.22	19.39	19.85	21.77	23.96	20.63	20.96	21.08	20.95	16.24	21.02	22.30	18.17	17.00	24.18	22.79	1.91	3.39	15.64
WPS	22.94	22.05	20.65	20.85	19.49	19.68	21.44	25.62	24.29	25.85	25.43	23.20	23.87	23.70	23.85	24.24	24.42	26.96	30.29	37.89	31.03	17.97	15.88	20.72
Forecasted(GW)	46.7	46.0	44.9	44.4	44.0	44.9	45.8	48.1	51.1	53.9	54.9	55.5	56.0	55.7	55.7	55.5	55.5	55.3	54.6	55.0	55.7	53.3	50.9	48.3
(RT) - (DA Load)	4.42	3.47	2.94	2.33	2.70	0.90	-2.89	-3.77	-3.86	-3.96	-4.04	-4.16	-3.97	-4.04	-4.12	-3.91	-3.32	-3.00	-2.88	-4.94	-3.97	-2.20	2.68	42.29



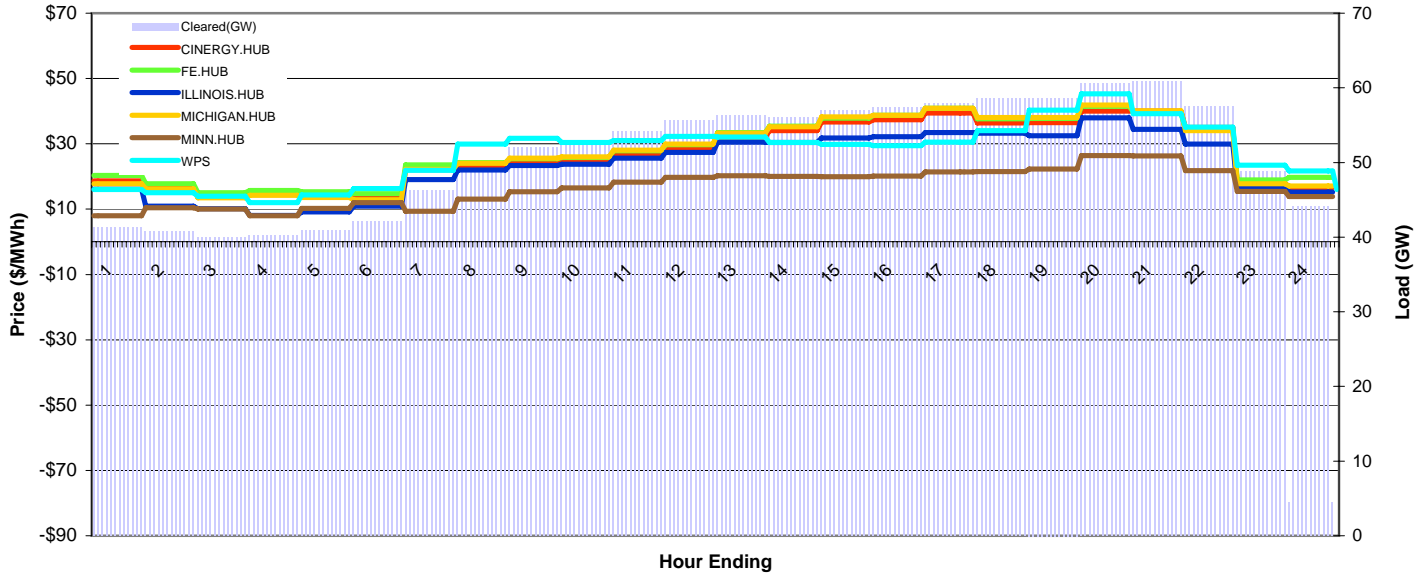
MISO Daily Report

Delivery Day: Sunday, April 26, 2009

Price Color Codes: ≤0 ≥100 ≥200

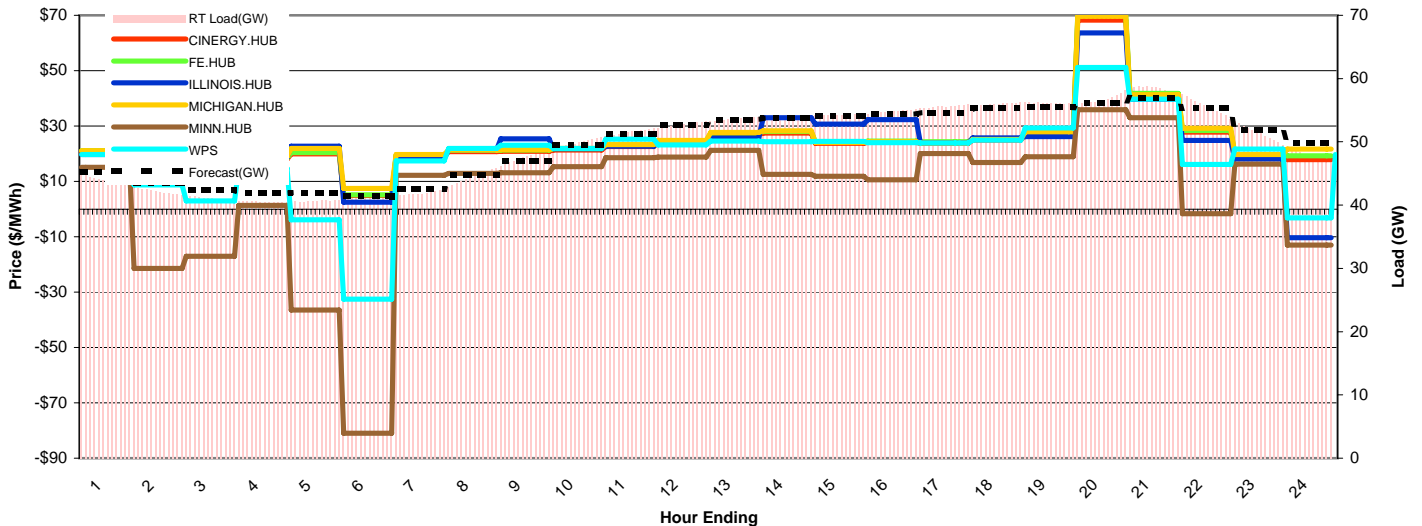
Day-Ahead Prices and Cleared Load

	HE1	HE2	HE3	HE4	HE5	HE6	HE7	HE8	HE9	HE10	HE11	HE12	HE13	HE14	HE15	HE16	HE17	HE18	HE19	HE20	HE21	HE22	HE23	HE24
CINERGY.HUB	18.62	16.42	13.87	14.42	14.07	13.51	22.04	23.18	24.50	24.91	26.81	28.62	32.00	34.00	36.69	37.39	39.43	36.40	36.48	40.00	40.00	35.04	17.95	16.56
FE.HUB	20.33	17.74	15.07	15.72	15.35	14.70	23.59	24.27	25.42	25.84	27.83	29.70	33.41	35.37	37.91	38.77	40.87	37.70	37.76	41.48	39.77	34.42	18.97	19.75
ILLINOIS.HUB	16.12	10.88	10.14	8.03	9.12	10.92	19.05	22.00	23.33	23.77	25.58	27.36	30.48	30.43	31.79	32.17	33.46	33.22	32.51	38.00	34.41	29.92	16.37	15.25
MICHIGAN.HUB	17.78	16.25	13.49	14.24	13.60	12.86	22.18	24.00	25.62	26.05	28.04	29.94	33.24	35.26	38.25	38.79	40.88	38.02	38.03	41.87	40.08	34.00	17.80	17.06
MINN.HUB	7.98	10.47	10.00	8.00	10.28	11.95	9.37	13.09	15.34	16.52	18.25	19.70	20.24	20.01	19.93	20.16	21.37	21.49	22.29	26.41	26.30	21.78	15.41	13.86
WPS	16.00	15.05	13.91	11.98	14.31	16.26	21.85	29.88	31.68	30.44	31.02	32.30	32.10	30.46	29.84	29.43	30.53	34.09	40.33	45.35	39.23	35.08	23.42	21.71
Cleared(GW)	41.3	40.8	40.0	40.1	40.8	42.1	46.3	49.0	52.0	52.9	54.2	55.6	56.3	56.0	57.0	57.4	57.9	58.6	58.7	60.6	60.9	57.5	48.8	4.4



Preliminary Real-Time Prices with Forecasted and Actual System Load

	HE1	HE2	HE3	HE4	HE5	HE6	HE7	HE8	HE9	HE10	HE11	HE12	HE13	HE14	HE15	HE16	HE17	HE18	HE19	HE20	HE21	HE22	HE23	HE24
CINERGY.HUB	20.58	14.43	17.52	17.93	19.98	4.86	19.11	20.77	20.91	21.30	22.60	24.07	26.88	27.42	23.72	24.06	23.79	24.89	27.50	68.28	40.90	27.78	19.13	17.88
FE.HUB	21.10	14.74	17.94	18.31	20.46	5.14	19.50	21.21	21.35	21.77	23.11	24.58	27.44	27.98	24.22	24.53	24.29	25.41	28.08	69.95	41.79	28.42	19.64	19.30
ILLINOIS.HUB	19.74	26.60	15.07	18.58	22.71	2.45	18.24	21.39	25.33	21.77	22.77	24.54	25.60	32.95	30.70	32.27	23.97	25.73	26.24	63.64	39.72	24.84	18.10	-10.39
MICHIGAN.HUB	21.13	15.30	18.97	18.77	21.94	7.49	19.75	21.37	21.43	21.89	23.24	24.78	27.74	28.21	24.13	24.32	23.89	25.13	27.95	69.71	41.37	29.21	19.69	21.64
MINN.HUB	15.14	-21.45	-17.07	1.30	-36.53	-80.93	12.16	12.85	13.15	15.27	18.52	18.77	21.18	12.52	11.82	10.60	20.02	16.87	18.90	35.88	33.01	-1.70	16.22	-13.01
WPS	19.71	8.71	2.89	14.73	-3.89	-32.54	17.39	21.92	23.10	21.90	25.24	23.19	24.52	24.30	24.40	23.94	23.84	24.92	29.36	51.16	39.75	16.18	21.68	-3.18
Forecasted(GW)	45.3	43.5	42.4	41.9	42.0	41.4	42.5	44.8	47.0	49.6	51.3	52.7	53.5	53.8	54.0	54.4	54.6	55.3	55.5	56.1	56.9	55.3	52.0	49.8
(RT) - (DA Load)	2.60	1.43	1.12	0.43	-0.17	-0.68	-4.34	-4.60	-4.37	-3.08	-2.59	-2.89	-2.60	-1.95	-2.67	-2.57	-2.31	-2.60	-2.48	-3.80	-2.40	-1.88	2.58	43.50



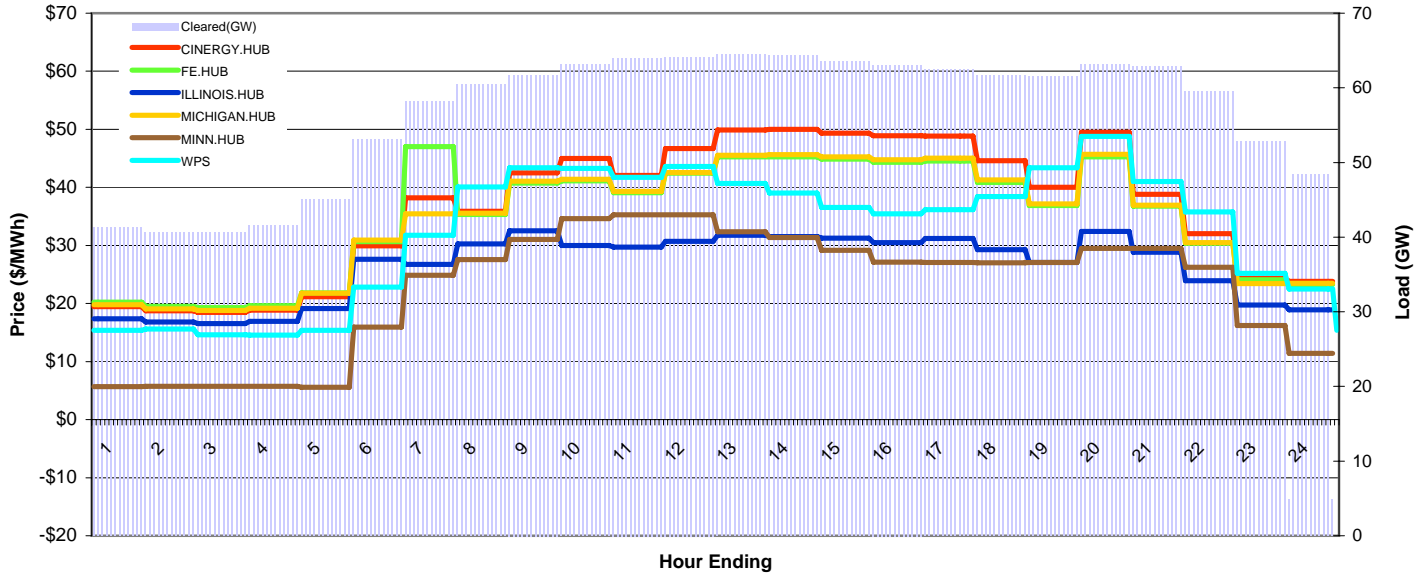
MISO Daily Report

Delivery Day: Monday, April 27, 2009

Price Color Codes: ≤0 ≥100 ≥200

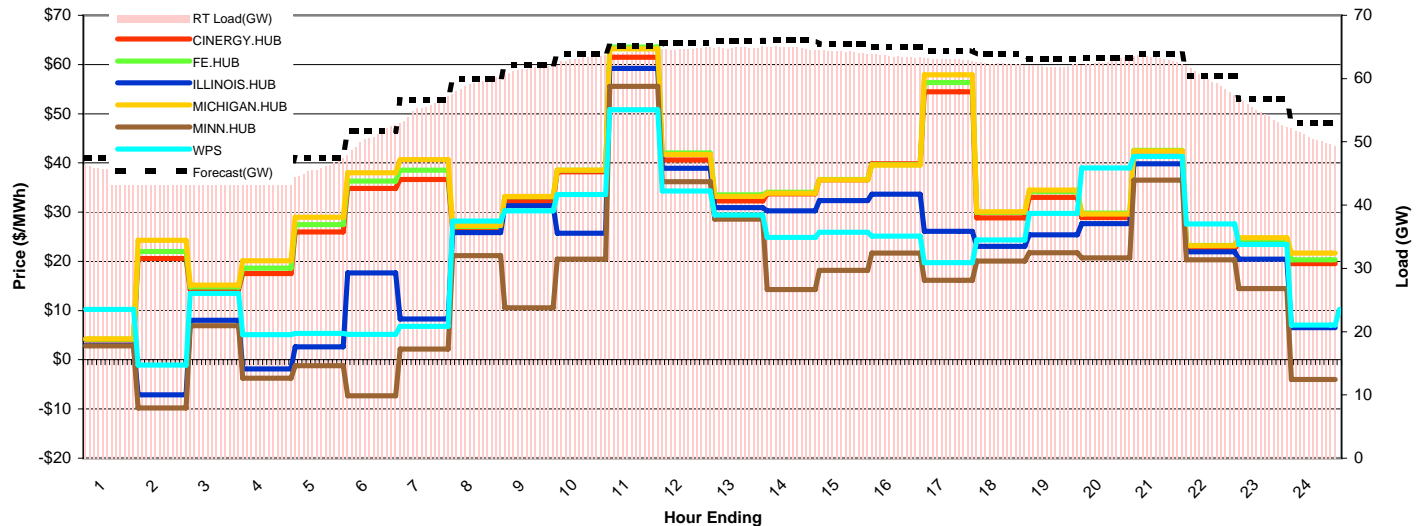
Day-Ahead Prices and Cleared Load

	HE1	HE2	HE3	HE4	HE5	HE6	HE7	HE8	HE9	HE10	HE11	HE12	HE13	HE14	HE15	HE16	HE17	HE18	HE19	HE20	HE21	HE22	HE23	HE24
CINERGY.HUB	19.44	18.75	18.49	18.85	21.16	29.91	38.22	35.86	42.48	45.00	42.07	46.69	49.90	50.00	49.33	48.90	48.82	44.58	40.00	49.49	38.78	32.00	24.29	23.80
FE.HUB	20.24	19.53	19.27	19.64	21.82	30.65	47.00	35.35	40.76	41.12	39.07	42.45	45.27	45.23	44.86	44.33	44.52	40.83	36.87	45.23	36.76	30.38	24.08	23.29
ILLINOIS.HUB	17.38	16.80	16.56	16.90	19.14	27.64	26.73	30.27	32.53	29.98	29.71	30.68	31.73	31.53	31.26	30.51	31.22	29.28	27.04	32.44	28.81	23.92	19.74	18.92
MICHIGAN.HUB	19.79	19.06	18.78	19.16	21.78	30.92	35.47	35.54	41.06	41.38	39.32	42.58	45.51	45.63	45.28	44.76	45.02	41.26	37.15	45.71	36.94	30.46	23.42	23.51
MINN.HUB	5.69	5.72	5.73	5.72	5.58	15.96	24.86	27.54	31.01	34.64	35.29	35.28	32.37	31.38	29.17	27.12	27.08	27.03	27.07	29.48	29.49	26.23	16.19	11.43
WPS	15.36	15.63	14.59	14.53	15.38	22.85	31.77	40.05	43.36	43.28	41.75	43.62	40.70	39.05	36.54	35.43	36.15	38.44	43.39	48.79	41.02	35.80	25.21	22.50
Cleared(GW)	41.3	40.7	40.6	41.6	45.0	53.1	58.2	60.5	61.7	63.1	64.0	64.1	64.4	64.3	63.5	63.1	62.4	61.6	61.6	63.1	62.9	59.4	52.8	4.8



Preliminary Real-Time Prices with Forecasted and Actual System Load

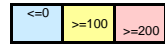
	HE1	HE2	HE3	HE4	HE5	HE6	HE7	HE8	HE9	HE10	HE11	HE12	HE13	HE14	HE15	HE16	HE17	HE18	HE19	HE20	HE21	HE22	HE23	HE24
CINERGY.HUB	4.03	20.56	14.20	17.52	25.97	34.83	36.67	26.45	32.25	38.21	61.46	40.58	32.30	33.73	36.56	39.84	54.43	28.85	32.97	28.87	41.38	22.63	23.74	19.52
FE.HUB	4.19	22.00	14.78	18.63	27.49	36.29	38.50	27.10	33.13	38.55	63.57	42.04	33.49	34.03	36.65	39.63	56.36	29.96	34.19	29.79	42.59	23.24	24.48	20.35
ILLINOIS.HUB	2.98	-7.10	8.02	-1.84	2.64	17.63	8.30	25.85	31.28	25.70	59.21	38.90	30.92	30.24	32.33	33.66	26.11	23.05	25.36	27.68	39.83	21.94	20.47	6.53
MICHIGAN.HUB	4.27	24.29	15.21	20.14	28.98	37.99	40.66	27.27	33.17	38.53	63.17	41.69	33.20	33.85	36.60	39.56	57.88	30.10	34.50	29.62	42.44	23.19	24.78	21.66
MINN.HUB	2.80	-9.76	6.94	-3.74	-1.21	-7.30	2.19	21.19	10.55	20.45	55.58	36.21	28.56	14.24	18.14	21.68	16.14	20.08	21.78	20.72	36.50	20.35	14.45	-4.00
WPS	10.24	-1.08	13.51	5.10	5.37	5.19	6.81	28.20	30.25	33.59	50.82	34.31	29.43	24.84	25.90	25.14	19.74	24.38	29.72	38.95	41.29	27.59	23.45	7.08
Forecasted(GW)	47.5	46.3	46.0	45.5	47.5	51.8	56.6	59.9	62.1	63.8	65.1	65.5	66.0	66.1	65.5	64.9	64.4	63.8	63.1	63.2	63.9	60.4	56.9	53.1
(RT) - (DA Load)	4.28	3.60	2.91	2.26	0.83	-2.47	-2.85	-1.23	-0.14	0.09	0.25	0.61	0.49	0.62	0.76	0.51	0.67	0.79	0.45	-0.39	0.34	0.35	1.75	45.81



MISO Daily Report

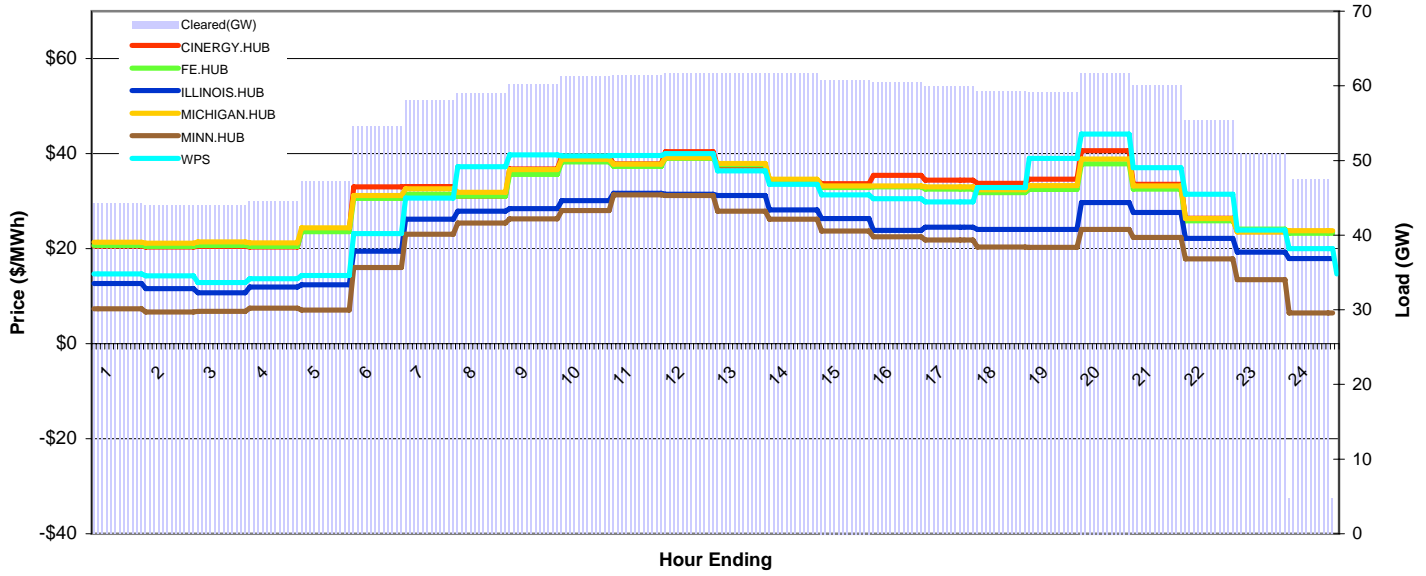
Delivery Day: Tuesday, April 28, 2009

Price Color Codes:



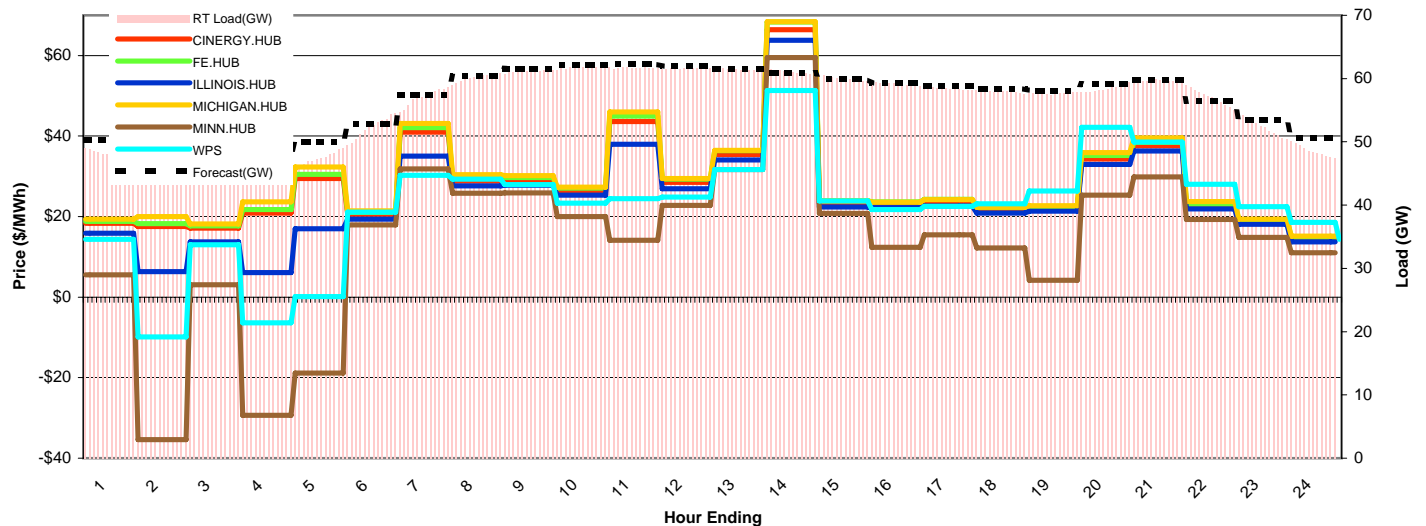
Day-Ahead Prices and Cleared Load

	HE1	HE2	HE3	HE4	HE5	HE6	HE7	HE8	HE9	HE10	HE11	HE12	HE13	HE14	HE15	HE16	HE17	HE18	HE19	HE20	HE21	HE22	HE23	HE24
CINERGY.HUB	20.58	20.38	20.48	20.36	23.83	32.99	33.10	31.05	36.79	39.48	37.90	40.43	37.38	34.44	33.66	35.44	34.44	33.79	34.64	40.61	33.58	26.43	23.57	23.66
FE.HUB	20.68	20.47	20.68	20.50	23.59	30.60	31.49	31.06	35.67	38.24	37.33	39.03	37.66	34.24	32.89	33.04	32.54	31.80	32.47	37.88	32.55	25.89	24.16	23.24
ILLINOIS.HUB	12.68	11.58	10.74	11.92	12.39	19.51	26.19	27.87	28.46	30.12	31.64	31.46	31.19	28.20	26.35	23.87	24.56	24.04	24.03	29.70	27.66	22.20	19.31	17.95
MICHIGAN.HUB	21.36	21.18	21.41	21.20	24.38	31.22	32.62	31.90	36.66	38.80	37.82	39.18	37.94	34.66	33.21	33.21	33.03	32.39	33.26	38.90	33.21	26.33	23.51	23.82
MINN.HUB	7.35	6.66	6.82	7.46	7.11	16.04	23.03	25.41	26.28	28.03	31.35	31.22	27.92	26.20	23.71	22.53	21.84	20.37	20.31	24.03	22.39	17.84	13.47	6.51
WPS	14.68	14.30	12.86	13.67	14.39	23.16	30.68	37.24	39.75	39.58	39.64	40.00	36.38	33.59	31.33	30.52	29.83	32.88	39.02	44.14	37.06	31.48	23.94	20.05
Cleared(GW)	44.2	44.0	44.0	44.5	47.2	54.6	58.1	58.9	60.1	61.3	61.4	61.6	61.6	61.7	60.8	60.5	59.9	59.3	59.1	61.7	60.1	55.4	51.0	4.7



Preliminary Real-Time Prices with Forecasted and Actual System Load

	HE1	HE2	HE3	HE4	HE5	HE6	HE7	HE8	HE9	HE10	HE11	HE12	HE13	HE14	HE15	HE16	HE17	HE18	HE19	HE20	HE21	HE22	HE23	HE24
CINERGY.HUB	18.37	17.53	17.18	20.85	29.45	20.57	40.96	28.83	28.88	26.35	43.59	28.50	35.44	66.41	23.29	23.11	23.64	21.72	22.01	34.33	37.60	22.61	18.65	14.51
FE.HUB	18.83	18.27	17.67	21.77	30.50	21.07	42.10	29.59	29.68	27.06	44.96	29.27	36.39	68.30	23.96	23.67	24.28	22.24	22.47	35.22	38.46	23.13	19.13	14.94
ILLINOIS.HUB	15.84	6.34	13.69	6.10	16.98	19.38	35.02	27.63	27.76	25.30	37.95	26.94	34.04	63.80	22.39	22.27	22.60	20.87	21.33	32.95	36.27	21.92	18.09	13.71
MICHIGAN.HUB	19.37	20.03	18.20	23.63	32.29	21.42	43.17	30.40	30.19	27.34	46.03	29.45	36.48	68.42	23.94	23.60	24.21	22.34	22.73	35.89	39.57	23.72	19.39	15.16
MINN.HUB	5.54	-35.37	3.10	-29.36	-18.84	17.92	31.88	25.84	25.86	20.00	14.14	22.75	31.71	59.49	20.80	12.39	15.45	12.24	4.23	25.32	29.83	19.27	14.84	11.00
WPS	14.36	-9.89	12.98	-6.36	0.15	21.11	30.25	29.31	27.95	23.33	24.48	24.89	31.69	51.34	23.93	21.78	22.55	23.20	26.35	42.21	38.55	28.05	22.45	18.61
Forecasted(GW)	50.3	48.6	47.8	47.9	49.9	52.8	57.4	60.3	61.5	62.2	62.3	61.9	61.4	60.8	59.9	59.3	58.8	58.4	58.1	59.1	59.8	56.4	53.5	50.7
(RT) - (DA Load)	3.77	2.30	1.53	1.28	0.28	-2.34	-1.01	1.21	1.08	0.52	0.28	0.04	-0.20	-0.58	-0.79	-1.29	-1.45	-1.31	-1.37	-3.25	-0.44	1.71	1.47	43.85



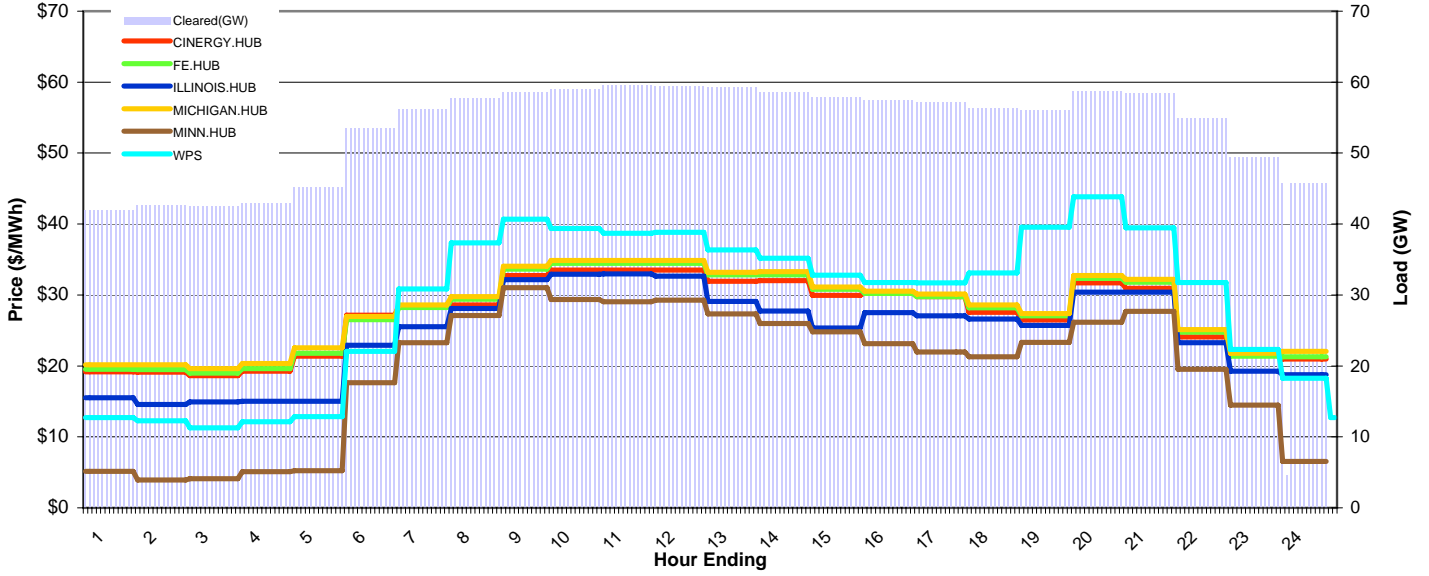
MISO Daily Report

Delivery Day: Wednesday, April 29, 2009

Price Color Codes: <=0 >=100 >=200

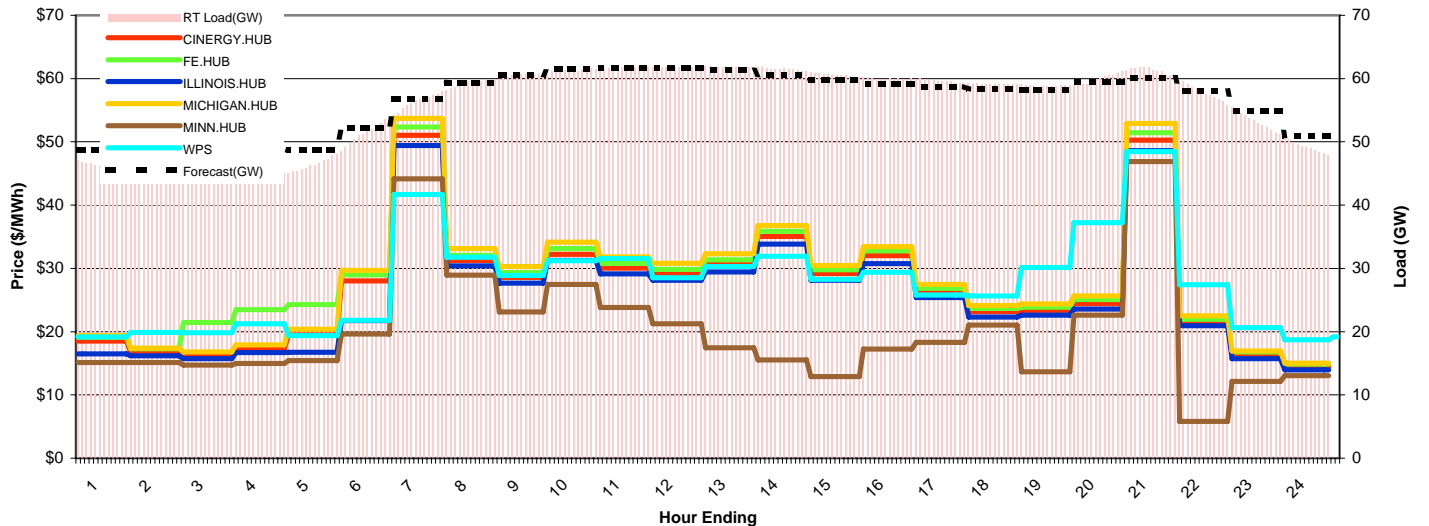
Day-Ahead Prices and Cleared Load

	HE1	HE2	HE3	HE4	HE5	HE6	HE7	HE8	HE9	HE10	HE11	HE12	HE13	HE14	HE15	HE16	HE17	HE18	HE19	HE20	HE21	HE22	HE23	HE24
CINERGY.HUB	19.19	19.14	18.65	19.27	21.37	27.15	28.31	28.60	32.73	33.53	33.53	33.53	31.95	32.02	29.97	30.31	29.75	27.55	26.46	31.69	30.93	24.07	21.47	20.97
FE.HUB	19.53	19.48	18.98	19.63	21.79	26.50	28.23	29.41	33.65	34.47	34.47	34.47	32.84	32.83	30.80	30.21	29.76	28.21	27.07	32.32	31.80	24.74	21.40	21.31
ILLINOIS.HUB	15.52	14.59	14.95	15.00	15.00	22.92	25.52	28.09	32.15	32.94	32.95	32.65	29.08	27.72	25.35	27.51	27.06	26.59	25.69	30.39	30.39	23.29	19.27	18.75
MICHIGAN.HUB	20.15	20.15	19.62	20.36	22.56	26.99	28.59	29.75	34.04	34.86	34.86	34.86	33.20	33.28	31.14	30.55	30.11	28.60	27.40	32.75	32.19	25.11	21.78	22.07
MINN.HUB	5.15	3.93	4.10	5.08	5.23	17.62	23.27	27.11	31.02	29.35	29.05	29.26	27.35	26.00	24.82	23.14	21.95	21.27	23.30	26.16	27.68	19.53	14.46	6.52
WPS	12.74	12.25	11.28	12.13	12.83	22.05	30.85	37.34	40.67	39.38	38.69	38.85	36.35	35.20	32.78	31.77	31.73	33.12	39.58	43.86	39.45	31.75	22.34	18.25
Cleared(GW)	42.0	42.7	42.6	43.0	45.1	53.5	56.2	57.8	58.6	59.0	59.5	59.3	59.3	58.6	57.8	57.4	57.2	56.3	56.0	58.8	58.4	54.8	49.3	4.6



Preliminary Real-Time Prices with Forecasted and Actual System Load

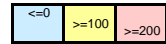
	HE1	HE2	HE3	HE4	HE5	HE6	HE7	HE8	HE9	HE10	HE11	HE12	HE13	HE14	HE15	HE16	HE17	HE18	HE19	HE20	HE21	HE22	HE23	HE24
CINERGY.HUB	18.53	16.80	16.25	17.32	19.46	28.00	51.05	31.28	28.56	32.24	30.06	29.11	30.58	35.05	29.17	32.00	26.34	23.14	23.35	24.41	50.29	21.52	16.31	14.46
FE.HUB	19.13	17.32	21.46	23.47	24.26	28.99	52.34	32.06	29.35	33.12	30.81	29.85	31.35	35.84	29.80	32.76	26.87	23.65	23.89	25.07	51.43	21.96	16.77	14.88
ILLINOIS.HUB	16.49	16.16	15.74	16.69	16.75	21.74	49.40	30.40	27.65	31.24	29.11	28.14	29.45	33.82	28.14	30.73	25.37	22.31	22.60	23.57	48.59	20.95	15.75	13.94
MICHIGAN.HUB	19.36	17.40	16.81	17.92	20.38	29.67	53.71	33.12	30.28	34.13	31.81	30.82	32.32	36.75	30.43	33.45	27.46	24.12	24.39	25.64	52.89	22.50	16.95	15.00
MINN.HUB	15.12	15.11	14.71	14.99	15.45	19.64	44.15	28.92	23.13	27.44	23.84	21.26	17.47	15.52	12.89	17.23	18.31	21.02	13.66	22.61	46.90	5.83	12.12	13.03
WPS	19.17	19.87	19.85	21.23	19.36	21.78	41.69	31.74	28.89	31.20	31.57	28.54	30.29	31.89	28.28	29.39	25.79	25.66	30.15	37.25	48.45	27.41	20.62	18.70
Forecasted(GW)	48.8	47.6	47.0	47.3	48.7	52.3	56.8	59.4	60.7	61.4	61.7	61.6	61.4	60.6	59.7	59.1	58.7	58.3	58.2	59.4	60.1	58.0	54.9	51.0
(RT) - (DA Load)	4.19	2.13	1.60	1.41	1.24	-2.12	0.17	1.52	1.92	2.32	2.29	2.44	2.49	2.86	2.79	2.63	2.45	2.84	2.82	1.16	2.86	3.01	3.87	44.65



MISO Daily Report

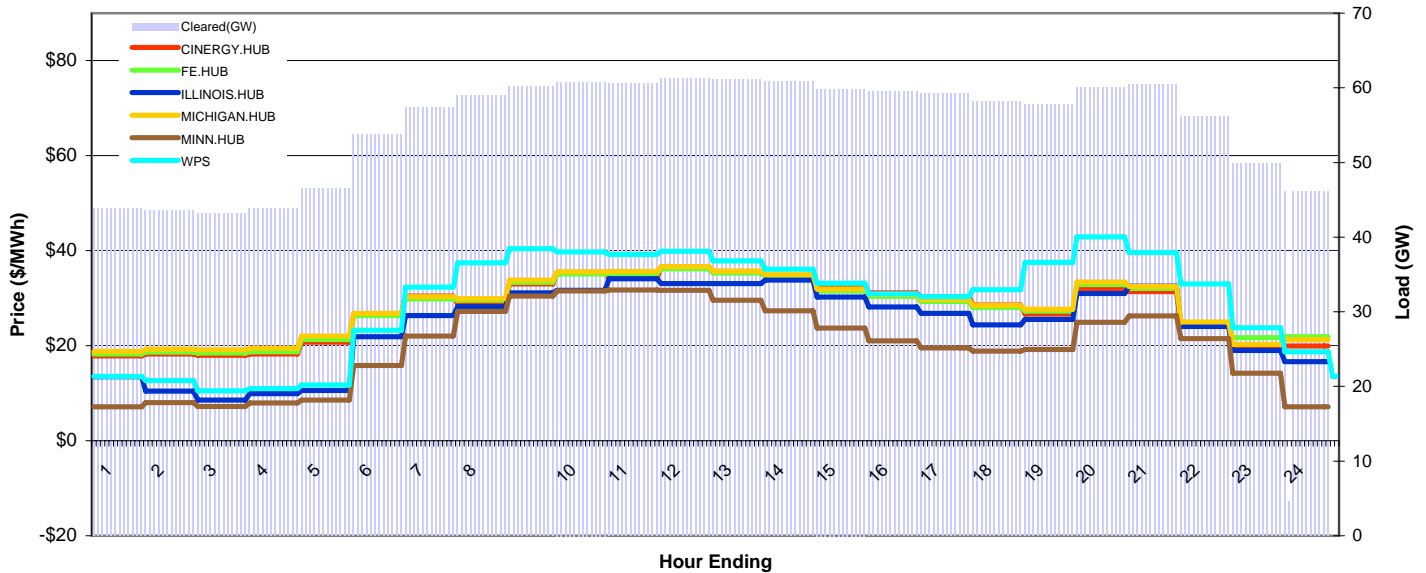
Delivery Day: Thursday, April 30, 2009

Price Color Codes:



Day-Ahead Prices and Cleared Load

	HE1	HE2	HE3	HE4	HE5	HE6	HE7	HE8	HE9	HE10	HE11	HE12	HE13	HE14	HE15	HE16	HE17	HE18	HE19	HE20	HE21	HE22	HE23	HE24
CINERGY.HUB	17.87	18.23	18.00	18.29	20.76	26.73	30.48	28.75	32.98	35.41	34.23	36.56	35.67	34.62	32.31	31.15	30.26	28.55	26.70	32.00	31.40	24.21	19.24	19.96
FE.HUB	18.28	18.68	18.48	18.75	21.31	26.34	29.86	29.55	33.38	35.10	35.19	36.18	35.28	34.56	31.55	30.40	29.33	28.04	27.29	32.89	32.07	24.68	21.68	21.87
ILLINOIS.HUB	13.47	10.43	8.58	9.89	10.55	21.90	26.36	28.21	31.11	31.64	34.10	33.06	33.10	33.84	30.27	28.17	26.82	24.42	25.54	30.96	32.56	24.07	19.00	16.65
MICHIGAN.HUB	18.83	19.29	19.15	19.45	22.06	26.80	30.31	29.91	33.79	35.54	35.63	36.62	35.71	34.98	31.93	30.81	29.74	28.48	27.72	33.40	32.46	24.98	20.27	21.31
MINN.HUB	7.18	8.00	7.24	7.93	8.54	15.82	22.06	27.24	30.43	31.53	31.76	31.65	29.59	27.34	23.72	20.99	19.53	18.88	19.21	24.96	26.27	21.51	14.21	7.13
WPS	13.54	12.69	10.52	10.97	11.71	23.26	32.31	37.43	40.45	39.72	39.18	39.89	37.87	36.11	33.18	30.89	30.30	31.78	37.51	42.92	39.63	33.02	23.78	18.74
Cleared(GW)	43.8	43.5	43.2	43.9	46.5	53.7	57.3	59.0	60.2	60.8	60.6	61.2	61.1	60.9	59.8	59.6	59.3	58.1	57.8	60.0	60.4	56.2	49.9	4.6



Preliminary Real-Time Prices with Forecasted and Actual System Load

	HE1	HE2	HE3	HE4	HE5	HE6	HE7	HE8	HE9	HE10	HE11	HE12	HE13	HE14	HE15	HE16	HE17	HE18	HE19	HE20	HE21	HE22	HE23	HE24
CINERGY.HUB	13.55	15.59	14.97	12.63	19.64	30.18	36.63	43.27	47.75	40.87	46.99	47.09	28.41	30.86	37.65	35.76	71.68	33.42	32.83	60.90	39.05	22.30	21.14	18.83
FE.HUB	13.96	16.03	15.39	12.99	20.33	31.34	37.77	44.55	49.23	42.21	48.49	48.65	29.29	31.82	38.39	36.36	73.06	33.97	33.70	62.41	39.86	22.92	21.48	18.23
ILLINOIS.HUB	13.05	15.00	14.39	12.12	15.66	21.29	34.68	41.65	45.99	39.46	45.45	45.54	27.38	29.63	40.06	38.24	81.67	40.73	45.37	73.85	41.70	22.00	22.98	17.71
MICHIGAN.HUB	14.05	16.14	15.46	13.00	20.61	32.28	38.69	45.87	50.86	43.63	50.08	50.17	30.05	32.90	41.41	39.59	79.35	37.08	35.04	64.89	41.73	23.65	24.45	26.18
MINN.HUB	12.12	14.08	13.36	11.24	14.18	19.11	33.61	40.95	45.05	38.24	43.98	44.17	25.99	26.12	16.30	11.55	1.86	4.64	13.55	12.30	18.40	14.49	8.24	-14.80
WPS	17.24	19.19	18.96	18.21	18.43	21.11	31.76	39.37	40.87	36.29	42.05	39.35	27.48	28.42	30.69	28.50	48.85	28.49	35.06	58.08	37.91	27.81	21.78	14.51
Forecasted(GW)	48.7	47.4	46.7	47.0	48.9	52.0	56.9	59.6	60.8	61.7	62.0	62.0	61.9	61.6	60.9	60.2	59.6	58.9	58.7	59.7	60.8	58.0	54.9	51.0
(RT) - (DA Load)	2.94	1.67	1.38	0.88	0.08	-2.12	-1.00	0.65	0.99	1.49	2.26	1.67	1.65	1.65	1.89	1.40	1.07	1.63	1.58	0.03	0.13	1.41	3.13	44.36

