

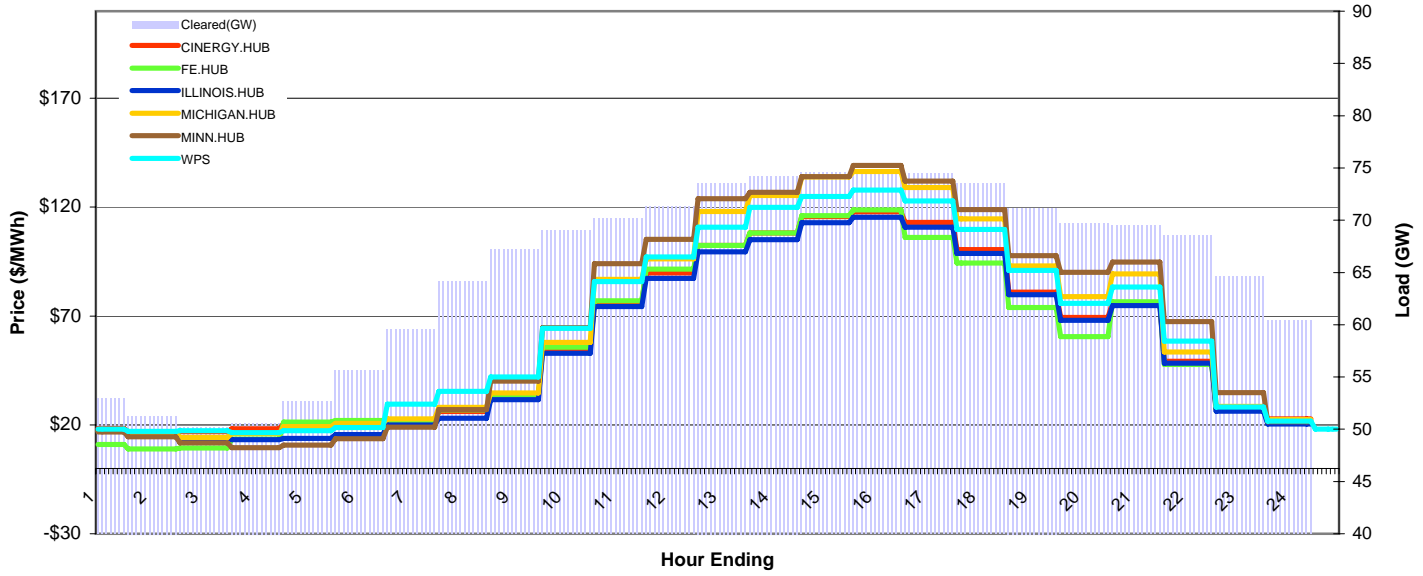
MISO Daily Report

Delivery Day: Tuesday, July 1, 2008

Price Color Codes: ≤0 ≥100 ≥200

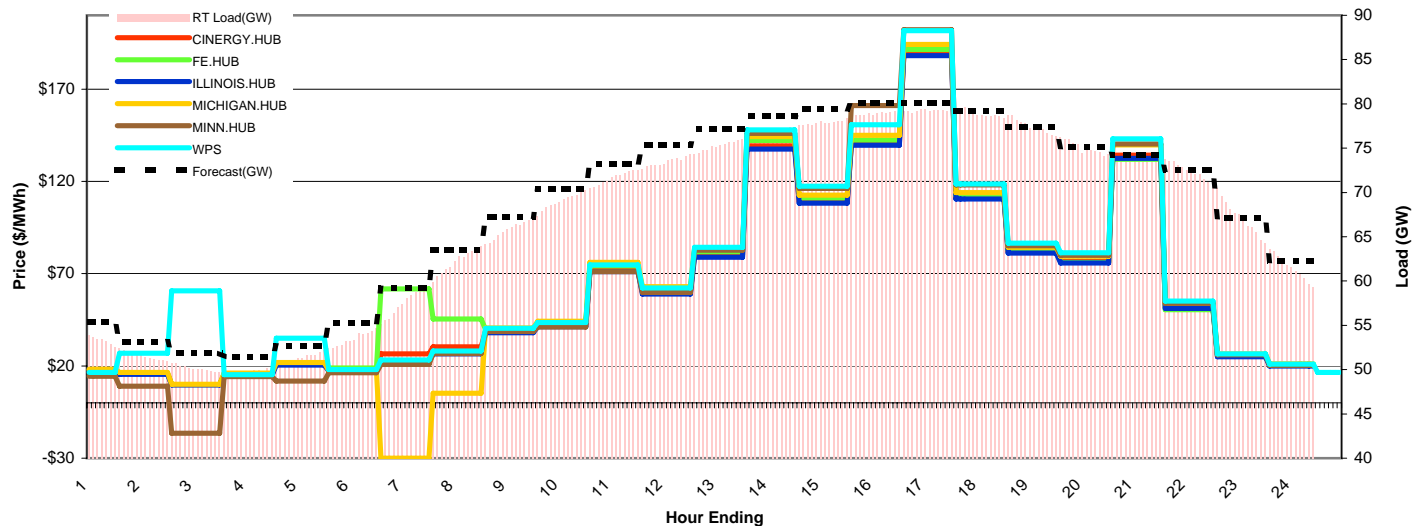
Day-Ahead Prices and Cleared Load

	HE1	HE2	HE3	HE4	HE5	HE6	HE7	HE8	HE9	HE10	HE11	HE12	HE13	HE14	HE15	HE16	HE17	HE18	HE19	HE20	HE21	HE22	HE23	HE24
CINERGY.HUB	18.28	16.90	16.90	18.19	20.68	21.72	21.72	26.15	32.73	54.64	76.62	89.77	102.37	108.14	115.61	117.90	112.98	100.57	80.99	69.28	76.16	49.24	27.22	22.75
FE.HUB	10.94	8.98	9.36	13.47	21.31	22.09	21.16	26.86	33.41	55.68	76.98	91.49	102.44	108.11	116.13	118.80	106.14	94.27	73.95	60.52	76.49	47.70	27.44	21.34
ILLINOIS.HUB	17.41	16.16	13.71	13.17	13.85	15.52	19.91	23.12	31.62	52.94	74.31	87.30	99.50	105.00	112.86	115.35	110.75	98.78	79.79	67.99	74.79	48.37	26.26	20.44
MICHIGAN.HUB	17.20	16.29	14.29	15.98	19.21	20.73	22.70	28.08	34.71	57.84	86.83	96.20	118.00	125.35	133.94	136.35	129.01	114.61	92.99	78.97	89.39	53.41	28.45	22.47
MINN.HUB	16.72	14.49	11.70	9.54	10.66	13.58	18.89	27.06	40.06	64.58	94.11	105.28	123.81	126.79	134.08	139.13	131.97	118.84	97.72	90.07	94.80	67.48	34.83	21.40
WPS	17.99	17.04	17.28	16.45	17.32	18.75	29.48	35.36	41.95	64.34	85.75	97.19	110.78	119.94	124.94	127.83	122.86	109.75	90.91	75.81	83.38	58.49	28.17	21.67
Cleared(GW)	52.9	51.3	50.2	50.6	52.6	55.6	59.6	64.1	67.2	69.1	70.2	71.3	73.6	74.2	74.6	74.5	74.5	73.5	71.2	69.7	69.5	68.6	64.6	60.4



Preliminary Real-Time Prices with Forecasted and Actual System Load

	HE1	HE2	HE3	HE4	HE5	HE6	HE7	HE8	HE9	HE10	HE11	HE12	HE13	HE14	HE15	HE16	HE17	HE18	HE19	HE20	HE21	HE22	HE23	HE24
CINERGY.HUB	17.58	15.94	9.90	15.64	21.23	17.93	26.56	30.31	38.98	42.22	72.04	60.11	80.10	139.22	109.07	140.11	188.80	111.02	81.78	76.62	134.23	51.64	25.39	20.37
FE.HUB	17.74	15.97	9.92	15.69	21.32	18.86	61.67	45.52	39.69	43.05	74.30	61.27	81.79	142.13	110.96	142.39	191.51	112.18	82.59	76.20	131.98	50.49	25.34	20.68
ILLINOIS.HUB	17.01	15.42	9.65	15.08	20.45	17.10	21.95	26.54	37.91	41.23	71.09	58.89	78.88	137.54	108.23	139.53	188.13	110.49	81.13	75.75	132.52	51.12	24.97	19.95
MICHIGAN.HUB	18.25	16.41	10.10	16.06	21.81	17.29	-29.97	5.19	40.63	44.27	76.14	63.00	83.63	144.31	112.63	144.95	194.18	113.89	84.31	79.39	139.78	53.92	26.46	21.18
MINN.HUB	14.33	8.95	-16.55	14.24	11.81	16.29	20.80	26.77	38.64	41.06	71.09	59.80	82.65	145.95	116.19	161.03	202.21	118.08	85.19	79.99	140.26	53.97	26.03	20.27
WPS	16.45	26.86	60.70	15.18	35.03	17.99	23.30	28.03	40.40	43.48	74.75	62.28	84.30	147.96	117.37	150.70	201.70	118.54	86.46	81.40	143.03	55.15	26.59	20.94
Forecasted(GW)	55.4	53.1	51.8	51.5	52.7	55.3	59.2	63.5	67.3	70.4	73.2	75.4	77.2	78.6	79.5	80.1	80.1	79.2	77.4	75.2	74.3	72.6	67.2	62.3
(RT) - (DA Load)	0.38	0.29	-0.04	-0.86	-1.37	-2.14	-2.03	-1.92	-1.42	-0.02	1.46	2.17	1.70	2.59	3.31	4.35	4.74	5.40	6.35	5.46	4.31	3.91	2.57	1.09



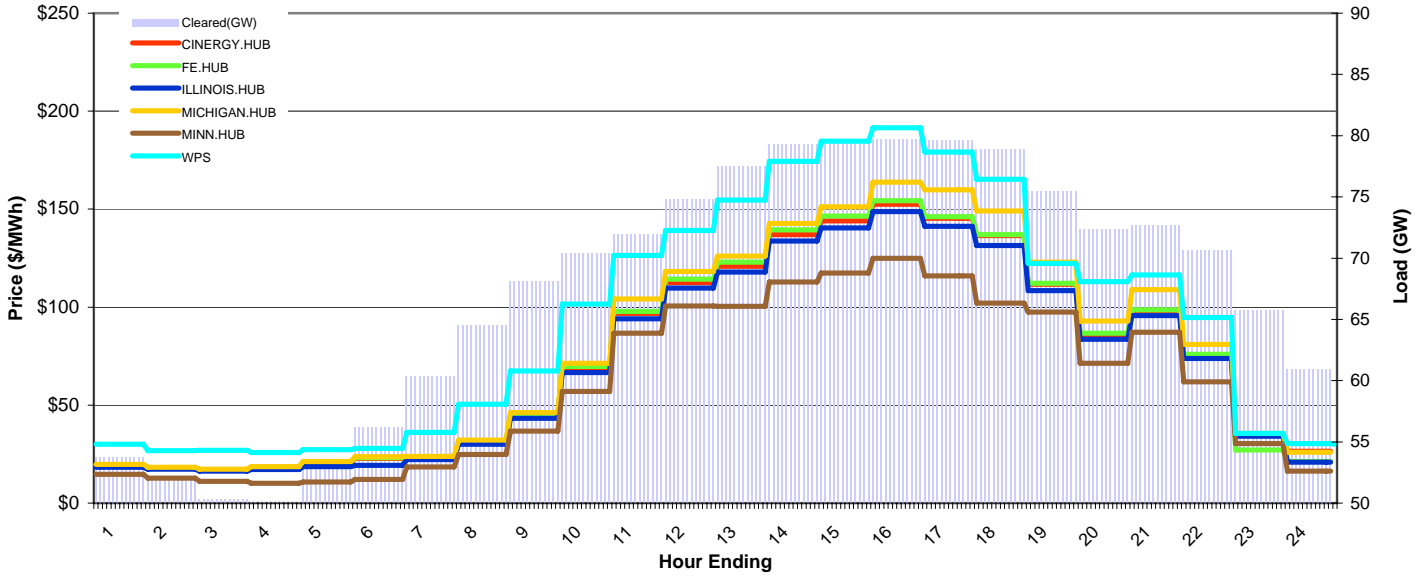
MISO Daily Report

Delivery Day: Wednesday, July 2, 2008

Price Color Codes: ≤0 ≥100 ≥200

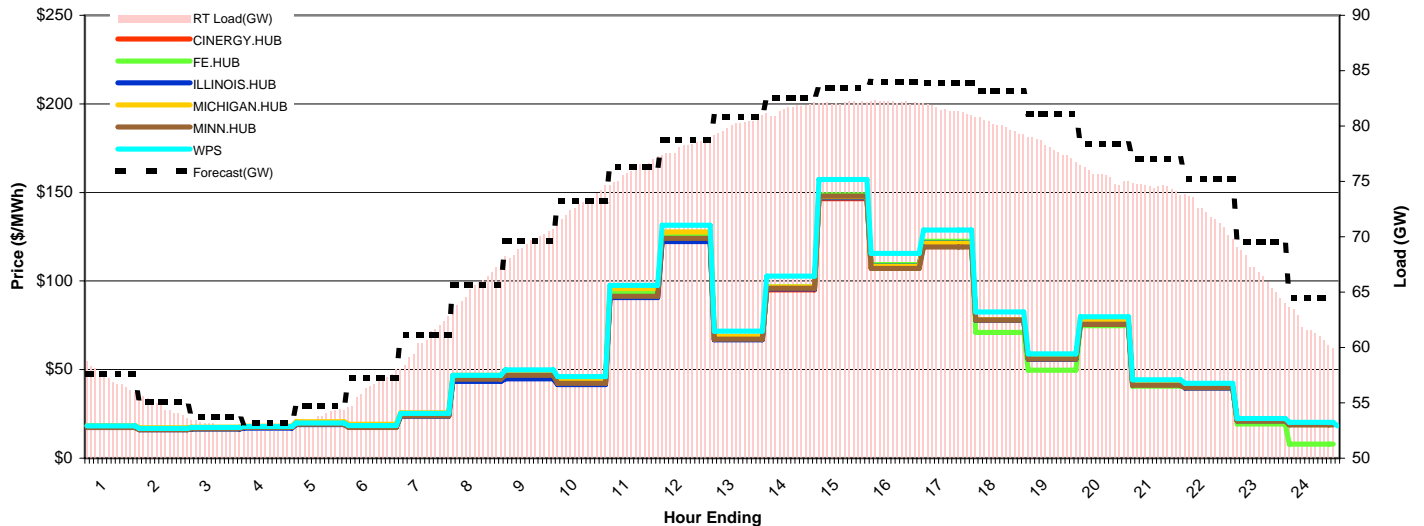
Day-Ahead Prices and Cleared Load

	HE1	HE2	HE3	HE4	HE5	HE6	HE7	HE8	HE9	HE10	HE11	HE12	HE13	HE14	HE15	HE16	HE17	HE18	HE19	HE20	HE21	HE22	HE23	HE24
CINERGY.HUB	19.28	17.93	16.88	18.05	20.65	22.87	22.88	30.91	44.51	68.52	96.85	112.46	120.77	137.04	144.01	152.44	145.34	136.45	111.74	85.94	98.30	75.36	34.92	26.42
FE.HUB	19.40	18.04	16.96	18.17	20.88	23.25	23.27	31.44	45.27	69.80	97.86	114.31	123.03	139.53	146.40	154.23	146.16	136.97	112.21	86.70	98.57	75.86	27.11	21.22
ILLINOIS.HUB	18.36	17.25	16.30	17.13	18.54	19.33	22.22	30.01	43.25	66.59	94.11	109.69	117.91	133.67	140.50	148.77	141.23	131.52	108.46	83.68	95.64	73.82	34.06	20.97
MICHIGAN.HUB	19.74	18.35	17.26	18.54	21.29	23.65	23.76	32.14	46.26	71.33	104.17	118.22	126.11	142.68	151.27	163.85	159.89	149.06	122.89	92.96	108.86	80.92	35.60	25.99
MINN.HUB	14.70	12.73	11.05	10.13	10.77	12.12	18.40	24.84	36.78	57.02	86.72	100.53	100.37	112.81	117.45	124.98	115.91	102.03	97.56	71.35	87.20	61.96	30.39	16.34
WPS	30.09	26.74	26.99	25.76	27.29	27.94	36.08	50.52	67.46	101.49	126.44	139.09	154.66	174.33	184.62	191.49	179.11	165.21	122.30	113.00	116.42	94.76	35.61	30.44
Cleared(GW)	53.8	52.0	50.3	50.0	52.9	56.2	60.4	64.5	68.1	70.3	71.9	74.8	77.5	79.3	79.6	79.7	79.6	78.9	75.5	72.3	72.7	70.7	65.7	61.0



Preliminary Real-Time Prices with Forecasted and Actual System Load

	HE1	HE2	HE3	HE4	HE5	HE6	HE7	HE8	HE9	HE10	HE11	HE12	HE13	HE14	HE15	HE16	HE17	HE18	HE19	HE20	HE21	HE22	HE23	HE24
CINERGY.HUB	17.81	16.64	17.00	17.60	19.86	18.40	24.44	44.41	45.63	42.31	92.07	123.08	66.99	95.03	146.46	107.80	121.17	78.12	56.41	77.05	42.51	39.92	21.46	19.97
FE.HUB	17.99	16.78	17.08	17.68	19.98	18.62	24.95	45.42	46.66	43.18	93.91	125.35	68.21	96.62	148.67	109.25	122.52	71.08	49.62	74.79	40.66	40.42	19.41	8.03
ILLINOIS.HUB	17.33	16.07	16.42	16.94	19.02	17.64	23.65	43.37	44.82	41.53	90.74	122.26	66.89	95.51	147.04	108.37	121.35	77.82	55.82	76.00	42.00	39.56	21.07	19.47
MICHIGAN.HUB	18.43	17.21	17.52	18.14	20.55	19.07	25.68	46.74	47.73	44.00	95.69	127.64	68.87	96.66	147.61	108.16	121.21	78.16	56.88	78.44	43.23	40.46	21.51	18.95
MINN.HUB	17.35	16.08	16.58	17.26	19.08	17.41	23.86	44.54	46.76	42.29	91.33	124.01	67.11	95.94	147.92	107.15	119.24	78.10	55.93	75.50	41.10	39.65	20.97	18.81
WPS	18.17	16.87	17.27	17.82	19.89	18.51	25.33	46.81	49.88	46.13	97.57	131.56	71.76	102.86	157.26	115.61	128.85	82.51	58.84	79.80	44.22	42.26	22.36	20.19
Forecasted(GW)	57.6	55.1	53.7	53.2	54.7	57.3	61.1	65.7	69.6	73.2	76.3	78.7	80.8	82.5	83.5	84.0	83.9	83.2	81.1	78.4	77.0	75.2	69.5	64.5
(RT) - (DA Load)	3.45	2.66	2.64	2.50	0.79	0.23	0.15	1.04	1.30	2.60	4.03	3.34	2.65	2.29	2.53	2.45	1.91	1.16	2.52	3.17	1.77	1.30	0.79	0.69



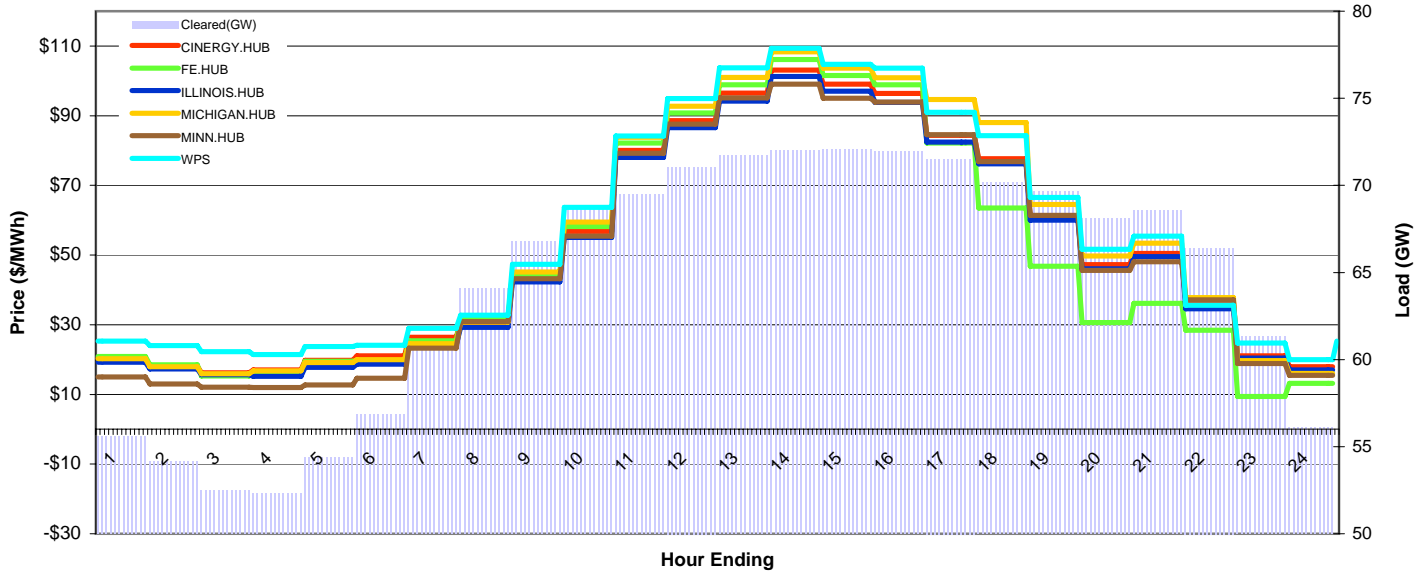
MISO Daily Report

Delivery Day: Thursday, July 3, 2008

Price Color Codes: <=0 >=100 >=200

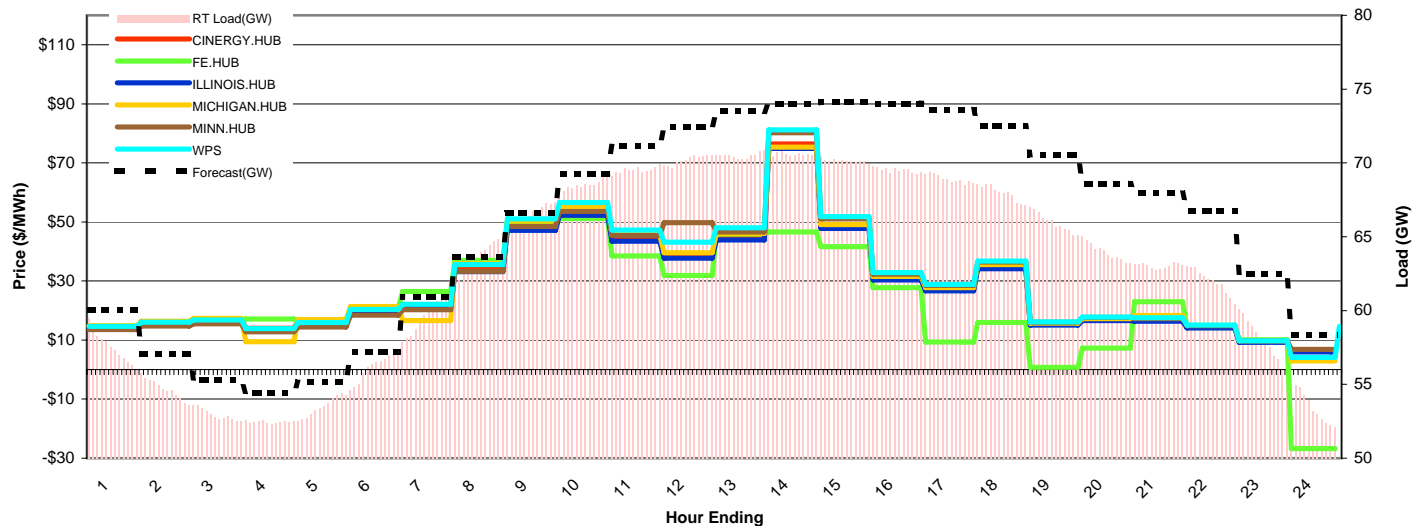
Day-Ahead Prices and Cleared Load

	HE1	HE2	HE3	HE4	HE5	HE6	HE7	HE8	HE9	HE10	HE11	HE12	HE13	HE14	HE15	HE16	HE17	HE18	HE19	HE20	HE21	HE22	HE23	HE24
CINERGY.HUB	20.41	18.11	16.20	17.03	19.75	21.06	26.36	30.63	43.47	56.84	80.04	88.56	96.53	103.11	99.03	96.40	84.37	77.69	60.86	47.23	50.48	36.63	21.10	17.99
FE.HUB	20.86	18.50	15.33	16.36	19.48	19.83	25.43	31.71	44.22	58.21	82.14	90.80	98.91	106.12	101.57	98.84	82.19	63.53	46.77	30.59	36.16	28.45	9.37	13.15
ILLINOIS.HUB	19.27	17.34	15.63	15.23	17.76	18.71	24.10	29.25	42.26	55.05	78.00	86.55	94.19	101.26	97.00	93.83	82.46	76.20	60.00	46.09	49.54	34.53	20.39	16.99
MICHIGAN.HUB	20.28	17.97	15.90	16.73	19.17	19.98	24.52	30.71	45.15	59.45	83.84	92.68	100.96	108.31	103.66	100.88	94.66	88.02	64.56	49.74	53.39	37.75	19.72	16.02
MINN.HUB	15.01	13.00	12.08	12.01	12.69	14.61	23.28	30.91	43.20	55.46	79.22	87.53	95.12	99.03	95.03	93.90	84.53	76.80	61.39	45.59	48.04	37.17	18.86	15.46
WPS	25.29	24.03	22.23	21.48	23.78	24.10	29.00	32.71	47.30	63.73	84.14	94.93	103.70	109.37	104.74	103.67	91.00	84.27	66.50	51.62	55.43	35.55	24.73	19.97
Cleared(GW)	55.6	54.1	52.5	52.3	54.4	56.9	61.1	64.1	66.8	68.8	69.5	71.1	71.7	72.0	72.1	72.0	71.5	70.2	69.7	68.1	68.5	66.4	61.3	56.1



Preliminary Real-Time Prices with Forecasted and Actual System Load

	HE1	HE2	HE3	HE4	HE5	HE6	HE7	HE8	HE9	HE10	HE11	HE12	HE13	HE14	HE15	HE16	HE17	HE18	HE19	HE20	HE21	HE22	HE23	HE24
CINERGY.HUB	14.57	16.09	17.03	13.96	16.35	20.58	21.82	34.28	48.47	53.36	44.27	38.61	44.75	76.45	48.77	30.88	27.16	34.76	15.46	16.95	16.93	14.56	9.54	6.48
FE.HUB	14.65	16.13	17.09	17.15	16.57	20.93	26.52	36.93	49.85	51.21	38.51	31.89	45.86	46.60	41.64	27.80	9.31	15.96	0.80	7.29	23.05	14.23	10.07	-26.76
ILLINOIS.HUB	14.14	15.57	16.45	13.51	15.71	19.76	21.04	33.23	47.21	52.28	43.44	37.75	43.95	74.87	47.81	30.35	26.67	34.11	15.14	16.56	16.43	14.14	9.27	5.98
MICHIGAN.HUB	14.85	16.36	17.37	9.49	16.90	21.37	16.59	35.92	50.31	55.27	45.66	39.60	46.07	75.40	49.11	31.54	27.77	35.57	15.78	17.30	18.30	14.99	9.82	2.98
MINN.HUB	13.54	14.76	15.52	12.78	14.41	18.41	20.25	33.32	48.51	53.57	45.46	49.77	46.61	80.26	51.10	32.30	28.50	36.41	16.09	17.72	17.23	14.92	9.74	6.84
WPS	14.66	16.04	16.86	13.84	16.00	20.35	22.10	35.57	51.03	56.57	47.28	43.17	48.02	81.19	51.81	32.87	28.83	36.74	16.22	17.77	17.54	15.05	9.79	4.17
Forecasted(GW)	60.0	57.1	55.3	54.4	55.1	57.2	60.9	63.6	66.6	69.3	71.1	72.4	73.5	74.0	74.1	74.0	73.6	72.5	70.5	68.6	67.9	66.7	62.5	58.3
(RT) - (DA Load)	1.89	0.55	0.49	0.13	-0.85	-0.68	-1.44	-0.43	-0.32	-0.30	0.06	-0.83	-1.19	-1.40	-1.90	-2.43	-2.58	-2.20	-3.68	-4.12	-5.50	-4.40	-3.38	-2.54



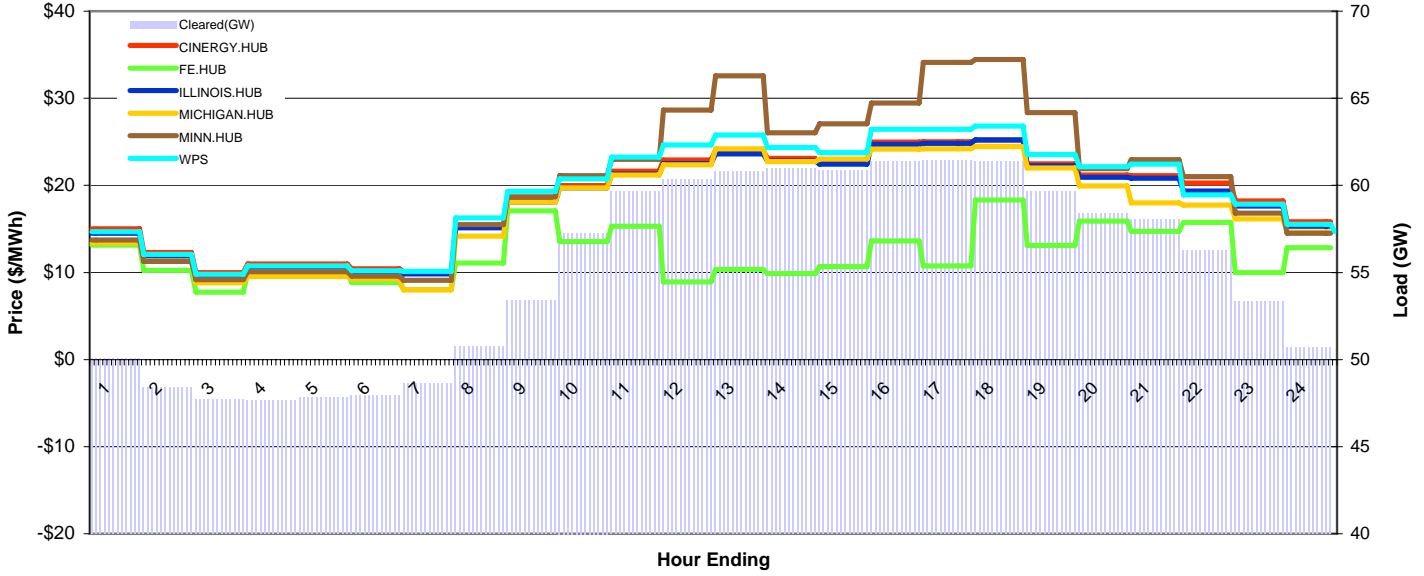
MISO Daily Report

Delivery Day: Friday, July 4, 2008

Price Color Codes: ≤0 ≥100 ≥200

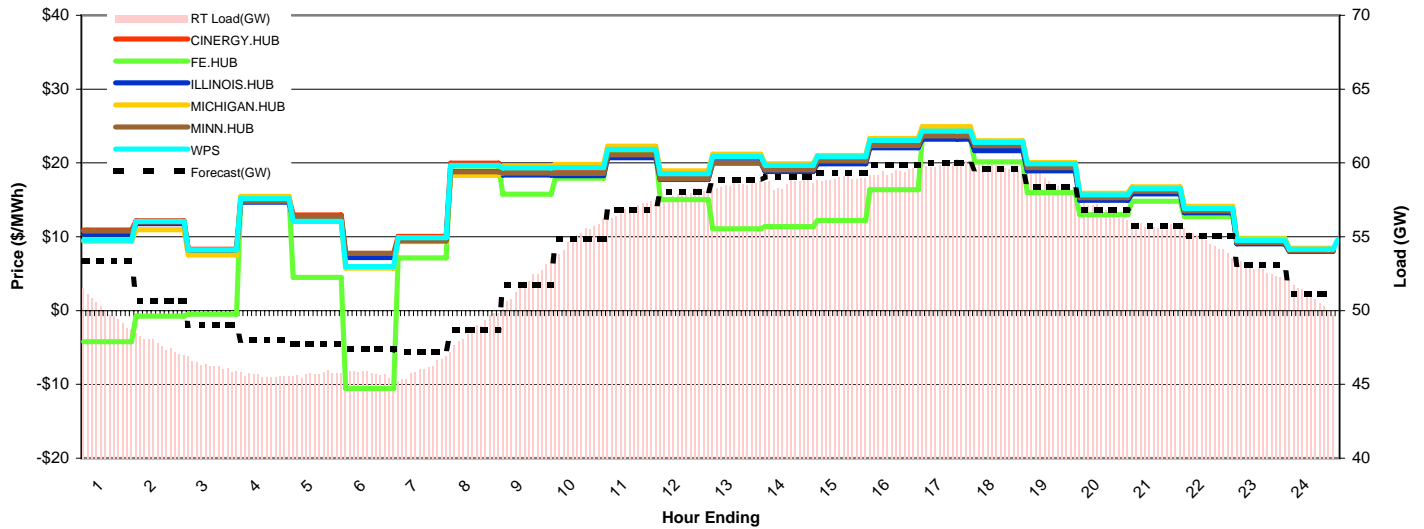
Day-Ahead Prices and Cleared Load

	HE1	HE2	HE3	HE4	HE5	HE6	HE7	HE8	HE9	HE10	HE11	HE12	HE13	HE14	HE15	HE16	HE17	HE18	HE19	HE20	HE21	HE22	HE23	HE24
CINERGY.HUB	15.00	12.31	10.00	10.99	10.99	10.42	10.08	15.34	18.31	19.99	21.62	22.90	24.00	23.09	22.66	24.98	25.00	25.21	22.48	21.18	21.12	20.28	18.23	15.84
FE.HUB	13.14	10.23	7.75	9.96	9.97	8.86	8.02	11.07	17.08	13.55	15.31	8.90	10.35	9.88	10.67	13.63	10.77	18.33	13.10	15.91	14.73	15.75	10.00	12.84
ILLINOIS.HUB	14.50	11.90	9.67	10.63	10.63	10.08	9.84	15.13	18.07	19.71	21.28	22.51	23.62	22.82	22.42	24.73	24.81	25.22	22.26	20.94	20.83	19.36	17.64	15.32
MICHIGAN.HUB	13.40	11.29	8.81	9.54	9.54	9.26	7.98	14.16	18.08	19.72	21.17	22.36	24.21	22.73	23.04	24.15	24.20	24.46	21.99	19.93	17.98	17.73	16.15	14.63
MINN.HUB	13.73	11.27	9.16	10.09	10.09	9.56	9.10	15.48	18.68	21.11	22.99	28.64	32.58	26.03	27.08	29.47	34.12	34.44	28.36	21.94	22.96	21.00	16.81	14.50
WPS	14.70	12.06	9.80	10.76	10.76	10.21	10.14	16.25	19.30	20.75	23.25	24.66	25.77	24.35	23.77	26.43	26.43	26.81	23.54	22.13	22.43	18.92	17.84	15.52
Cleared(GW)	50.1	48.4	47.7	47.6	47.8	47.9	48.6	50.7	53.4	57.3	59.7	60.4	60.8	61.0	60.9	61.4	61.4	61.4	59.7	58.4	58.0	56.3	53.3	50.7



Preliminary Real-Time Prices with Forecasted and Actual System Load

	HE1	HE2	HE3	HE4	HE5	HE6	HE7	HE8	HE9	HE10	HE11	HE12	HE13	HE14	HE15	HE16	HE17	HE18	HE19	HE20	HE21	HE22	HE23	HE24
CINERGY.HUB	10.91	12.17	8.31	15.24	12.95	7.76	10.03	19.95	19.18	19.09	21.58	18.46	20.75	19.52	20.62	22.81	23.94	22.25	19.46	15.42	16.33	13.69	9.37	8.24
FE.HUB	-4.22	-0.76	-0.47	15.32	4.48	-10.56	7.16	19.57	15.76	17.94	21.58	15.03	11.09	11.37	12.23	16.39	23.31	20.16	16.00	12.99	14.82	12.72	9.80	8.36
ILLINOIS.HUB	10.34	11.78	8.04	14.69	12.31	7.18	9.58	18.86	18.35	18.30	20.70	17.74	20.02	18.83	19.90	22.04	23.23	21.66	18.94	14.96	15.79	13.23	9.06	7.99
MICHIGAN.HUB	9.38	10.97	7.51	15.46	12.11	5.77	9.35	18.31	19.53	19.80	22.28	18.93	21.18	19.88	20.99	23.32	24.92	23.01	20.07	15.90	16.75	14.14	9.69	8.44
MINN.HUB	10.80	12.01	8.21	14.82	12.68	7.75	9.44	18.78	18.64	18.58	21.08	17.86	19.98	19.05	20.26	22.36	23.64	22.35	19.35	15.31	16.14	13.51	9.24	8.10
WPS	9.53	12.06	8.23	15.17	12.06	5.98	9.86	19.67	19.31	19.37	21.85	18.55	20.86	19.69	20.85	23.05	24.33	22.79	19.88	15.68	16.51	13.84	9.48	8.32
Forecasted(GW)	53.4	50.6	49.0	48.0	47.7	47.4	47.2	48.7	51.7	54.9	56.8	58.1	58.8	59.1	59.3	59.8	60.0	59.6	58.4	56.8	55.7	55.0	53.1	51.1
(RT) - (DA Load)	-0.06	-0.71	-1.43	-2.04	-2.12	-2.21	-2.61	-2.00	-1.53	-2.24	-2.74	-2.46	-2.25	-2.35	-1.93	-1.95	-1.49	-1.57	-0.98	-1.59	-2.27	-1.63	-0.56	0.30



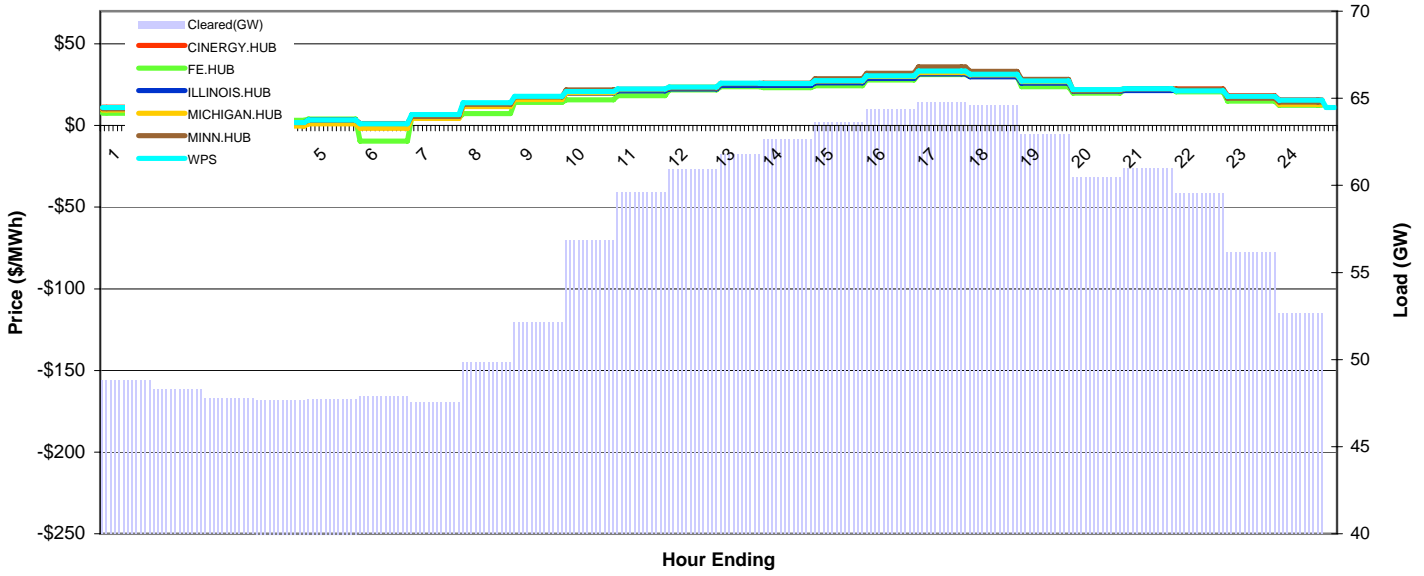
MISO Daily Report

Delivery Day: Saturday, July 5, 2008

Price Color Codes: ≤0 ≥100 ≥200

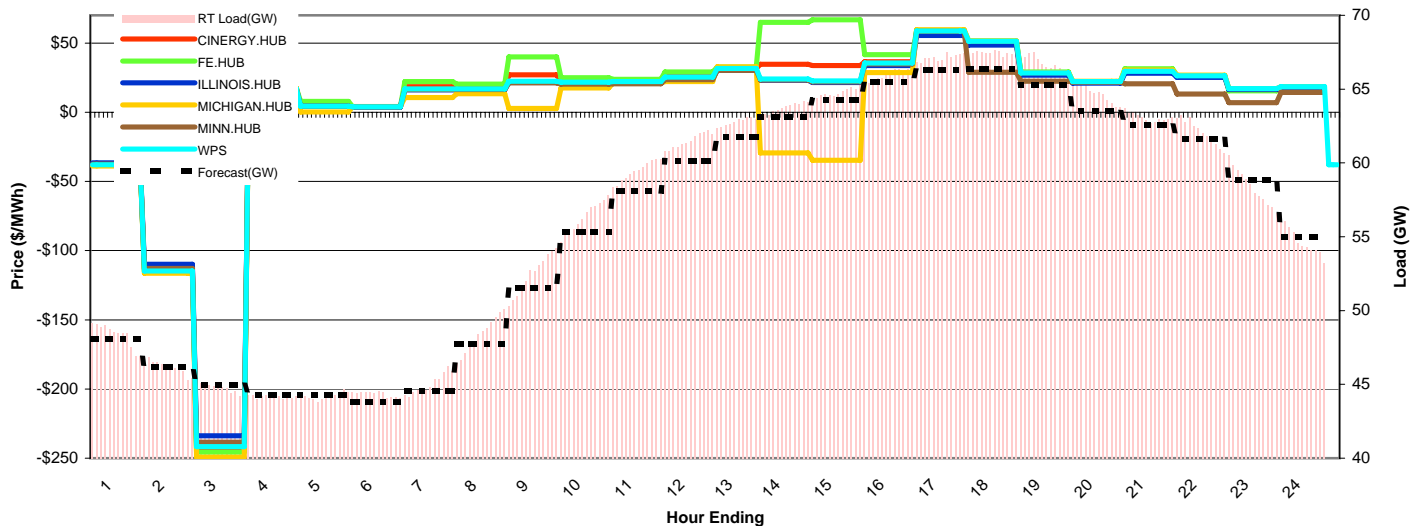
Day-Ahead Prices and Cleared Load

	HE1	HE2	HE3	HE4	HE5	HE6	HE7	HE8	HE9	HE10	HE11	HE12	HE13	HE14	HE15	HE16	HE17	HE18	HE19	HE20	HE21	HE22	HE23	HE24
CINERGY.HUB	11.18	8.80	3.71	1.87	3.40	1.00	5.40	12.79	16.31	20.07	21.57	22.71	24.91	25.00	26.43	29.24	31.92	30.08	26.20	21.32	21.79	22.34	18.28	15.76
FE.HUB	7.55	6.44	4.34	3.10	3.98	-9.56	4.63	7.32	14.07	15.65	18.36	21.87	23.69	23.23	24.25	27.79	31.27	29.93	23.70	19.78	22.36	20.55	14.94	12.38
ILLINOIS.HUB	10.81	8.52	3.59	1.81	3.30	0.98	5.34	12.65	16.08	19.79	21.27	22.39	24.59	24.63	26.08	28.93	31.60	29.74	25.83	20.95	21.48	21.53	17.67	15.24
MICHIGAN.HUB	9.43	7.39	1.37	-0.40	1.11	-1.66	4.39	11.69	15.89	20.00	22.04	23.46	25.74	25.69	27.23	30.10	32.46	31.02	26.92	21.86	22.66	22.04	17.20	12.98
MINN.HUB	10.29	8.11	3.42	1.73	3.14	1.13	5.47	12.94	17.51	21.74	22.11	23.00	25.69	25.91	28.62	32.03	35.92	33.10	28.33	21.30	22.54	22.10	16.73	14.44
WPS	10.94	8.61	3.63	1.84	3.34	0.94	6.70	13.99	17.93	20.85	22.36	23.52	25.84	25.78	27.46	30.46	33.29	31.33	27.19	21.92	22.60	21.16	17.90	15.43
Cleared(GW)	48.8	48.3	47.8	47.7	47.7	47.9	47.5	49.8	52.1	56.8	59.6	60.9	61.8	62.6	63.6	64.3	64.8	64.6	62.9	60.4	61.0	59.6	56.1	52.6



Preliminary Real-Time Prices with Forecasted and Actual System Load

	HE1	HE2	HE3	HE4	HE5	HE6	HE7	HE8	HE9	HE10	HE11	HE12	HE13	HE14	HE15	HE16	HE17	HE18	HE19	HE20	HE21	HE22	HE23	HE24
CINERGY.HUB	-37.89	-113.57	-242.96	17.18	5.53	3.90	18.40	17.83	27.06	22.27	22.19	25.98	31.53	34.71	33.80	36.44	57.50	49.94	27.54	21.67	29.31	26.01	16.74	18.03
FE.HUB	-38.37	-115.03	-245.56	17.37	7.84	3.94	22.10	20.26	39.96	24.91	23.87	28.97	32.48	64.96	66.70	41.50	58.81	51.60	29.01	22.08	31.43	26.55	15.44	17.97
ILLINOIS.HUB	-36.60	-109.92	-233.80	16.52	4.37	3.75	16.18	16.19	21.50	20.36	20.89	24.00	30.16	22.96	21.41	33.69	55.49	48.49	26.76	20.94	28.21	25.13	16.27	17.50
MICHIGAN.HUB	-38.90	-116.38	-249.25	17.61	0.22	3.99	10.53	13.24	2.68	17.49	21.01	22.04	32.67	-29.47	-34.72	28.65	59.55	51.54	28.52	22.40	30.55	26.84	17.14	18.40
MINN.HUB	-37.50	-112.98	-238.35	16.85	4.39	3.82	16.44	16.32	21.21	20.34	20.61	23.63	30.19	23.31	21.86	34.77	58.45	28.92	22.38	21.61	20.49	13.10	6.86	14.18
WPS	-38.07	-114.63	-241.74	17.09	4.45	3.88	16.73	16.93	22.43	21.59	22.21	25.33	31.72	24.07	22.56	35.61	58.77	51.36	28.34	22.04	29.59	26.38	17.08	18.36
Forecasted(GW)	48.1	46.2	45.0	44.3	44.3	43.8	44.6	47.8	51.5	55.3	58.1	60.2	61.8	63.1	64.2	65.5	66.3	66.4	65.3	63.5	62.6	61.6	58.8	55.0
(RT) - (DA Load)	-0.46	-2.11	-3.01	-3.50	-3.48	-3.53	-2.49	-1.45	0.33	-0.51	-0.13	0.58	0.99	1.09	1.18	1.64	2.39	2.87	3.82	4.33	2.13	2.57	2.25	2.09



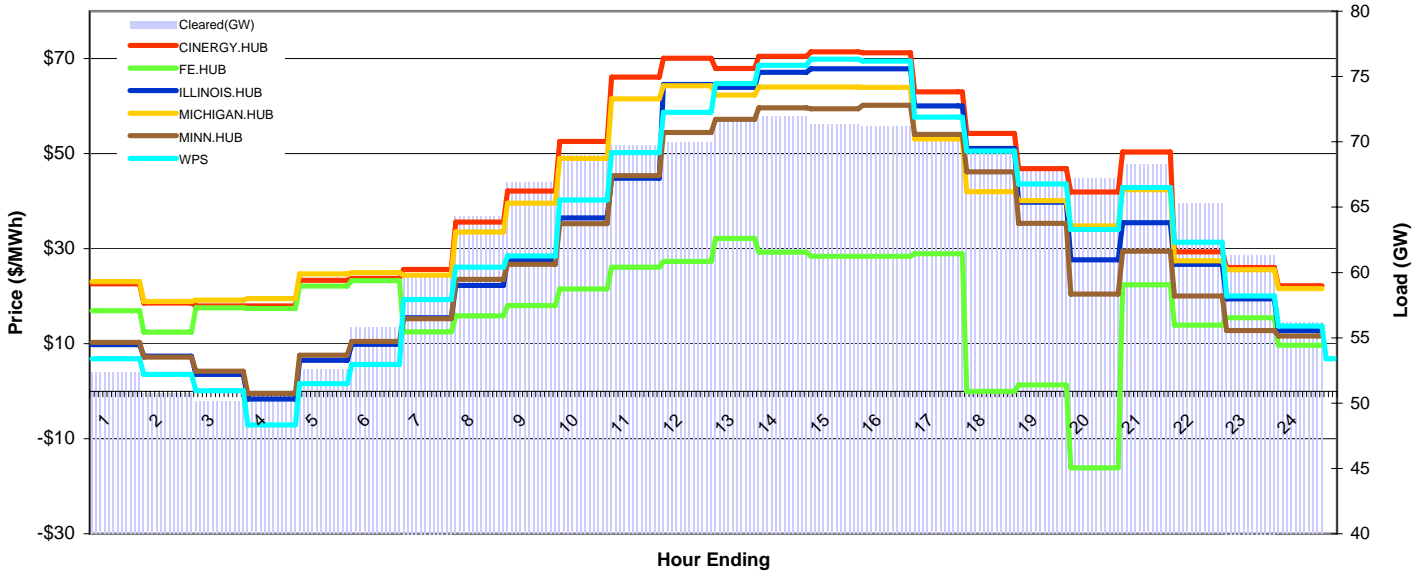
MISO Daily Report

Delivery Day: Sunday, July 6, 2008

Price Color Codes: ≤0 ≥100 ≥200

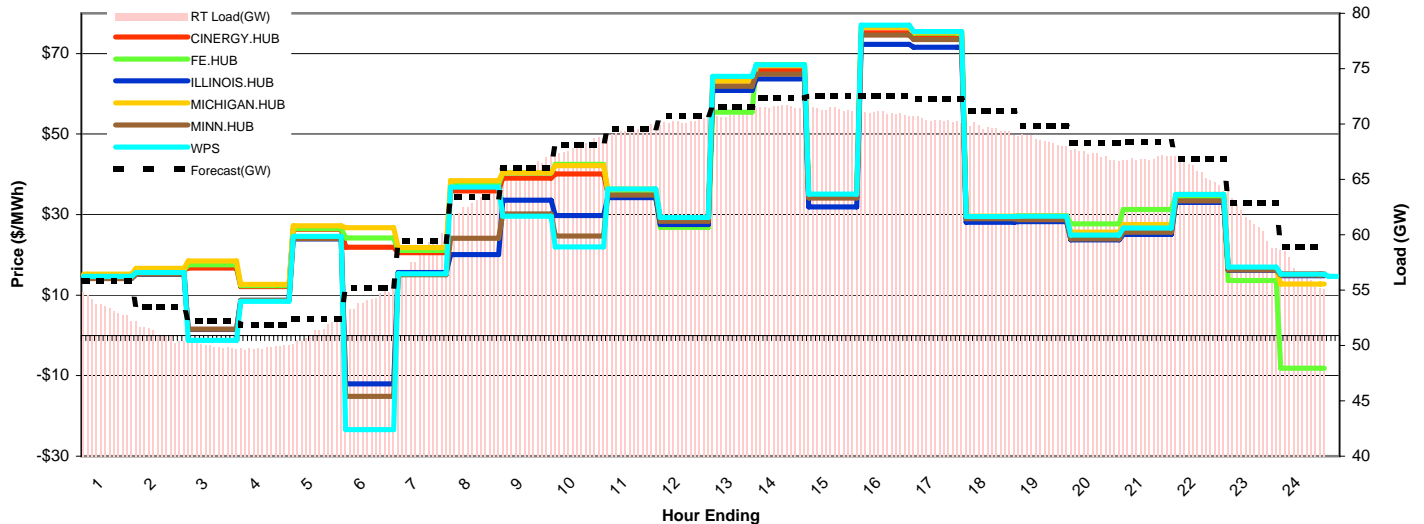
Day-Ahead Prices and Cleared Load

	HE1	HE2	HE3	HE4	HE5	HE6	HE7	HE8	HE9	HE10	HE11	HE12	HE13	HE14	HE15	HE16	HE17	HE18	HE19	HE20	HE21	HE22	HE23	HE24
CINERGY.HUB	22.58	18.58	17.99	17.99	23.34	23.78	25.67	35.63	42.11	52.59	66.14	70.10	67.95	70.47	71.42	71.26	63.00	54.25	46.83	41.97	50.34	29.33	26.06	22.20
FE.HUB	16.94	12.45	17.56	17.42	22.16	23.31	12.50	15.90	18.04	21.56	26.08	27.31	32.17	29.30	28.38	28.38	28.93	0.00	1.34	-16.12	22.38	13.90	15.46	9.68
ILLINOIS.HUB	9.81	7.41	3.56	-1.67	6.49	9.90	15.47	22.30	27.69	36.49	44.87	64.55	63.96	67.14	67.90	67.86	60.07	51.07	39.80	27.64	35.48	26.70	19.42	12.77
MICHIGAN.HUB	23.06	18.88	19.14	19.51	24.67	25.00	24.44	33.53	39.56	49.04	61.56	64.28	62.32	64.03	64.03	63.94	53.12	41.98	40.15	34.78	42.43	27.44	25.59	21.63
MINN.HUB	10.29	7.20	4.21	-0.50	7.57	10.47	15.27	23.57	26.75	35.29	45.39	54.50	57.24	59.65	59.43	60.18	54.06	46.16	35.35	20.43	29.47	20.05	12.75	11.60
WPS	6.81	3.53	0.09	-7.10	1.59	5.66	19.31	26.09	28.48	40.26	50.26	58.69	64.80	68.60	69.92	69.51	57.68	50.55	43.60	34.07	42.89	31.36	20.02	13.71
Cleared(GW)	52.3	50.8	50.1	50.4	52.6	55.8	60.0	64.3	66.9	68.9	69.7	69.9	71.7	71.9	71.3	71.2	70.4	69.7	67.8	67.2	68.2	65.3	61.3	56.1



Preliminary Real-Time Prices with Forecasted and Actual System Load

	HE1	HE2	HE3	HE4	HE5	HE6	HE7	HE8	HE9	HE10	HE11	HE12	HE13	HE14	HE15	HE16	HE17	HE18	HE19	HE20	HE21	HE22	HE23	HE24
CINERGY.HUB	14.89	16.20	16.71	12.15	26.33	21.91	20.55	35.86	39.10	40.07	35.40	28.70	63.21	66.02	34.18	75.15	74.18	29.14	29.18	24.66	26.12	34.03	16.65	15.29
FE.HUB	14.94	16.28	17.49	12.33	26.53	24.18	21.09	37.53	40.32	42.45	35.58	26.79	55.42	67.32	34.57	76.52	75.10	29.52	29.70	27.72	31.29	34.52	13.60	-8.15
ILLINOIS.HUB	14.23	15.18	1.46	8.73	23.99	-12.03	15.63	20.04	33.59	29.80	34.19	27.57	60.82	63.74	31.89	72.30	71.57	28.10	28.23	23.75	25.11	33.06	16.17	14.79
MICHIGAN.HUB	15.21	16.65	18.49	12.71	27.21	26.71	21.82	38.45	40.41	42.14	36.35	29.10	63.12	66.95	34.70	76.51	75.35	29.58	29.80	25.67	27.51	35.04	16.72	12.76
MINN.HUB	14.08	15.24	1.53	8.73	24.08	-15.15	15.03	24.11	30.13	24.65	34.82	28.33	61.90	64.93	34.13	74.60	73.46	28.94	28.75	23.99	25.65	33.42	16.29	14.95
WPS	14.69	15.61	-1.25	8.45	24.61	-23.37	15.27	36.87	29.59	22.01	36.37	29.33	64.32	67.20	35.06	77.03	75.48	29.56	29.61	24.91	26.67	34.99	16.95	15.22
Forecasted(GW)	55.8	53.5	52.2	51.9	52.4	55.2	59.4	63.4	66.0	68.1	69.6	70.7	71.6	72.3	72.5	72.5	72.3	71.2	69.8	68.3	68.4	66.8	62.8	58.9
(RT) - (DA Load)	1.16	0.35	-0.10	-0.53	-1.19	-1.63	-1.62	-1.24	-1.01	-0.86	-0.22	0.33	-0.80	-0.37	0.06	-0.20	-0.04	0.01	0.74	0.06	-1.31	0.40	-0.13	0.48



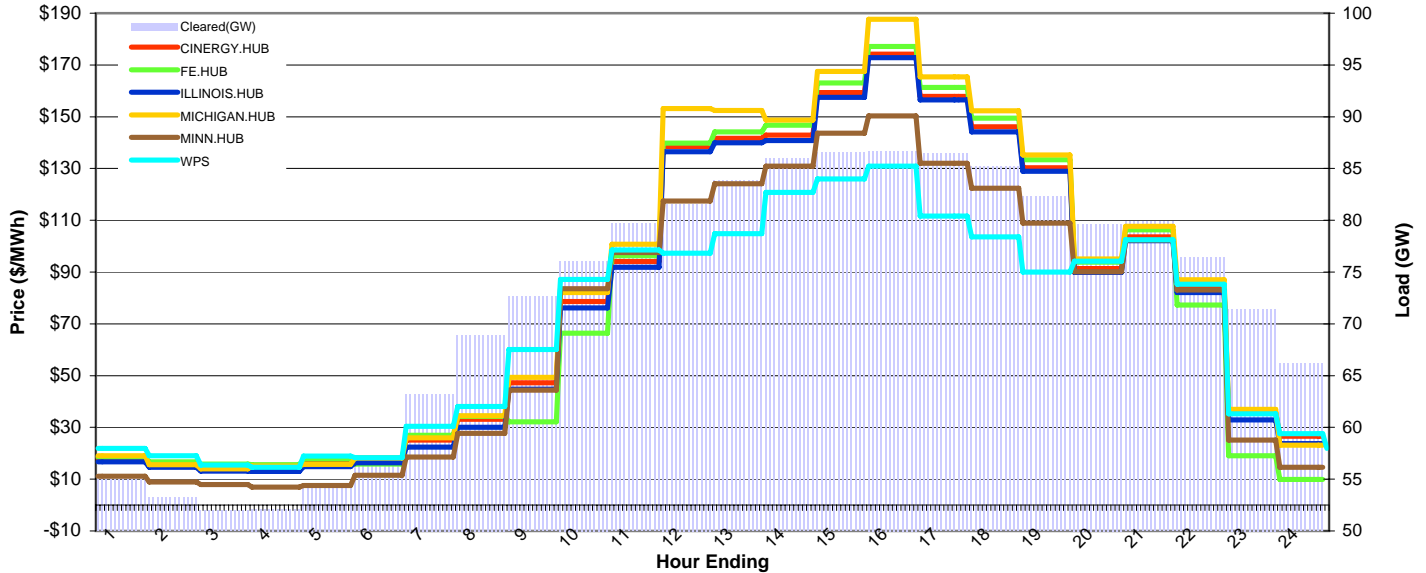
MISO Daily Report

Delivery Day: Monday, July 7, 2008

Price Color Codes: <=0 >=100 >=200

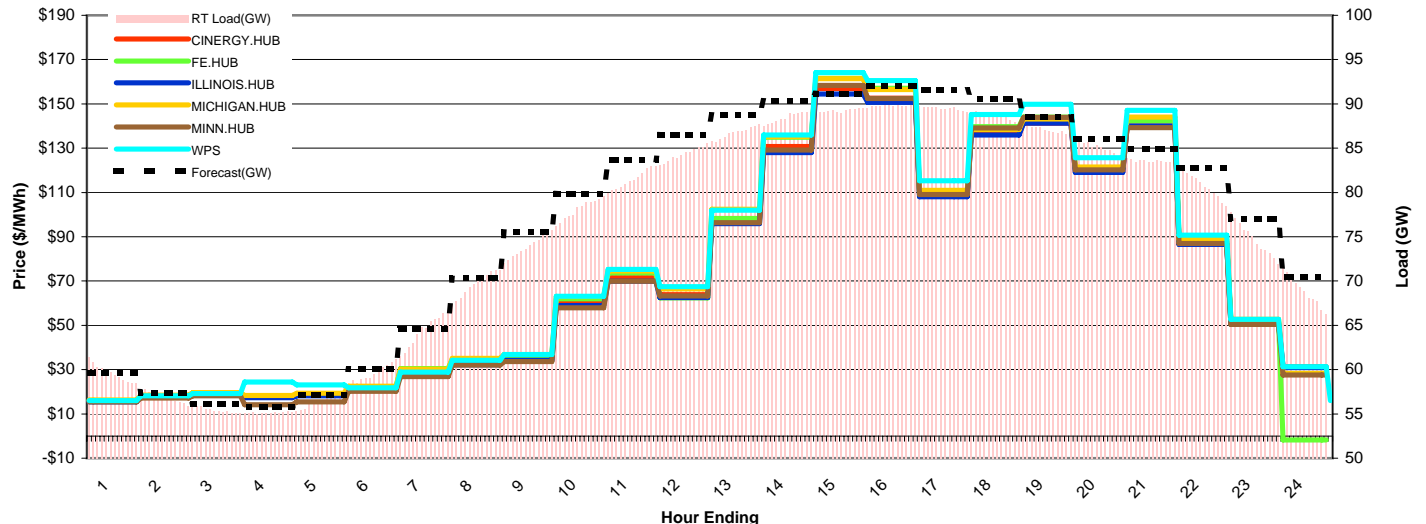
Day-Ahead Prices and Cleared Load

	HE1	HE2	HE3	HE4	HE5	HE6	HE7	HE8	HE9	HE10	HE11	HE12	HE13	HE14	HE15	HE16	HE17	HE18	HE19	HE20	HE21	HE22	HE23	HE24
CINERGY.HUB	18.29	16.06	14.97	15.29	16.88	18.22	25.13	33.12	47.20	78.61	94.13	138.47	141.71	142.91	159.38	174.17	157.82	146.06	130.25	91.37	103.61	83.72	35.75	26.60
FE.HUB	18.56	16.72	15.87	15.56	17.86	15.78	26.99	34.25	32.21	66.39	96.34	139.86	144.10	146.70	163.03	177.10	161.29	149.48	133.36	93.79	106.27	77.33	19.03	9.90
ILLINOIS.HUB	16.71	14.55	13.10	12.98	14.80	16.31	22.37	30.01	44.70	76.12	91.87	136.53	139.88	140.79	157.50	172.87	156.47	144.15	128.91	89.85	102.17	82.05	32.91	23.76
MICHIGAN.HUB	19.05	15.56	13.92	15.06	15.74	18.23	26.00	34.54	49.39	82.07	100.80	153.12	152.47	148.72	167.48	187.71	165.37	152.26	135.24	95.11	107.70	87.06	36.92	23.12
MINN.HUB	11.09	8.88	7.92	6.91	7.53	11.52	18.54	27.66	44.35	83.57	97.58	117.43	124.16	130.95	143.70	150.30	132.07	122.41	108.91	90.18	102.30	83.10	25.14	14.64
WPS	21.84	19.10	15.44	14.61	18.93	18.37	30.37	38.14	60.05	87.12	98.51	97.30	104.78	120.77	125.92	130.91	111.66	103.59	90.00	94.16	102.49	85.30	35.27	27.63
Cleared(GW)	55.0	53.2	52.0	52.1	54.2	56.4	63.2	68.9	72.7	76.1	79.7	81.5	83.8	86.0	86.5	86.7	86.5	85.2	82.3	79.7	79.9	76.4	71.4	66.2



Preliminary Real-Time Prices with Forecasted and Actual System Load

	HE1	HE2	HE3	HE4	HE5	HE6	HE7	HE8	HE9	HE10	HE11	HE12	HE13	HE14	HE15	HE16	HE17	HE18	HE19	HE20	HE21	HE22	HE23	HE24
CINERGY.HUB	15.66	17.91	18.94	17.74	18.56	21.79	28.35	33.05	35.04	60.22	71.46	63.81	98.27	130.77	156.86	152.52	108.96	136.39	141.36	119.21	140.04	86.65	51.20	31.34
FE.HUB	15.86	18.03	19.02	17.80	18.63	21.92	30.53	34.58	35.95	61.92	73.69	62.44	98.30	134.92	161.51	156.99	109.52	139.64	144.05	121.15	142.26	87.85	51.76	-1.75
ILLINOIS.HUB	15.44	17.63	18.59	17.34	18.14	21.31	27.65	32.26	34.25	58.93	69.93	62.58	95.97	128.05	154.43	150.64	108.01	135.99	141.23	119.11	139.97	86.50	50.71	30.87
MICHIGAN.HUB	16.24	18.51	19.56	18.34	19.27	22.57	30.20	35.03	36.83	62.95	74.55	66.39	102.44	135.20	161.44	156.44	110.91	138.43	143.16	121.51	143.98	88.89	52.73	28.24
MINN.HUB	15.43	17.21	18.12	14.16	15.40	20.25	26.81	32.09	33.60	57.87	69.90	63.21	96.39	129.23	158.34	152.42	109.11	139.10	143.95	120.16	139.30	86.96	50.44	27.61
WPS	15.96	18.15	19.13	24.35	23.05	21.84	28.94	34.27	36.83	63.16	75.24	67.44	101.99	135.92	164.18	160.51	115.29	145.21	149.81	125.75	147.12	90.69	52.70	31.29
Forecasted(GW)	59.7	57.4	56.1	55.7	57.1	60.1	64.6	70.3	75.5	79.9	83.7	86.5	88.8	90.4	91.2	92.0	91.6	90.5	88.5	86.0	84.9	82.7	77.1	70.4
(RT) - (DA Load)	4.67	3.67	3.48	3.00	2.30	3.16	1.14	0.74	1.24	2.07	1.76	2.78	2.89	2.50	2.75	3.12	3.04	3.44	4.75	5.43	3.68	4.46	3.33	2.71



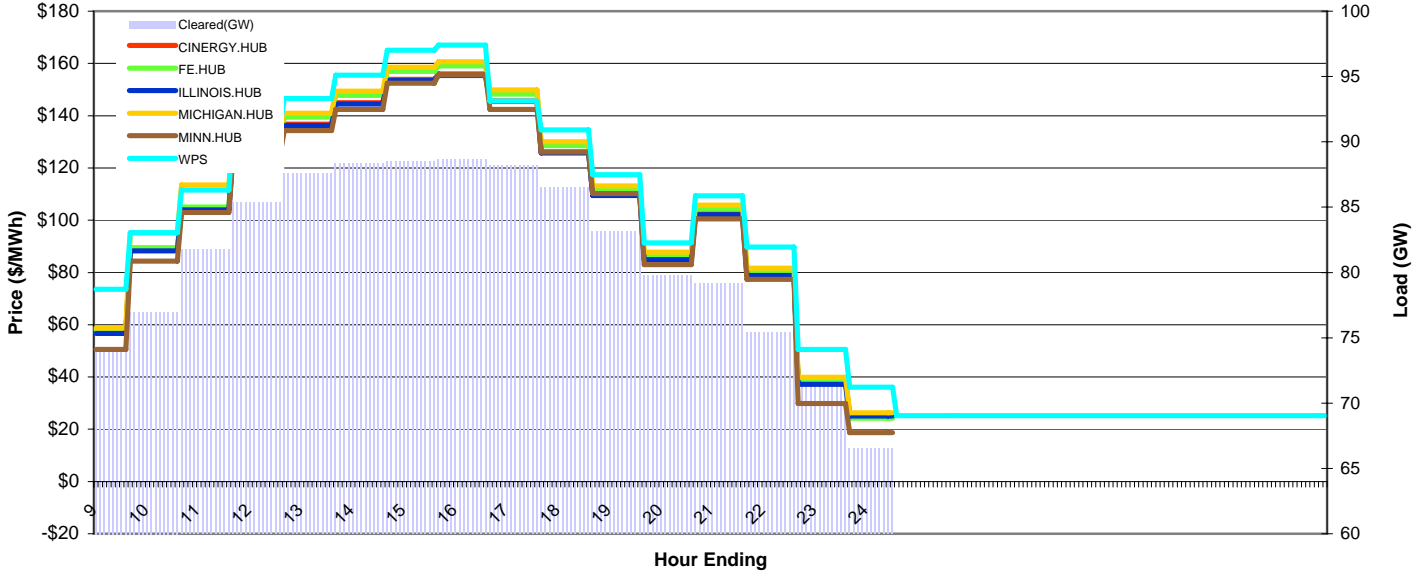
MISO Daily Report

Delivery Day: Tuesday, July 8, 2008

Price Color Codes: <=0 >=100 >=200

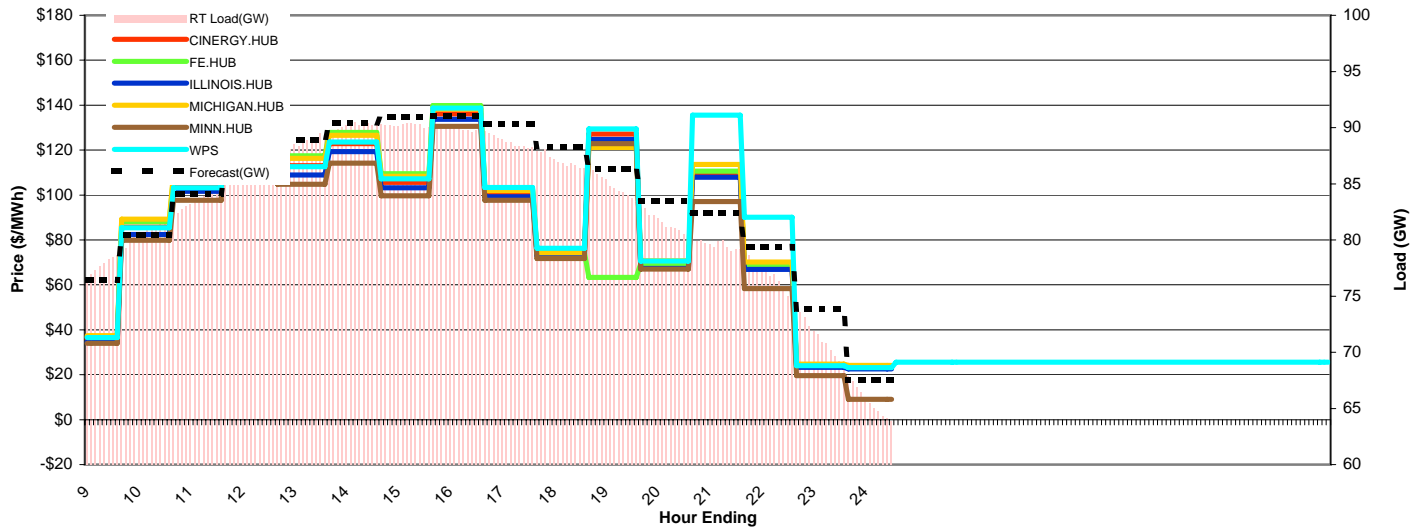
Day-Ahead Prices and Cleared Load

	HE1	HE2	HE3	HE4	HE5	HE6	HE7	HE8	HE9	HE10	HE11	HE12	HE13	HE14	HE15	HE16	HE17	HE18	HE19	HE20	HE21	HE22	HE23	HE24
CINERGY.HUB	22.19	20.15	19.47	20.04	21.29	22.69	25.98	36.39	56.94	88.52	104.27	126.83	136.76	144.98	153.94	155.97	145.54	126.17	109.79	85.19	102.43	79.23	38.48	25.89
FE.HUB	21.32	19.10	18.42	18.47	20.17	17.99	29.48	37.24	58.04	89.44	105.07	128.45	139.40	147.79	156.92	159.00	148.28	128.62	111.93	86.84	104.37	80.80	38.71	24.19
ILLINOIS.HUB	20.85	19.06	18.38	18.63	19.58	20.95	23.95	35.88	56.69	88.26	103.90	126.39	136.28	144.48	153.40	155.43	145.48	125.73	109.41	84.89	102.07	78.84	37.19	25.03
MICHIGAN.HUB	22.06	20.31	19.47	19.91	21.48	21.98	34.44	37.77	58.69	95.07	113.50	134.87	140.97	149.34	158.57	160.67	149.84	129.97	113.11	87.75	105.74	81.71	39.84	26.35
MINN.HUB	17.52	14.45	12.76	12.41	12.08	14.18	22.26	35.90	50.49	84.34	103.00	124.90	134.26	142.42	152.40	155.57	142.42	126.10	110.22	82.99	100.48	77.38	29.87	18.71
WPS	25.23	26.23	26.36	24.68	25.42	25.29	37.23	59.53	73.51	95.19	111.59	135.56	146.53	155.51	165.05	167.01	145.64	134.59	117.37	91.34	109.32	89.77	50.58	36.07
Cleared(GW)	62.8	60.1	57.9	57.6	59.9	63.4	68.2	71.1	74.0	77.0	81.7	85.3	87.6	88.3	88.5	88.7	88.2	86.5	83.1	79.7	79.2	75.4	71.9	66.5



Preliminary Real-Time Prices with Forecasted and Actual System Load

	HE1	HE2	HE3	HE4	HE5	HE6	HE7	HE8	HE9	HE10	HE11	HE12	HE13	HE14	HE15	HE16	HE17	HE18	HE19	HE20	HE21	HE22	HE23	HE24
CINERGY.HUB	25.40	19.77	20.30	20.56	37.29	28.13	25.90	50.25	35.98	85.63	105.26	170.17	113.00	122.87	105.71	136.11	100.87	73.98	127.16	68.76	109.74	67.89	23.71	23.19
FE.HUB	25.66	19.97	20.46	20.71	36.36	28.52	26.36	51.22	36.84	88.05	108.36	176.38	117.42	127.86	109.50	139.89	102.69	74.61	63.27	69.42	110.61	68.26	23.86	23.39
ILLINOIS.HUB	24.97	19.25	17.74	19.99	38.50	27.16	24.94	48.45	34.66	82.42	101.61	163.85	108.97	119.29	103.21	133.67	99.27	72.83	124.67	67.37	107.86	66.95	23.27	22.58
MICHIGAN.HUB	26.42	20.56	21.06	21.33	42.71	29.59	27.20	52.48	37.38	89.26	109.80	176.65	116.28	126.58	108.34	138.32	101.94	74.27	121.22	70.69	113.67	70.14	24.71	24.17
MINN.HUB	13.63	16.57	12.28	10.46	2.29	21.20	23.27	47.37	33.99	79.86	97.73	157.17	104.72	114.24	99.59	130.60	97.64	71.70	122.93	67.01	97.03	58.37	19.65	9.00
WPS	25.59	20.84	24.99	36.47	12.40	36.51	28.12	51.28	36.55	85.44	103.20	168.74	112.58	123.59	107.18	138.67	103.35	76.27	129.48	70.60	135.49	90.13	23.99	23.16
Forecasted(GW)	64.3	61.5	59.6	58.9	59.9	62.8	67.9	72.1	76.4	80.4	84.1	86.7	88.8	90.4	91.0	91.0	90.3	88.3	86.3	83.5	82.4	79.4	73.8	67.5
(RT) - (DA Load)	#DIV/0!	#DIV/0!	#DIV/0!	#DIV/0!	#DIV/0!	#DIV/0!	#DIV/0!	#DIV/0!	3.71	3.68	1.73	0.77	0.95	1.81	1.70	1.18	0.60	0.54	1.71	1.82	0.39	1.46	-0.62	-0.94



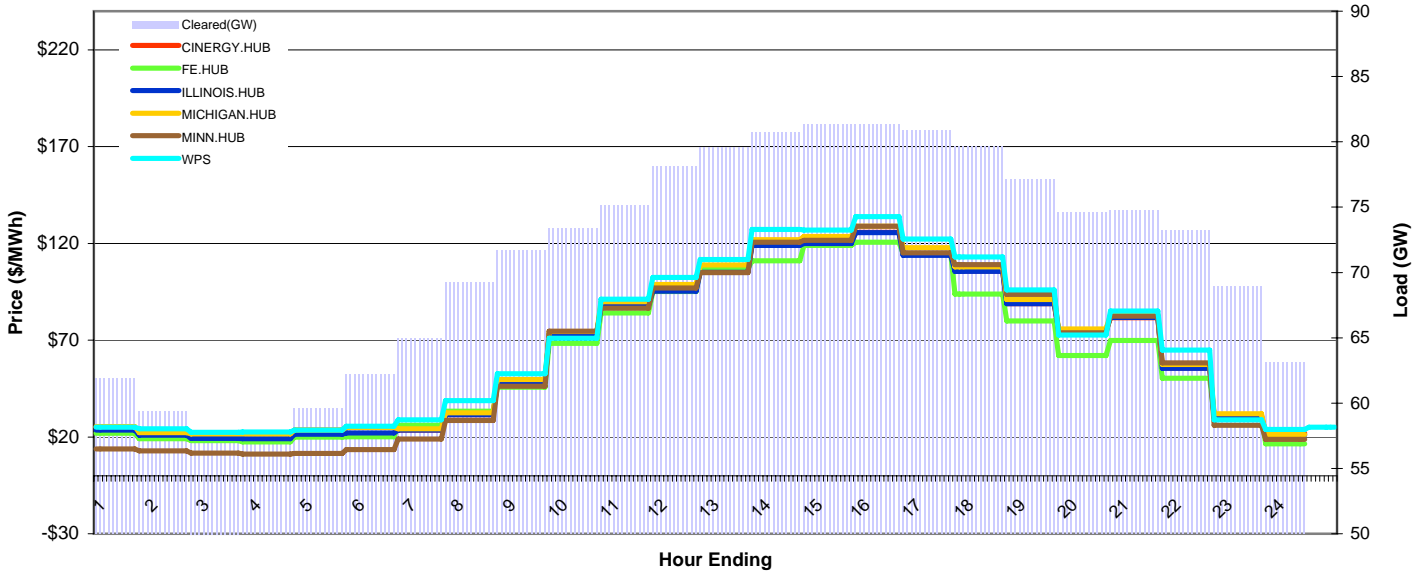
MISO Daily Report

Delivery Day: Wednesday, July 9, 2008

Price Color Codes: ≤0 ≥100 ≥200

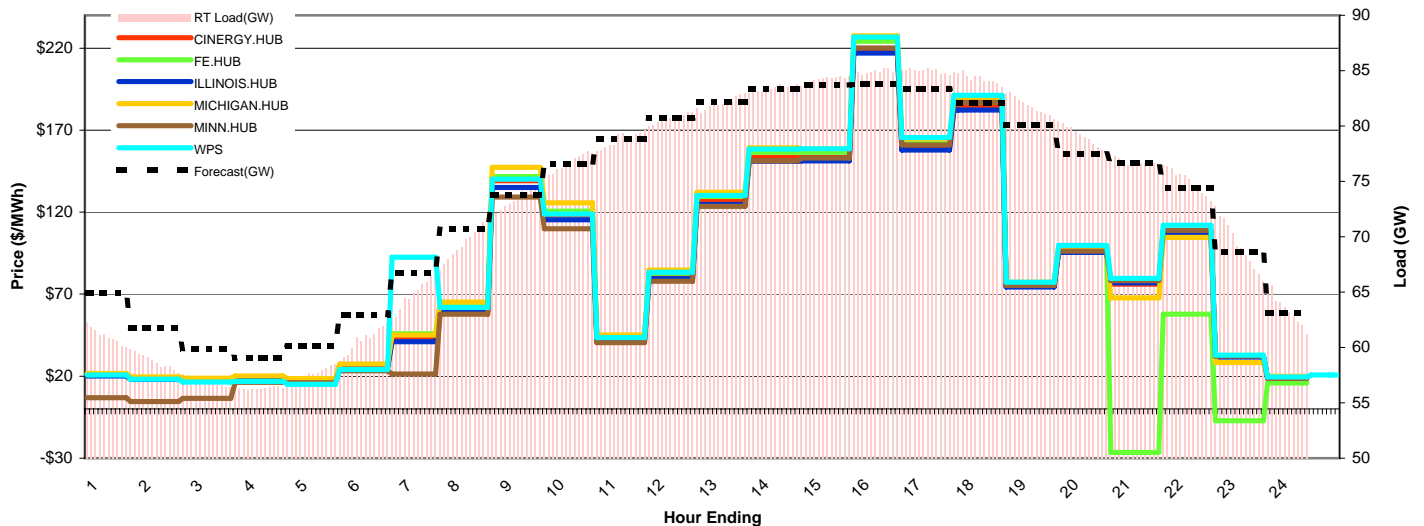
Day-Ahead Prices and Cleared Load

	HE1	HE2	HE3	HE4	HE5	HE6	HE7	HE8	HE9	HE10	HE11	HE12	HE13	HE14	HE15	HE16	HE17	HE18	HE19	HE20	HE21	HE22	HE23	HE24
CINERGY.HUB	24.97	22.00	21.49	21.67	23.57	25.28	23.52	31.56	49.02	73.33	88.31	96.52	106.29	120.00	120.41	125.79	114.31	105.81	88.81	74.69	81.65	55.60	31.02	21.98
FE.HUB	21.94	19.11	18.15	17.49	19.97	20.04	25.97	33.33	45.66	68.36	84.11	95.12	106.97	110.97	119.03	120.59	114.66	93.85	79.87	62.06	69.85	50.36	30.53	16.51
ILLINOIS.HUB	23.50	20.90	19.20	19.11	21.45	22.01	23.58	31.45	48.22	73.00	87.52	95.38	105.07	118.99	119.95	125.53	113.77	105.50	88.84	75.47	81.83	55.46	30.26	21.16
MICHIGAN.HUB	25.34	22.21	21.60	21.65	23.63	24.95	24.20	32.53	49.76	74.53	89.94	98.78	108.94	121.91	123.65	128.87	117.85	107.88	91.10	75.76	83.04	57.51	31.93	21.33
MINN.HUB	13.74	12.78	11.70	11.22	11.53	13.56	18.89	28.45	46.15	74.65	86.63	96.97	104.86	120.56	121.59	128.86	115.16	109.01	93.67	73.78	82.47	58.36	26.04	18.79
WPS	25.01	24.25	22.37	22.59	23.52	25.58	28.89	38.86	52.74	71.10	91.14	102.49	111.73	127.19	126.87	133.88	122.33	113.01	96.06	72.69	85.11	64.90	28.92	23.85
Cleared(GW)	61.9	59.4	57.7	57.7	59.6	62.2	64.9	69.2	71.7	73.4	75.1	78.1	79.6	80.7	81.3	81.3	80.9	79.6	77.1	74.6	74.8	73.2	68.9	63.1



Preliminary Real-Time Prices with Forecasted and Actual System Load

	HE1	HE2	HE3	HE4	HE5	HE6	HE7	HE8	HE9	HE10	HE11	HE12	HE13	HE14	HE15	HE16	HE17	HE18	HE19	HE20	HE21	HE22	HE23	HE24
CINERGY.HUB	20.73	18.67	17.99	19.15	17.59	26.04	42.74	61.78	139.07	118.31	42.74	81.03	126.92	153.40	153.29	219.64	159.66	184.29	75.04	96.49	76.10	107.51	32.11	19.15
FE.HUB	20.96	18.87	18.16	19.33	17.86	26.53	45.93	62.94	141.66	120.60	43.72	82.68	129.65	156.59	156.44	224.12	162.53	187.08	75.96	97.29	-26.46	57.77	-7.15	15.84
ILLINOIS.HUB	20.06	18.07	17.26	18.16	16.75	24.83	41.00	59.58	134.99	115.35	41.88	79.48	124.72	150.99	151.32	216.90	157.94	182.28	74.29	95.46	76.82	106.87	31.74	18.74
MICHIGAN.HUB	21.65	19.46	18.82	20.08	18.51	27.36	45.06	65.22	147.38	125.67	45.11	84.77	132.20	159.21	158.61	227.47	164.74	189.88	77.28	99.01	67.83	104.54	28.26	19.85
MINN.HUB	6.89	4.46	6.48	16.27	15.95	23.32	21.23	57.86	129.23	109.82	40.41	77.95	123.53	151.24	152.90	220.13	160.91	186.90	75.40	96.23	78.37	108.86	32.18	18.58
WPS	20.73	18.15	16.42	16.84	15.16	24.10	92.43	61.98	140.08	118.76	43.60	83.27	130.21	158.39	158.59	226.79	165.38	191.25	77.39	99.81	79.60	112.12	32.77	19.61
Forecasted(GW)	64.9	61.8	59.9	59.1	60.1	63.0	66.8	70.7	73.8	76.6	78.9	80.7	82.1	83.3	83.7	83.8	83.4	82.1	80.0	77.5	76.7	74.4	68.6	63.1
(RT) - (DA Load)	-0.81	-0.62	-0.89	-1.31	-2.07	-1.52	-0.14	0.20	1.69	3.21	3.63	2.63	2.51	2.66	2.90	3.64	4.13	4.72	4.71	4.52	2.02	1.85	0.37	0.35



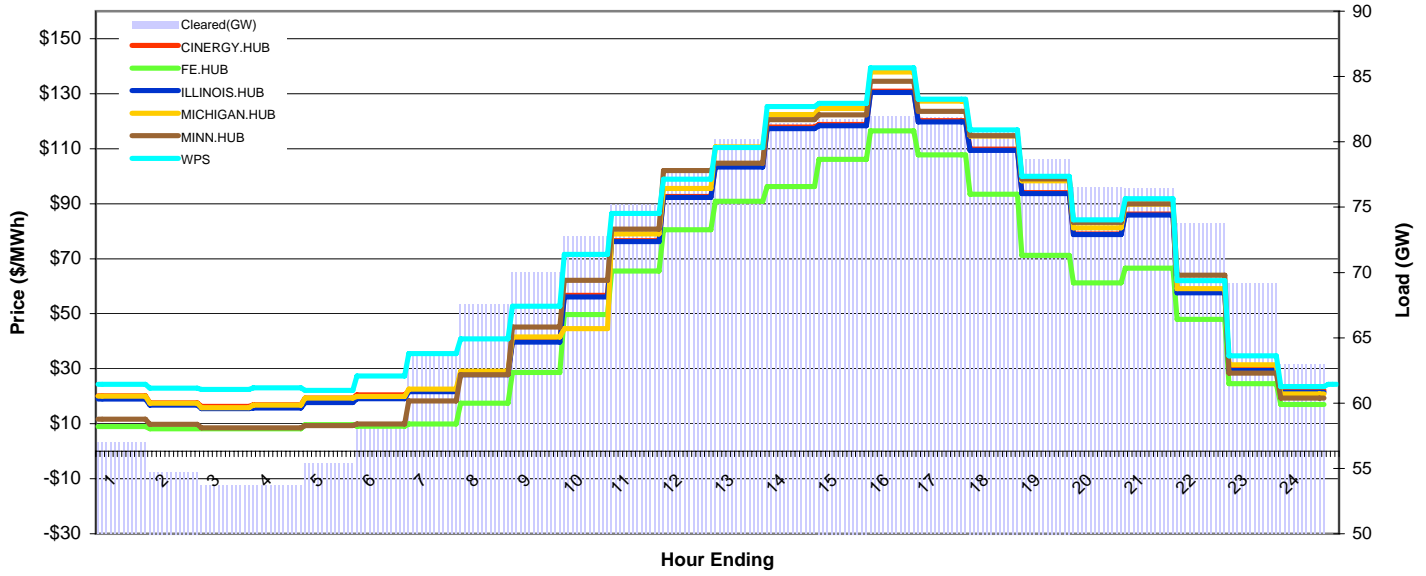
MISO Daily Report

Delivery Day: Thursday, July 10, 2008

Price Color Codes: <=0 >=100 >=200

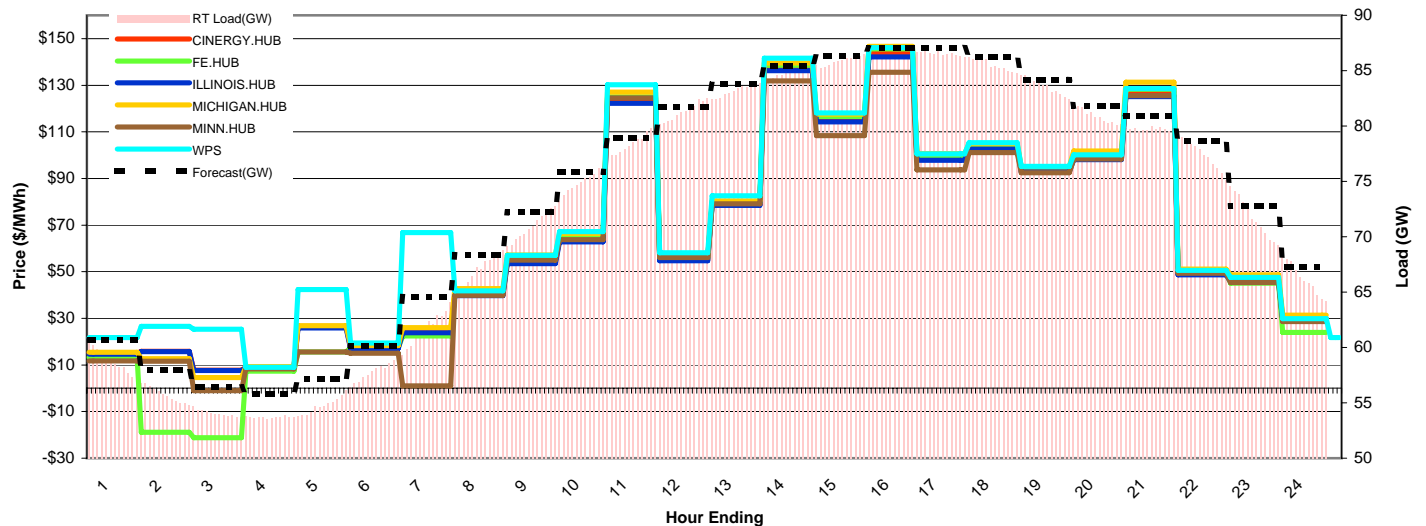
Day-Ahead Prices and Cleared Load

	HE1	HE2	HE3	HE4	HE5	HE6	HE7	HE8	HE9	HE10	HE11	HE12	HE13	HE14	HE15	HE16	HE17	HE18	HE19	HE20	HE21	HE22	HE23	HE24
CINERGY.HUB	20.14	17.54	16.28	16.91	19.39	20.54	21.87	28.07	40.12	56.63	76.62	92.68	103.70	117.83	118.79	130.89	120.19	109.81	94.08	79.07	86.22	57.86	30.37	22.13
FE.HUB	9.00	8.19	8.11	8.18	9.70	9.10	9.96	17.45	28.65	49.70	65.56	80.56	90.94	96.24	106.09	116.52	107.78	93.42	71.19	61.20	66.54	47.99	24.54	17.05
ILLINOIS.HUB	19.00	16.76	15.47	15.72	17.75	19.05	21.65	27.79	39.65	56.13	76.17	92.32	103.34	117.35	118.35	130.39	119.74	109.39	93.67	78.78	85.85	57.63	29.35	21.40
MICHIGAN.HUB	19.99	17.43	15.89	16.73	19.33	19.89	22.55	29.05	41.54	44.60	79.04	95.52	110.61	122.40	124.61	137.92	127.28	114.58	98.30	81.20	89.89	59.09	31.45	20.82
MINN.HUB	11.65	9.77	8.56	8.51	9.36	9.88	18.29	27.88	45.12	62.18	80.81	102.02	104.69	120.57	122.26	134.56	123.63	114.79	99.06	83.17	90.00	63.99	28.41	19.32
WPS	24.38	22.90	22.52	23.01	22.18	27.30	35.46	40.87	52.73	71.53	86.50	98.86	110.43	125.30	126.53	139.36	128.01	116.84	100.01	84.16	91.81	62.00	34.73	23.52
Cleared(GW)	57.0	54.7	53.7	53.7	55.4	58.3	63.8	67.6	70.0	72.7	75.2	77.8	80.2	81.4	81.7	81.9	81.9	81.1	78.7	76.5	76.4	73.8	69.1	62.9



Preliminary Real-Time Prices with Forecasted and Actual System Load

	HE1	HE2	HE3	HE4	HE5	HE6	HE7	HE8	HE9	HE10	HE11	HE12	HE13	HE14	HE15	HE16	HE17	HE18	HE19	HE20	HE21	HE22	HE23	HE24
CINERGY.HUB	14.97	15.84	7.69	8.98	26.53	17.56	24.47	40.83	54.42	63.55	123.55	55.11	78.76	136.91	115.28	143.92	99.04	103.75	93.96	99.46	127.11	49.31	46.69	29.97
FE.HUB	13.20	-18.90	-21.24	7.34	15.63	17.30	22.45	40.36	55.95	64.86	124.99	55.72	79.59	138.62	116.56	145.61	99.74	104.58	94.50	99.95	128.24	49.74	45.15	23.95
ILLINOIS.HUB	14.60	15.69	7.55	8.75	25.81	17.05	23.86	39.79	53.42	62.79	122.29	54.75	78.42	136.19	114.34	142.11	97.79	102.61	92.85	98.03	125.15	48.63	45.76	29.20
MICHIGAN.HUB	15.43	12.72	4.59	9.27	26.82	18.29	25.98	42.74	57.16	66.35	127.08	56.17	80.32	139.60	117.56	146.70	100.64	104.94	95.12	101.80	131.30	51.12	48.61	31.42
MINN.HUB	11.74	11.56	-1.07	8.30	15.58	15.01	1.09	39.92	55.01	63.76	124.60	56.06	79.08	131.91	108.33	135.50	93.76	101.08	92.40	98.42	125.57	49.31	45.37	28.67
WPS	21.75	26.55	25.27	8.97	42.41	19.49	66.78	41.81	57.03	67.22	130.28	58.07	82.53	141.57	118.12	146.11	100.60	105.40	95.21	100.12	128.59	50.52	47.61	29.88
Forecasted(GW)	60.7	58.0	56.4	55.8	57.2	60.1	64.6	68.4	72.2	75.8	78.9	81.7	83.8	85.4	86.3	87.0	87.1	86.3	84.2	81.8	80.9	78.6	72.7	67.3
(RT) - (DA Load)	1.75	1.04	0.39	0.04	-0.60	-0.47	-1.95	-0.63	0.92	2.19	3.23	3.51	3.10	3.40	4.15	4.71	4.67	4.45	4.93	4.41	3.27	3.72	2.60	3.28



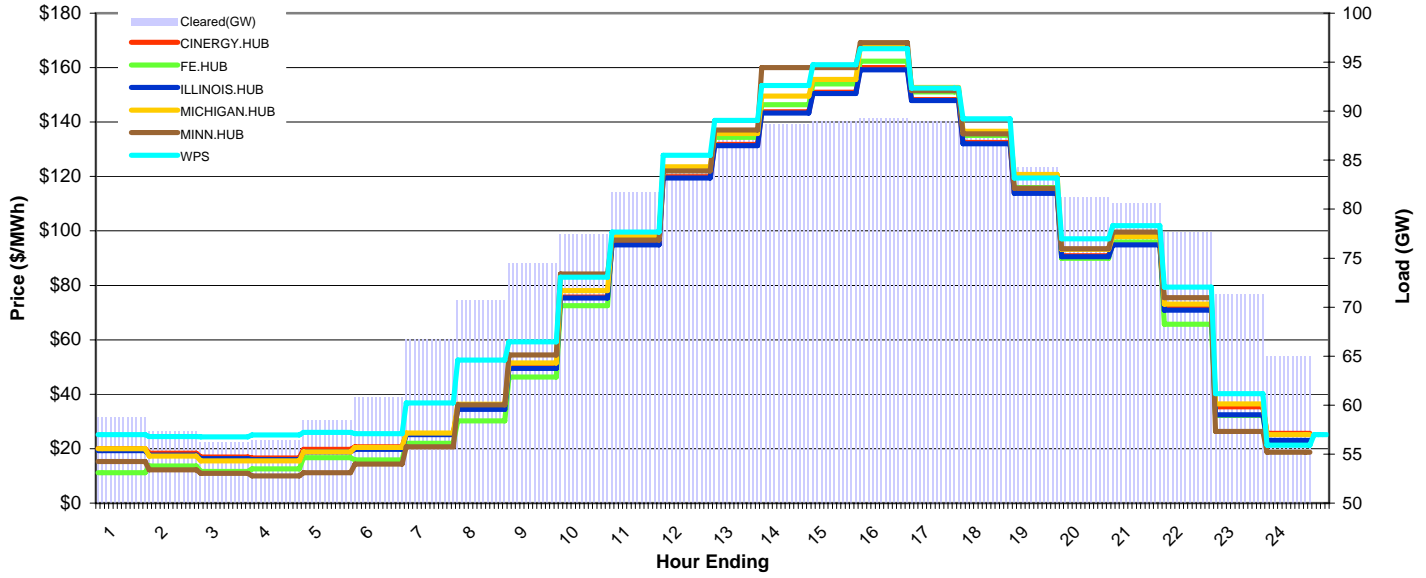
MISO Daily Report

Delivery Day: Friday, July 11, 2008

Price Color Codes: ≤0 ≥100 ≥200

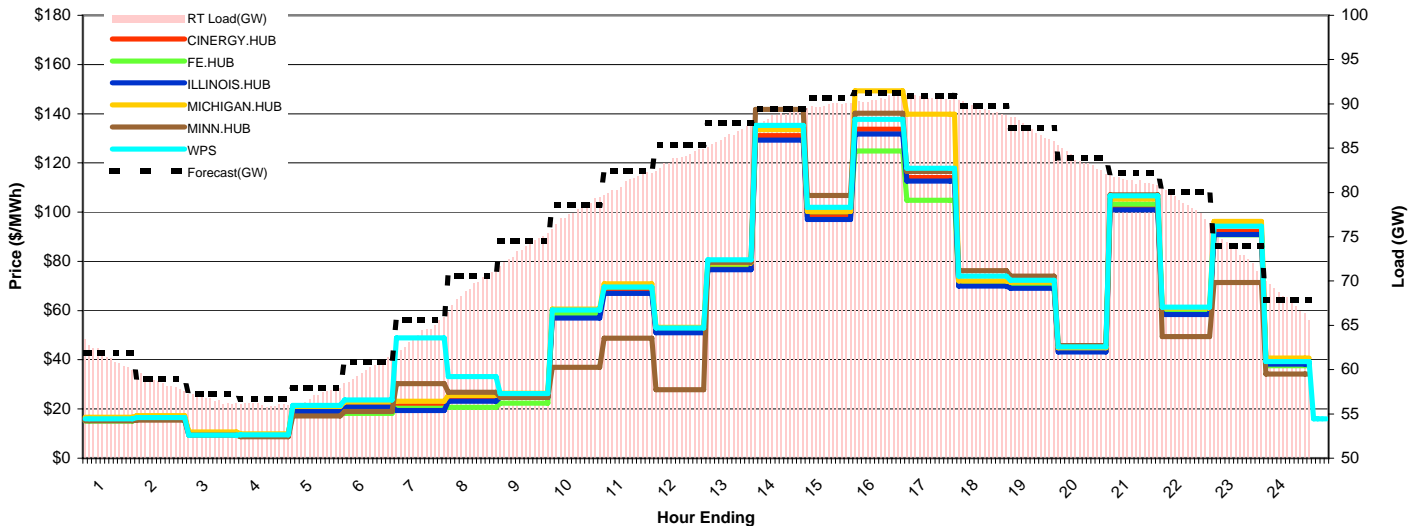
Day-Ahead Prices and Cleared Load

	HE1	HE2	HE3	HE4	HE5	HE6	HE7	HE8	HE9	HE10	HE11	HE12	HE13	HE14	HE15	HE16	HE17	HE18	HE19	HE20	HE21	HE22	HE23	HE24
CINERGY.HUB	19.93	18.32	16.98	16.61	19.75	20.66	25.32	35.00	49.80	75.69	95.08	119.91	131.80	143.83	151.01	160.00	148.27	132.56	114.32	90.84	95.21	71.89	35.40	25.66
FE.HUB	11.19	13.63	11.68	12.63	16.73	15.85	21.95	30.25	46.29	72.55	96.94	122.27	134.38	146.41	153.96	162.40	151.05	135.14	115.95	89.91	95.97	65.73	32.18	22.48
ILLINOIS.HUB	19.25	17.67	16.39	16.02	18.83	19.71	25.20	34.48	49.45	75.37	94.88	119.50	131.33	143.32	150.46	159.23	147.86	132.06	113.78	90.51	94.83	70.86	32.47	23.01
MICHIGAN.HUB	20.01	17.28	15.55	15.52	18.83	20.46	25.71	36.36	51.46	78.08	97.97	123.56	135.81	149.56	155.65	167.65	152.69	136.59	120.70	93.24	97.97	73.17	36.50	25.15
MINN.HUB	15.33	12.24	10.92	10.03	11.17	14.40	20.66	36.04	54.44	84.15	96.65	122.04	137.03	160.00	160.00	169.14	151.52	135.63	115.74	93.50	99.63	75.51	26.34	18.72
WPS	25.13	24.47	24.28	25.06	26.02	25.48	36.79	52.55	59.25	82.97	99.62	127.83	140.66	153.43	161.07	166.92	152.45	141.26	119.50	97.08	101.99	79.39	40.19	21.30
Cleared(GW)	58.7	57.3	56.2	56.4	58.4	60.7	66.7	70.7	74.5	77.4	81.8	84.4	87.2	88.6	89.0	89.2	89.0	88.0	84.3	81.2	80.6	77.6	71.2	65.0



Preliminary Real-Time Prices with Forecasted and Actual System Load

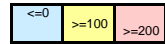
	HE1	HE2	HE3	HE4	HE5	HE6	HE7	HE8	HE9	HE10	HE11	HE12	HE13	HE14	HE15	HE16	HE17	HE18	HE19	HE20	HE21	HE22	HE23	HE24
CINERGY.HUB	15.95	16.59	10.28	9.57	20.28	21.93	21.35	24.08	25.25	58.21	68.23	51.55	77.36	131.13	98.38	133.73	114.05	70.45	69.75	43.61	102.43	59.08	92.18	38.89
FE.HUB	15.05	16.44	10.35	9.61	20.48	18.15	20.33	20.70	22.34	58.71	69.61	52.47	78.87	133.52	100.08	124.91	104.80	71.30	70.46	44.03	103.25	59.53	90.73	37.64
ILLINOIS.HUB	15.50	16.07	9.59	9.26	19.05	20.79	19.39	23.15	24.65	57.03	66.99	50.95	76.65	129.28	96.98	131.71	112.69	69.95	69.11	43.16	100.87	58.35	90.91	38.25
MICHIGAN.HUB	16.60	17.28	10.72	9.93	21.12	22.93	23.17	25.43	26.44	60.61	70.90	53.19	79.35	133.51	100.32	149.30	139.76	72.03	71.49	44.92	105.36	60.96	96.30	40.77
MINN.HUB	15.21	15.48	9.42	8.77	17.22	19.04	30.26	26.84	24.65	36.90	48.71	27.88	79.58	141.74	106.78	140.17	116.51	76.17	74.06	45.78	107.03	49.45	71.45	34.16
WPS	15.95	16.50	9.40	9.50	21.42	23.63	48.90	33.18	26.22	60.24	69.52	52.95	80.60	135.26	102.01	137.74	117.79	73.97	72.37	45.29	106.66	61.39	94.23	39.29
Forecasted(GW)	61.8	59.0	57.2	56.7	57.9	60.9	65.6	70.6	74.5	78.6	82.4	85.4	87.8	89.4	90.7	91.2	91.0	89.8	87.3	83.9	82.2	80.1	74.0	67.9
(RT) - (DA Load)	2.71	1.25	0.47	-0.36	-1.43	-0.75	-2.81	-1.44	-0.82	0.46	-0.64	-0.52	-0.76	0.08	0.89	1.30	1.73	1.48	2.86	2.37	0.70	1.03	2.15	2.91



MISO Daily Report

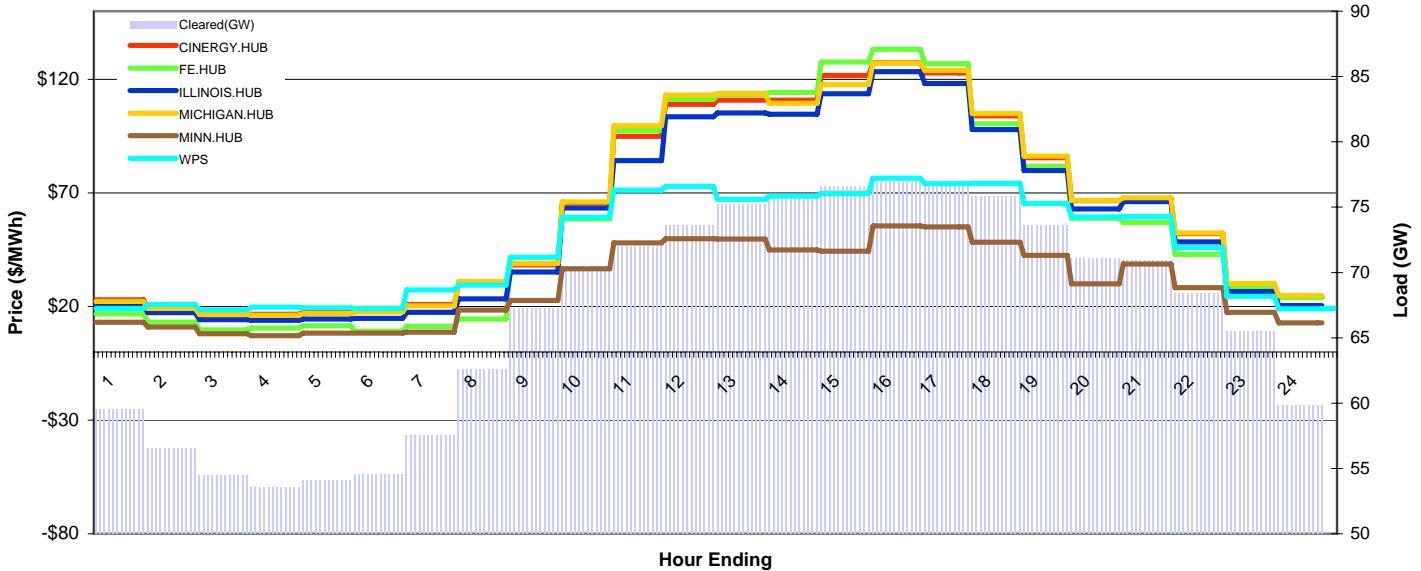
Delivery Day: Saturday, July 12, 2008

Price Color Codes:



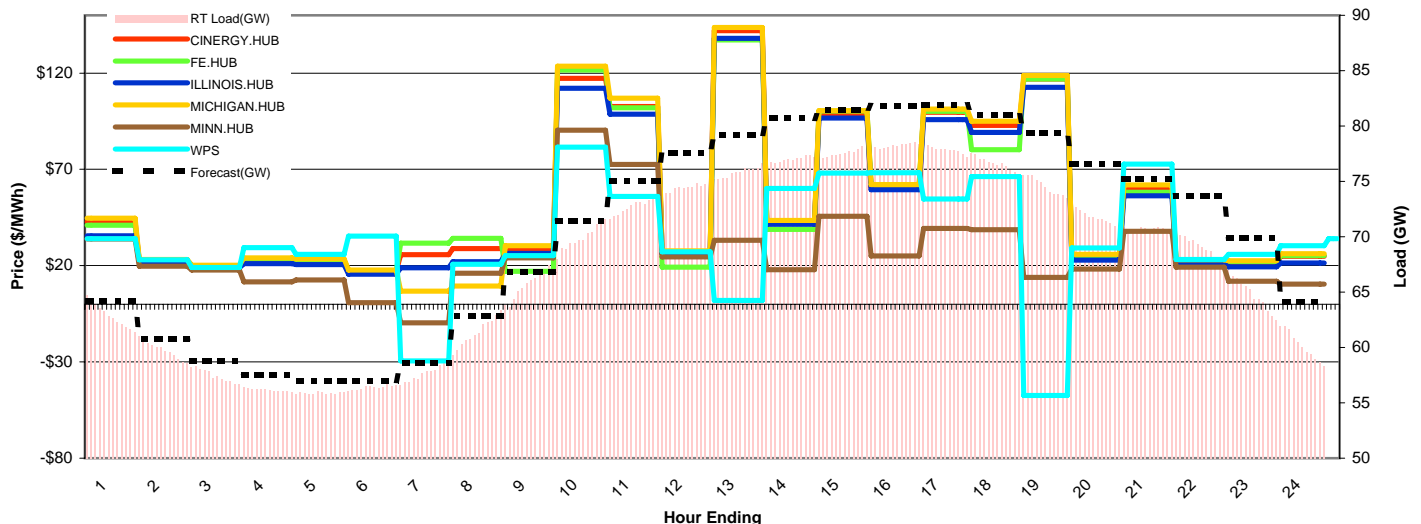
Day-Ahead Prices and Cleared Load

	HE1	HE2	HE3	HE4	HE5	HE6	HE7	HE8	HE9	HE10	HE11	HE12	HE13	HE14	HE15	HE16	HE17	HE18	HE19	HE20	HE21	HE22	HE23	HE24
CINERGY.HUB	23.02	19.28	16.66	16.60	17.38	17.93	20.87	29.65	38.34	65.65	95.00	109.00	110.84	110.91	121.62	127.26	122.75	103.97	85.49	66.58	67.47	52.07	29.42	24.20
FE.HUB	16.77	13.07	9.67	10.61	11.60	9.10	11.26	14.45	38.90	58.61	97.44	111.24	113.27	114.28	127.57	133.29	126.96	100.37	81.63	58.92	57.02	43.02	28.22	23.89
ILLINOIS.HUB	20.07	17.35	14.16	13.90	14.52	14.84	17.42	23.42	35.22	63.37	84.29	103.57	105.19	104.61	113.72	123.34	118.16	97.87	79.92	62.97	66.26	48.47	26.67	20.44
MICHIGAN.HUB	22.28	19.15	16.45	16.21	16.87	17.59	20.33	30.94	38.98	66.07	99.59	113.07	113.78	109.40	117.79	127.19	123.98	104.89	86.19	66.75	67.83	52.38	30.08	24.85
MINN.HUB	13.05	10.95	8.00	7.14	8.35	8.30	8.80	18.50	22.69	36.65	47.99	49.84	49.66	44.90	44.39	55.52	55.14	48.27	42.56	29.93	38.74	28.31	17.43	12.75
WPS	19.15	20.91	18.57	19.67	19.41	19.09	27.37	29.39	41.69	59.33	71.22	72.85	67.20	68.55	69.68	76.50	74.15	74.28	65.39	59.44	59.55	45.98	24.55	19.04
Cleared(GW)	59.5	56.5	54.4	53.5	54.1	54.5	57.5	62.5	67.3	70.3	72.0	73.6	75.2	75.9	76.6	77.0	76.9	75.8	73.6	71.1	70.9	68.4	65.5	59.9



Preliminary Real-Time Prices with Forecasted and Actual System Load

	HE1	HE2	HE3	HE4	HE5	HE6	HE7	HE8	HE9	HE10	HE11	HE12	HE13	HE14	HE15	HE16	HE17	HE18	HE19	HE20	HE21	HE22	HE23	HE24
CINERGY.HUB	42.74	22.39	19.45	23.15	22.68	17.10	25.74	28.82	28.59	117.29	102.68	26.91	142.09	41.94	98.30	60.58	99.57	92.80	116.92	25.45	60.57	21.88	21.29	24.89
FE.HUB	40.98	22.58	19.62	23.33	22.85	17.22	31.60	34.09	16.98	121.58	102.03	19.29	137.20	38.87	100.37	61.97	100.20	80.14	116.97	25.00	58.14	22.26	21.97	25.18
ILLINOIS.HUB	35.56	21.48	18.85	21.07	20.48	15.58	18.84	22.02	26.39	112.16	98.64	26.03	138.09	41.52	96.65	59.45	95.88	89.14	112.58	22.85	56.32	20.98	19.31	21.40
MICHIGAN.HUB	44.61	23.24	20.15	24.03	23.53	17.70	6.72	9.36	30.34	123.55	106.91	27.65	143.74	43.40	100.42	62.10	101.23	94.92	118.77	25.79	61.87	23.02	22.60	26.21
MINN.HUB	33.87	19.70	17.65	11.51	12.60	0.84	-9.69	16.10	24.11	90.31	72.58	24.55	33.09	17.96	45.56	25.09	39.32	38.58	13.91	18.22	37.80	19.13	11.90	10.40
WPS	33.92	23.11	19.04	29.42	25.91	35.37	-29.45	20.66	25.19	81.60	55.87	27.25	1.96	60.14	68.15	68.20	54.67	66.28	-47.35	29.24	72.80	23.24	25.80	30.28
Forecasted(GW)	64.2	60.7	58.8	57.5	56.9	57.0	58.6	62.8	66.9	71.4	75.0	77.5	79.2	80.7	81.4	81.8	81.9	81.0	79.4	76.6	75.2	73.7	69.9	64.1
(RT) - (DA Load)	3.40	3.28	3.03	2.66	1.79	1.86	0.20	-1.18	-1.49	-0.34	0.70	0.85	0.60	1.12	1.00	1.25	1.01	0.79	0.97	0.72	-0.20	0.69	-0.65	0.34



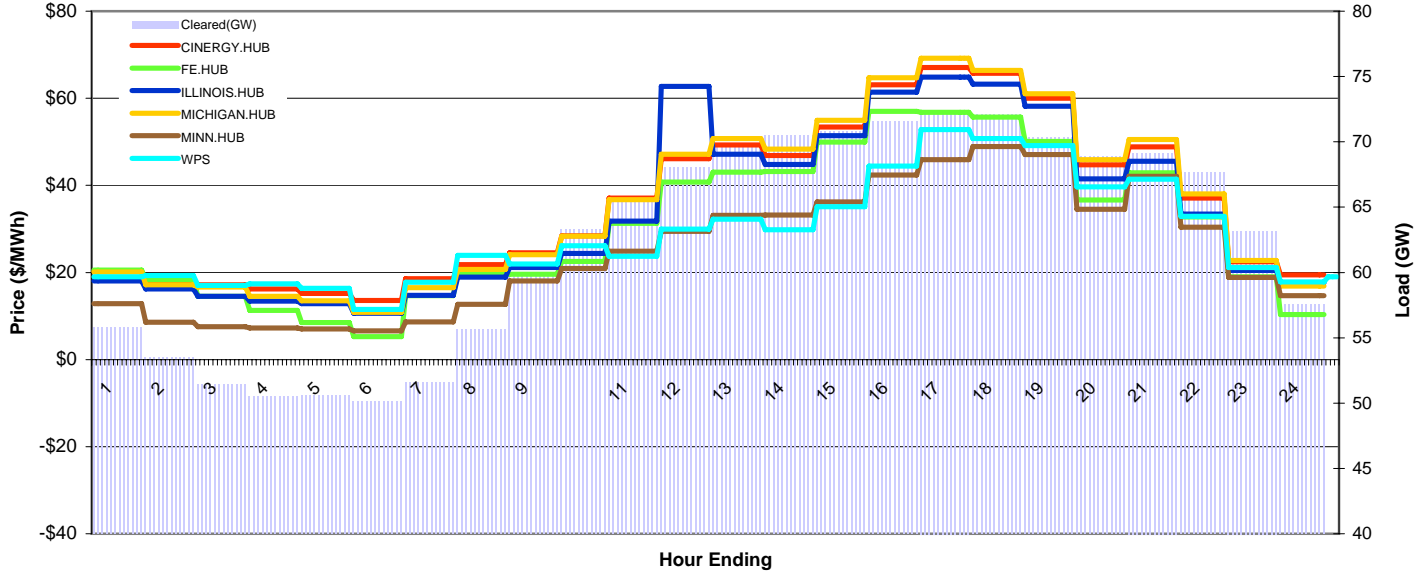
MISO Daily Report

Delivery Day: Sunday, July 13, 2008

Price Color Codes: ≤0 ≥100 ≥200

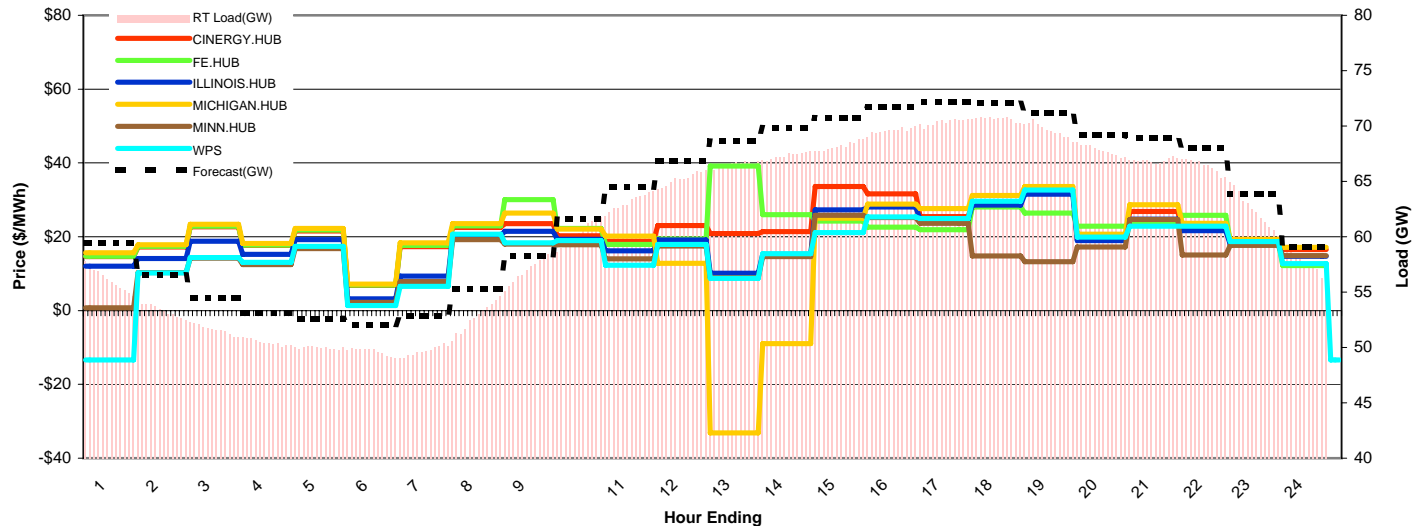
Day-Ahead Prices and Cleared Load

	HE1	HE2	HE3	HE4	HE5	HE6	HE7	HE8	HE9	HE10	HE11	HE12	HE13	HE14	HE15	HE16	HE17	HE18	HE19	HE20	HE21	HE22	HE23	HE24
CINERGY.HUB	20.36	17.96	17.19	16.21	15.22	13.60	18.60	21.83	24.50	28.45	37.06	46.14	49.27	46.89	53.39	63.08	67.07	65.77	60.00	44.70	48.82	37.10	22.45	19.48
FE.HUB	20.57	18.35	14.50	11.30	8.50	5.25	14.69	19.95	19.62	22.51	31.30	40.73	43.01	43.15	49.95	57.03	56.79	55.64	50.07	36.62	42.92	32.74	18.99	10.36
ILLINOIS.HUB	18.07	16.25	14.54	13.40	12.87	10.62	14.76	18.96	21.17	24.38	31.79	62.74	47.14	44.80	51.42	61.42	64.89	63.27	58.17	41.52	45.53	33.40	20.50	17.58
MICHIGAN.HUB	20.10	17.19	16.67	14.49	13.49	10.82	16.51	20.67	24.05	28.31	36.71	47.16	50.76	48.33	54.96	64.70	69.17	66.43	61.07	45.90	50.52	38.03	22.76	16.91
MINN.HUB	12.86	8.54	7.54	7.25	7.04	6.61	8.61	12.70	18.07	20.93	24.91	29.42	33.12	33.16	36.17	42.37	45.88	48.95	47.05	34.50	42.05	30.43	18.83	14.68
WPS	19.01	19.32	17.04	17.36	16.38	11.48	17.79	23.97	21.92	26.11	23.75	29.93	32.21	29.84	35.08	44.45	52.80	50.73	49.14	39.65	41.39	32.91	21.12	17.85
Cleared(GW)	55.8	53.5	51.4	50.5	50.6	50.1	51.6	55.6	59.8	63.3	65.7	68.0	69.6	70.5	70.8	71.6	72.3	72.1	70.3	68.9	69.1	67.7	63.2	57.6



Preliminary Real-Time Prices with Forecasted and Actual System Load

	HE1	HE2	HE3	HE4	HE5	HE6	HE7	HE8	HE9	HE10	HE11	HE12	HE13	HE14	HE15	HE16	HE17	HE18	HE19	HE20	HE21	HE22	HE23	HE24
CINERGY.HUB	14.66	17.24	22.65	17.63	21.56	6.80	17.28	22.49	23.56	20.23	18.81	23.00	20.83	21.43	33.57	31.64	25.48	29.08	32.65	19.33	26.83	21.94	18.51	16.54
FE.HUB	14.75	17.38	22.83	17.78	21.78	6.93	17.68	22.96	30.08	22.26	17.91	19.37	39.20	25.99	24.28	22.61	21.88	28.10	26.42	22.85	23.30	25.85	18.82	12.20
ILLINOIS.HUB	11.98	14.13	18.76	15.24	19.20	3.22	9.34	20.22	21.48	19.27	16.16	19.14	10.12	15.20	27.27	28.09	24.70	28.60	31.54	18.97	24.79	21.65	17.89	14.73
MICHIGAN.HUB	15.69	17.85	23.42	18.21	22.27	7.16	18.31	23.56	26.38	22.07	20.20	12.77	-33.13	-9.00	25.00	28.86	27.60	31.16	33.65	20.70	28.69	23.66	19.33	17.10
MINN.HUB	0.78	10.30	14.16	12.42	16.80	2.22	7.82	19.18	18.00	17.80	14.02	17.47	8.90	14.65	25.77	25.19	23.67	14.83	13.23	17.25	24.70	15.09	17.64	14.89
WPS	-13.34	10.19	14.33	13.06	17.41	1.39	6.58	20.73	18.32	18.93	12.27	17.90	8.70	15.39	21.17	25.39	24.92	29.64	32.68	19.89	22.86	22.90	18.73	12.69
Forecasted(GW)	59.4	56.6	54.4	53.1	52.6	52.1	52.8	55.3	58.3	61.6	64.5	66.8	68.6	69.9	70.8	71.7	72.1	72.1	71.2	69.2	68.9	68.0	63.9	59.1
(RT) - (DA Load)	0.34	-0.12	0.23	0.03	-0.63	-0.51	-1.91	-2.86	-2.81	-3.05	-2.51	-2.79	-3.10	-3.13	-2.58	-1.99	-1.90	-1.46	-0.70	-1.06	-2.25	-1.28	-0.72	0.21



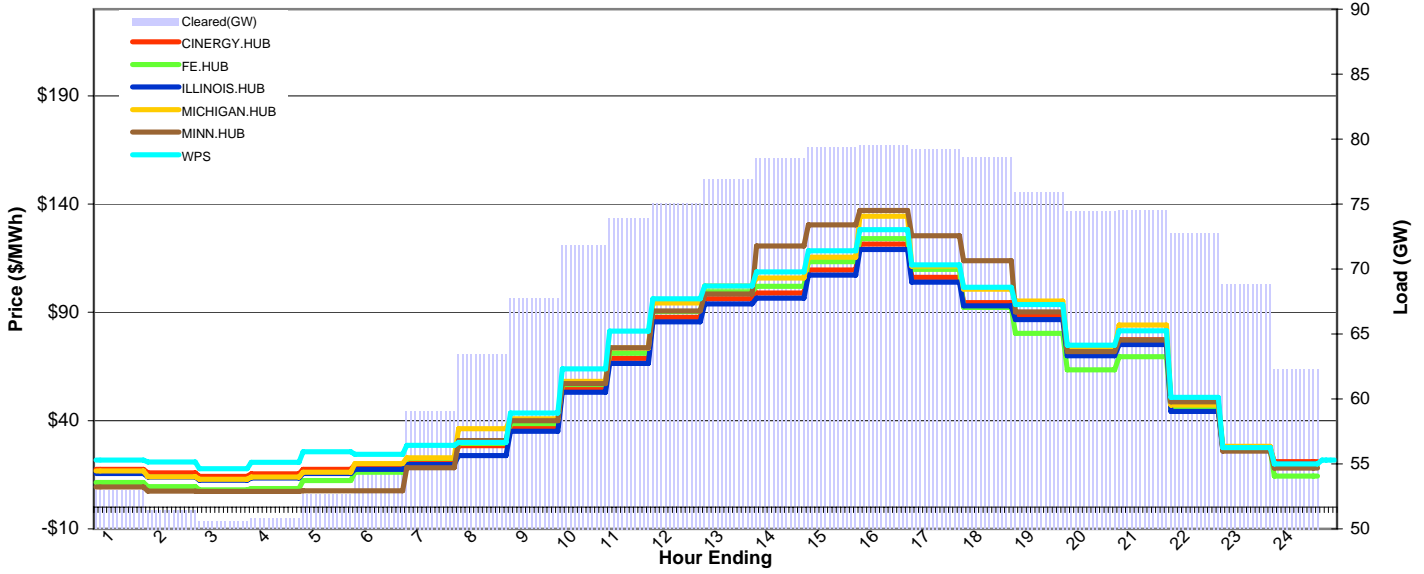
MISO Daily Report

Delivery Day: Monday, July 14, 2008

Price Color Codes: ≤0 ≥100 ≥200

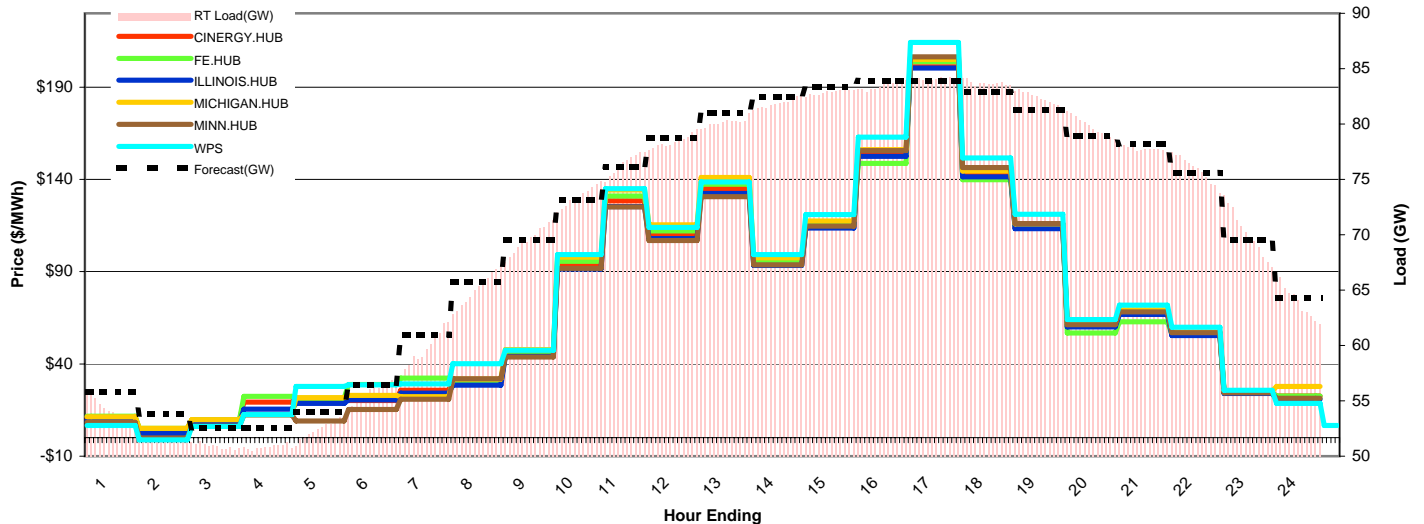
Day-Ahead Prices and Cleared Load

	HE1	HE2	HE3	HE4	HE5	HE6	HE7	HE8	HE9	HE10	HE11	HE12	HE13	HE14	HE15	HE16	HE17	HE18	HE19	HE20	HE21	HE22	HE23	HE24
CINERGY.HUB	17.53	15.79	14.26	15.42	17.44	19.69	21.79	28.38	37.13	54.81	68.73	87.71	96.22	98.90	109.54	121.53	106.11	94.44	88.52	71.49	77.29	45.47	27.29	21.10
FE.HUB	11.46	9.46	7.97	8.60	12.37	16.09	22.46	29.50	38.55	56.71	71.20	90.39	99.46	102.07	113.33	124.11	109.83	92.23	80.25	63.40	69.44	45.27	27.05	14.33
ILLINOIS.HUB	15.50	14.00	12.43	13.50	15.54	17.43	19.66	23.80	35.08	53.12	66.45	85.61	93.90	96.50	107.17	119.02	103.92	92.99	86.64	70.01	75.14	44.31	26.48	19.79
MICHIGAN.HUB	16.74	14.10	12.94	14.00	16.19	20.10	22.83	36.29	40.82	58.09	73.51	94.35	102.11	105.89	115.41	134.33	111.36	100.71	95.19	73.06	84.07	47.26	28.12	19.43
MINN.HUB	9.40	7.46	7.24	7.27	7.53	7.55	18.24	30.72	40.00	57.16	73.64	90.71	98.42	120.62	130.45	137.05	125.44	113.78	90.20	71.94	77.21	48.69	25.87	18.10
WPS	21.84	20.95	17.74	20.77	25.55	24.46	28.56	29.87	43.52	63.96	81.40	96.28	102.10	108.63	118.37	128.24	111.93	101.65	93.53	74.81	81.54	50.73	27.52	20.03
Cleared(GW)	52.9	51.5	50.6	50.8	52.6	55.2	59.1	63.5	67.7	71.9	73.9	75.0	76.9	78.5	79.3	79.5	79.2	78.6	75.9	74.5	74.5	72.8	68.8	62.3



Preliminary Real-Time Prices with Forecasted and Actual System Load

	HE1	HE2	HE3	HE4	HE5	HE6	HE7	HE8	HE9	HE10	HE11	HE12	HE13	HE14	HE15	HE16	HE17	HE18	HE19	HE20	HE21	HE22	HE23	HE24
CINERGY.HUB	10.96	4.98	9.54	19.32	21.07	20.23	25.72	29.67	45.55	93.66	128.35	110.10	134.91	94.51	114.49	152.99	201.06	142.09	113.80	60.58	67.42	55.72	24.44	22.66
FE.HUB	11.63	5.02	9.60	22.48	21.35	28.79	32.24	30.37	45.03	95.56	130.97	112.01	137.42	95.82	115.53	148.60	203.79	139.84	114.62	56.75	62.84	56.13	24.08	22.55
ILLINOIS.HUB	9.23	2.39	8.10	15.54	18.60	20.45	24.08	28.46	44.10	91.51	125.27	107.89	132.29	93.32	113.56	152.56	200.36	141.35	113.22	60.10	66.77	55.33	24.04	20.95
MICHIGAN.HUB	11.39	5.10	9.78	12.58	21.72	22.92	22.17	31.74	47.83	97.92	134.27	115.42	141.03	97.45	117.47	156.10	205.03	144.46	115.88	61.86	69.22	57.28	25.26	27.76
MINN.HUB	8.37	-0.16	6.25	12.32	9.12	15.28	20.94	32.05	43.76	91.85	125.05	106.93	130.61	93.71	114.76	155.62	206.44	146.48	116.10	61.34	68.20	56.89	24.39	21.45
WPS	6.68	-1.19	6.21	12.57	27.80	28.63	29.19	40.13	47.37	99.28	135.00	114.03	138.57	99.32	120.87	162.86	214.25	151.64	121.07	64.03	71.85	59.81	25.66	18.66
Forecasted(GW)	55.8	53.8	52.5	52.5	54.0	56.5	60.9	65.8	69.6	73.1	76.1	78.8	81.0	82.5	83.4	83.9	83.8	82.9	81.3	78.9	78.2	75.6	69.5	64.3
(RT) - (DA Load)	1.23	0.54	0.33	0.07	-0.16	0.57	0.63	1.62	1.87	1.61	2.49	3.40	3.25	3.35	3.50	3.94	4.86	5.14	6.43	5.38	3.31	3.14	1.37	1.69



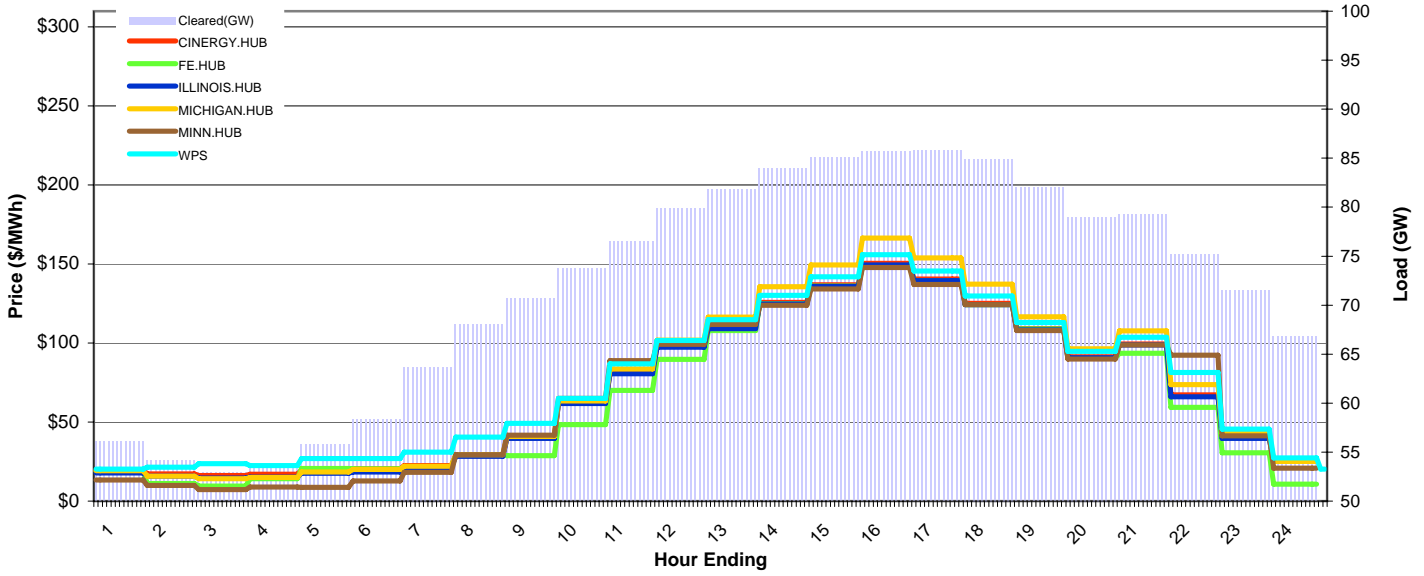
MISO Daily Report

Delivery Day: Tuesday, July 15, 2008

Price Color Codes: ≤0 ≥100 ≥200

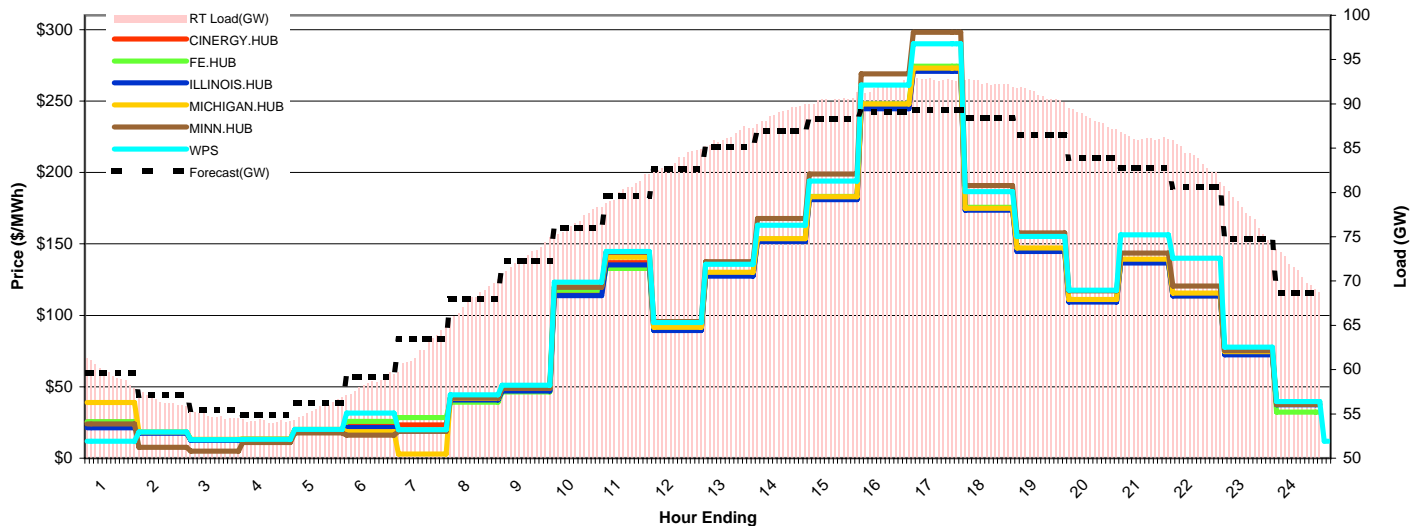
Day-Ahead Prices and Cleared Load

	HE1	HE2	HE3	HE4	HE5	HE6	HE7	HE8	HE9	HE10	HE11	HE12	HE13	HE14	HE15	HE16	HE17	HE18	HE19	HE20	HE21	HE22	HE23	HE24
CINERGY.HUB	19.35	17.27	16.16	16.98	19.55	20.35	22.44	28.76	40.12	62.19	81.29	98.07	109.94	125.67	136.89	150.52	140.46	125.21	109.04	91.28	99.40	67.21	40.97	26.00
FE.HUB	18.82	11.22	9.44	14.25	20.58	20.54	21.89	29.16	28.67	48.44	70.09	89.68	108.00	124.88	135.98	149.06	139.43	124.27	108.96	90.23	93.49	59.28	30.52	10.81
ILLINOIS.HUB	17.78	15.77	14.64	15.27	17.53	18.50	21.06	28.29	39.62	61.76	80.52	97.41	109.13	124.81	135.96	149.49	139.50	124.35	108.30	90.66	98.72	65.93	39.70	25.34
MICHIGAN.HUB	19.33	15.72	14.26	15.06	18.38	19.99	22.06	29.45	41.00	63.37	83.72	101.91	116.35	135.57	149.48	166.34	153.90	137.29	116.57	96.41	107.79	73.66	42.73	25.07
MINN.HUB	13.40	9.99	7.36	8.89	8.67	12.76	18.32	29.27	41.66	65.05	88.97	99.16	111.71	123.99	134.26	147.76	136.98	124.26	107.84	89.89	98.77	92.37	41.40	20.94
WPS	20.19	21.52	23.72	22.47	26.84	26.95	31.04	40.46	49.25	65.02	86.86	101.66	114.72	130.23	141.84	155.99	145.54	129.86	113.04	94.75	103.62	81.30	45.49	27.35
Cleared(GW)	56.1	54.2	52.9	53.7	55.8	58.3	63.7	68.1	70.7	73.8	76.5	79.9	81.8	84.0	85.1	85.7	85.7	84.9	82.0	79.0	79.2	75.2	71.5	66.8



Preliminary Real-Time Prices with Forecasted and Actual System Load

	HE1	HE2	HE3	HE4	HE5	HE6	HE7	HE8	HE9	HE10	HE11	HE12	HE13	HE14	HE15	HE16	HE17	HE18	HE19	HE20	HE21	HE22	HE23	HE24
CINERGY.HUB	25.32	18.03	12.89	13.15	19.66	23.38	23.28	42.10	47.81	115.65	136.75	89.92	128.12	152.13	181.40	245.35	271.93	174.40	145.79	110.09	137.33	113.72	72.77	38.02
FE.HUB	25.57	18.06	12.89	13.14	19.68	25.78	28.51	39.11	46.36	117.60	132.85	89.63	129.25	153.45	183.13	247.86	274.40	175.62	146.54	110.58	137.58	113.87	72.86	32.23
ILLINOIS.HUB	21.18	17.49	12.52	12.73	18.93	21.58	18.94	40.83	46.98	113.75	135.26	89.47	127.52	151.73	180.98	244.54	270.86	173.60	144.67	109.35	136.63	113.58	72.25	37.43
MICHIGAN.HUB	38.97	18.45	13.16	13.44	20.17	18.70	2.95	41.87	49.61	120.20	140.74	91.56	130.04	153.72	183.02	247.85	273.08	174.98	147.10	111.15	139.42	115.64	74.56	39.49
MINN.HUB	24.03	7.72	4.84	11.05	17.64	16.05	18.78	42.01	48.93	119.58	143.97	95.60	137.51	167.87	198.96	269.05	298.22	190.79	157.64	117.17	143.59	120.56	75.28	37.72
WPS	11.80	18.28	13.01	13.19	20.11	31.51	20.00	44.34	51.03	123.12	144.66	95.04	135.65	163.02	193.88	261.19	290.16	186.58	155.27	117.65	156.25	140.10	77.72	39.54
Forecasted(GW)	59.6	57.1	55.5	54.9	56.2	59.2	63.4	68.0	72.2	76.0	79.6	82.6	85.1	87.0	88.3	89.0	89.3	88.4	86.5	83.8	82.8	80.6	74.7	68.6
(RT) - (DA Load)	3.44	2.35	1.87	0.50	-0.15	0.10	-1.39	-0.08	2.09	3.02	3.91	3.75	4.55	4.97	5.38	6.33	6.98	7.42	9.01	9.28	6.94	8.59	5.99	4.26



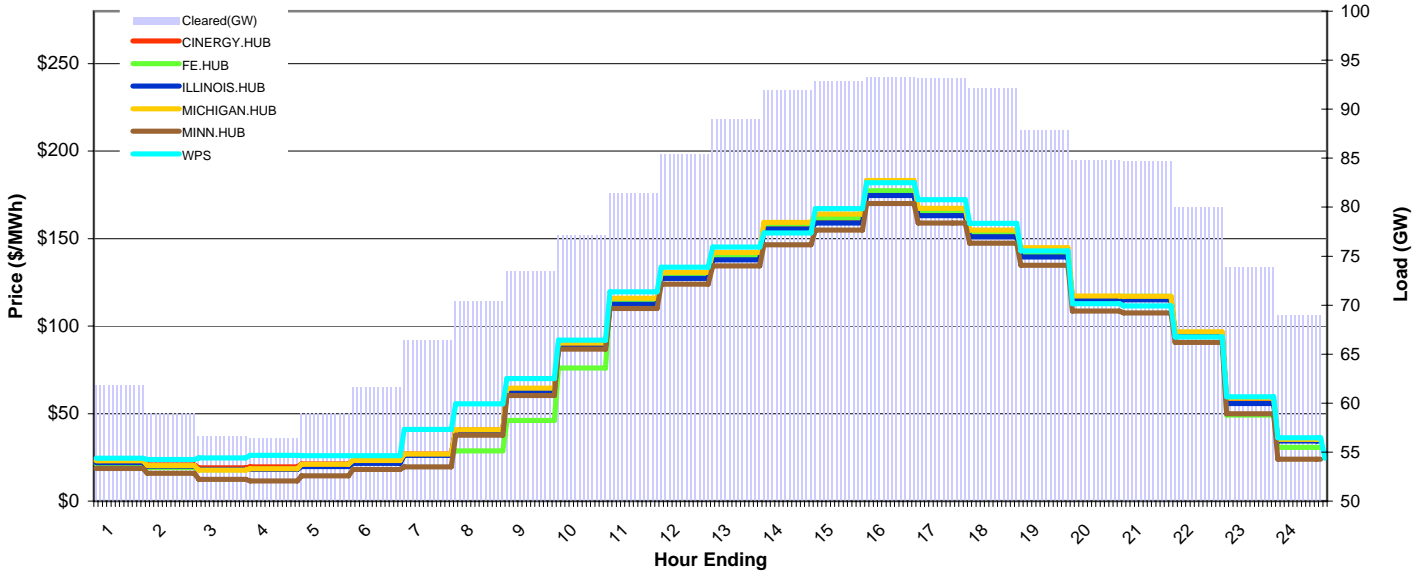
MISO Daily Report

Delivery Day: Wednesday, July 16, 2008

Price Color Codes: ≤0 ≥100 ≥200

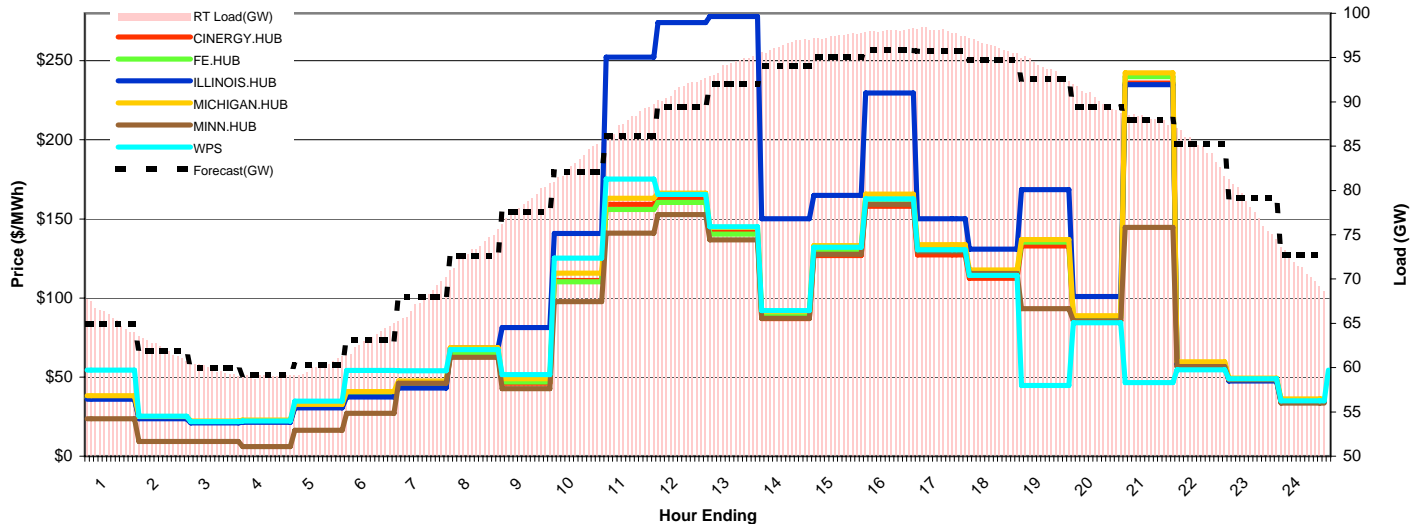
Day-Ahead Prices and Cleared Load

	HE1	HE2	HE3	HE4	HE5	HE6	HE7	HE8	HE9	HE10	HE11	HE12	HE13	HE14	HE15	HE16	HE17	HE18	HE19	HE20	HE21	HE22	HE23	HE24
CINERGY.HUB	23.02	20.59	19.00	19.54	21.17	23.11	26.93	40.62	63.32	88.27	113.17	128.19	138.80	156.50	159.82	175.68	164.02	151.95	140.46	115.67	115.78	95.14	57.19	34.97
FE.HUB	21.32	19.15	17.87	18.27	20.77	22.97	26.58	28.74	46.03	76.12	114.31	129.62	140.39	158.37	161.82	177.47	166.11	153.89	141.57	116.95	117.05	96.13	49.24	30.68
ILLINOIS.HUB	22.01	20.01	18.16	18.19	19.79	21.58	26.23	40.17	62.91	87.68	112.41	127.33	137.87	155.50	158.88	174.59	163.07	151.07	139.50	114.85	114.95	94.79	55.74	34.35
MICHIGAN.HUB	23.13	20.35	17.83	18.54	20.99	23.30	26.81	40.75	64.49	90.33	115.89	130.77	142.18	159.33	164.01	183.31	167.29	154.96	144.88	117.22	117.06	96.81	58.91	35.35
MINN.HUB	18.58	15.90	12.51	11.45	14.39	18.15	19.51	37.74	60.41	86.88	110.18	124.06	134.34	146.41	154.91	170.17	159.01	147.32	134.76	108.65	107.57	90.70	49.85	23.92
WPS	24.58	23.71	24.71	26.10	26.03	25.93	40.95	55.69	70.04	91.96	119.55	133.68	145.18	153.19	167.10	182.02	172.25	158.79	143.09	112.86	111.47	93.74	59.56	36.26
Cleared(GW)	61.8	58.9	56.6	56.4	59.0	61.5	66.4	70.4	73.5	77.1	81.5	85.4	88.9	91.9	92.8	93.3	93.1	92.1	87.8	84.8	84.7	79.9	73.8	69.0



Preliminary Real-Time Prices with Forecasted and Actual System Load

	HE1	HE2	HE3	HE4	HE5	HE6	HE7	HE8	HE9	HE10	HE11	HE12	HE13	HE14	HE15	HE16	HE17	HE18	HE19	HE20	HE21	HE22	HE23	HE24
CINERGY.HUB	36.60	24.10	21.39	21.95	31.36	38.66	44.45	64.35	46.13	111.12	159.29	163.56	141.47	87.00	126.88	157.95	127.34	112.55	132.89	85.54	235.83	57.94	47.94	34.73
FE.HUB	36.77	24.23	21.47	22.02	31.58	39.13	45.21	65.36	46.86	110.34	156.06	160.39	140.46	89.09	130.18	162.39	130.79	115.52	135.44	87.41	239.86	58.89	48.60	35.37
ILLINOIS.HUB	35.95	23.59	20.94	21.45	30.48	37.43	43.06	68.46	81.31	140.86	252.28	274.07	278.07	150.07	164.91	229.61	150.11	130.95	168.49	100.99	234.85	57.98	47.52	34.10
MICHIGAN.HUB	38.33	25.05	22.21	22.79	32.82	40.86	47.50	68.66	48.98	115.75	163.06	166.32	144.63	91.38	133.11	165.69	133.79	117.79	136.97	88.88	242.37	59.71	49.43	36.16
MINN.HUB	23.66	9.30	9.27	6.11	16.44	27.10	46.06	62.57	42.78	97.77	141.11	152.69	136.79	87.20	127.76	159.32	129.20	115.59	93.29	85.52	144.68	56.60	48.32	33.55
WPS	54.32	25.31	21.77	22.27	34.76	54.18	53.93	67.45	51.52	125.16	175.16	165.46	145.12	92.08	132.11	162.65	130.43	114.21	44.71	84.39	46.52	54.64	48.93	35.05
Forecasted(GW)	64.9	61.9	59.9	59.2	60.3	63.1	68.0	72.6	77.5	82.1	86.1	89.4	92.0	94.0	95.1	95.8	95.7	94.7	92.5	89.4	88.0	85.3	79.2	72.8
(RT) - (DA Load)	3.85	3.25	3.24	2.67	1.05	1.73	1.24	2.95	5.13	6.19	6.50	6.07	5.35	4.52	4.61	4.80	4.85	4.19	6.03	5.55	3.41	4.80	4.03	2.18



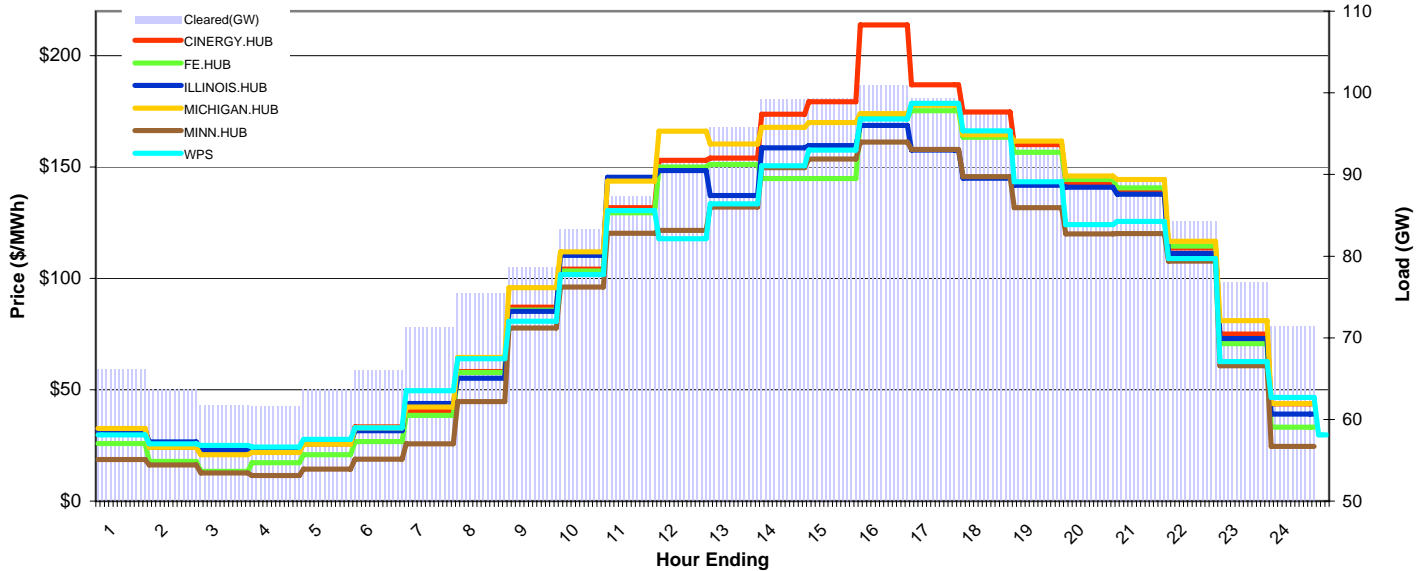
MISO Daily Report

Delivery Day: Thursday, July 17, 2008

Price Color Codes: ≤0 ≥100 ≥200

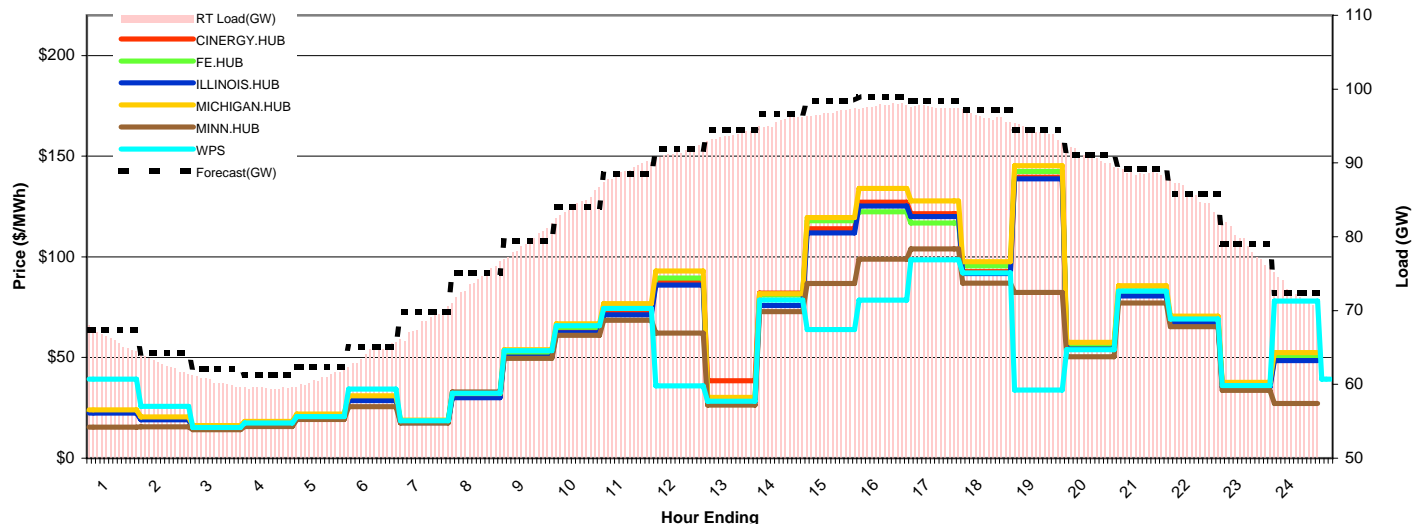
Day-Ahead Prices and Cleared Load

	HE1	HE2	HE3	HE4	HE5	HE6	HE7	HE8	HE9	HE10	HE11	HE12	HE13	HE14	HE15	HE16	HE17	HE18	HE19	HE20	HE21	HE22	HE23	HE24
CINERGY.HUB	32.42	24.21	21.18	22.21	25.68	33.37	40.53	58.14	87.03	104.12	131.74	153.09	154.03	173.67	179.36	213.84	187.02	174.70	160.09	142.95	139.70	113.68	75.00	43.68
FE.HUB	25.83	17.84	13.33	17.24	20.79	26.74	38.56	57.80	85.82	103.35	129.51	150.00	151.19	144.90	144.78	172.16	175.28	163.41	156.69	144.41	140.73	114.58	70.69	33.13
ILLINOIS.HUB	31.59	26.59	22.83	22.99	25.89	31.62	43.83	55.15	85.24	110.42	145.46	148.39	137.26	158.66	159.62	168.66	157.63	145.00	141.83	140.96	137.82	111.15	72.94	39.14
MICHIGAN.HUB	32.56	24.14	20.90	21.84	25.55	32.89	42.31	64.48	95.79	112.01	143.71	166.09	160.36	167.83	170.02	174.02	177.75	164.56	161.69	145.97	144.44	116.65	81.07	43.82
MINN.HUB	18.74	16.30	12.69	11.54	14.39	18.76	25.66	44.74	77.76	96.19	120.29	121.57	132.01	149.75	153.66	161.23	157.86	145.77	131.77	120.05	120.12	107.72	60.78	24.60
WPS	29.80	25.69	24.93	24.34	27.77	32.86	49.64	63.99	80.71	101.74	130.50	117.80	133.56	150.57	157.69	171.61	178.67	166.23	143.44	124.10	125.61	108.98	62.67	46.59
Cleared(GW)	66.1	63.7	61.7	61.6	63.7	66.0	71.3	75.4	78.6	83.3	87.3	91.6	95.8	99.1	99.4	100.9	99.2	97.8	94.0	88.8	89.1	84.3	76.8	71.4



Preliminary Real-Time Prices with Forecasted and Actual System Load

	HE1	HE2	HE3	HE4	HE5	HE6	HE7	HE8	HE9	HE10	HE11	HE12	HE13	HE14	HE15	HE16	HE17	HE18	HE19	HE20	HE21	HE22	HE23	HE24
CINERGY.HUB	22.96	19.64	15.43	17.53	20.93	29.61	18.05	30.53	51.01	63.26	72.70	87.27	38.49	82.08	114.01	127.23	121.45	92.62	139.64	54.65	81.24	67.37	35.83	49.49
FE.HUB	23.43	19.98	15.66	17.79	21.30	30.21	18.47	31.23	52.38	64.99	75.00	89.53	28.82	81.11	117.97	122.33	116.76	95.48	142.36	55.93	83.14	68.71	36.59	50.49
ILLINOIS.HUB	22.38	19.08	14.97	16.97	20.25	28.66	17.65	30.08	50.18	62.38	71.20	85.96	28.02	75.77	111.97	125.29	120.00	91.69	138.78	54.26	80.64	66.97	35.15	48.48
MICHIGAN.HUB	23.95	20.50	16.15	18.32	21.90	31.03	18.90	32.08	53.88	66.74	76.75	93.02	30.22	81.65	119.48	134.02	127.81	97.58	145.26	57.56	85.60	70.51	37.65	52.43
MINN.HUB	15.47	15.64	14.11	15.81	19.21	25.63	17.41	32.90	49.53	61.04	68.51	62.11	26.36	72.86	86.83	98.83	103.94	86.88	82.37	50.46	77.05	65.26	33.73	27.16
WPS	39.32	25.74	15.29	17.44	20.74	34.32	18.57	32.20	53.39	65.79	74.38	35.95	28.28	78.53	63.94	78.45	98.48	92.08	33.80	53.89	82.92	69.20	36.12	77.97
Forecasted(GW)	67.4	64.2	62.1	61.3	62.3	65.1	69.9	75.1	79.5	84.1	88.4	91.9	94.5	96.7	98.4	99.0	98.4	97.2	94.5	91.1	89.2	85.8	78.9	72.3
(RT) - (DA Load)	-0.05	-1.08	-1.34	-2.08	-2.93	-1.86	-3.08	-1.49	0.67	1.16	1.65	-0.03	-2.03	-3.54	-2.58	-3.14	-1.72	-1.55	0.22	2.09	-0.44	1.25	2.15	0.94



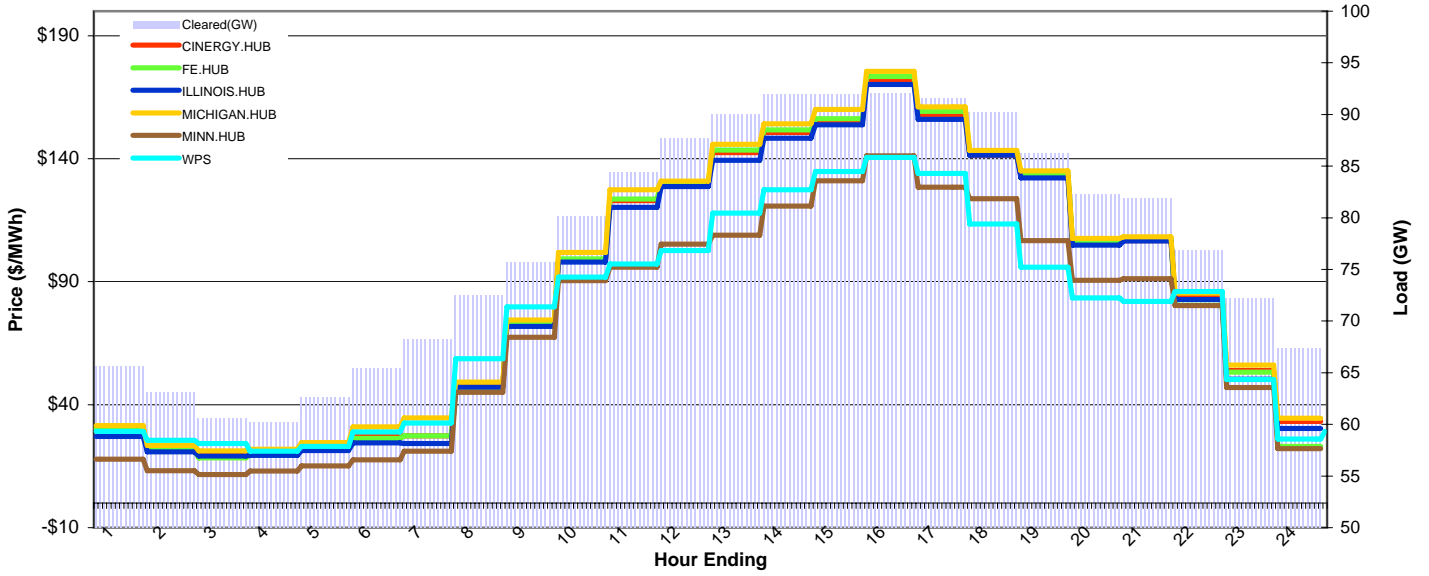
MISO Daily Report

Delivery Day: Friday, July 18, 2008

Price Color Codes: ≤0 ≥100 ≥200

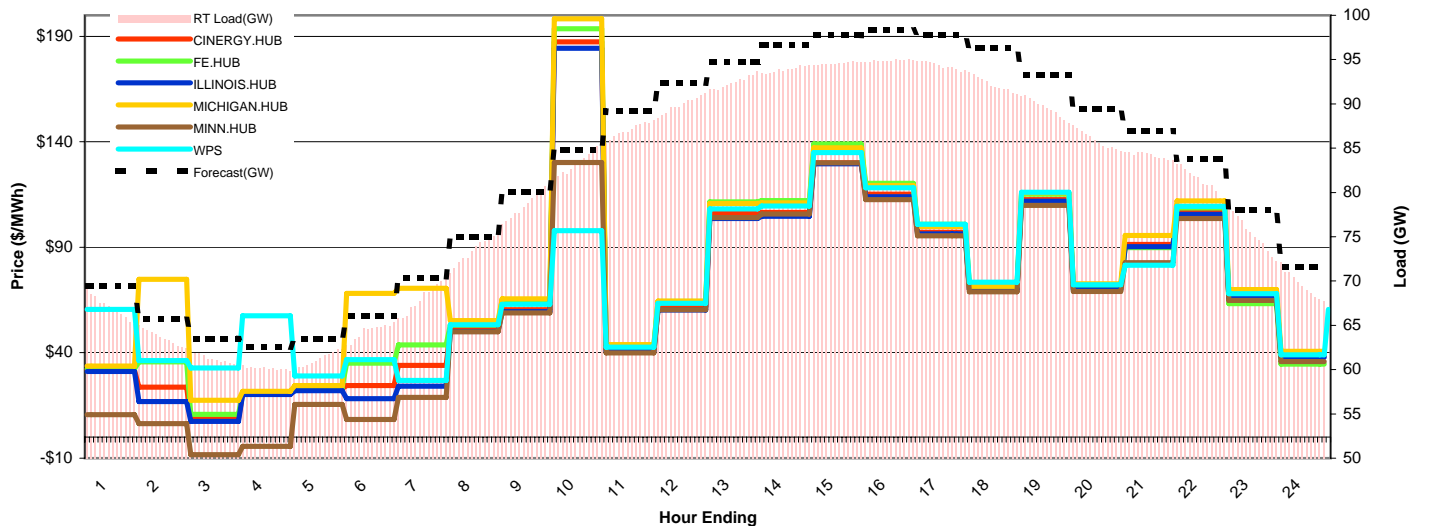
Day-Ahead Prices and Cleared Load

	HE1	HE2	HE3	HE4	HE5	HE6	HE7	HE8	HE9	HE10	HE11	HE12	HE13	HE14	HE15	HE16	HE17	HE18	HE19	HE20	HE21	HE22	HE23	HE24
CINERGY.HUB	30.29	22.50	20.41	21.09	23.51	27.59	27.39	47.97	72.83	98.60	122.98	129.69	142.44	150.63	155.43	172.16	158.02	141.45	133.07	105.65	106.76	83.82	53.94	33.18
FE.HUB	30.31	21.55	18.36	19.51	22.74	26.28	27.38	47.10	73.63	99.32	123.64	130.70	143.58	151.71	156.27	173.52	159.31	142.41	133.97	106.70	107.59	80.43	53.20	23.11
ILLINOIS.HUB	27.14	20.84	19.08	19.42	21.35	24.46	24.27	47.06	71.82	97.94	120.22	128.75	139.42	148.31	153.82	170.26	156.07	141.41	132.16	104.95	106.54	82.73	50.41	30.27
MICHIGAN.HUB	31.51	23.40	21.19	21.83	24.60	30.99	34.61	49.25	74.49	101.93	127.41	130.90	145.87	154.15	160.00	175.49	161.10	143.41	135.06	107.62	108.29	85.38	56.10	34.44
MINN.HUB	17.84	13.20	11.62	12.97	15.17	17.64	21.09	44.99	67.40	90.40	95.86	105.31	108.94	120.81	131.09	141.14	128.45	123.73	106.74	90.53	91.19	80.29	46.97	22.17
WPS	29.18	25.50	24.18	21.15	23.07	28.91	32.57	58.74	79.72	91.86	97.18	102.68	117.86	127.35	134.78	140.57	134.01	113.52	95.90	83.46	82.01	86.06	50.30	26.00
Cleared(GW)	65.6	63.1	60.6	60.2	62.6	65.4	68.2	72.5	75.7	80.1	84.4	87.6	90.0	91.9	92.0	92.0	91.6	90.2	86.2	82.2	81.8	76.9	72.2	67.4



Preliminary Real-Time Prices with Forecasted and Actual System Load

	HE1	HE2	HE3	HE4	HE5	HE6	HE7	HE8	HE9	HE10	HE11	HE12	HE13	HE14	HE15	HE16	HE17	HE18	HE19	HE20	HE21	HE22	HE23	HE24
CINERGY.HUB	31.74	23.68	8.69	20.65	23.08	24.49	33.93	51.36	60.48	187.39	41.49	61.78	106.48	106.51	130.07	115.15	97.09	70.10	112.58	70.47	91.43	106.50	66.48	38.47
FE.HUB	32.34	35.73	10.74	20.92	23.54	35.04	43.74	53.16	65.16	193.64	43.10	64.41	111.47	112.21	138.93	120.34	100.88	72.12	115.16	71.12	89.80	108.63	63.24	34.54
ILLINOIS.HUB	31.09	16.79	7.44	20.14	21.96	18.19	24.16	50.06	59.44	184.39	40.70	60.22	103.64	104.77	129.58	113.91	96.30	70.01	111.87	69.80	90.29	105.59	65.80	37.75
MICHIGAN.HUB	33.76	74.83	17.39	21.66	24.48	68.10	70.59	55.22	65.50	198.26	43.80	64.48	110.75	111.06	137.23	119.26	99.90	71.46	115.78	72.67	95.57	112.06	69.92	40.62
MINN.HUB	10.69	6.40	-8.40	-4.37	15.42	8.39	18.80	50.01	58.83	130.22	39.86	60.43	104.15	105.78	130.08	112.55	95.41	68.85	109.92	69.07	82.65	103.65	64.74	35.84
WPS	60.54	36.31	32.76	57.57	29.01	36.67	26.82	53.21	62.99	97.87	42.61	63.49	108.13	109.61	134.85	118.16	100.88	73.49	116.07	72.28	81.52	109.44	67.99	38.97
Forecasted(GW)	69.4	65.7	63.5	62.5	63.4	66.1	70.4	75.0	80.1	84.7	89.2	92.3	94.7	96.6	97.7	98.3	97.8	96.3	93.3	89.4	87.0	83.7	78.1	71.6
(RT) - (DA Load)	1.40	0.51	0.67	-0.06	-1.45	-1.04	-0.20	0.97	2.94	3.35	2.62	2.27	2.49	1.96	2.62	2.87	2.75	2.07	3.42	3.74	2.35	4.45	3.17	2.21



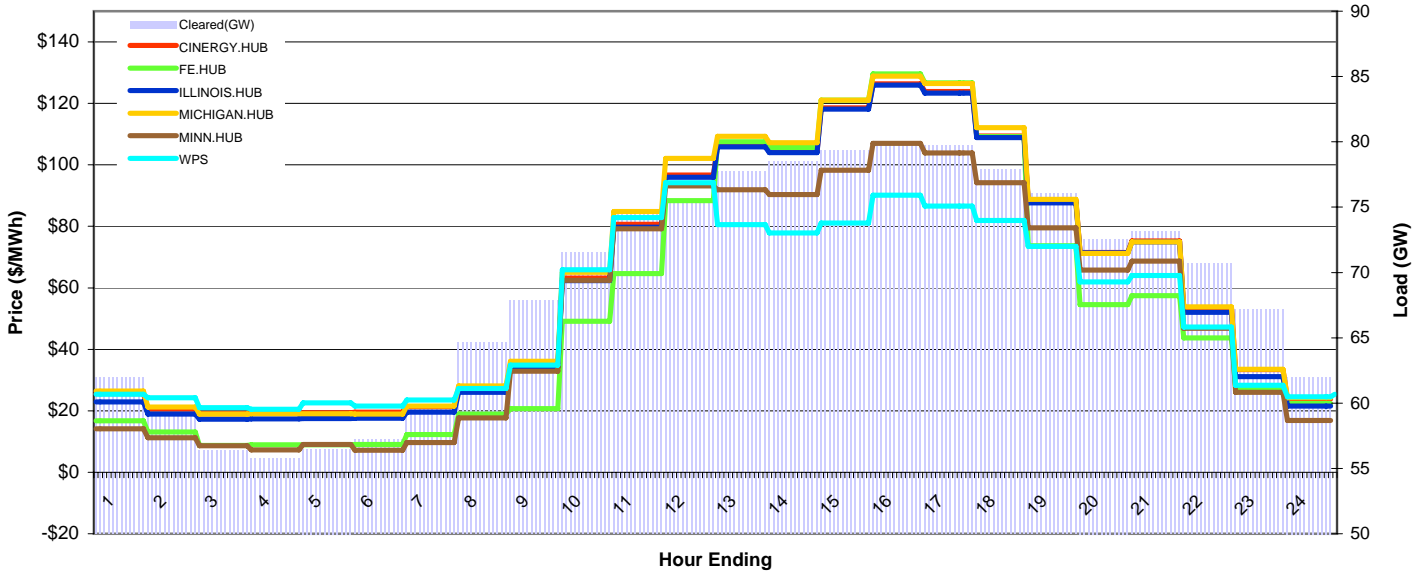
MISO Daily Report

Delivery Day: Saturday, July 19, 2008

Price Color Codes: <=0 >=100 >=200

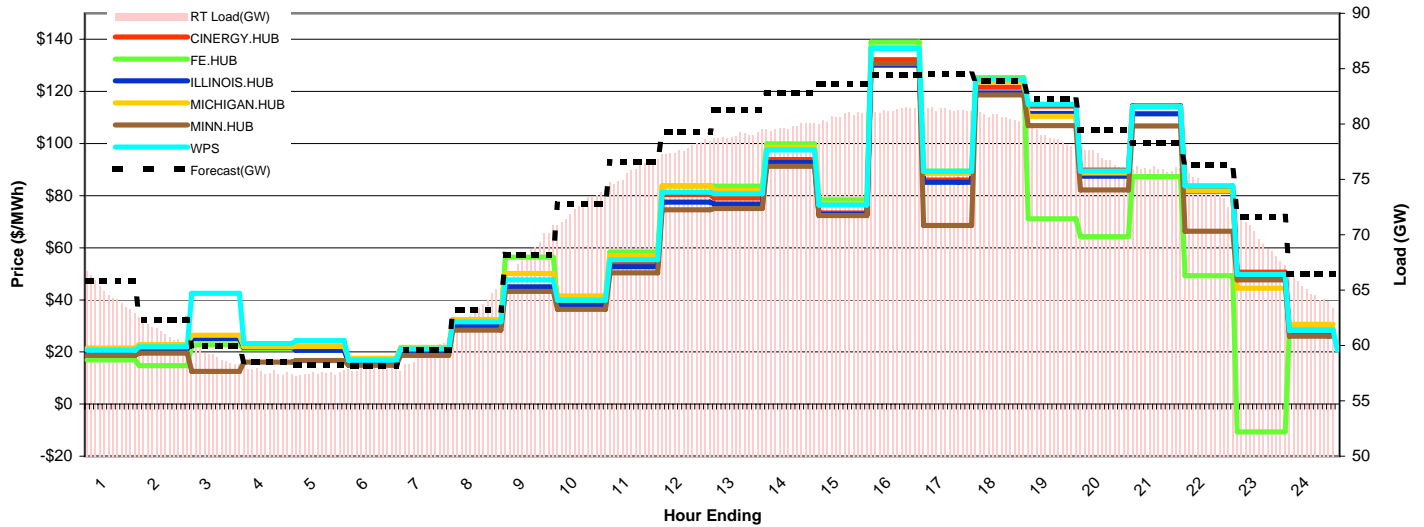
Day-Ahead Prices and Cleared Load

	HE1	HE2	HE3	HE4	HE5	HE6	HE7	HE8	HE9	HE10	HE11	HE12	HE13	HE14	HE15	HE16	HE17	HE18	HE19	HE20	HE21	HE22	HE23	HE24
CINERGY.HUB	25.61	20.62	19.00	19.32	19.40	19.59	21.38	27.05	35.06	63.13	80.64	96.74	106.21	104.34	118.51	126.42	123.87	109.43	88.37	71.47	75.26	53.59	33.41	23.83
FE.HUB	16.71	13.15	8.78	8.89	8.92	9.01	12.29	18.95	20.66	49.11	64.62	88.37	107.56	105.69	121.01	129.62	126.66	109.15	73.65	64.56	57.50	43.70	27.57	22.41
ILLINOIS.HUB	22.89	18.98	17.28	17.36	17.52	17.58	19.57	25.99	34.16	62.38	79.76	95.95	105.81	104.01	118.10	125.96	123.34	108.84	87.66	71.36	74.89	52.05	31.11	21.49
MICHIGAN.HUB	26.38	21.22	18.96	19.03	19.04	18.98	21.52	28.05	36.14	65.10	84.79	102.08	109.30	107.21	121.05	128.89	126.45	112.08	88.81	71.17	74.93	53.77	33.52	24.25
MINN.HUB	14.10	11.22	8.65	7.23	9.03	7.22	9.72	17.72	32.89	62.41	79.25	93.14	91.88	90.33	98.23	106.99	103.91	94.16	79.54	65.83	68.72	46.84	26.02	16.82
WPS	25.43	24.28	21.00	20.46	22.60	21.53	23.52	27.29	34.88	65.89	82.86	94.24	80.56	77.89	81.07	90.11	86.64	81.92	73.47	61.90	64.05	47.21	28.34	24.55
Cleared(GW)	62.0	59.0	56.4	55.8	56.5	57.2	59.9	64.6	67.9	71.5	74.6	75.6	77.7	78.5	79.3	79.7	79.7	77.9	76.0	72.6	73.1	70.7	67.1	62.0



Preliminary Real-Time Prices with Forecasted and Actual System Load

	HE1	HE2	HE3	HE4	HE5	HE6	HE7	HE8	HE9	HE10	HE11	HE12	HE13	HE14	HE15	HE16	HE17	HE18	HE19	HE20	HE21	HE22	HE23	HE24
CINERGY.HUB	20.48	21.81	25.16	20.97	21.19	16.72	20.81	30.74	44.88	38.93	54.22	80.44	79.17	93.81	73.31	132.15	85.98	121.68	114.42	89.83	114.56	83.55	50.60	27.78
FE.HUB	17.00	14.71	22.74	21.29	21.53	17.01	21.18	31.61	56.42	38.66	58.36	83.77	83.66	99.86	78.38	138.89	89.44	125.35	71.20	64.26	87.40	49.25	-10.71	28.73
ILLINOIS.HUB	20.01	21.28	25.13	22.01	20.64	16.26	20.28	29.92	44.97	37.91	52.69	77.50	76.85	92.82	72.80	130.04	85.17	119.38	111.54	87.46	111.43	81.73	49.29	27.70
MICHIGAN.HUB	21.52	22.89	26.45	22.01	22.17	17.56	21.79	32.46	50.08	41.48	56.92	83.73	81.98	98.58	77.00	136.82	88.56	123.72	110.39	88.65	114.09	81.80	44.46	30.55
MINN.HUB	18.65	19.58	12.59	16.09	16.75	14.94	18.67	28.35	43.23	36.39	50.43	74.64	75.13	91.29	72.37	130.72	68.61	118.63	106.92	82.23	106.80	66.35	47.74	26.01
WPS	20.66	21.95	42.46	23.19	24.32	16.81	21.12	31.57	47.63	39.93	55.48	81.35	80.68	97.53	76.42	136.44	89.31	124.68	115.14	89.50	114.18	83.82	49.73	28.26
Forecasted(GW)	65.9	62.3	60.0	58.5	58.2	58.2	59.6	63.2	68.2	72.8	76.6	79.3	81.3	82.8	83.6	84.4	84.5	83.9	82.3	79.5	78.3	76.3	71.6	66.4
(RT) - (DA Load)	2.68	2.20	2.70	1.89	1.01	0.82	-0.73	-1.43	0.42	1.10	1.20	2.25	1.31	1.32	1.39	1.59	1.65	2.80	2.74	4.37	2.86	3.52	2.44	2.93



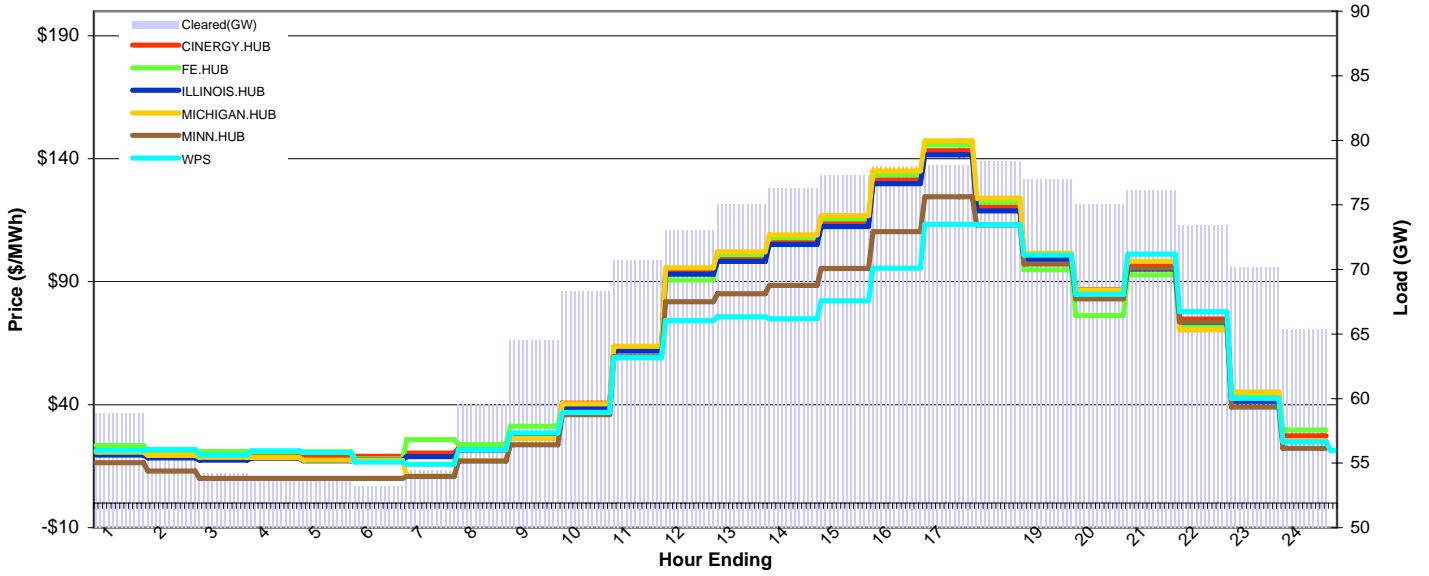
MISO Daily Report

Delivery Day: Sunday, July 20, 2008

Price Color Codes: ≤0 ≥100 ≥200

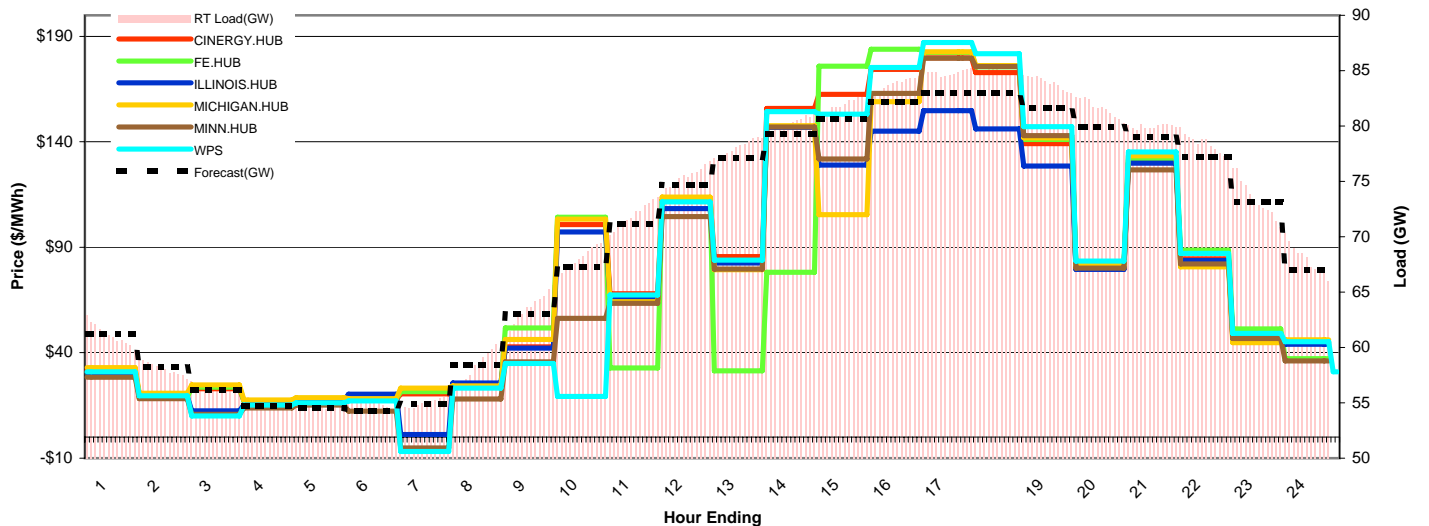
Day-Ahead Prices and Cleared Load

	HE1	HE2	HE3	HE4	HE5	HE6	HE7	HE8	HE9	HE10	HE11	HE12	HE13	HE14	HE15	HE16	HE17	HE18	HE19	HE20	HE21	HE22	HE23	HE24
CINERGY.HUB	21.92	20.13	19.58	19.43	18.99	18.99	20.31	22.35	26.76	40.58	62.25	94.26	99.41	106.23	113.81	131.45	143.27	120.33	100.21	86.69	96.35	74.85	43.85	27.39
FE.HUB	23.44	19.83	20.97	20.79	20.78	17.99	25.79	23.85	31.30	40.07	62.24	90.73	101.02	107.86	115.62	133.51	145.59	122.41	94.87	76.30	92.83	71.52	44.31	29.70
ILLINOIS.HUB	19.59	18.38	17.43	18.21	17.17	17.48	18.83	21.63	26.55	38.37	61.86	93.10	98.22	105.16	112.50	129.91	141.58	118.87	98.95	85.58	95.14	73.49	41.45	24.97
MICHIGAN.HUB	20.75	19.43	18.57	18.50	17.39	17.28	10.92	17.36	26.31	40.39	63.79	95.66	102.13	109.02	116.86	135.04	147.30	123.95	101.69	86.60	98.19	70.36	45.11	25.30
MINN.HUB	16.37	12.98	9.99	9.99	9.99	9.99	10.78	17.02	23.73	35.88	59.46	81.87	85.10	88.47	95.38	110.38	124.58	113.05	97.27	83.02	95.49	73.66	39.11	22.29
WPS	21.33	21.74	19.50	21.19	20.63	16.68	15.72	21.77	28.55	36.84	59.05	74.24	75.76	74.91	82.26	95.54	113.31	113.22	100.82	84.85	101.19	77.79	42.55	24.90
Cleared(GW)	58.8	56.0	54.2	53.7	53.8	53.2	54.5	59.5	64.5	68.3	70.7	73.0	75.1	76.2	77.3	78.0	78.1	78.4	77.0	75.0	76.1	73.4	70.2	65.3



Preliminary Real-Time Prices with Forecasted and Actual System Load

	HE1	HE2	HE3	HE4	HE5	HE6	HE7	HE8	HE9	HE10	HE11	HE12	HE13	HE14	HE15	HE16	HE17	HE18	HE19	HE20	HE21	HE22	HE23	HE24
CINERGY.HUB	31.79	20.06	22.99	16.94	18.16	17.67	20.57	23.63	42.80	100.72	67.95	112.56	85.58	155.91	162.58	174.33	179.80	172.84	139.22	79.64	130.16	84.49	48.30	44.72
FE.HUB	30.72	18.78	23.68	17.19	18.35	17.88	21.49	23.94	51.76	104.19	32.82	112.44	31.38	78.22	175.91	183.86	182.35	175.61	141.11	80.47	131.45	88.63	51.25	37.18
ILLINOIS.HUB	30.61	19.32	12.40	15.32	17.52	20.37	1.16	25.67	42.14	97.27	65.35	108.38	82.58	146.87	128.96	145.02	154.85	146.06	128.52	79.50	129.96	83.72	47.14	44.05
MICHIGAN.HUB	32.89	20.82	24.75	17.64	18.75	18.25	23.20	24.32	46.34	103.38	64.21	113.79	79.44	147.59	105.48	158.99	182.63	176.18	141.95	81.37	133.35	80.74	44.80	46.17
MINN.HUB	28.42	18.15	10.82	13.88	15.25	12.23	-5.20	18.03	35.74	56.30	63.44	104.58	79.72	147.03	131.90	163.02	179.64	175.76	142.89	80.11	126.73	82.16	46.70	36.20
WPS	30.95	19.54	10.02	15.18	16.23	17.18	-6.82	23.26	34.85	19.32	67.33	111.56	83.95	154.26	153.07	175.31	187.13	181.81	147.25	83.48	135.16	87.15	49.21	45.21
Forecasted(GW)	61.2	58.2	56.1	54.7	54.5	54.3	54.9	58.4	63.0	67.2	71.2	74.7	77.1	79.2	80.7	82.2	83.0	83.0	81.6	79.9	79.0	77.2	73.1	67.0
(RT) - (DA Load)	2.35	2.14	2.21	1.44	0.85	1.68	0.59	-1.16	-1.04	-0.15	1.28	2.41	2.99	3.99	4.63	5.82	6.75	6.69	6.93	6.60	3.87	5.03	3.31	2.71



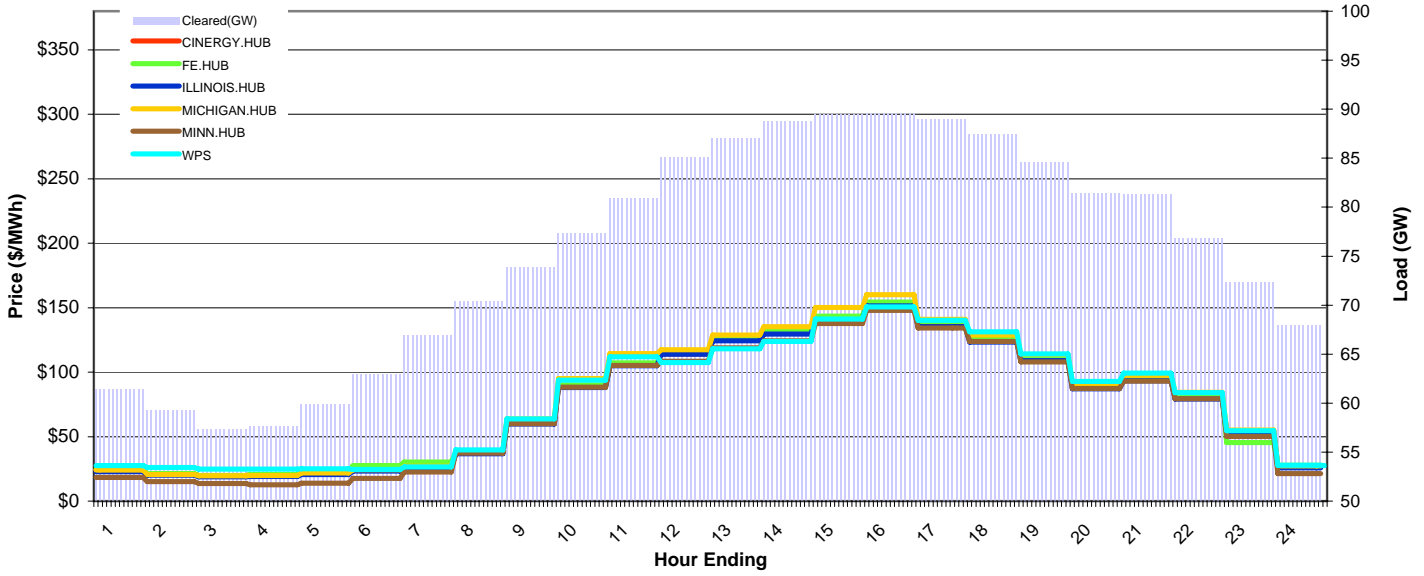
MISO Daily Report

Delivery Day: Monday, July 21, 2008

Price Color Codes: <=0 >=100 >=200

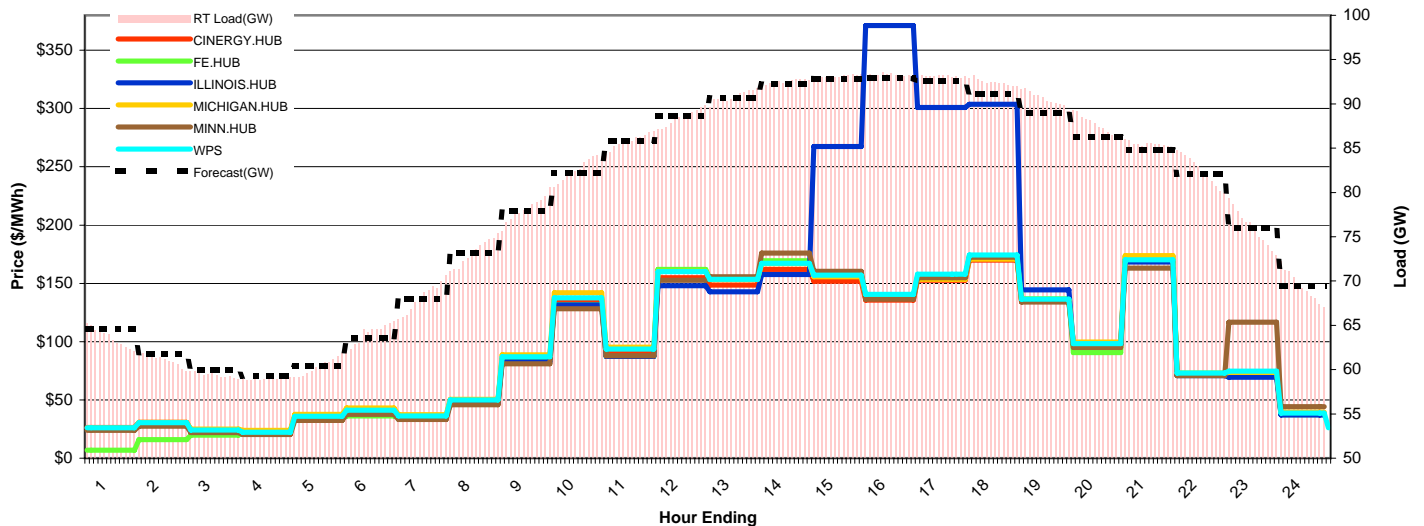
Day-Ahead Prices and Cleared Load

	HE1	HE2	HE3	HE4	HE5	HE6	HE7	HE8	HE9	HE10	HE11	HE12	HE13	HE14	HE15	HE16	HE17	HE18	HE19	HE20	HE21	HE22	HE23	HE24
CINERGY.HUB	24.07	20.83	19.81	20.25	22.13	24.98	26.47	37.26	60.51	88.99	106.27	114.20	124.77	130.11	141.83	152.53	136.32	124.50	110.09	88.15	94.38	80.25	54.60	27.41
FE.HUB	24.75	21.42	19.90	20.62	23.01	27.58	30.19	37.94	61.36	90.11	107.24	115.81	126.53	131.86	143.49	154.49	139.12	127.19	112.18	89.82	96.22	82.13	45.53	27.76
ILLINOIS.HUB	22.73	20.02	18.79	19.06	20.65	23.40	25.28	36.78	59.79	88.02	104.99	113.82	124.34	129.67	140.65	151.37	135.16	123.30	108.95	87.12	93.31	79.26	52.58	25.69
MICHIGAN.HUB	24.19	20.55	19.52	19.92	21.88	24.43	27.03	38.45	63.78	95.04	114.42	117.45	128.80	135.37	150.07	160.19	140.90	128.81	113.65	90.99	97.50	84.33	55.14	27.24
MINN.HUB	18.43	15.23	13.57	12.66	13.87	17.65	22.57	37.18	59.99	88.32	105.33	108.53	118.90	124.35	137.86	147.85	134.31	123.78	108.09	87.44	93.19	79.44	50.17	21.33
WPS	27.48	25.95	24.81	24.85	25.01	24.58	26.62	39.73	63.67	93.77	111.83	107.35	118.14	123.98	141.31	150.67	140.31	131.36	114.05	92.76	99.35	84.25	54.62	27.75
Cleared(GW)	61.4	59.3	57.3	57.6	59.9	62.9	67.0	70.4	73.8	77.3	80.9	85.1	87.0	88.8	89.4	89.5	89.0	87.4	84.6	81.4	81.2	76.8	72.3	68.0



Preliminary Real-Time Prices with Forecasted and Actual System Load

	HE1	HE2	HE3	HE4	HE5	HE6	HE7	HE8	HE9	HE10	HE11	HE12	HE13	HE14	HE15	HE16	HE17	HE18	HE19	HE20	HE21	HE22	HE23	HE24
CINERGY.HUB	26.39	30.87	24.41	22.83	36.11	41.10	35.52	48.64	85.26	136.23	91.25	154.77	148.57	161.97	151.70	135.70	152.53	169.87	134.81	98.28	170.57	72.03	72.12	38.37
FE.HUB	6.79	15.99	19.75	23.07	33.96	36.11	35.20	49.59	84.62	131.87	87.30	161.90	154.32	169.45	157.98	139.84	155.65	173.13	136.84	90.62	172.95	73.04	73.30	37.45
ILLINOIS.HUB	25.90	30.26	23.81	22.07	35.10	40.11	34.73	47.34	82.66	131.49	87.21	148.03	142.76	157.50	267.45	371.31	300.95	303.68	144.53	97.28	168.27	70.87	69.55	37.20
MICHIGAN.HUB	25.99	30.84	25.07	23.82	37.75	43.17	37.34	50.61	88.78	141.98	95.14	160.38	153.33	166.92	155.74	137.82	153.58	170.78	135.73	99.58	173.75	72.80	73.70	39.50
MINN.HUB	23.92	27.54	21.83	20.31	32.49	37.51	33.10	45.86	80.99	128.23	87.86	152.55	155.66	175.88	160.29	136.42	154.73	172.32	133.97	94.93	163.04	70.91	116.68	44.27
WPS	26.07	30.49	24.13	22.17	35.93	41.30	36.35	49.87	86.95	137.59	93.71	160.19	153.46	167.10	157.02	140.58	157.85	174.32	136.52	98.24	170.22	72.99	74.72	38.70
Forecasted(GW)	64.6	61.8	59.9	59.3	60.4	63.5	68.0	73.1	77.9	82.2	85.9	88.6	90.7	92.2	92.8	92.9	92.6	91.1	88.9	86.3	84.8	82.0	76.0	69.4
(RT) - (DA Load)	2.14	1.76	2.04	1.31	0.43	1.09	1.13	2.79	4.30	5.30	4.86	3.34	3.81	3.73	3.66	3.74	4.13	5.05	5.94	6.19	4.23	5.67	3.64	1.43



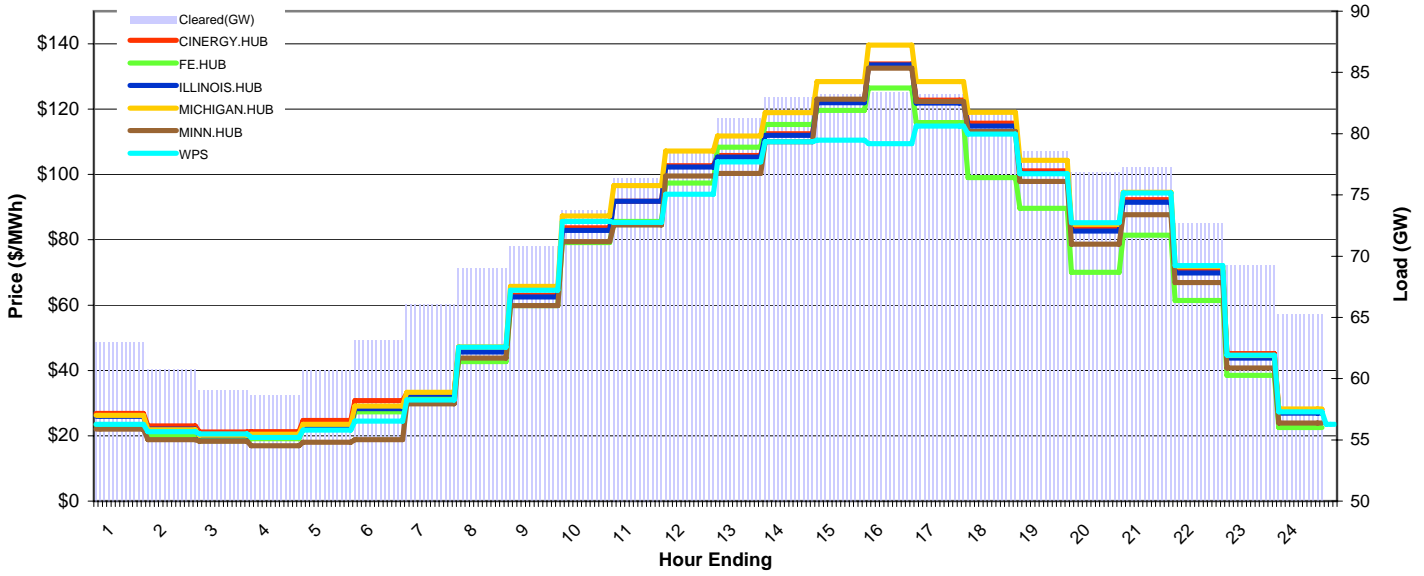
MISO Daily Report

Delivery Day: Tuesday, July 22, 2008

Price Color Codes: <=0 >=100 >=200

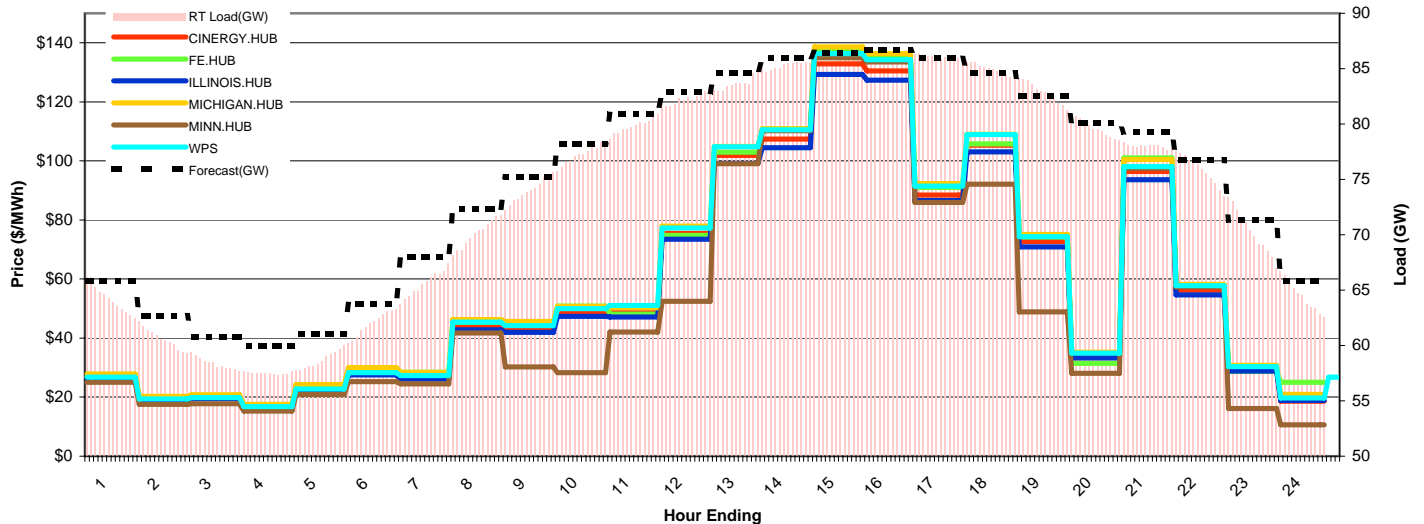
Day-Ahead Prices and Cleared Load

	HE1	HE2	HE3	HE4	HE5	HE6	HE7	HE8	HE9	HE10	HE11	HE12	HE13	HE14	HE15	HE16	HE17	HE18	HE19	HE20	HE21	HE22	HE23	HE24
CINERGY.HUB	26.88	22.98	21.13	21.30	24.72	30.72	33.00	46.11	63.03	83.67	91.83	102.72	105.78	112.49	122.34	133.81	122.79	115.71	101.13	83.38	92.25	70.47	45.13	28.00
FE.HUB	23.41	19.92	18.52	19.11	22.09	27.33	32.17	42.69	59.82	79.17	85.64	97.36	108.33	115.31	119.65	126.51	115.94	99.09	89.62	70.05	81.44	61.40	38.51	22.57
ILLINOIS.HUB	25.99	22.01	20.01	20.04	23.00	28.35	32.77	45.70	62.49	82.93	91.81	102.30	105.31	112.00	121.99	133.52	121.88	114.80	100.32	82.68	91.48	69.86	43.82	26.95
MICHIGAN.HUB	26.27	21.80	20.23	20.51	23.56	29.14	33.27	47.22	65.71	87.25	96.56	107.15	111.76	118.98	128.43	139.57	128.42	119.08	104.37	84.71	94.51	71.80	44.60	28.22
MINN.HUB	22.03	18.82	18.31	16.92	18.07	18.84	29.77	43.79	59.88	79.42	84.53	99.55	100.33	110.00	123.02	132.52	122.34	113.18	97.86	78.69	87.64	66.94	40.73	23.90
WPS	23.51	21.22	20.62	19.53	21.77	24.46	30.97	47.17	64.55	85.62	85.31	94.00	103.90	110.05	110.51	109.39	114.81	112.42	100.23	85.26	94.39	72.07	44.72	27.30
Cleared(GW)	63.0	60.8	59.0	58.6	60.7	63.1	66.1	69.0	70.8	73.7	76.4	78.5	81.2	83.0	83.2	83.4	83.2	81.6	78.5	76.8	77.2	72.6	69.2	65.3



Preliminary Real-Time Prices with Forecasted and Actual System Load

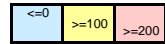
	HE1	HE2	HE3	HE4	HE5	HE6	HE7	HE8	HE9	HE10	HE11	HE12	HE13	HE14	HE15	HE16	HE17	HE18	HE19	HE20	HE21	HE22	HE23	HE24
CINERGY.HUB	26.93	19.50	20.10	16.94	23.28	28.54	26.80	43.95	42.79	48.67	48.60	75.48	101.93	107.43	132.88	130.48	88.47	105.35	72.67	34.21	96.49	56.26	29.54	18.63
FE.HUB	27.14	19.86	20.43	17.18	23.69	29.18	28.40	45.29	44.56	50.81	48.08	74.79	102.95	110.87	137.25	134.77	91.08	105.74	74.26	31.45	101.02	57.55	28.74	25.01
ILLINOIS.HUB	26.11	18.98	19.48	16.43	22.38	27.51	26.12	42.84	41.98	47.31	47.15	73.45	99.18	104.45	129.34	127.32	86.55	103.08	70.87	33.29	93.64	54.65	28.83	18.82
MICHIGAN.HUB	27.83	20.22	20.86	17.59	24.28	30.01	28.37	46.33	45.61	50.69	50.25	77.89	104.95	110.90	138.60	136.34	92.32	109.03	75.06	35.27	100.42	58.19	30.78	20.97
MINN.HUB	25.08	17.60	17.73	15.23	20.90	25.21	24.50	41.72	30.20	28.34	42.00	52.51	99.09	110.19	134.95	133.53	85.98	92.10	48.90	28.11	97.45	57.35	16.19	10.58
WPS	26.82	19.41	19.86	16.83	22.73	28.27	27.32	45.45	44.27	50.01	51.00	77.26	104.82	110.55	136.34	134.29	91.48	108.96	74.35	34.92	98.09	57.73	30.31	19.78
Forecasted(GW)	65.8	62.7	60.8	59.9	61.0	63.8	68.0	72.3	75.2	78.2	80.9	82.9	84.6	85.9	86.5	86.7	86.0	84.6	82.5	80.1	79.3	76.8	71.3	65.8
(RT) - (DA Load)	1.18	-0.20	-0.64	-1.12	-2.02	-1.18	-0.54	1.08	3.18	3.52	3.43	3.67	2.39	2.27	2.40	2.88	2.82	3.34	4.32	2.83	0.78	3.24	1.05	-0.82



MISO Daily Report

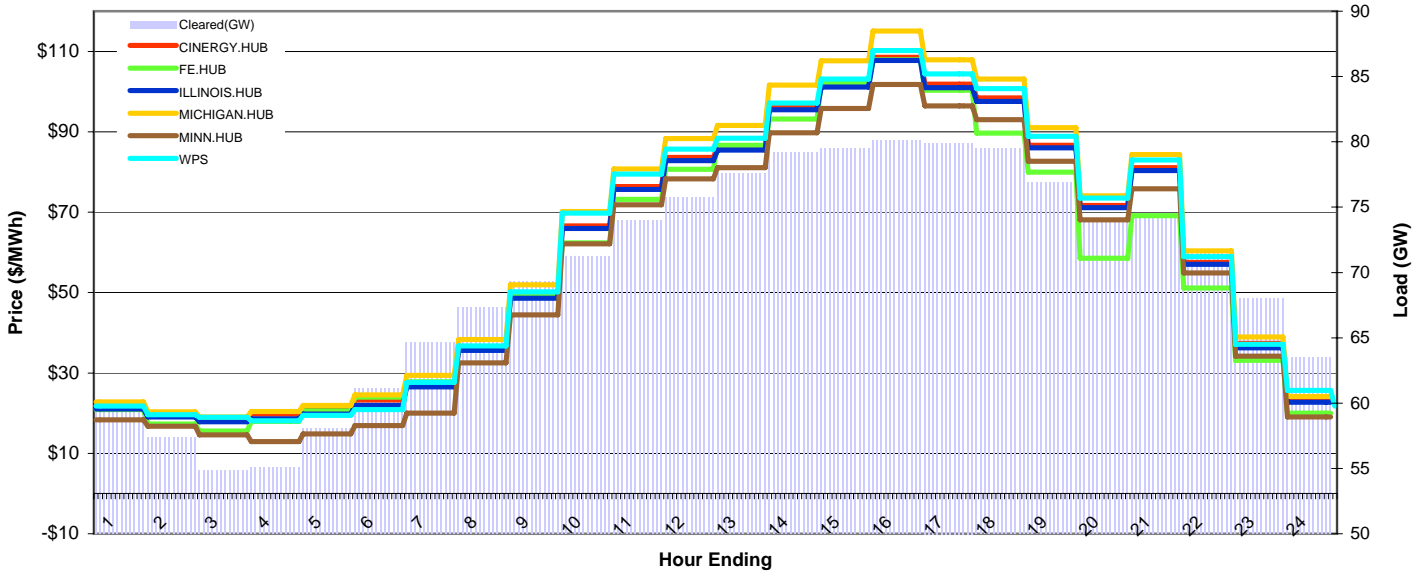
Delivery Day: Wednesday, July 23, 2008

Price Color Codes:



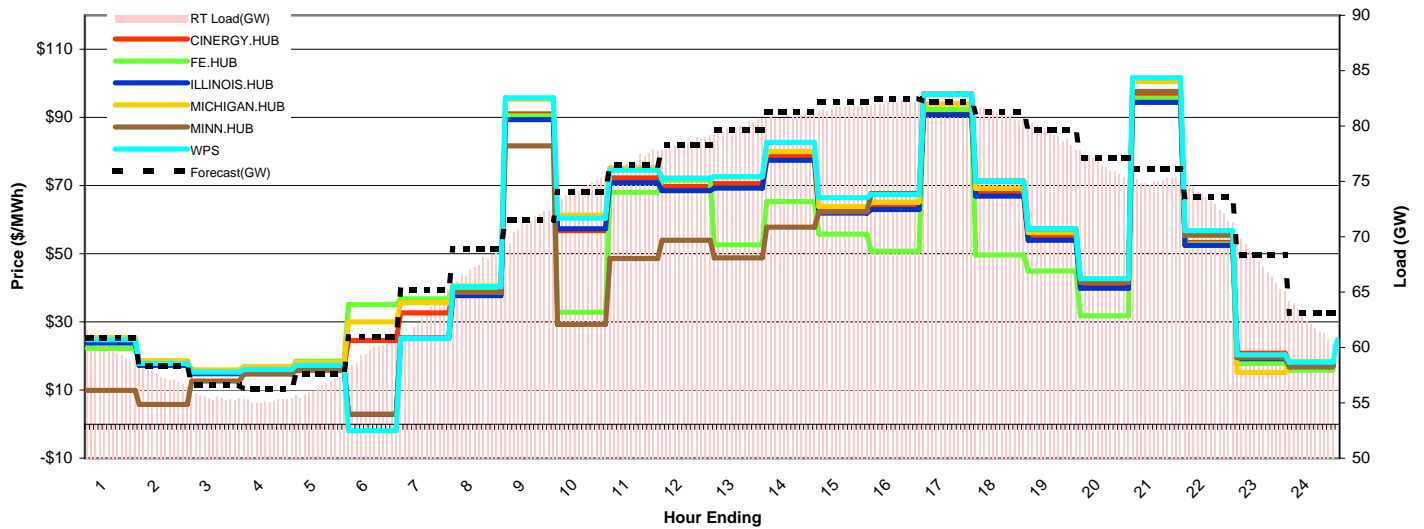
Day-Ahead Prices and Cleared Load

	HE1	HE2	HE3	HE4	HE5	HE6	HE7	HE8	HE9	HE10	HE11	HE12	HE13	HE14	HE15	HE16	HE17	HE18	HE19	HE20	HE21	HE22	HE23	HE24
CINERGY.HUB	21.81	19.83	18.67	19.80	21.00	23.30	27.00	35.90	49.00	66.59	76.37	83.59	86.14	96.13	101.87	108.52	101.87	98.42	86.68	71.71	81.09	57.49	37.37	23.22
FE.HUB	20.90	17.34	15.55	17.92	20.55	24.02	27.82	35.97	48.98	62.33	73.23	80.67	86.67	93.18	101.97	107.92	100.35	89.69	79.97	58.54	69.13	51.10	33.15	20.01
ILLINOIS.HUB	21.03	19.09	17.90	18.54	19.76	21.93	26.55	35.61	48.60	65.95	75.67	82.86	85.42	95.47	101.16	107.71	101.00	97.52	85.97	71.12	80.39	57.02	36.29	22.72
MICHIGAN.HUB	22.78	20.34	19.09	20.42	21.95	24.55	29.37	38.32	51.96	70.15	80.72	88.29	91.59	101.63	107.67	115.07	107.88	103.16	91.04	74.07	84.36	60.36	38.94	24.17
MINN.HUB	18.38	16.72	14.60	12.94	14.81	16.94	20.00	32.51	44.49	62.16	71.84	78.31	81.07	89.73	95.76	101.80	96.46	93.00	82.64	68.06	75.81	54.85	34.22	19.02
WPS	21.79	19.58	18.96	18.07	19.49	20.88	27.65	36.77	50.18	69.76	79.45	85.69	88.42	97.15	103.12	110.22	104.37	100.76	88.89	73.49	82.94	58.96	37.14	25.64
Cleared(GW)	59.4	57.4	54.8	55.1	58.0	61.1	64.6	67.4	69.3	71.2	74.0	75.7	77.6	79.2	79.5	80.1	79.9	79.5	76.9	73.8	74.5	71.6	68.0	63.5



Preliminary Real-Time Prices with Forecasted and Actual System Load

	HE1	HE2	HE3	HE4	HE5	HE6	HE7	HE8	HE9	HE10	HE11	HE12	HE13	HE14	HE15	HE16	HE17	HE18	HE19	HE20	HE21	HE22	HE23	HE24
CINERGY.HUB	24.20	17.85	15.39	16.15	17.18	24.61	32.68	38.36	91.11	56.75	72.26	69.75	70.57	78.65	62.83	63.64	91.74	67.70	54.78	40.64	96.44	53.28	20.78	17.60
FE.HUB	22.26	18.07	15.66	16.55	18.49	35.13	36.78	39.57	90.50	32.87	68.01	71.62	52.64	65.30	55.71	50.75	92.38	49.65	44.97	31.81	95.71	52.86	17.80	15.81
ILLINOIS.HUB	23.81	17.28	14.80	15.61	16.62	2.90	25.13	37.74	89.39	57.35	70.89	68.48	69.32	77.46	61.99	62.94	90.76	66.97	53.97	39.88	94.47	52.43	19.21	17.18
MICHIGAN.HUB	25.39	18.62	15.93	16.84	18.09	30.03	35.63	40.51	95.41	61.29	75.20	72.21	72.57	79.96	63.84	65.10	94.01	69.23	56.25	41.98	100.54	55.38	15.22	18.37
MINN.HUB	9.92	5.82	12.60	14.67	15.78	2.83	25.32	38.62	81.65	29.26	48.60	53.97	48.84	57.86	62.30	67.67	96.93	71.33	57.32	41.62	97.63	55.51	19.49	16.79
WPS	24.74	17.82	15.27	16.06	17.25	-1.90	25.16	40.38	95.76	60.48	74.50	72.22	72.62	82.70	66.46	67.38	96.79	71.35	57.39	42.65	101.69	56.83	20.38	18.13
Forecasted(GW)	60.8	58.3	56.6	56.2	57.6	60.9	65.2	68.9	71.5	74.1	76.4	78.3	79.7	81.3	82.2	82.5	82.2	81.3	79.6	77.1	76.1	73.6	68.4	63.1
(RT) - (DA Load)	0.50	0.06	0.70	0.15	-1.55	-1.44	-1.71	0.03	1.99	3.17	2.89	2.80	2.43	1.71	2.20	2.02	2.25	1.64	2.41	2.63	0.61	1.69	-0.43	-1.26



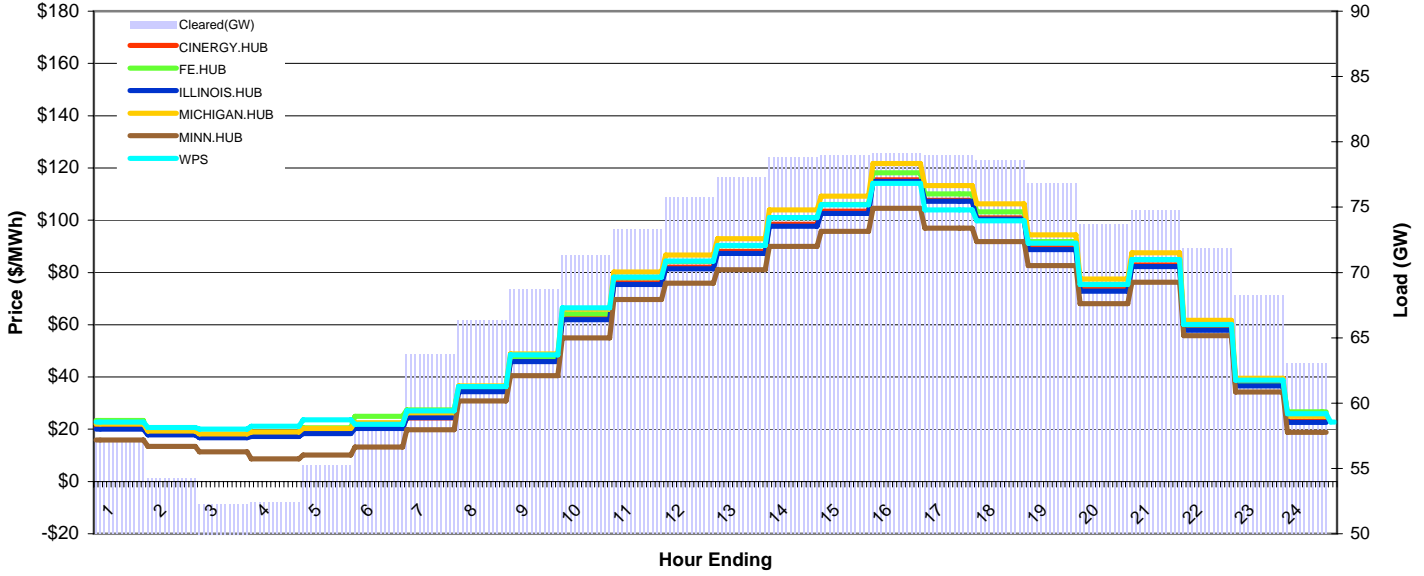
MISO Daily Report

Delivery Day: Thursday, July 24, 2008

Price Color Codes: ≤0 ≥100 ≥200

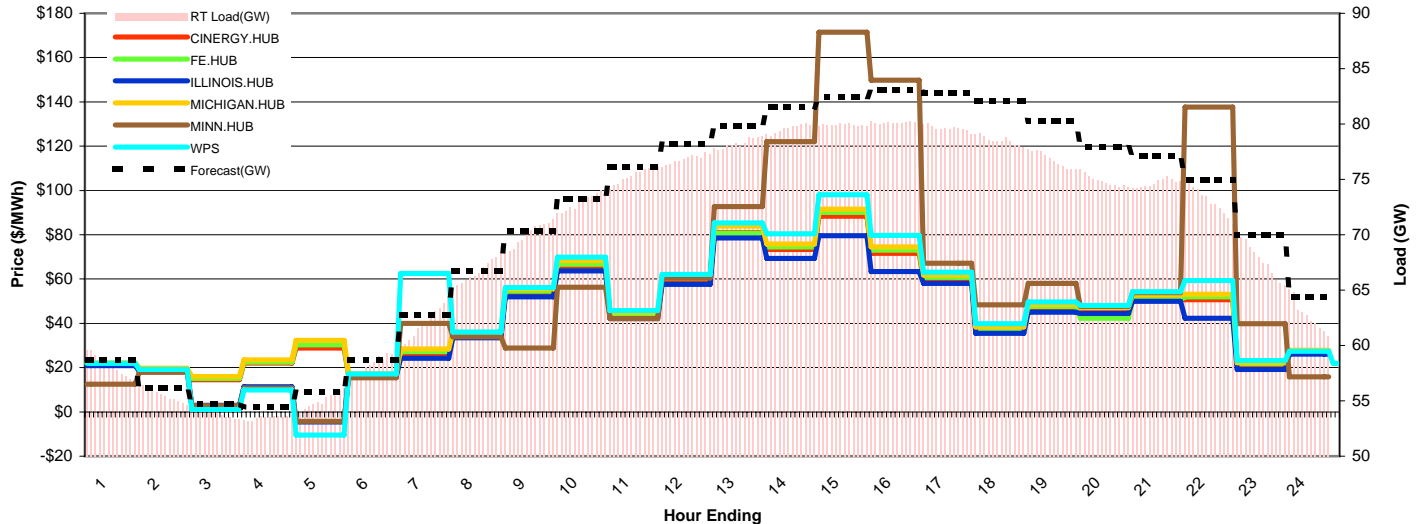
Day-Ahead Prices and Cleared Load

	HE1	HE2	HE3	HE4	HE5	HE6	HE7	HE8	HE9	HE10	HE11	HE12	HE13	HE14	HE15	HE16	HE17	HE18	HE19	HE20	HE21	HE22	HE23	HE24
CINERGY.HUB	20.31	18.15	17.20	18.00	18.92	20.79	24.31	34.59	46.24	62.51	75.97	82.08	87.98	98.49	103.43	115.40	107.60	100.88	89.48	73.46	82.87	58.44	37.72	23.01
FE.HUB	23.37	18.62	17.79	17.83	20.53	24.91	27.36	35.57	47.52	64.19	78.00	84.21	90.23	100.98	106.04	118.13	110.03	103.25	91.78	75.43	84.99	59.96	36.88	26.61
ILLINOIS.HUB	20.09	17.90	16.79	17.19	18.31	20.33	24.50	34.34	45.83	61.98	75.35	81.41	87.27	97.72	102.62	114.81	107.20	100.34	88.81	72.88	82.22	57.94	36.58	22.57
MICHIGAN.HUB	21.96	19.28	18.23	18.99	20.29	22.47	26.26	36.54	48.83	65.99	80.20	86.64	92.87	103.97	109.18	121.65	113.31	106.33	94.44	77.55	87.48	61.71	39.49	24.89
MINN.HUB	15.83	13.46	11.30	8.72	10.11	13.19	19.81	30.79	40.56	54.93	69.66	75.93	81.07	90.00	95.76	104.61	96.96	91.81	82.64	68.06	76.31	55.82	34.23	18.81
WPS	22.74	20.62	20.07	21.19	23.54	21.88	27.00	36.30	48.44	66.46	78.27	84.29	90.31	101.03	105.85	114.14	104.00	99.72	91.26	75.37	84.98	60.04	38.81	25.98
Cleared(GW)	57.0	54.3	52.3	52.4	55.2	58.5	63.7	66.3	68.7	71.3	73.3	75.7	77.2	78.8	79.0	79.1	79.0	78.6	76.8	73.7	74.7	71.9	68.2	63.0



Preliminary Real-Time Prices with Forecasted and Actual System Load

	HE1	HE2	HE3	HE4	HE5	HE6	HE7	HE8	HE9	HE10	HE11	HE12	HE13	HE14	HE15	HE16	HE17	HE18	HE19	HE20	HE21	HE22	HE23	HE24
CINERGY.HUB	21.54	19.11	14.60	21.98	28.85	16.57	26.26	34.23	53.26	65.38	43.24	59.22	80.97	73.36	88.40	71.66	59.80	37.15	46.97	45.68	51.11	50.70	21.22	26.63
FE.HUB	21.49	19.06	15.10	22.53	30.24	16.66	27.27	35.10	54.62	66.75	43.95	60.45	80.66	74.57	90.13	73.12	60.75	36.75	47.67	42.25	50.70	51.91	21.74	26.41
ILLINOIS.HUB	20.95	18.44	3.00	11.34	-4.47	16.06	24.26	33.40	51.97	63.64	42.13	57.60	78.61	69.37	79.56	63.32	58.01	35.50	44.97	44.52	49.96	42.35	19.09	26.10
MICHIGAN.HUB	22.17	19.68	15.92	23.43	32.38	17.15	28.39	35.98	55.58	68.34	45.04	61.56	83.90	75.83	91.61	74.49	61.78	38.38	48.50	47.01	52.83	53.10	22.24	27.81
MINN.HUB	12.58	17.80	2.89	10.78	-4.29	15.45	39.94	33.95	28.89	56.28	42.16	60.49	92.72	121.98	171.45	149.86	67.18	48.42	58.03	47.65	53.86	137.71	39.78	15.88
WPS	21.87	19.23	1.08	9.97	-10.46	17.07	62.57	36.06	56.14	69.87	45.79	62.13	85.33	80.46	98.05	79.76	63.13	39.85	49.72	48.03	54.24	59.33	23.16	27.35
Forecasted(GW)	58.7	56.2	54.7	54.4	55.8	58.7	62.8	66.8	70.3	73.2	76.1	78.2	79.8	81.5	82.4	83.0	82.8	82.1	80.3	77.9	77.2	75.0	69.9	64.4
(RT) - (DA Load)	1.22	1.30	1.67	1.10	-0.24	-0.29	-1.71	0.32	1.31	1.73	2.06	1.13	1.05	0.81	0.96	1.06	0.66	-0.03	0.02	1.21	-0.03	1.26	-0.42	-0.33



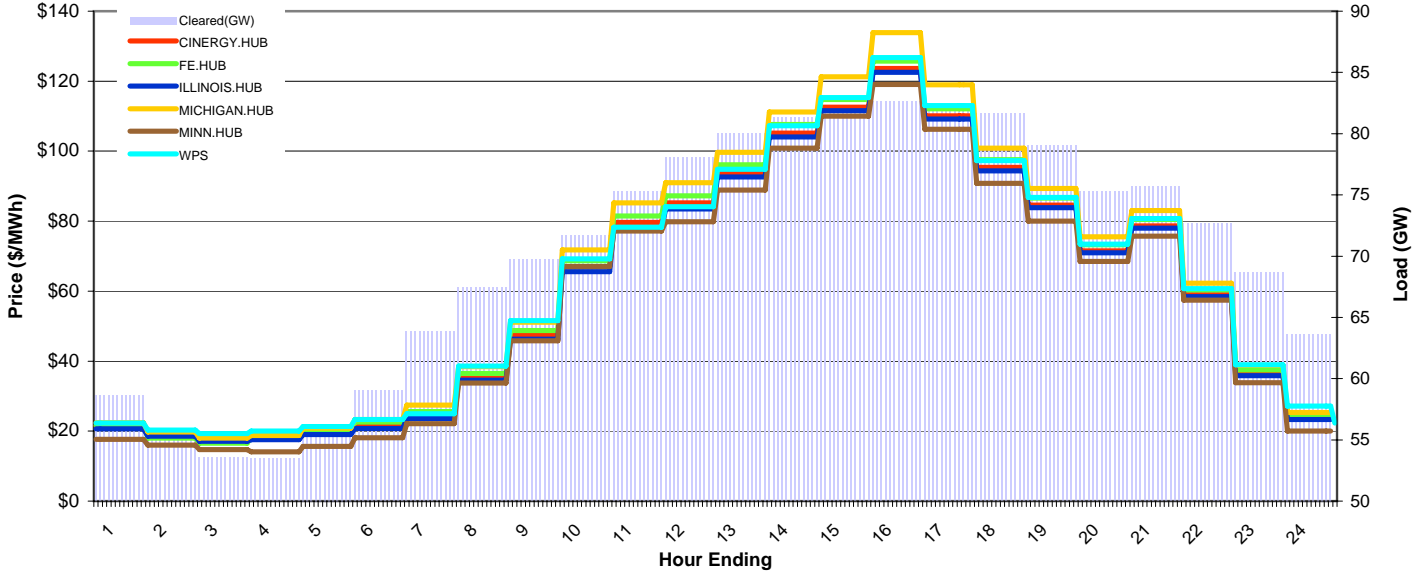
MISO Daily Report

Delivery Day: Friday, July 25, 2008

Price Color Codes: <=0 >=100 >=200

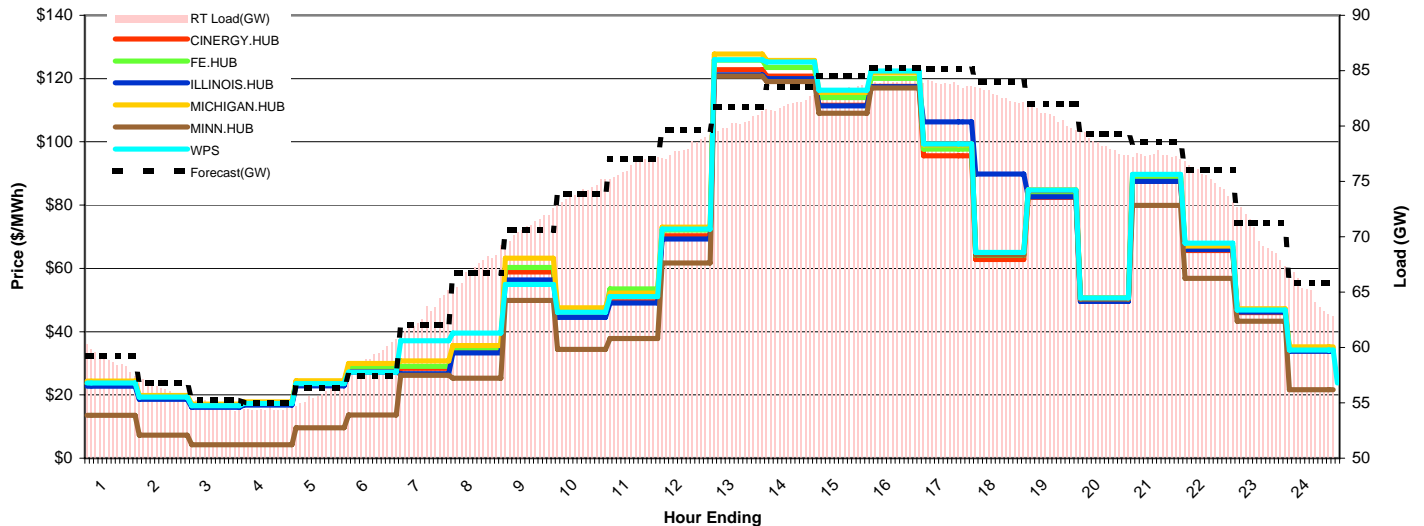
Day-Ahead Prices and Cleared Load

	HE1	HE2	HE3	HE4	HE5	HE6	HE7	HE8	HE9	HE10	HE11	HE12	HE13	HE14	HE15	HE16	HE17	HE18	HE19	HE20	HE21	HE22	HE23	HE24
CINERGY.HUB	21.36	19.19	17.65	18.33	20.00	21.77	24.95	35.64	47.57	67.05	79.62	85.19	93.90	105.12	112.59	123.59	110.10	95.33	84.57	71.55	78.62	58.94	36.98	24.18
FE.HUB	21.64	18.01	16.58	18.27	20.40	22.59	25.58	36.53	48.74	68.66	81.51	87.21	96.14	107.63	114.77	125.78	112.12	97.60	86.59	73.26	80.51	60.37	37.53	24.54
ILLINOIS.HUB	20.70	18.57	17.09	17.60	19.00	20.72	23.57	34.61	46.26	65.54	77.93	83.53	92.66	104.05	111.52	122.52	109.18	94.38	83.89	70.96	77.99	58.43	35.87	23.34
MICHIGAN.HUB	22.36	19.77	17.99	18.73	20.84	23.28	27.47	38.38	51.14	71.74	85.22	90.96	99.64	111.21	121.26	133.88	118.97	100.84	89.30	75.56	83.04	62.28	38.73	25.32
MINN.HUB	17.62	15.96	14.69	14.09	15.61	18.13	22.17	33.72	45.85	67.05	77.20	79.79	88.87	100.82	110.02	119.07	106.25	90.78	79.97	68.50	75.76	57.47	33.81	20.07
WPS	22.36	20.32	19.25	20.02	21.33	23.32	24.96	38.56	51.54	69.27	78.28	84.15	94.82	107.29	115.31	126.76	113.03	97.30	86.81	73.47	80.74	60.75	38.97	27.17
Cleared(GW)	58.6	55.9	53.6	53.5	56.1	59.0	63.9	67.5	69.7	71.7	75.3	78.0	80.0	81.3	82.2	82.6	82.2	81.7	79.0	75.3	75.7	72.7	68.7	63.6



Preliminary Real-Time Prices with Forecasted and Actual System Load

	HE1	HE2	HE3	HE4	HE5	HE6	HE7	HE8	HE9	HE10	HE11	HE12	HE13	HE14	HE15	HE16	HE17	HE18	HE19	HE20	HE21	HE22	HE23	HE24
CINERGY.HUB	23.32	19.07	16.48	17.27	23.54	28.60	28.44	34.06	58.89	45.39	49.43	70.28	122.83	120.79	111.54	117.52	95.60	62.83	82.46	49.59	87.53	65.69	46.05	33.97
FE.HUB	23.61	19.19	16.69	17.46	23.86	29.03	29.05	34.84	60.30	46.53	53.56	72.12	125.87	123.50	113.99	120.12	97.73	64.09	83.87	50.41	88.97	66.66	46.83	34.70
ILLINOIS.HUB	22.80	18.61	16.04	16.78	22.84	27.18	26.75	33.30	56.38	44.48	49.04	69.27	121.20	120.00	111.37	117.40	106.35	89.78	82.68	49.60	87.53	65.93	47.28	33.78
MICHIGAN.HUB	24.38	19.82	17.05	17.83	24.47	29.96	30.78	35.62	63.24	47.53	52.24	73.06	127.79	125.73	115.66	121.75	99.02	64.91	84.89	50.82	89.61	67.11	47.28	35.21
MINN.HUB	13.60	7.29	4.29	4.21	9.61	13.69	26.18	25.31	49.88	34.39	37.86	61.71	120.77	119.02	109.03	117.05	99.45	64.19	84.61	50.32	79.94	56.88	43.34	21.62
WPS	23.76	19.31	16.54	17.27	23.58	27.16	37.13	39.58	54.89	46.10	51.10	72.39	125.89	125.18	116.29	122.43	99.34	65.07	84.73	50.64	89.72	67.95	46.81	34.15
Forecasted(GW)	59.3	56.8	55.3	55.0	56.3	57.5	62.0	66.7	70.6	73.8	77.0	79.7	81.7	83.5	84.5	85.3	85.1	84.0	82.0	79.3	78.5	76.0	71.2	65.8
(RT) - (DA Load)	0.21	0.35	1.23	0.92	-0.33	0.13	-0.91	-0.22	1.29	2.38	1.07	0.02	0.20	0.67	1.11	1.42	1.57	1.05	1.80	3.02	1.63	2.51	1.35	1.14



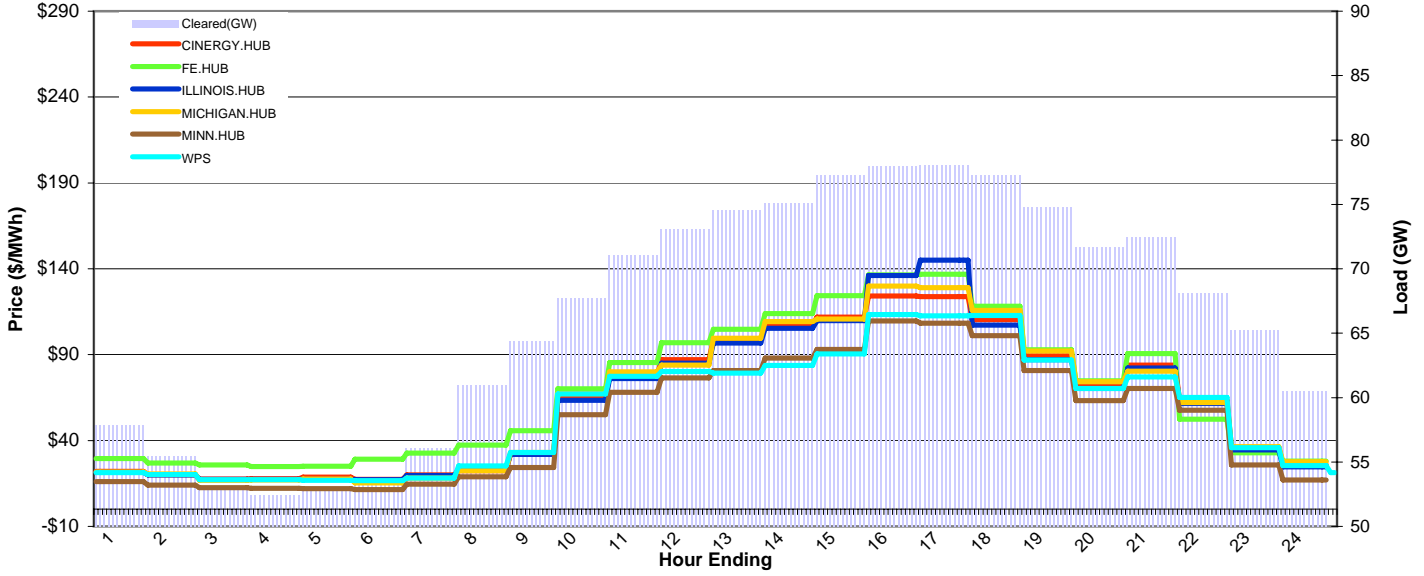
MISO Daily Report

Delivery Day: Saturday, July 26, 2008

Price Color Codes: ≤0 ≥100 ≥200

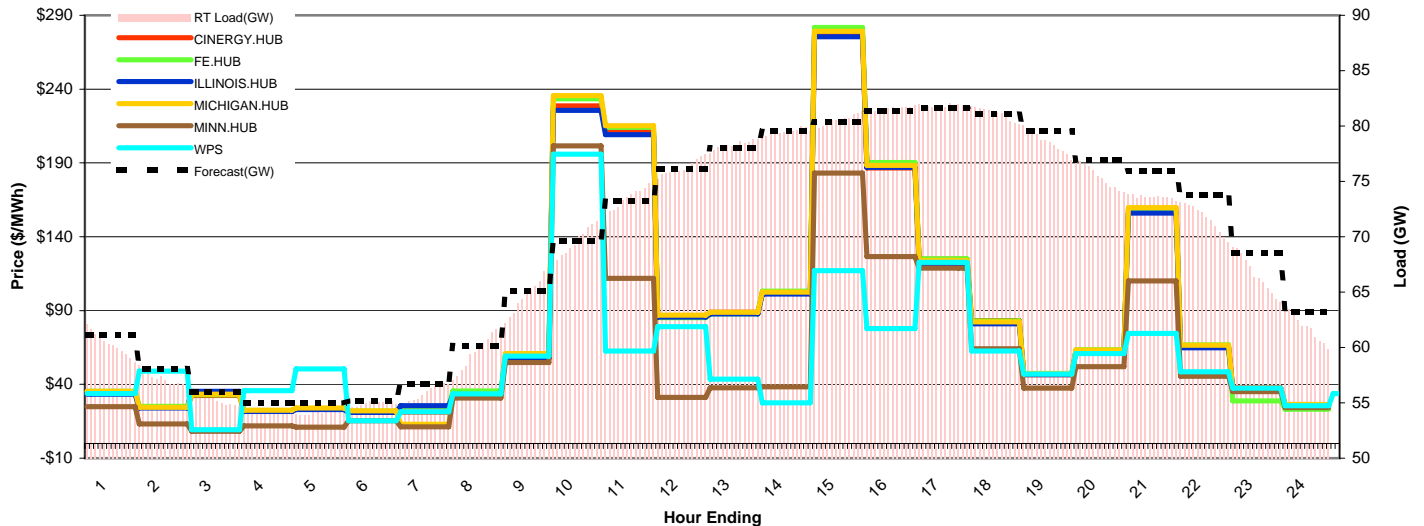
Day-Ahead Prices and Cleared Load

	HE1	HE2	HE3	HE4	HE5	HE6	HE7	HE8	HE9	HE10	HE11	HE12	HE13	HE14	HE15	HE16	HE17	HE18	HE19	HE20	HE21	HE22	HE23	HE24
CINERGY.HUB	22.04	19.98	17.67	17.84	18.65	17.31	19.91	22.47	31.92	64.93	77.83	87.17	98.43	107.33	111.81	124.23	123.75	110.38	89.39	72.05	83.90	63.35	35.95	25.95
FE.HUB	29.59	26.97	25.80	24.90	25.12	29.19	32.75	37.25	45.72	70.17	85.34	97.03	104.78	113.83	124.39	136.48	136.78	118.17	92.80	74.70	90.64	52.35	32.82	28.05
ILLINOIS.HUB	21.53	20.04	17.45	17.39	17.43	17.13	19.60	23.09	31.91	63.34	76.18	85.03	96.72	105.40	109.88	136.14	144.96	107.19	87.14	70.23	82.17	61.58	34.58	24.66
MICHIGAN.HUB	21.76	20.53	16.80	16.99	17.65	15.27	18.15	22.50	32.96	67.25	79.91	83.85	99.53	109.33	110.79	129.99	128.99	115.84	92.11	74.16	80.32	62.14	36.46	27.61
MINN.HUB	16.13	14.11	12.60	12.23	12.07	11.46	14.67	18.80	24.30	55.00	68.01	76.38	80.83	87.95	93.01	109.58	108.24	101.00	80.79	63.14	70.23	57.56	25.69	17.09
WPS	21.26	20.11	17.26	17.13	16.87	16.61	18.12	25.31	33.04	67.20	77.42	80.16	79.30	83.76	90.48	113.41	112.57	112.87	86.98	70.33	77.07	65.02	35.82	25.35
Cleared(GW)	57.8	55.4	53.0	52.4	52.9	53.2	56.1	61.0	64.4	67.7	71.0	73.1	74.5	75.1	77.3	78.0	78.0	77.2	74.8	71.7	72.5	68.1	65.2	60.5



Preliminary Real-Time Prices with Forecasted and Actual System Load

	HE1	HE2	HE3	HE4	HE5	HE6	HE7	HE8	HE9	HE10	HE11	HE12	HE13	HE14	HE15	HE16	HE17	HE18	HE19	HE20	HE21	HE22	HE23	HE24
CINERGY.HUB	33.89	24.50	32.54	21.91	23.36	21.51	21.20	33.82	58.50	228.61	211.01	86.02	88.95	101.67	276.75	186.62	124.87	83.24	46.61	62.68	158.29	65.67	37.58	26.15
FE.HUB	35.31	25.20	32.97	22.21	23.68	21.78	25.10	35.46	59.72	233.43	214.15	85.17	87.78	103.15	281.83	190.22	125.06	83.04	47.47	63.50	158.39	66.84	28.71	23.07
ILLINOIS.HUB	33.46	23.96	35.40	21.56	22.85	20.97	25.54	32.64	57.44	225.64	209.21	85.54	87.75	101.19	275.54	187.12	121.94	80.97	46.48	62.11	156.11	64.79	36.90	25.60
MICHIGAN.HUB	35.21	24.57	33.46	22.55	24.01	21.98	12.97	32.23	60.82	235.68	215.14	86.97	88.86	102.60	279.15	188.29	124.04	82.25	47.19	63.26	159.83	66.49	37.22	26.42
MINN.HUB	24.86	13.09	8.31	11.98	10.96	15.31	11.30	30.84	54.88	201.54	111.74	31.12	37.79	38.35	183.16	126.59	118.78	64.20	37.52	52.06	110.10	45.40	35.15	24.28
WPS	33.77	48.97	9.30	35.73	50.50	15.31	21.35	33.58	59.16	195.82	62.70	79.08	43.52	27.44	117.13	77.72	122.72	62.65	47.07	60.84	74.56	48.61	37.37	25.65
Forecasted(GW)	61.2	58.1	56.0	55.0	55.0	55.2	56.7	60.2	65.0	69.6	73.2	76.2	78.0	79.5	80.4	81.3	81.6	81.1	79.5	77.0	76.0	73.7	68.5	63.2
(RT) - (DA Load)	2.50	1.80	2.34	1.81	1.29	1.75	-0.19	-1.30	0.34	1.96	2.58	3.20	3.77	4.36	3.29	3.61	3.85	3.91	3.78	3.72	1.14	3.59	1.38	1.38



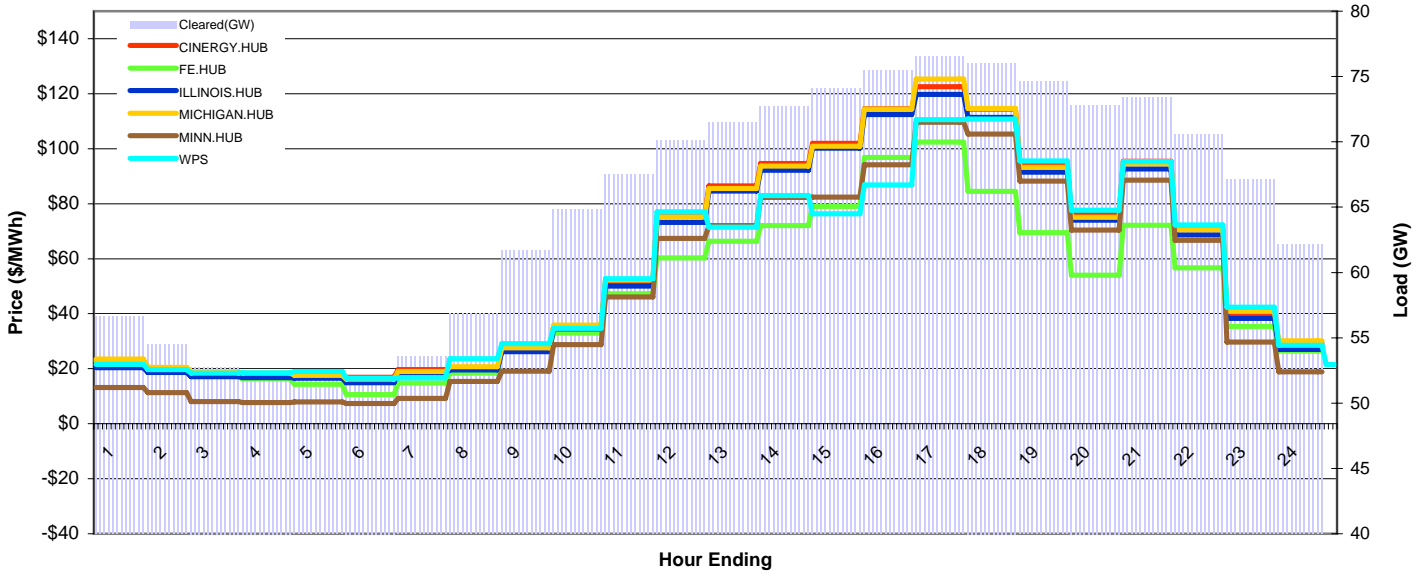
MISO Daily Report

Delivery Day: Sunday, July 27, 2008

Price Color Codes: ≤0 ≥100 ≥200

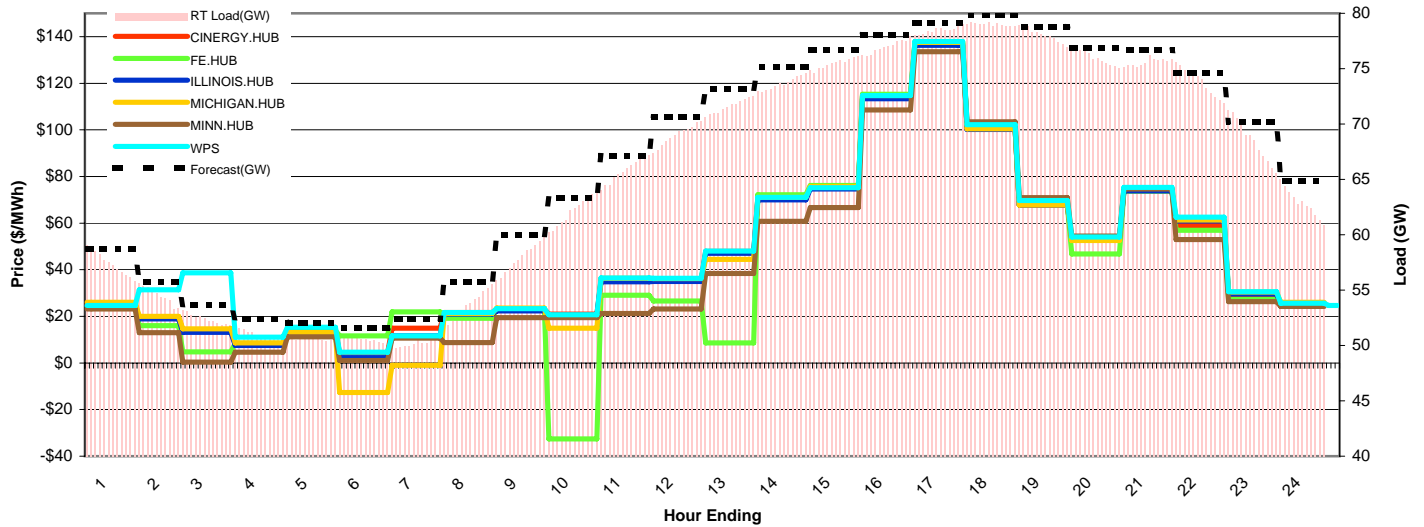
Day-Ahead Prices and Cleared Load

	HE1	HE2	HE3	HE4	HE5	HE6	HE7	HE8	HE9	HE10	HE11	HE12	HE13	HE14	HE15	HE16	HE17	HE18	HE19	HE20	HE21	HE22	HE23	HE24
CINERGY.HUB	22.48	19.80	18.43	18.23	17.87	16.90	19.63	20.13	26.89	35.39	51.54	75.38	86.46	94.59	101.99	114.48	122.52	114.36	94.26	76.24	95.38	70.76	39.58	29.23
FE.HUB	22.87	19.36	17.14	16.31	14.30	10.67	14.79	18.39	27.82	32.98	47.32	60.34	66.38	72.05	79.08	96.85	102.40	84.47	69.44	53.97	72.16	56.74	35.38	26.40
ILLINOIS.HUB	20.38	18.66	17.13	16.74	16.53	14.97	18.55	19.56	26.23	34.51	50.04	73.16	84.65	92.20	100.17	112.43	119.80	111.39	91.50	73.98	92.69	68.65	38.27	27.05
MICHIGAN.HUB	23.51	20.47	18.90	18.36	17.58	16.18	18.94	20.72	27.63	35.88	52.22	75.17	85.56	93.64	100.90	114.38	125.32	114.62	93.18	75.07	94.51	70.59	40.84	30.17
MINN.HUB	13.18	11.36	8.05	7.67	7.88	7.31	9.19	15.34	19.16	28.78	46.09	67.40	72.10	82.27	82.37	94.18	109.57	105.37	88.16	70.46	88.60	66.71	29.72	18.83
WPS	21.59	19.68	18.37	18.55	18.93	16.52	16.65	23.63	29.15	34.65	52.78	77.03	71.46	83.04	76.34	86.78	110.56	110.78	95.55	77.61	95.35	72.32	42.37	28.55
Cleared(GW)	56.7	54.5	52.8	52.2	52.0	51.4	53.6	56.9	61.6	64.8	67.5	70.1	71.5	72.7	74.1	75.5	76.5	76.0	74.6	72.8	73.4	70.6	67.2	62.1



Preliminary Real-Time Prices with Forecasted and Actual System Load

	HE1	HE2	HE3	HE4	HE5	HE6	HE7	HE8	HE9	HE10	HE11	HE12	HE13	HE14	HE15	HE16	HE17	HE18	HE19	HE20	HE21	HE22	HE23	HE24
CINERGY.HUB	25.24	19.36	14.20	8.33	13.59	4.41	14.91	21.70	22.99	20.97	35.49	35.34	47.80	70.94	75.31	114.26	136.90	100.26	67.71	53.00	73.91	59.00	28.97	25.31
FE.HUB	24.20	16.06	4.82	8.40	14.02	11.63	21.89	19.18	23.28	-32.57	29.09	26.56	8.65	72.12	76.17	115.23	137.82	100.75	67.93	46.72	73.63	56.92	27.25	24.91
ILLINOIS.HUB	24.57	18.85	13.10	7.49	13.17	2.26	11.66	21.01	22.37	20.38	34.85	34.96	47.04	69.96	74.61	113.38	136.21	100.12	67.70	52.88	73.79	60.90	29.67	25.05
MICHIGAN.HUB	26.04	19.95	14.59	8.55	13.06	-12.63	-0.95	21.29	23.52	14.85	36.37	36.21	44.38	71.12	75.68	114.68	137.48	100.47	67.75	52.54	74.94	61.33	30.40	26.01
MINN.HUB	23.10	13.03	0.34	4.62	11.25	1.11	10.71	8.67	19.44	19.43	21.25	23.17	38.37	60.74	66.67	108.54	133.57	103.41	70.88	54.46	74.59	52.98	26.32	24.21
WPS	24.59	31.38	38.63	11.02	15.30	4.64	11.60	21.59	23.28	20.69	36.51	36.30	48.03	71.01	75.16	114.68	137.87	102.27	69.67	54.02	75.26	62.54	30.54	25.60
Forecasted(GW)	58.7	55.8	53.7	52.4	52.0	51.5	52.4	55.7	59.9	63.3	67.1	70.6	73.2	75.1	76.7	78.1	79.1	79.8	78.8	76.9	76.6	74.6	70.2	64.9
(RT) - (DA Load)	0.76	0.07	-0.36	-1.08	-1.49	-0.85	-3.33	-3.34	-3.74	-2.74	-1.73	-1.08	0.14	1.00	1.38	1.50	1.95	2.97	3.48	3.19	2.20	3.24	1.39	0.76



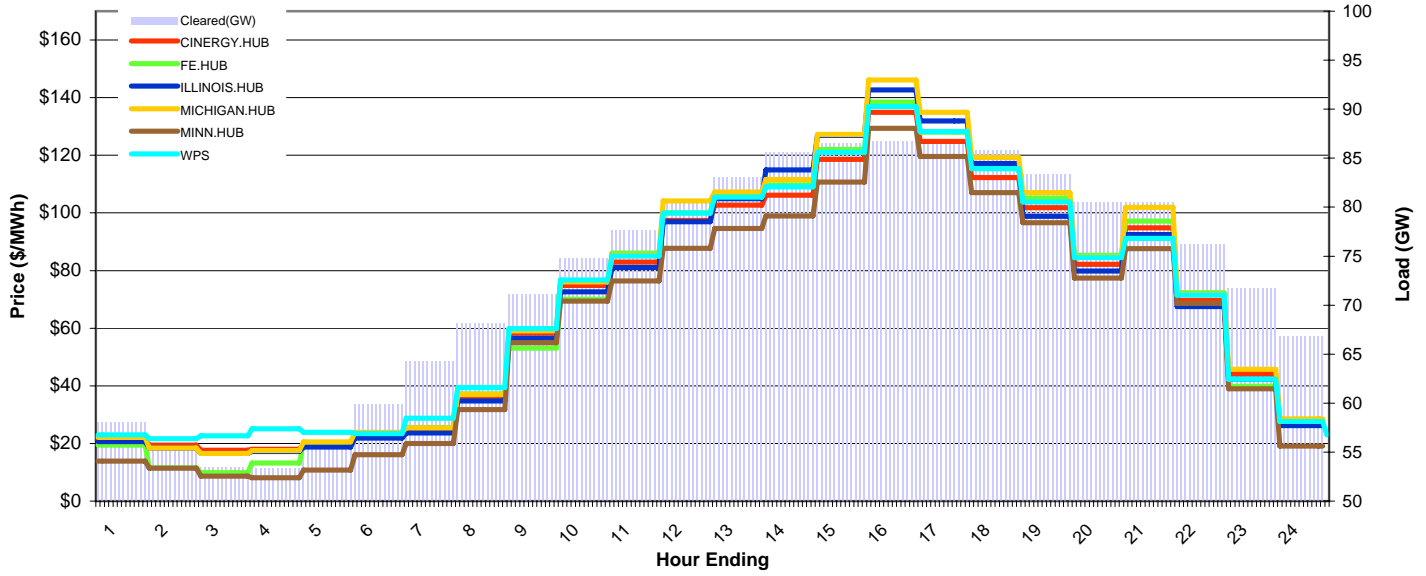
MISO Daily Report

Delivery Day: Monday, July 28, 2008

Price Color Codes: ≤0 ≥100 ≥200

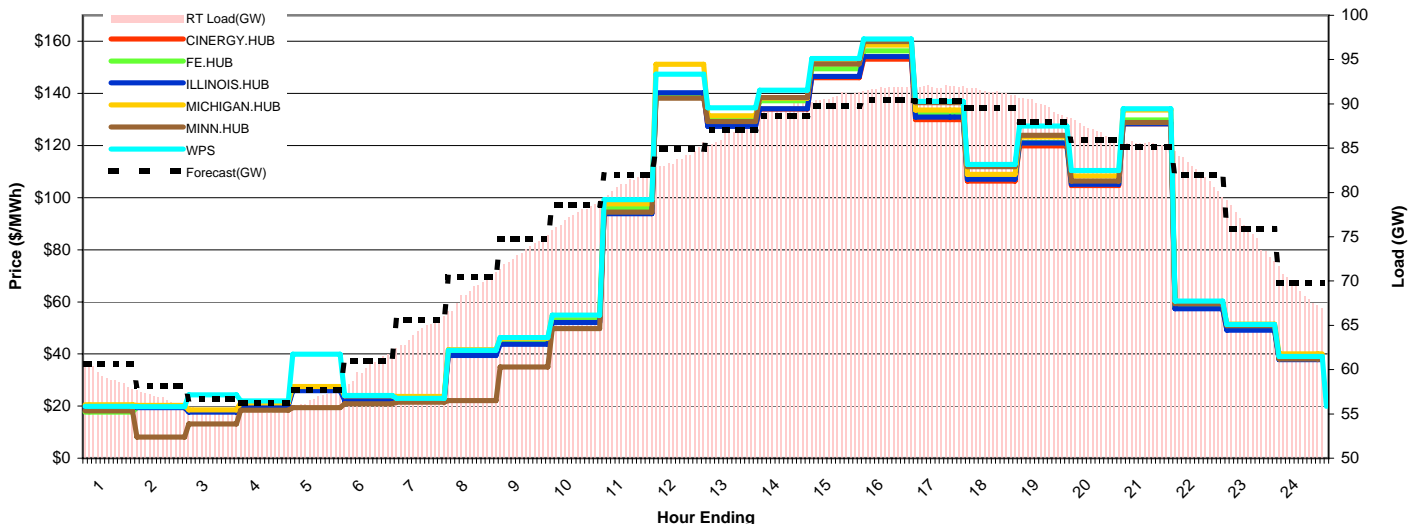
Day-Ahead Prices and Cleared Load

	HE1	HE2	HE3	HE4	HE5	HE6	HE7	HE8	HE9	HE10	HE11	HE12	HE13	HE14	HE15	HE16	HE17	HE18	HE19	HE20	HE21	HE22	HE23	HE24
CINERGY.HUB	21.35	19.38	17.65	17.94	19.74	22.80	24.63	35.88	58.32	74.87	82.91	97.36	102.73	106.20	118.59	134.93	124.82	112.27	101.80	82.22	94.83	69.64	44.24	27.09
FE.HUB	19.44	11.58	9.87	13.22	20.18	23.25	25.55	37.25	53.11	70.05	86.02	100.10	106.24	109.67	122.01	138.45	128.04	115.66	105.10	85.31	97.19	72.28	39.85	28.30
ILLINOIS.HUB	20.63	18.39	16.60	17.17	18.81	21.84	23.68	34.74	56.57	72.65	81.07	96.97	104.95	114.91	126.96	142.68	131.91	117.11	98.84	79.80	92.44	67.50	42.36	26.16
MICHIGAN.HUB	22.06	18.40	16.50	17.51	20.59	23.89	25.38	37.00	59.04	76.05	85.37	104.11	107.25	111.61	127.29	146.15	134.96	119.23	106.99	84.67	101.88	71.73	45.73	28.53
MINN.HUB	13.86	11.49	8.67	8.11	10.79	16.06	20.00	31.71	55.00	69.42	76.41	87.74	94.64	98.93	110.69	129.38	119.57	107.07	96.61	77.37	87.56	68.66	38.99	19.07
WPS	22.96	21.69	22.63	25.14	23.92	23.44	28.75	39.47	59.84	76.78	85.05	99.92	105.49	109.06	120.98	136.87	128.26	115.33	103.81	84.47	91.12	71.49	42.30	27.62
Cleared(GW)	58.0	55.4	53.4	53.3	55.9	59.9	64.2	68.2	71.1	74.8	77.6	80.4	83.0	85.6	86.5	86.7	86.6	85.8	83.4	80.4	80.5	76.2	71.7	66.8



Preliminary Real-Time Prices with Forecasted and Actual System Load

	HE1	HE2	HE3	HE4	HE5	HE6	HE7	HE8	HE9	HE10	HE11	HE12	HE13	HE14	HE15	HE16	HE17	HE18	HE19	HE20	HE21	HE22	HE23	HE24
CINERGY.HUB	19.87	19.70	18.05	20.60	26.57	22.91	22.59	40.02	44.21	52.61	94.04	139.43	127.55	133.95	146.00	153.15	129.98	106.43	119.90	104.61	128.39	57.43	49.54	38.46
FE.HUB	17.71	19.54	17.97	20.66	26.78	23.19	23.06	40.83	45.08	53.65	95.75	139.11	130.40	137.20	149.45	156.41	132.16	107.81	121.07	105.54	129.85	57.95	50.03	38.88
ILLINOIS.HUB	19.55	19.38	17.69	20.15	25.89	22.29	22.09	39.46	43.75	52.10	93.79	140.31	127.36	134.14	146.48	154.11	130.92	107.12	120.98	105.10	128.42	57.39	49.13	37.79
MICHIGAN.HUB	20.48	20.21	18.57	21.20	27.51	23.91	23.65	41.58	45.95	54.83	97.64	151.26	131.46	138.19	151.49	158.59	133.66	108.91	123.38	108.35	133.64	59.56	51.48	40.10
MINN.HUB	18.19	8.13	13.18	18.47	19.38	20.86	21.50	22.08	34.96	49.69	94.45	138.13	129.21	138.41	151.34	159.90	136.45	111.94	123.96	106.34	128.83	59.32	50.82	38.12
WPS	19.95	19.74	24.34	22.00	39.92	24.10	22.99	41.35	46.29	54.93	99.27	147.35	134.51	141.29	153.38	160.89	136.92	112.77	127.49	110.38	134.14	60.35	51.39	39.08
Forecasted(GW)	60.6	58.2	56.7	56.2	57.7	61.0	65.6	70.4	74.7	78.6	82.0	84.9	87.1	88.7	89.8	90.4	90.3	89.6	88.0	85.9	85.1	81.9	75.9	69.8
(RT) - (DA Load)	1.06	1.38	2.04	1.91	0.88	0.34	0.04	0.76	2.22	2.71	3.40	3.46	3.74	3.96	4.27	5.09	5.37	5.61	6.38	6.61	4.99	6.03	3.80	2.16



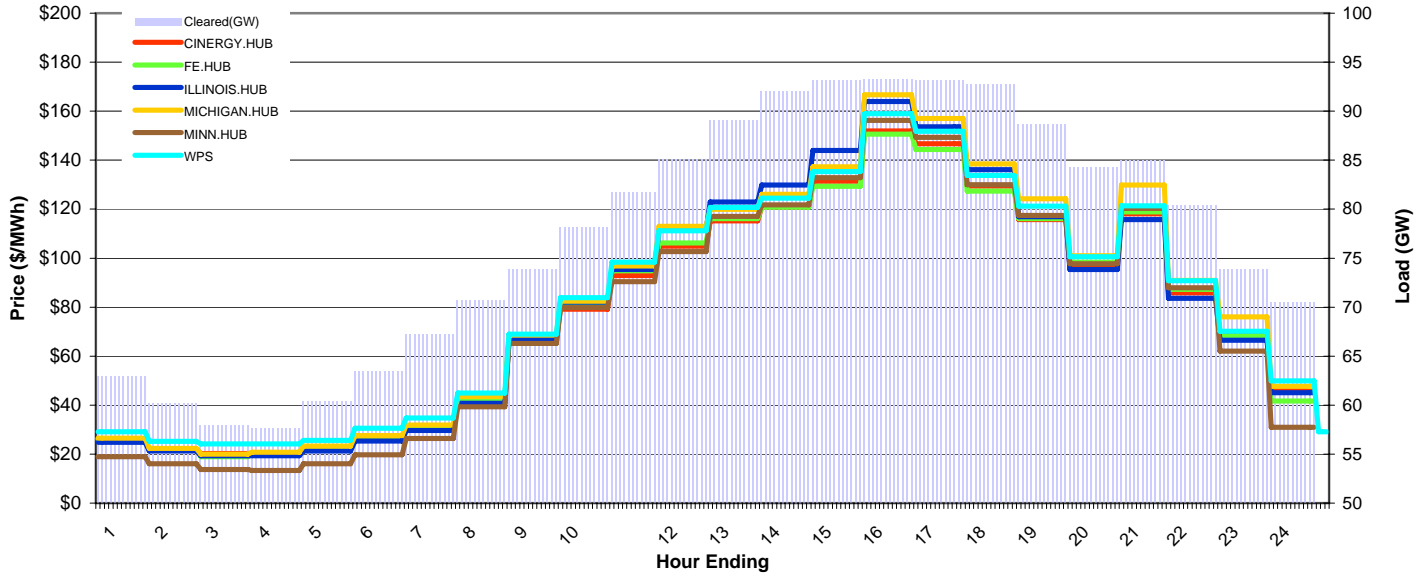
MISO Daily Report

Delivery Day: Tuesday, July 29, 2008

Price Color Codes: ≤0 ≥100 ≥200

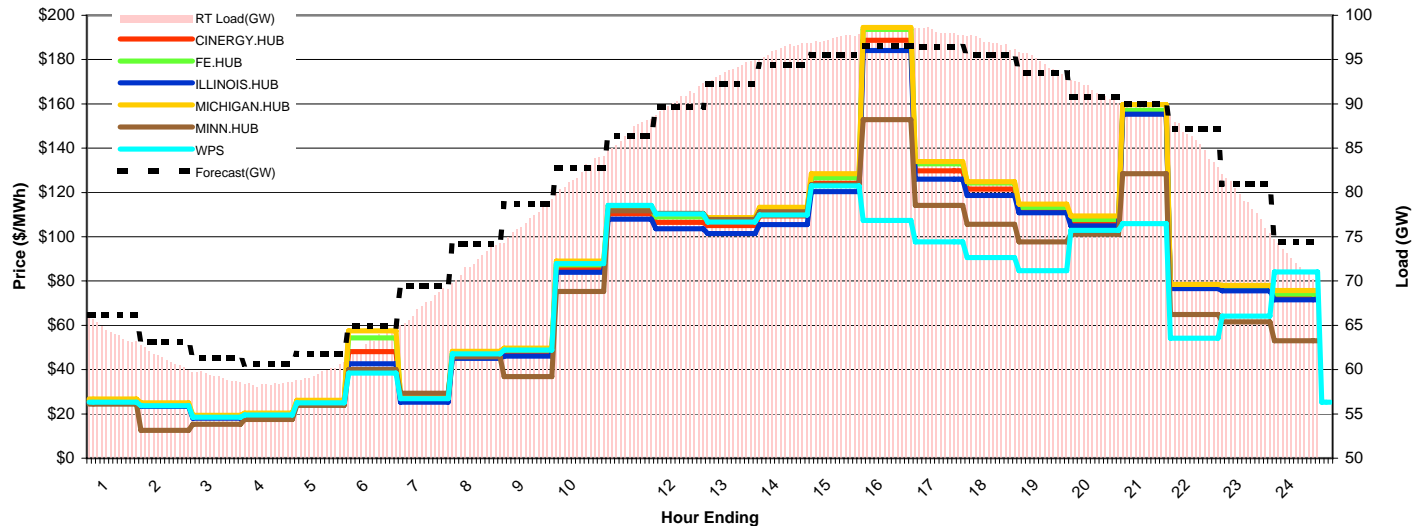
Day-Ahead Prices and Cleared Load

	HE1	HE2	HE3	HE4	HE5	HE6	HE7	HE8	HE9	HE10	HE11	HE12	HE13	HE14	HE15	HE16	HE17	HE18	HE19	HE20	HE21	HE22	HE23	HE24
CINERGY.HUB	25.78	22.01	20.19	20.38	22.69	26.75	30.60	41.80	65.71	79.14	92.89	104.86	115.17	120.92	131.39	151.99	146.76	129.44	115.77	96.45	118.11	85.80	68.55	46.73
FE.HUB	26.12	21.77	18.90	20.46	23.06	27.30	31.24	42.69	67.11	80.84	94.86	106.23	116.14	120.88	129.38	150.64	144.39	127.38	116.07	98.36	118.90	87.28	68.16	41.73
ILLINOIS.HUB	24.83	21.30	19.32	19.28	21.34	25.29	29.68	40.72	66.76	82.09	95.32	111.67	122.98	129.81	144.02	163.91	153.66	136.09	116.98	95.36	115.79	83.59	66.46	45.06
MICHIGAN.HUB	26.54	22.38	19.99	20.77	23.25	27.59	31.87	43.56	68.52	82.49	96.86	113.04	119.86	126.05	137.29	166.74	157.05	138.50	124.22	100.96	129.89	90.90	76.05	47.70
MINN.HUB	18.97	16.12	13.74	13.32	16.10	19.75	26.36	39.30	65.16	79.81	90.44	102.67	117.02	121.78	132.89	156.30	149.31	130.00	117.43	97.67	120.26	87.96	62.01	30.99
WPS	29.10	25.22	24.15	24.23	25.61	30.61	34.69	44.92	68.92	83.88	98.38	111.12	120.74	124.46	135.36	158.93	151.75	133.80	121.18	100.54	121.39	90.83	70.21	49.90
Cleared(GW)	62.9	60.2	57.9	57.6	60.4	63.5	67.2	70.6	73.8	78.1	81.7	85.0	89.1	92.1	93.1	93.3	93.2	92.7	88.6	84.2	85.0	80.3	73.8	70.5



Preliminary Real-Time Prices with Forecasted and Actual System Load

	HE1	HE2	HE3	HE4	HE5	HE6	HE7	HE8	HE9	HE10	HE11	HE12	HE13	HE14	HE15	HE16	HE17	HE18	HE19	HE20	HE21	HE22	HE23	HE24
CINERGY.HUB	25.59	24.00	18.66	19.70	25.15	48.08	25.95	46.08	47.64	86.04	110.39	106.48	105.01	109.33	124.07	188.74	129.70	121.59	111.89	106.39	155.65	76.84	76.31	73.30
FE.HUB	26.02	24.37	18.92	19.94	25.53	54.28	28.46	47.18	48.86	87.24	112.43	109.01	107.83	112.66	126.66	193.58	132.97	124.21	113.29	107.76	157.03	77.45	76.67	74.20
ILLINOIS.HUB	24.90	23.37	18.10	19.06	24.25	42.65	25.26	45.07	46.06	83.99	107.88	103.68	101.48	105.44	120.31	184.16	126.01	118.57	110.88	104.90	155.29	76.65	75.54	71.58
MICHIGAN.HUB	26.72	24.96	19.38	20.41	26.14	57.55	27.69	48.24	49.70	88.96	114.05	110.26	108.68	113.33	128.46	194.55	133.95	124.88	114.80	109.44	159.66	78.42	78.04	75.78
MINN.HUB	24.43	12.58	15.27	17.54	23.78	40.10	29.32	45.79	36.80	75.30	111.73	110.49	107.85	111.25	123.49	152.83	114.15	105.70	97.63	101.11	128.44	64.85	61.57	53.05
WPS	25.32	23.75	18.56	19.52	24.93	38.39	26.86	47.16	48.88	87.82	114.22	110.24	106.70	109.82	122.97	107.30	97.72	90.57	84.64	102.88	105.87	54.23	64.13	84.14
Forecasted(GW)	66.2	63.2	61.4	60.6	61.8	64.9	69.5	74.2	78.7	82.7	86.4	89.7	92.2	94.4	95.6	96.5	96.4	95.5	93.5	90.7	90.0	87.2	81.0	74.4
(RT) - (DA Load)	1.33	1.11	1.30	0.75	-0.73	-0.33	-0.04	1.57	2.94	3.97	4.99	5.47	4.71	4.09	4.28	4.97	4.99	4.29	5.99	7.19	4.78	5.50	5.10	1.68



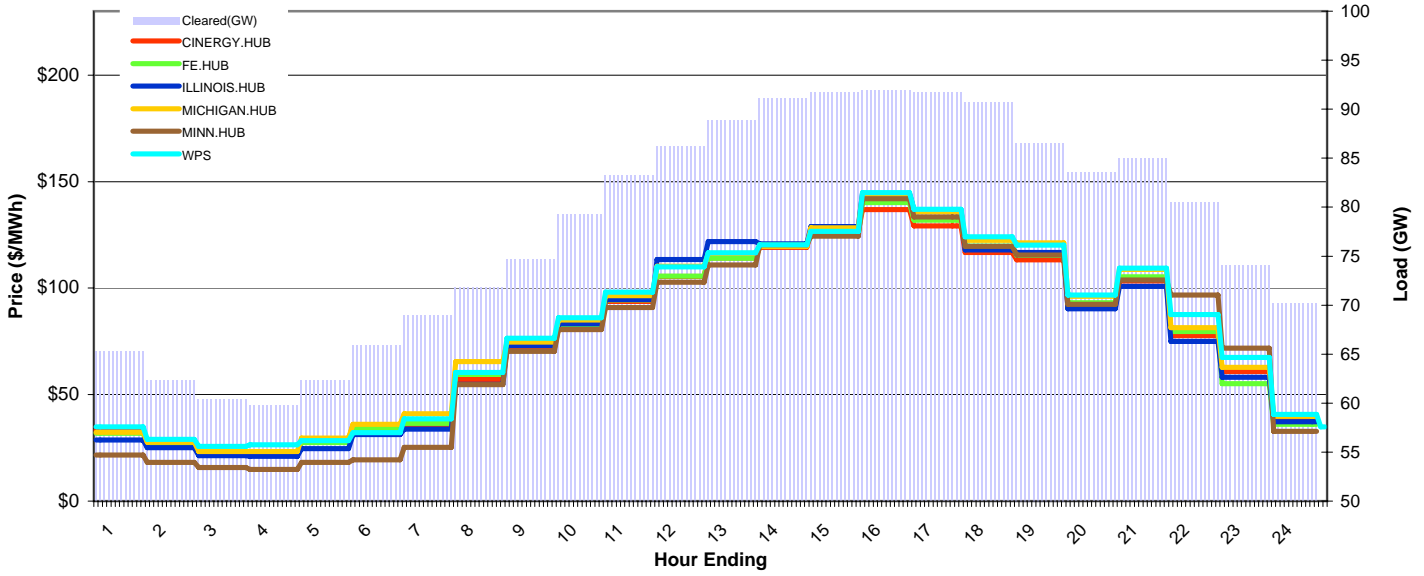
MISO Daily Report

Delivery Day: Wednesday, July 30, 2008

Price Color Codes: <=0 >=100 >=200

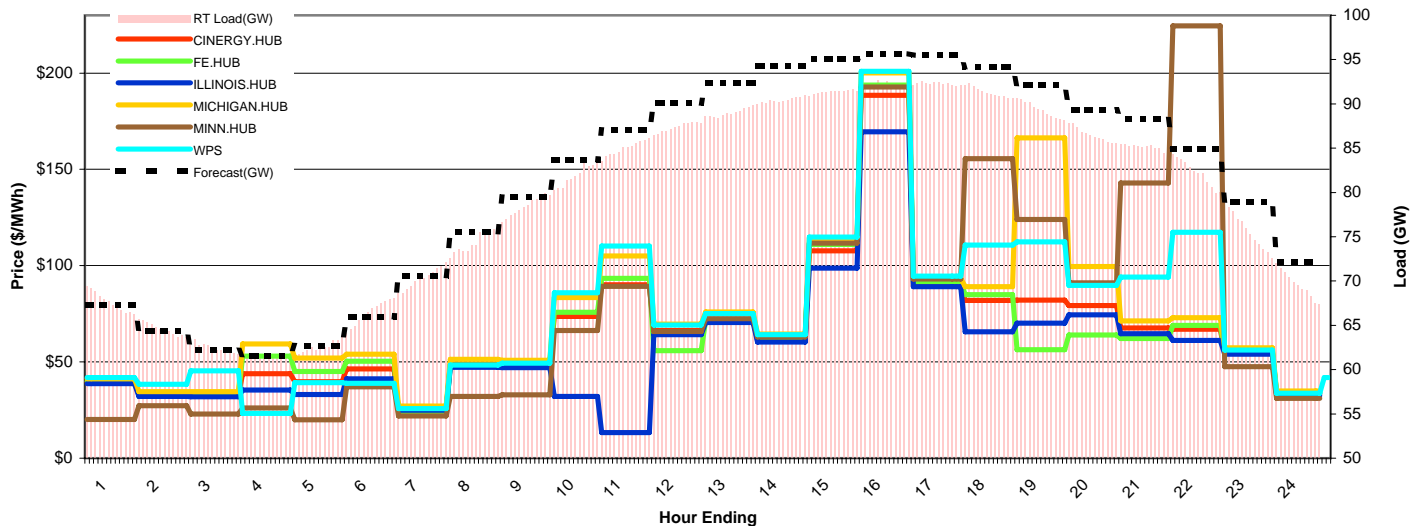
Day-Ahead Prices and Cleared Load

	HE1	HE2	HE3	HE4	HE5	HE6	HE7	HE8	HE9	HE10	HE11	HE12	HE13	HE14	HE15	HE16	HE17	HE18	HE19	HE20	HE21	HE22	HE23	HE24
CINERGY.HUB	33.15	26.93	22.77	22.73	28.87	35.76	35.24	57.06	71.50	81.47	93.81	105.48	114.20	119.12	126.45	136.79	129.20	116.72	113.31	91.18	103.37	77.74	60.80	39.17
FE.HUB	31.80	27.12	22.97	22.95	27.44	34.07	36.50	59.50	73.08	82.91	94.56	105.60	114.04	120.51	125.59	140.09	131.84	119.70	115.31	93.15	105.34	79.60	55.09	36.05
ILLINOIS.HUB	28.73	25.15	21.26	21.08	24.63	31.32	33.79	54.90	72.99	83.25	94.58	113.38	121.81	120.75	128.95	144.33	136.77	117.98	116.76	90.29	100.73	75.01	58.19	37.30
MICHIGAN.HUB	32.32	27.63	23.35	23.32	29.54	36.08	41.07	65.50	74.67	85.01	96.41	110.31	116.34	119.52	128.26	142.93	135.79	122.51	121.17	96.08	108.77	81.48	62.76	39.87
MINN.HUB	21.60	18.15	15.73	14.90	18.20	19.42	25.25	54.68	70.25	80.45	90.95	102.73	110.86	120.33	124.35	142.01	133.40	119.65	115.60	92.45	103.83	96.76	71.82	32.81
WPS	34.90	29.05	25.76	26.37	28.46	32.20	38.61	60.46	76.50	86.10	98.03	110.02	116.54	120.34	126.59	144.84	136.98	124.15	120.15	96.71	109.37	87.54	67.44	40.69
Cleared(GW)	65.3	62.3	60.4	59.8	62.3	65.9	69.0	71.8	74.6	79.2	83.3	86.3	88.9	91.1	91.7	91.9	91.7	90.7	86.5	83.5	85.0	80.5	74.1	70.2



Preliminary Real-Time Prices with Forecasted and Actual System Load

	HE1	HE2	HE3	HE4	HE5	HE6	HE7	HE8	HE9	HE10	HE11	HE12	HE13	HE14	HE15	HE16	HE17	HE18	HE19	HE20	HE21	HE22	HE23	HE24
CINERGY.HUB	39.50	33.08	32.93	43.87	39.74	46.44	25.70	48.87	48.25	73.58	90.04	66.24	71.88	61.09	107.73	188.46	89.48	81.97	82.08	79.31	67.56	66.97	54.94	33.34
FE.HUB	40.02	33.44	33.25	53.00	45.09	50.35	23.84	48.40	49.31	75.77	93.46	55.81	71.71	62.85	110.97	193.81	91.59	84.94	56.29	64.06	62.08	69.03	55.36	33.85
ILLINOIS.HUB	38.64	32.13	31.85	35.42	33.07	41.17	24.95	47.22	46.98	32.13	13.33	64.18	70.39	60.29	98.79	169.47	89.08	65.62	70.12	74.37	64.68	61.15	54.09	32.65
MICHIGAN.HUB	41.23	34.61	34.59	59.37	52.01	54.04	27.13	51.40	50.86	83.46	105.09	69.64	75.98	64.40	114.21	200.07	93.46	89.00	166.39	99.56	71.36	72.99	57.31	34.82
MINN.HUB	20.15	27.24	22.98	26.11	20.02	37.08	21.96	32.15	32.84	66.37	89.28	65.89	72.42	62.94	111.64	192.71	93.00	155.63	124.03	91.07	142.93	224.49	47.45	31.11
WPS	41.84	38.41	45.40	23.23	39.20	38.87	25.70	48.40	49.30	86.00	110.11	69.11	75.05	64.23	114.77	200.98	94.60	110.74	112.30	89.73	94.05	117.36	56.23	33.78
Forecasted(GW)	67.3	64.4	62.2	61.6	62.7	65.9	70.6	75.5	79.5	83.7	87.1	90.1	92.4	94.3	95.0	95.7	95.5	94.2	92.1	89.3	88.3	84.9	78.9	72.2
(RT) - (DA Load)	2.32	2.22	2.03	1.85	0.18	0.47	1.32	2.65	3.78	2.68	1.68	1.07	0.05	-0.72	-0.33	0.35	0.58	0.62	2.78	2.97	0.15	1.74	1.63	-0.60



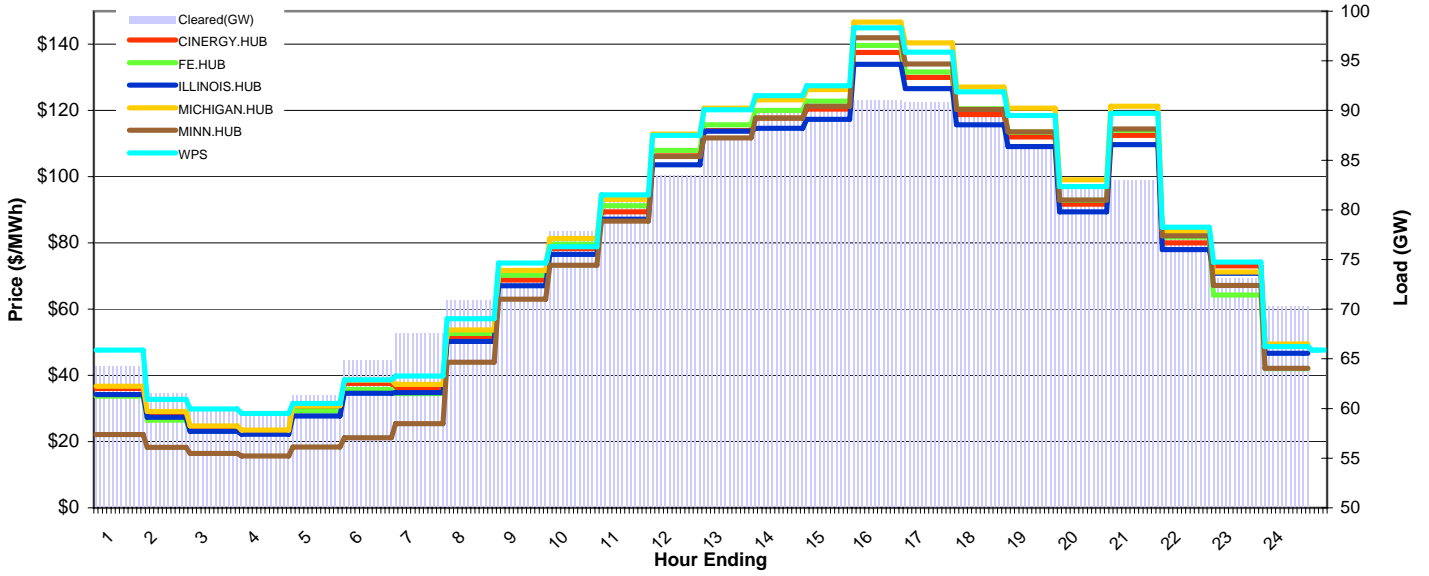
MISO Daily Report

Delivery Day: Thursday, July 31, 2008

Price Color Codes: ≤0 ≥100 ≥200

Day-Ahead Prices and Cleared Load

	HE1	HE2	HE3	HE4	HE5	HE6	HE7	HE8	HE9	HE10	HE11	HE12	HE13	HE14	HE15	HE16	HE17	HE18	HE19	HE20	HE21	HE22	HE23	HE24
CINERGY.HUB	36.08	28.51	24.06	23.24	30.00	37.58	35.85	51.58	68.83	78.25	89.40	106.33	113.92	117.68	120.46	137.55	130.00	118.75	112.00	91.74	112.54	80.06	73.04	48.95
FE.HUB	33.70	26.53	23.12	23.31	29.26	35.78	34.51	52.66	70.27	79.65	91.28	107.96	115.70	120.06	122.85	139.65	131.65	120.52	113.46	92.90	114.00	81.75	64.27	42.05
ILLINOIS.HUB	34.22	27.40	23.14	22.26	27.76	34.62	34.81	50.23	67.09	76.56	87.14	103.64	113.78	114.67	117.38	134.00	126.64	115.71	109.13	89.39	109.65	78.02	70.81	46.72
MICHIGAN.HUB	36.73	29.12	24.79	23.51	30.81	38.56	37.28	53.75	71.71	81.35	93.15	112.86	120.75	123.20	126.30	146.69	140.40	127.05	120.72	99.02	121.34	83.54	71.25	49.45
MINN.HUB	22.16	18.27	16.41	15.65	18.36	21.14	25.38	43.93	63.03	73.26	86.55	106.13	111.70	117.74	121.33	142.01	134.01	120.32	113.57	92.96	114.43	82.15	67.16	42.16
WPS	47.63	32.79	29.83	28.55	31.51	38.67	39.82	57.08	73.90	78.88	94.54	112.49	120.28	124.53	127.47	144.93	137.67	125.67	118.53	97.08	119.14	84.74	74.20	48.69
Cleared(GW)	64.2	61.5	59.7	59.2	61.3	64.9	67.6	70.9	73.2	77.9	81.0	83.5	87.1	90.0	90.5	91.1	90.8	89.8	86.6	82.6	82.9	77.9	73.1	70.3



Preliminary Real-Time Prices with Forecasted and Actual System Load

	HE1	HE2	HE3	HE4	HE5	HE6	HE7	HE8	HE9	HE10	HE11	HE12	HE13	HE14	HE15	HE16	HE17	HE18	HE19	HE20	HE21	HE22	HE23	HE24
CINERGY.HUB	42.93	24.35	23.48	24.37	32.28	42.33	37.22	50.28	53.15	57.54	102.97	94.85	128.80	68.49	95.92	142.22	107.91	125.34	113.99	88.82	110.50	76.82	73.07	36.00
FE.HUB	21.96	2.30	23.83	25.39	37.42	43.14	37.04	52.52	55.24	64.13	106.71	97.92	133.40	67.63	99.04	147.28	111.53	129.09	116.63	90.81	112.63	78.00	74.01	32.55
ILLINOIS.HUB	41.78	23.62	22.79	22.35	27.14	41.00	36.35	49.36	40.73	23.12	79.63	78.98	97.92	38.22	93.44	139.31	105.60	123.10	112.66	87.74	108.71	75.80	71.98	35.33
MICHIGAN.HUB	42.07	22.47	24.42	26.33	39.15	44.18	38.90	52.86	57.57	66.96	112.83	103.63	139.26	82.95	100.26	148.90	112.36	129.74	118.41	92.28	114.32	79.50	75.69	37.11
MINN.HUB	38.88	17.95	11.86	18.54	13.37	27.41	24.29	40.73	47.39	43.28	84.43	88.23	122.83	65.90	94.38	141.90	109.98	127.25	115.41	90.21	116.92	79.47	75.16	36.41
WPS	41.78	23.91	23.40	21.75	24.23	42.28	37.84	52.07	58.58	68.09	118.22	103.66	138.18	78.16	98.89	145.07	110.14	128.18	116.61	91.26	115.96	80.36	75.59	36.88
Forecasted(GW)	66.3	62.9	60.8	60.0	61.5	64.8	69.6	74.3	78.4	82.5	86.2	89.4	91.7	93.7	94.7	95.5	95.2	94.2	91.9	89.0	87.9	84.2	78.2	71.2
(RT) - (DA Load)	0.92	0.26	-0.11	-0.18	-1.29	-1.03	0.32	2.23	4.12	3.25	3.63	4.13	3.55	2.61	3.27	3.26	3.69	3.91	4.99	6.08	3.84	5.75	3.86	0.39

