

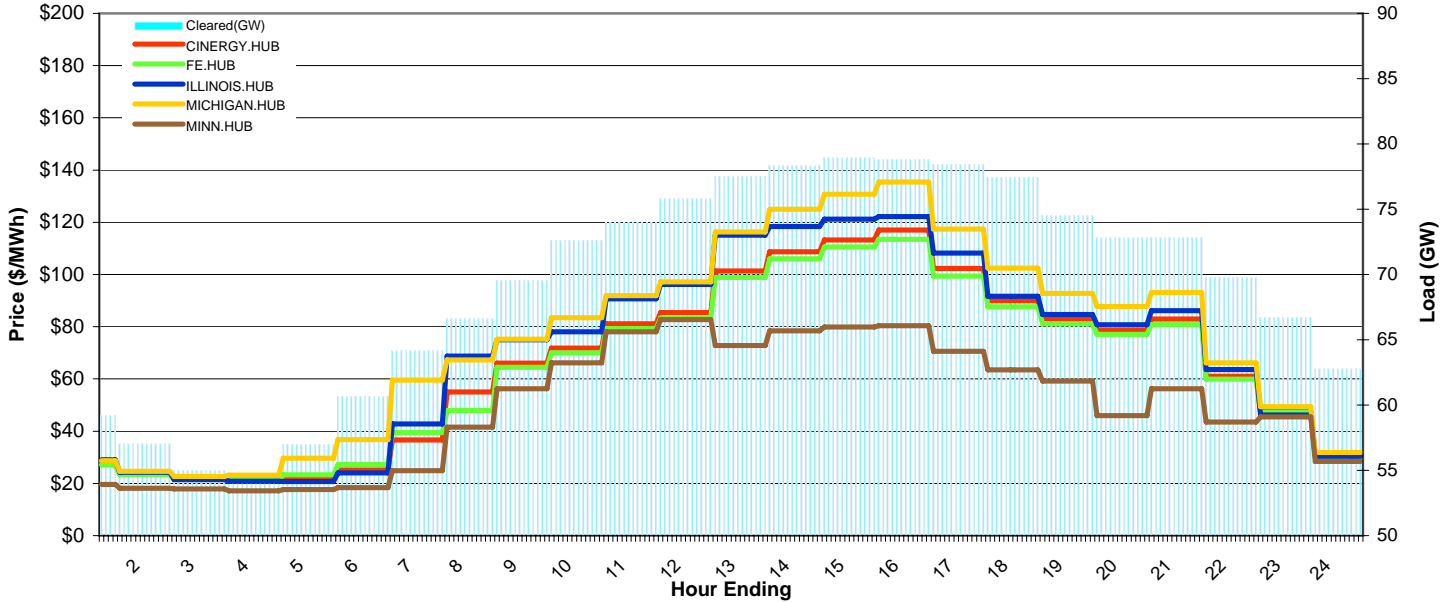
MISO Hub Report

Delivery Day: Friday, June 1, 2007

Price Color Codes: ≤0 ≥100 ≥200

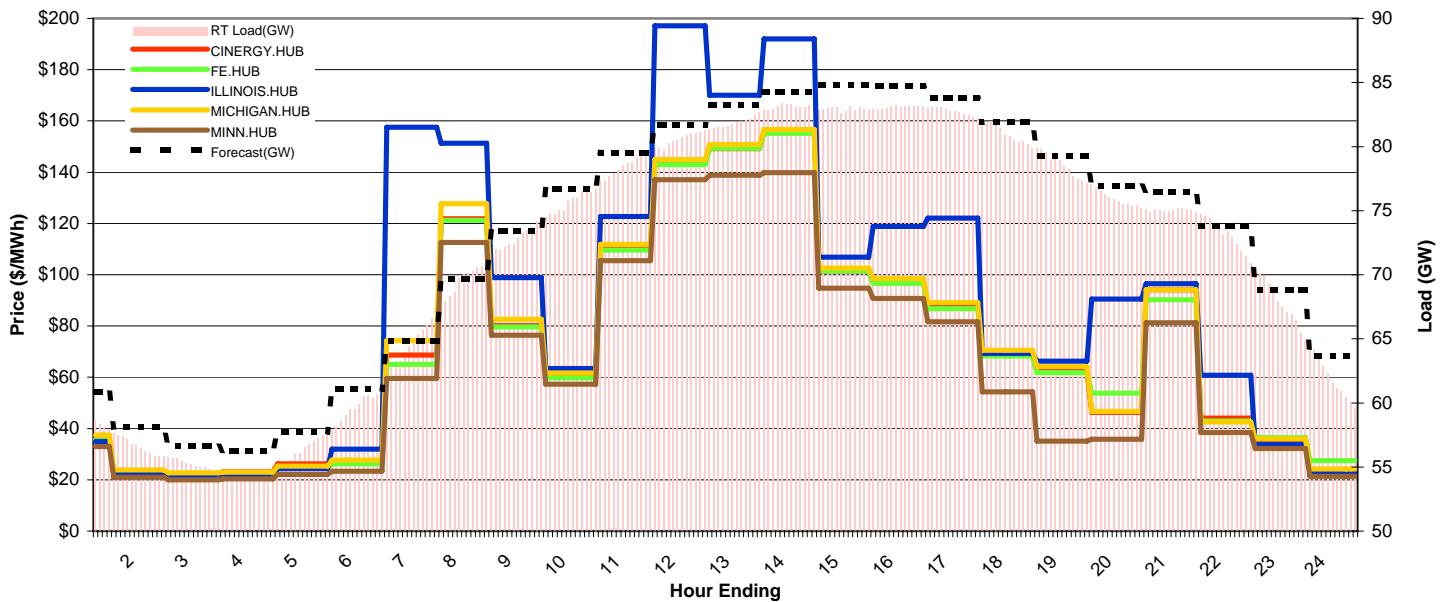
Day-Ahead Prices and Cleared Load

	HE1	HE2	HE3	HE4	HE5	HE6	HE7	HE8	HE9	HE10	HE11	HE12	HE13	HE14	HE15	HE16	HE17	HE18	HE19	HE20	HE21	HE22	HE23	HE24
CINERGY.HUB	27.41	23.69	21.84	21.27	21.98	25.08	36.63	55.00	66.00	71.80	81.10	85.36	101.39	108.64	113.27	117.09	102.37	90.00	83.00	78.70	82.93	60.99	47.61	30.47
FE.HUB	27.12	23.41	21.61	21.25	23.28	27.21	39.45	47.94	64.44	70.00	79.25	83.31	98.89	106.06	110.60	113.52	99.38	87.57	81.10	77.03	80.92	59.98	47.21	30.16
ILLINOIS.HUB	29.03	24.22	21.45	20.86	20.71	24.04	42.75	68.79	74.95	78.10	90.72	96.16	115.03	118.34	121.23	122.21	108.24	91.64	84.71	80.70	86.10	63.61	46.26	30.34
MICHIGAN.HUB	28.65	24.68	22.73	23.12	29.65	36.80	59.60	67.24	75.27	83.40	91.96	97.16	116.34	124.97	130.79	135.36	117.39	102.49	92.79	87.69	93.14	66.12	49.43	31.91
MINN.HUB	19.57	18.19	17.91	17.20	17.65	18.41	24.86	41.50	56.24	66.17	78.09	82.71	72.85	78.46	79.85	80.37	70.61	63.51	59.13	45.95	56.24	43.47	45.41	28.47
Cleared(GW)	59.2	57.0	55.0	54.2	57.0	60.7	64.2	66.6	69.6	72.6	74.0	75.8	77.5	78.3	78.9	78.8	78.4	77.4	74.5	72.8	72.8	69.8	66.7	62.8



Preliminary Real-Time Prices with Forecasted and Actual System Load

	HE1	HE2	HE3	HE4	HE5	HE6	HE7	HE8	HE9	HE10	HE11	HE12	HE13	HE14	HE15	HE16	HE17	HE18	HE19	HE20	HE21	HE22	HE23	HE24
CINERGY.HUB	35.85	22.94	21.89	23.09	26.27	27.09	68.67	121.82	80.15	61.02	110.87	144.74	149.21	155.93	101.46	97.18	87.95	68.52	62.25	46.30	94.10	44.09	34.74	23.25
FE.HUB	35.76	22.94	21.91	22.21	24.44	26.16	65.10	121.28	79.64	59.75	109.56	142.89	149.26	155.24	101.56	96.59	86.80	68.32	61.83	53.80	90.22	42.94	36.41	27.44
ILLINOIS.HUB	34.98	22.40	21.34	21.90	24.40	31.98	157.52	151.35	98.82	63.45	122.71	197.15	170.01	191.98	106.86	118.81	122.09	69.35	66.32	90.49	96.52	60.83	33.84	22.45
MICHIGAN.HUB	37.50	23.80	22.71	23.02	25.40	27.68	74.22	127.68	82.70	61.71	111.88	144.94	150.87	156.68	102.64	98.48	89.11	70.49	64.19	46.67	94.07	42.61	35.92	24.17
MINN.HUB	32.95	20.98	19.99	20.41	22.15	23.34	59.56	112.56	76.43	57.31	105.48	137.10	138.80	139.81	94.81	90.79	81.65	54.28	35.06	35.83	81.24	38.47	32.15	21.31
Forecasted(GW)	60.9	58.1	56.7	56.2	57.7	61.1	64.8	69.6	73.4	76.7	79.5	81.7	83.2	84.3	84.8	84.7	83.8	81.9	79.3	76.9	76.5	73.8	68.8	63.7
(RT) - (DA Load)	-0.92	-0.42	0.14	0.44	-0.67	-0.99	0.37	2.88	3.22	3.02	4.49	4.75	4.32	4.74	3.97	4.25	4.27	3.55	4.02	3.12	2.21	3.31	1.16	-0.87



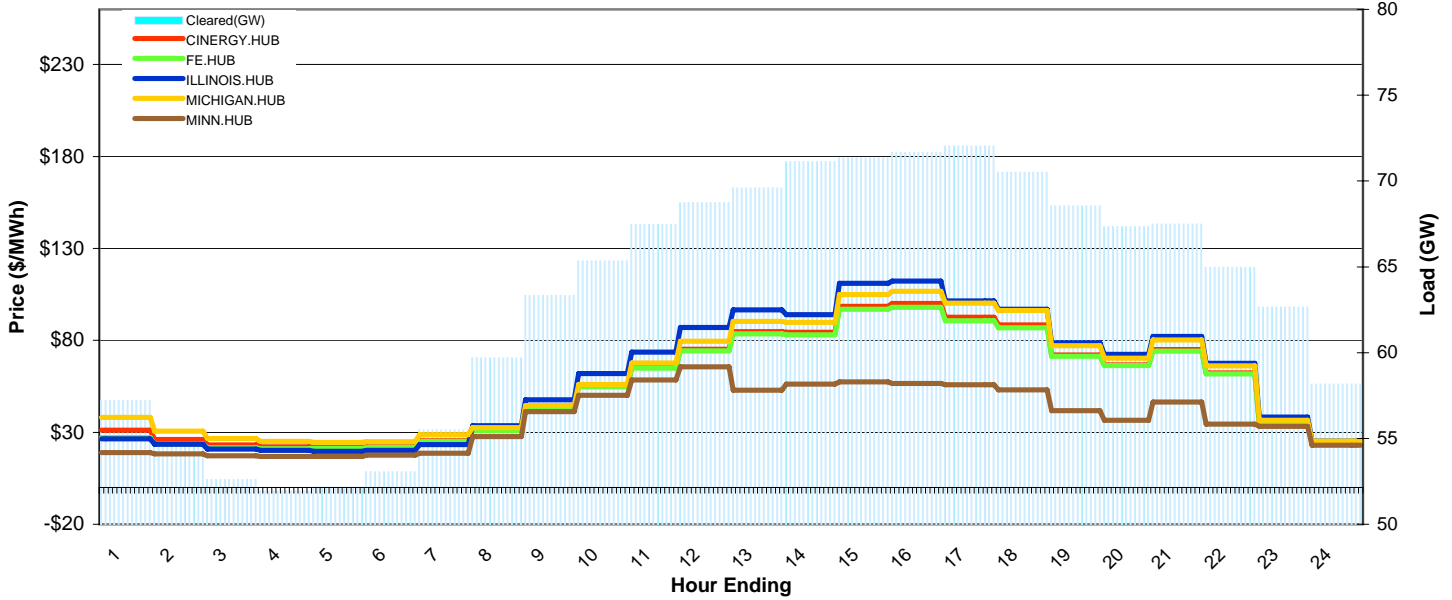
MISO Hub Report

Delivery Day: Saturday, June 2, 2007

Price Color Codes: ≤0 ≥100 ≥200

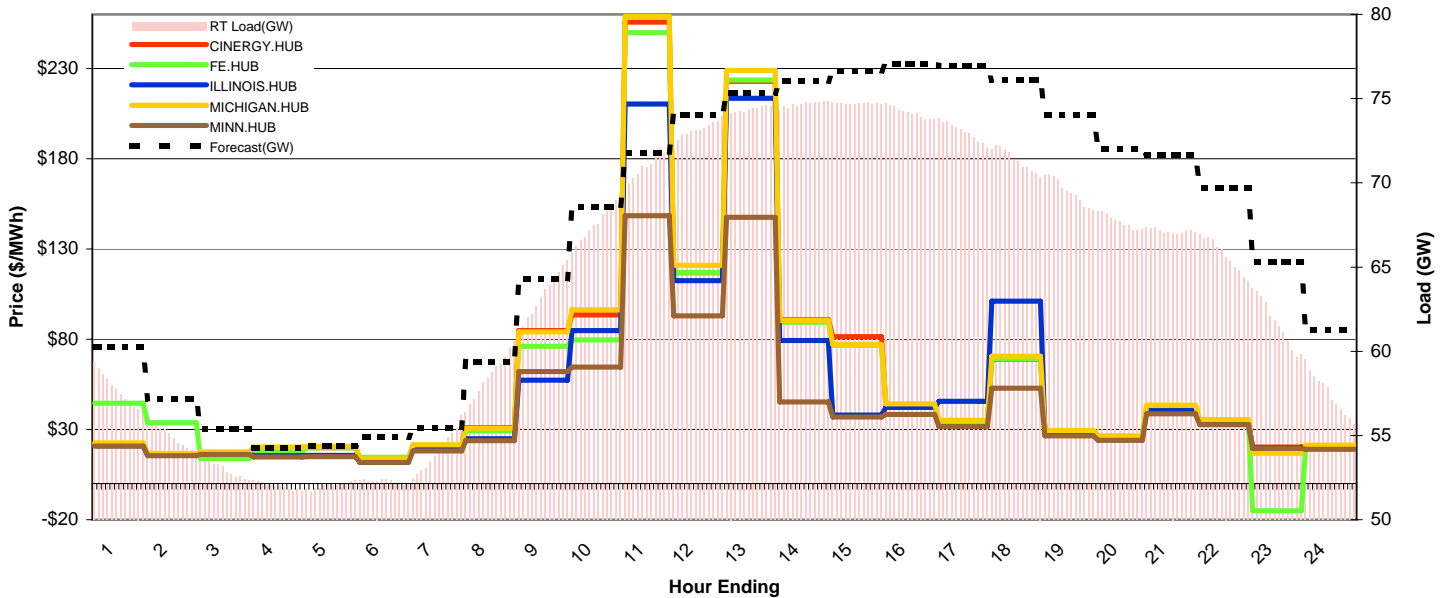
Day-Ahead Prices and Cleared Load

	HE1	HE2	HE3	HE4	HE5	HE6	HE7	HE8	HE9	HE10	HE11	HE12	HE13	HE14	HE15	HE16	HE17	HE18	HE19	HE20	HE21	HE22	HE23	HE24
CINERGY.HUB	31.22	26.08	23.14	22.07	21.71	22.09	25.34	31.15	43.89	55.00	65.49	75.23	84.69	84.34	98.58	100.13	92.66	88.34	72.13	66.70	75.00	62.23	35.04	24.23
FE.HUB	27.15	23.73	21.53	21.01	21.26	21.73	25.01	30.93	43.68	54.76	64.98	74.39	83.52	83.06	96.92	98.06	90.70	86.90	71.42	66.27	74.10	61.73	34.57	23.96
ILLINOIS.HUB	26.52	23.52	20.96	20.19	19.71	20.23	23.30	33.62	47.65	62.01	73.67	87.05	96.56	93.98	110.96	112.30	101.38	96.96	78.72	72.49	82.12	67.50	38.32	25.32
MICHIGAN.HUB	38.15	30.57	26.60	25.11	24.61	24.85	28.74	32.60	44.48	56.05	67.69	79.47	90.41	89.79	105.00	106.67	100.26	96.23	77.03	70.39	80.30	66.12	36.52	25.22
MINN.HUB	18.94	18.26	17.20	16.92	16.86	17.51	18.68	27.74	41.17	50.05	58.56	65.63	52.99	56.19	57.37	56.61	55.79	53.07	41.73	36.59	46.41	34.40	33.24	23.04
Cleared(GW)	57.2	54.7	52.6	51.9	52.2	53.1	55.5	59.7	63.3	65.3	67.5	68.7	69.6	71.1	71.4	71.7	72.0	70.5	68.5	67.3	67.5	65.0	62.7	58.2



Preliminary Real-Time Prices with Forecasted and Actual System Load

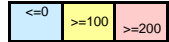
	HE1	HE2	HE3	HE4	HE5	HE6	HE7	HE8	HE9	HE10	HE11	HE12	HE13	HE14	HE15	HE16	HE17	HE18	HE19	HE20	HE21	HE22	HE23	HE24
CINERGY.HUB	21.77	16.27	17.19	19.62	19.95	13.18	21.15	31.10	84.74	93.49	255.69	116.90	222.99	90.82	81.51	42.88	34.08	68.93	28.57	25.74	41.74	34.32	20.17	20.67
FE.HUB	44.58	33.79	13.83	17.95	19.90	14.56	20.01	29.28	76.15	79.70	249.85	117.10	223.57	89.34	76.70	43.35	34.43	69.33	28.87	25.97	42.80	33.97	-15.07	20.06
ILLINOIS.HUB	20.96	15.70	16.62	15.49	15.61	12.22	19.37	24.84	57.40	84.75	210.37	112.44	213.50	79.37	37.91	42.26	45.63	101.17	27.47	24.91	40.44	33.41	19.76	20.13
MICHIGAN.HUB	22.54	16.77	17.68	20.25	20.56	13.62	21.48	30.65	84.14	96.34	258.98	120.95	228.90	90.44	77.16	44.27	35.10	70.63	29.39	26.46	43.51	35.48	16.81	21.33
MINN.HUB	20.84	15.41	16.16	14.81	14.98	11.80	18.05	23.75	62.11	64.64	148.44	92.95	147.62	45.29	36.93	38.29	31.56	52.84	26.49	23.90	38.78	32.61	19.63	18.97
Forecasted(GW)	60.2	57.2	55.4	54.2	54.4	54.9	55.5	59.4	64.3	68.6	71.8	74.0	75.4	76.0	76.7	77.1	77.0	76.1	74.1	72.0	71.7	69.7	65.3	61.3
(RT) - (DA Load)	0.46	0.27	0.39	0.03	-0.16	-0.78	-1.45	-1.19	-0.01	2.23	3.49	4.40	4.75	3.53	3.35	2.49	0.97	0.85	0.93	0.35	-0.36	0.72	-0.99	-0.72



MISO Hub Report

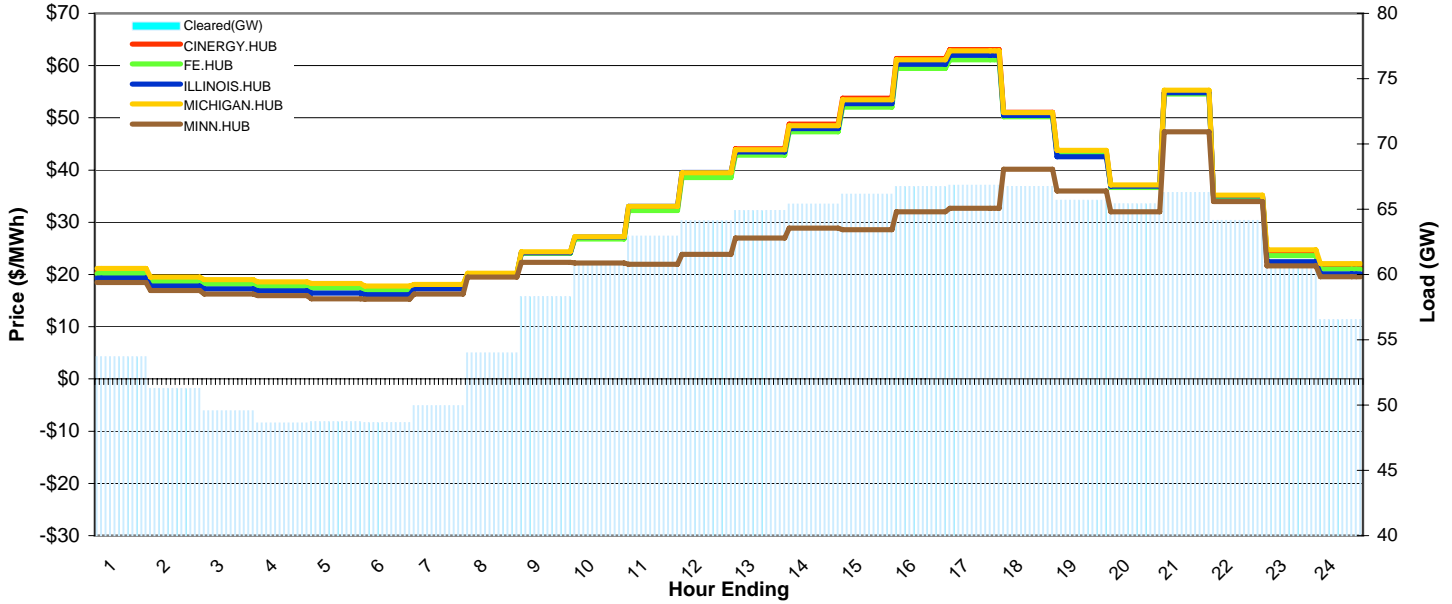
Delivery Day: Sunday, June 3, 2007

Price Color Codes:



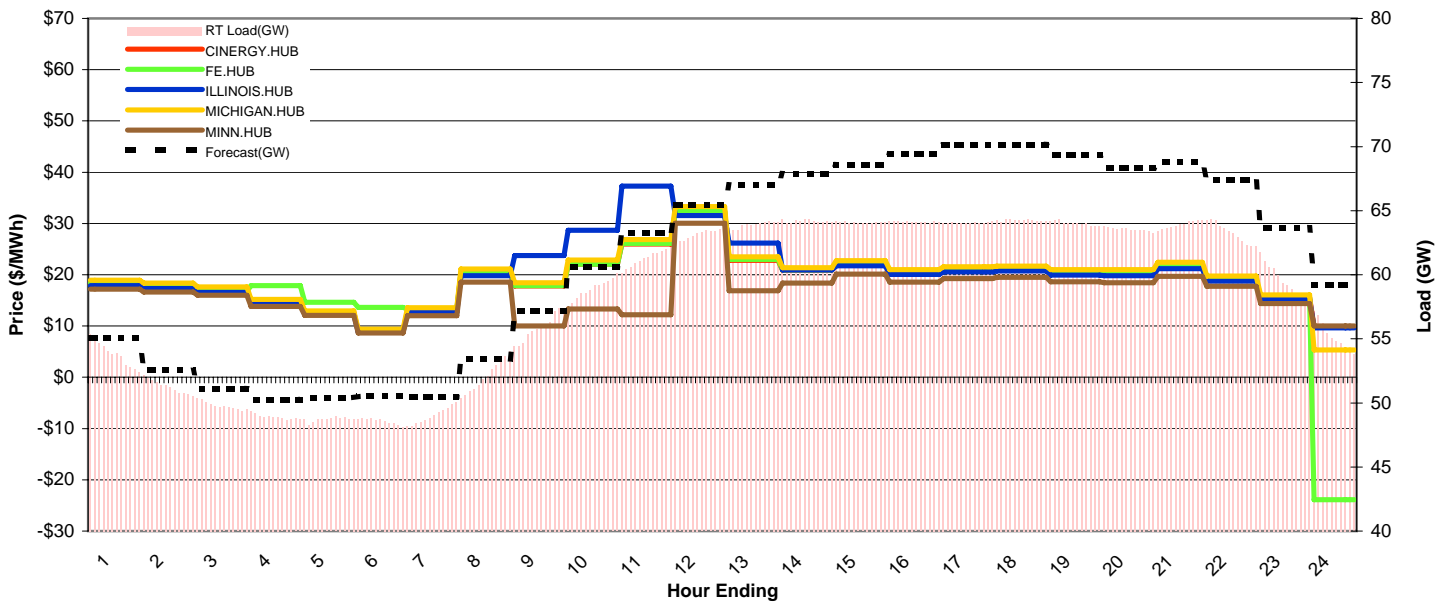
Day-Ahead Prices and Cleared Load

	HE1	HE2	HE3	HE4	HE5	HE6	HE7	HE8	HE9	HE10	HE11	HE12	HE13	HE14	HE15	HE16	HE17	HE18	HE19	HE20	HE21	HE22	HE23	HE24
CINERGY.HUB	20.36	18.78	18.34	17.90	17.59	17.15	17.93	20.09	24.18	27.00	32.71	39.18	44.06	48.78	53.76	61.35	63.08	51.09	43.62	36.85	54.86	35.00	23.84	21.25
FE.HUB	20.19	18.63	18.19	17.75	17.44	17.01	17.91	20.06	24.07	26.80	32.26	38.57	42.85	47.35	52.05	59.45	61.13	50.19	43.14	36.64	54.54	34.91	23.62	21.07
ILLINOIS.HUB	19.34	17.81	17.26	16.89	16.42	16.16	17.25	19.92	24.19	27.18	33.04	39.49	43.92	47.94	52.73	60.26	61.97	50.46	42.56	36.92	54.79	35.07	22.44	20.15
MICHIGAN.HUB	21.14	19.50	19.04	18.58	18.26	17.81	18.07	20.24	24.36	27.25	33.03	39.49	43.92	48.50	53.45	61.09	62.83	51.00	43.77	37.14	55.27	35.19	24.74	22.07
MINN.HUB	18.45	16.95	16.27	15.98	15.32	15.27	16.26	19.53	22.33	22.21	21.96	23.84	27.00	28.89	28.55	32.01	32.70	40.18	36.02	32.00	47.30	34.00	21.67	19.60
Cleared(GW)	53.7	51.3	49.6	48.6	48.7	48.7	50.0	54.0	58.3	60.7	62.9	64.1	64.9	65.4	66.2	66.7	66.8	66.7	65.7	65.4	66.3	64.1	60.5	56.5



Preliminary Real-Time Prices with Forecasted and Actual System Load

	HE1	HE2	HE3	HE4	HE5	HE6	HE7	HE8	HE9	HE10	HE11	HE12	HE13	HE14	HE15	HE16	HE17	HE18	HE19	HE20	HE21	HE22	HE23	HE24
CINERGY.HUB	18.36	17.84	17.08	14.67	12.66	9.02	13.01	20.35	17.84	22.07	25.97	32.31	22.81	20.86	22.29	20.50	21.00	21.14	20.38	20.29	21.66	19.05	15.52	9.86
FE.HUB	18.42	18.02	16.78	17.85	14.61	13.66	13.29	20.40	17.88	22.07	26.11	32.51	22.97	20.96	22.39	20.58	21.09	21.21	20.44	20.39	21.77	19.13	15.55	-23.89
ILLINOIS.HUB	17.87	17.34	16.59	14.25	12.29	8.80	12.65	19.80	23.74	28.70	37.31	31.55	26.15	20.92	21.73	20.04	20.57	20.73	19.96	19.84	21.20	18.73	15.26	9.65
MICHIGAN.HUB	18.91	18.37	17.62	15.20	12.92	9.36	13.56	21.13	18.44	22.87	26.84	33.30	23.49	21.36	22.73	20.97	21.58	21.68	21.00	21.01	22.44	19.74	16.07	5.36
MINN.HUB	17.17	16.65	16.03	13.79	12.09	8.67	12.02	18.58	10.00	13.31	12.21	30.03	16.90	18.36	20.14	18.57	19.22	19.50	18.62	18.42	19.71	17.73	14.41	10.00
Forecasted(GW)	55.0	52.5	51.1	50.3	50.4	50.5	50.5	53.4	57.2	60.6	63.3	65.4	67.0	67.9	68.6	69.4	70.1	70.2	69.3	68.3	68.8	67.4	63.7	59.2
(RT) - (DA Load)	0.10	0.01	0.23	0.29	0.00	-0.08	-0.95	-1.93	-2.42	-1.86	-1.66	-1.01	-0.98	-1.23	-2.07	-2.60	-2.77	-2.47	-1.68	-1.87	-2.38	-0.86	-1.10	-1.30



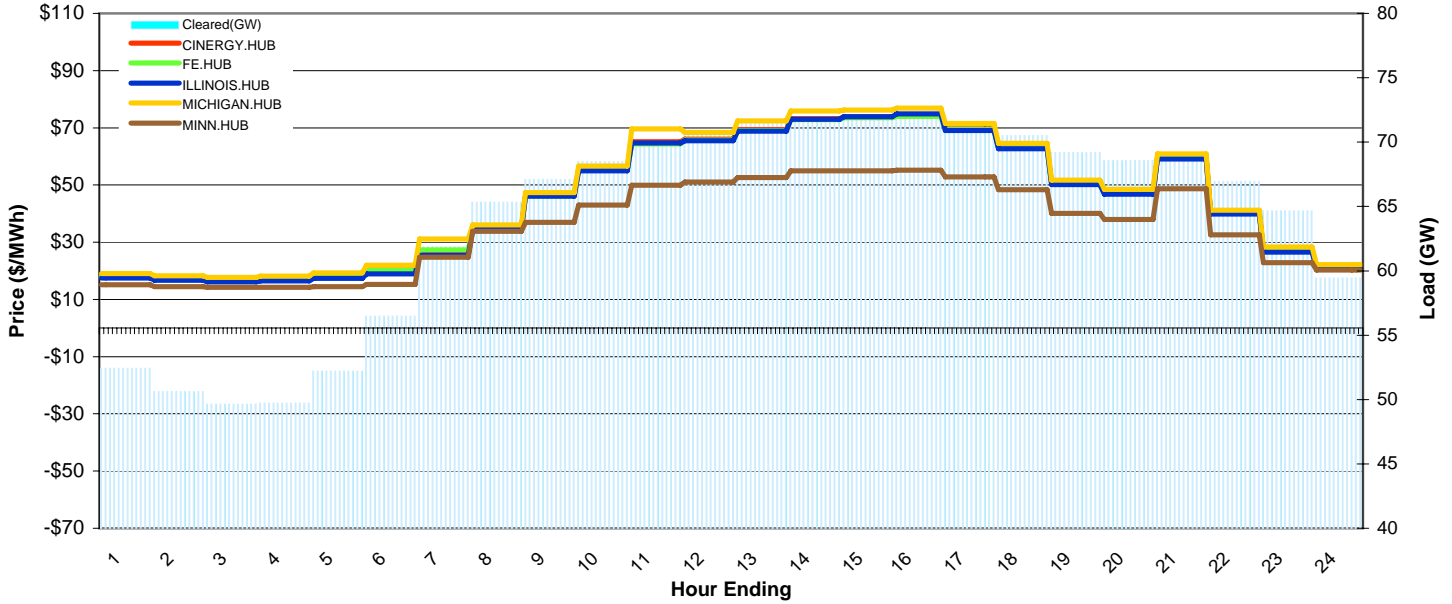
MISO Hub Report

Delivery Day: Monday, June 4, 2007

Price Color Codes: ≤0 ≥100 ≥200

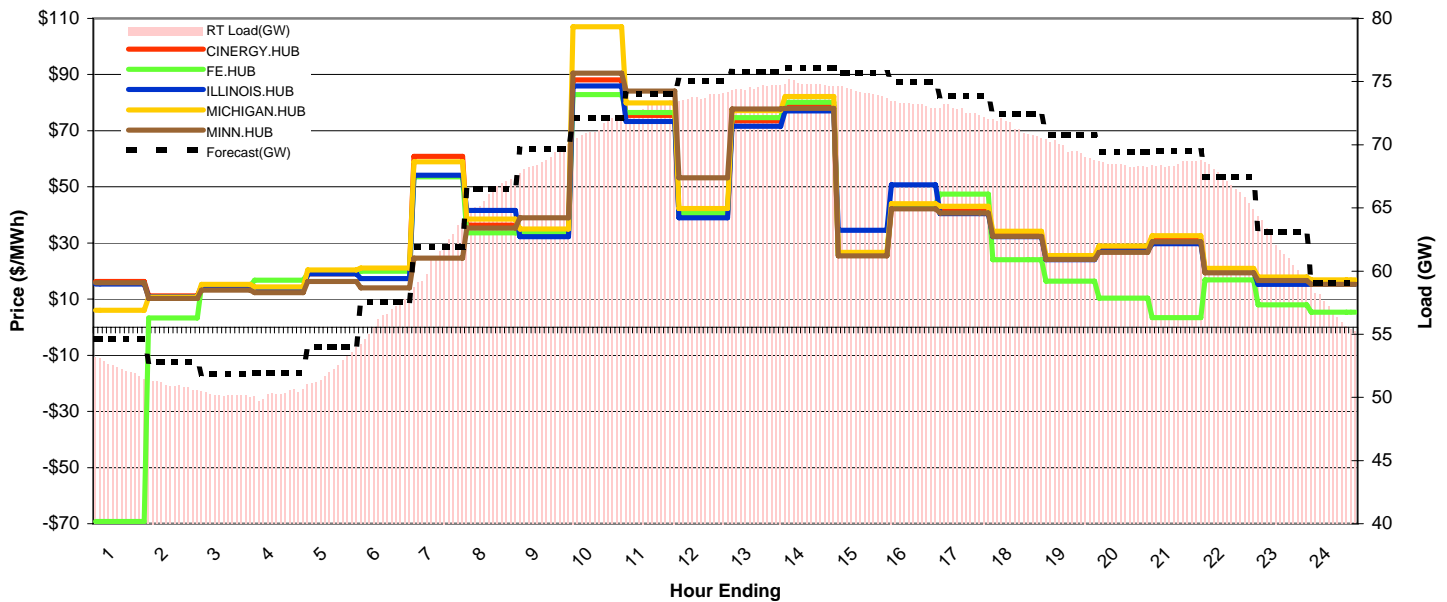
Day-Ahead Prices and Cleared Load

	HE1	HE2	HE3	HE4	HE5	HE6	HE7	HE8	HE9	HE10	HE11	HE12	HE13	HE14	HE15	HE16	HE17	HE18	HE19	HE20	HE21	HE22	HE23	HE24
CINERGY.HUB	18.27	17.47	17.00	17.41	18.49	20.27	26.44	34.77	46.15	55.41	65.19	66.05	69.41	73.18	73.85	74.33	69.63	63.15	50.53	47.19	59.63	40.15	27.29	21.32
FE.HUB	18.04	17.25	16.79	17.19	18.32	20.21	27.32	34.71	46.07	55.31	64.35	65.74	69.03	72.87	73.55	74.01	69.43	63.01	50.45	47.11	59.53	40.08	27.06	21.14
ILLINOIS.HUB	17.48	16.74	16.18	16.49	17.38	18.92	25.41	34.48	46.17	54.95	64.65	65.50	68.84	73.02	73.82	74.88	69.05	62.63	50.11	46.80	59.14	39.81	26.52	20.71
MICHIGAN.HUB	19.04	18.28	17.76	18.21	19.22	22.01	31.15	36.01	47.38	56.65	69.67	68.35	72.40	75.86	76.25	76.88	71.57	64.63	51.69	48.47	60.86	41.25	28.33	22.14
MINN.HUB	15.10	14.41	14.20	14.21	14.44	15.26	24.70	33.80	36.95	43.02	49.91	51.08	52.64	54.93	54.99	55.21	52.79	48.34	40.13	38.01	48.68	32.59	22.84	20.33
Cleared(GW)	52.4	50.6	49.6	49.7	52.2	56.5	61.9	65.3	67.1	68.5	69.6	70.8	71.7	71.8	72.0	72.1	71.2	70.5	69.2	68.6	68.7	67.0	64.6	59.4



Preliminary Real-Time Prices with Forecasted and Actual System Load

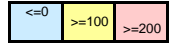
	HE1	HE2	HE3	HE4	HE5	HE6	HE7	HE8	HE9	HE10	HE11	HE12	HE13	HE14	HE15	HE16	HE17	HE18	HE19	HE20	HE21	HE22	HE23	HE24
CINERGY.HUB	16.31	11.12	14.57	13.55	19.00	20.26	60.88	36.36	32.94	88.12	75.41	39.98	73.49	79.05	25.66	42.42	41.37	32.94	24.48	27.73	31.20	20.13	17.23	16.22
FE.HUB	-69.17	3.35	14.74	16.75	19.15	19.92	53.56	33.65	33.36	82.82	76.44	40.59	74.69	80.14	26.02	43.66	47.44	24.07	16.41	10.39	3.43	16.84	8.02	5.38
ILLINOIS.HUB	15.42	10.86	14.24	13.19	19.07	17.34	54.13	41.56	32.27	85.94	73.34	38.98	71.63	77.06	34.52	50.72	40.45	32.22	24.00	27.15	29.78	19.81	15.29	15.32
MICHIGAN.HUB	6.02	10.68	15.30	14.37	20.40	21.10	58.95	38.58	34.97	106.99	79.89	42.31	77.14	82.21	26.67	44.02	43.07	34.23	25.53	28.97	32.59	21.02	17.89	16.84
MINN.HUB	15.79	10.28	13.26	12.25	16.35	13.97	24.56	35.37	38.94	90.48	84.11	53.22	77.70	77.97	25.40	42.12	40.67	32.33	24.12	26.69	30.42	19.37	16.59	15.30
Forecasted(GW)	54.7	52.8	51.9	51.9	54.0	57.5	61.9	66.5	69.6	72.1	74.0	75.1	75.8	76.1	75.7	75.0	73.9	72.4	70.8	69.5	69.5	67.4	63.1	59.1
(RT) - (DA Load)	-0.09	0.32	0.54	0.53	0.01	-0.17	-0.62	0.70	1.72	2.82	3.38	2.98	2.78	3.01	2.19	1.11	1.47	0.76	0.43	-0.19	-0.20	-0.02	-2.95	-2.59



MISO Hub Report

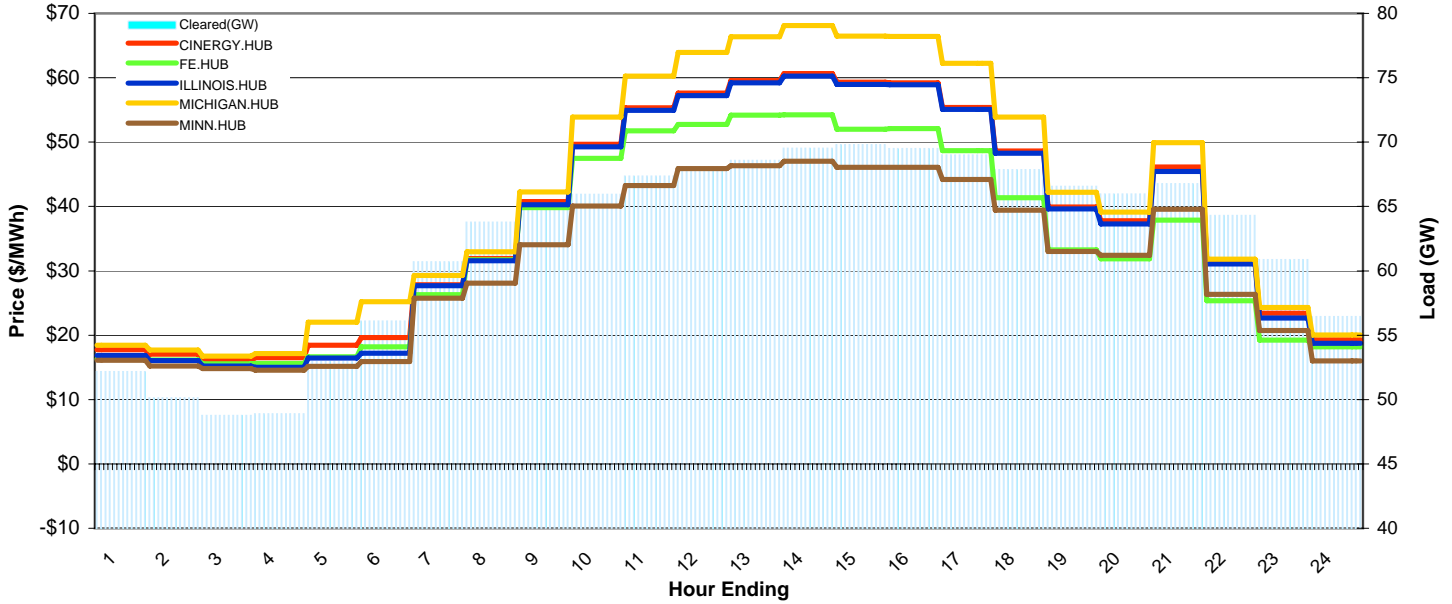
Delivery Day: Tuesday, June 5, 2007

Price Color Codes:



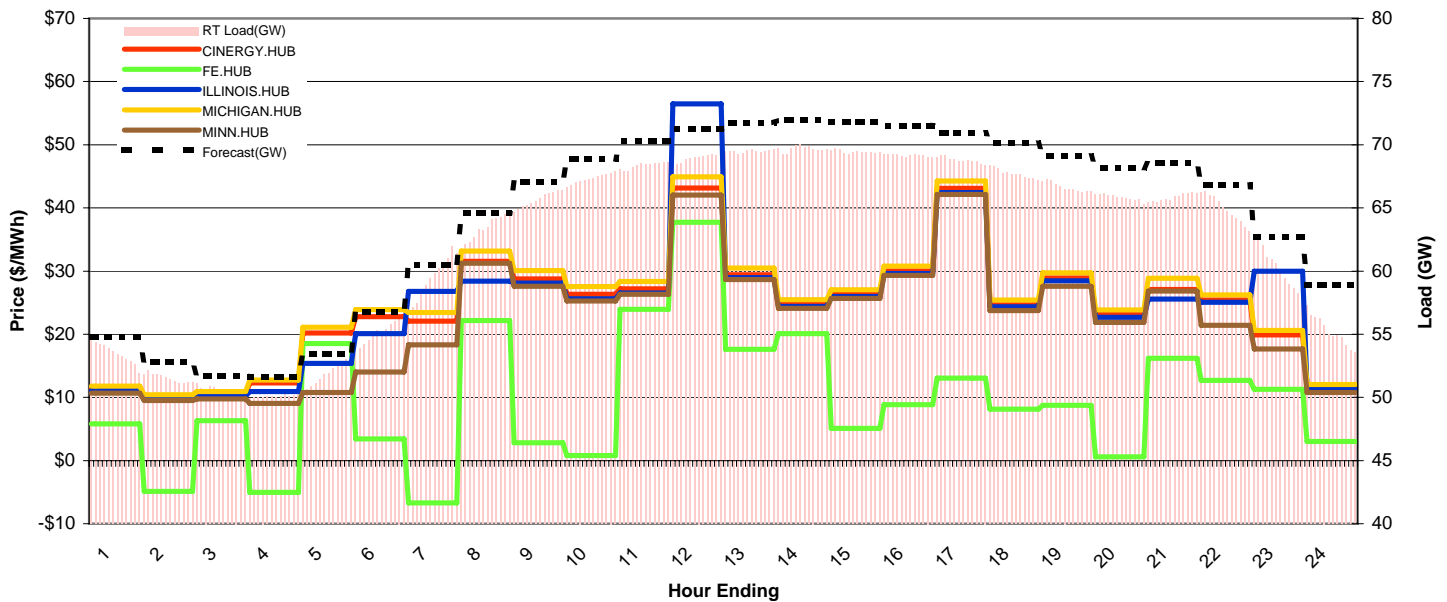
Day-Ahead Prices and Cleared Load

	HE1	HE2	HE3	HE4	HE5	HE6	HE7	HE8	HE9	HE10	HE11	HE12	HE13	HE14	HE15	HE16	HE17	HE18	HE19	HE20	HE21	HE22	HE23	HE24
CINERGY.HUB	17.75	17.03	16.15	16.52	18.42	19.64	27.86	31.90	40.75	49.64	55.35	57.62	59.58	60.65	59.30	59.23	55.39	48.62	39.92	37.77	46.13	31.46	23.39	19.29
FE.HUB	16.31	16.16	15.54	15.62	16.63	18.18	26.30	31.71	39.82	47.48	51.74	52.77	54.21	54.23	51.99	52.09	48.67	41.38	33.28	31.85	37.89	25.33	19.24	18.17
ILLINOIS.HUB	16.85	16.06	15.19	15.02	16.45	17.20	27.71	31.55	40.29	49.27	54.94	57.22	59.21	60.27	58.94	58.90	55.10	48.26	39.62	37.26	45.42	31.05	22.68	18.75
MICHIGAN.HUB	18.45	17.70	16.77	17.15	22.04	25.18	29.28	32.98	42.25	53.89	60.25	63.94	66.36	68.10	66.48	66.44	62.23	53.88	42.21	39.13	49.93	31.83	24.30	20.02
MINN.HUB	16.12	15.22	14.82	14.57	15.16	15.88	25.75	28.09	34.03	40.05	43.25	45.90	46.35	47.03	46.09	46.08	44.22	39.42	33.01	32.40	39.58	26.34	20.71	16.01
Cleared(GW)	52.2	50.2	48.8	48.9	53.0	56.1	60.7	63.8	64.9	65.9	67.4	68.1	68.6	69.5	69.8	69.5	69.0	67.9	66.6	66.0	66.8	64.3	60.9	56.5



Preliminary Real-Time Prices with Forecasted and Actual System Load

	HE1	HE2	HE3	HE4	HE5	HE6	HE7	HE8	HE9	HE10	HE11	HE12	HE13	HE14	HE15	HE16	HE17	HE18	HE19	HE20	HE21	HE22	HE23	HE24
CINERGY.HUB	11.38	10.09	10.51	12.27	20.19	22.80	22.06	31.54	28.74	26.32	27.17	43.15	29.42	24.70	26.37	30.03	43.12	24.68	28.90	23.11	27.08	25.41	19.90	11.66
FE.HUB	5.81	-4.89	6.30	-5.02	18.50	3.42	-6.69	22.16	2.84	0.81	23.94	37.71	17.62	20.10	5.08	8.86	13.07	8.15	8.73	0.60	16.17	12.70	11.28	3.00
ILLINOIS.HUB	11.10	9.86	10.24	10.91	15.36	20.07	26.77	28.41	28.10	25.60	26.54	56.46	28.96	24.38	25.99	29.60	42.45	24.33	28.43	22.69	25.56	25.04	29.96	11.39
MICHIGAN.HUB	11.77	10.42	10.91	12.73	21.10	23.89	23.45	33.15	30.06	27.52	28.36	44.93	30.47	25.45	27.06	30.78	44.28	25.39	29.73	23.84	28.88	26.24	20.58	12.06
MINN.HUB	10.65	9.49	9.75	9.06	10.78	14.04	18.31	31.26	27.61	25.25	26.32	42.03	28.64	24.08	25.65	29.31	42.11	23.76	27.60	21.88	26.85	21.41	17.67	10.76
Forecasted(GW)	54.8	52.8	51.7	51.6	53.4	56.8	60.5	64.6	67.1	68.9	70.3	71.3	71.7	72.0	71.8	71.5	70.9	70.1	69.1	68.2	68.6	66.8	62.7	58.9
(RT) - (DA Load)	1.31	1.35	1.69	1.19	-1.14	-0.97	-1.29	-0.44	0.70	1.35	0.96	0.85	0.87	0.12	-0.39	-0.38	-0.25	-0.16	0.05	-0.17	-0.98	0.58	-0.68	-1.22



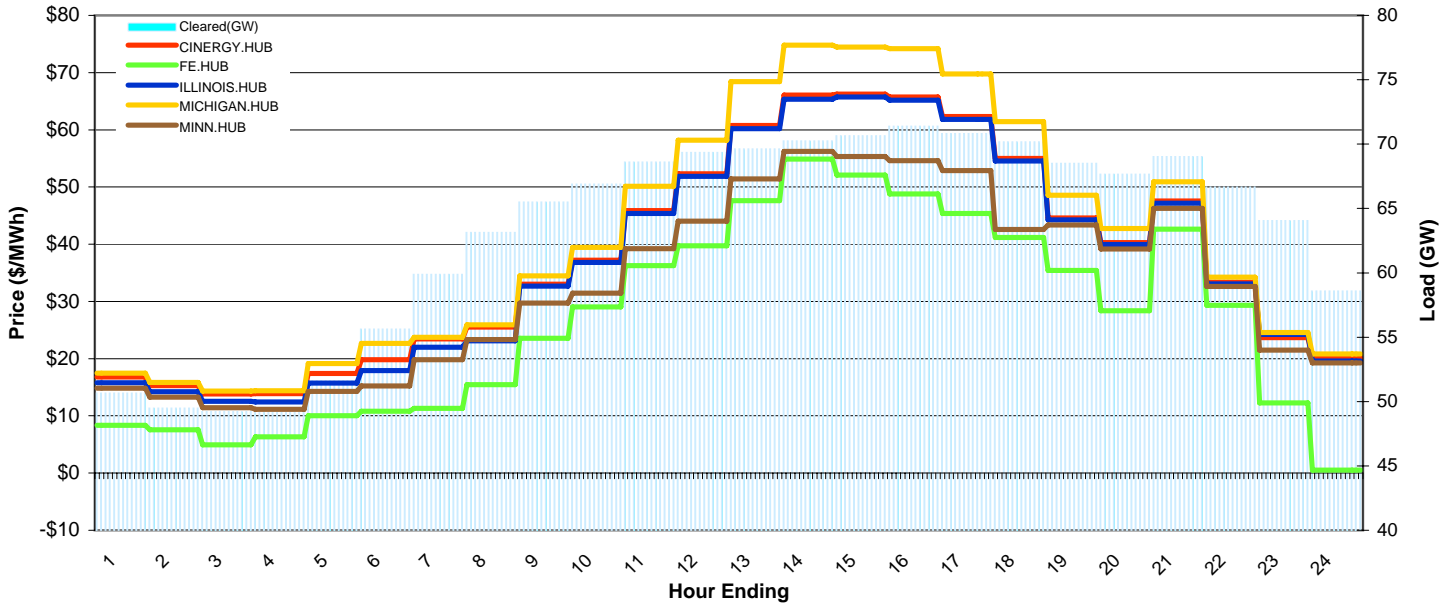
MISO Hub Report

Delivery Day: Wednesday, June 6, 2007

Price Color Codes: ≤0 ≥100 ≥200

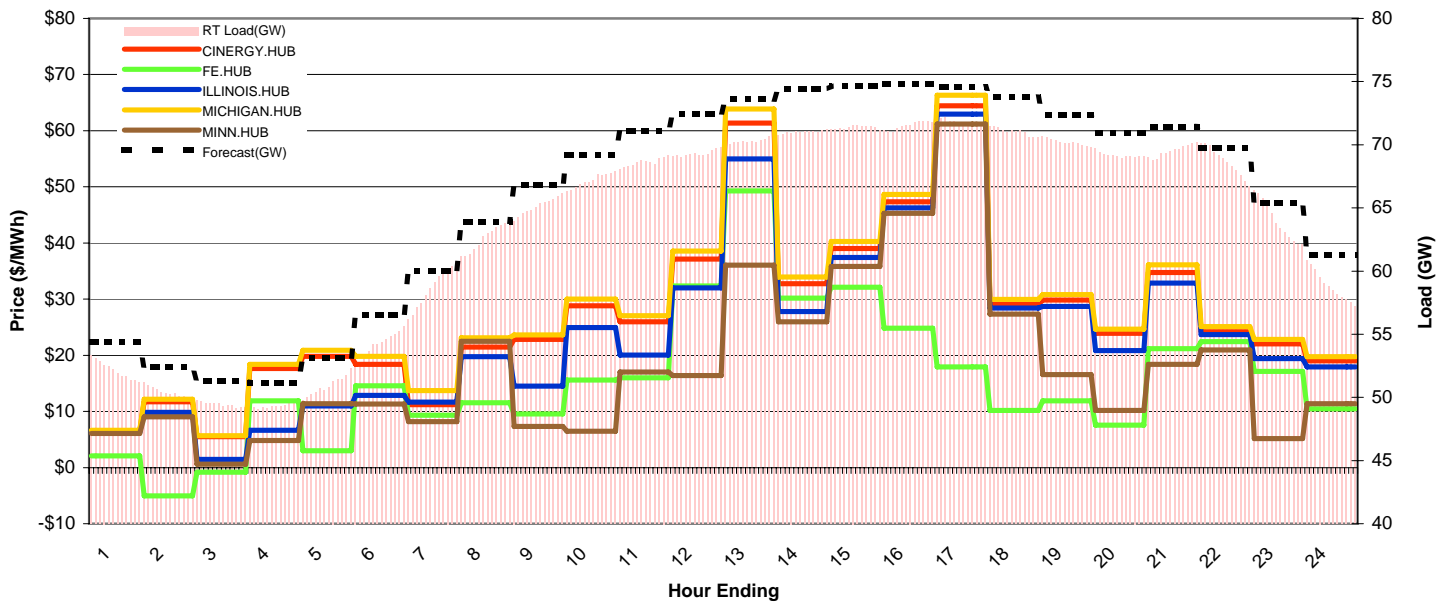
Day-Ahead Prices and Cleared Load

	HE1	HE2	HE3	HE4	HE5	HE6	HE7	HE8	HE9	HE10	HE11	HE12	HE13	HE14	HE15	HE16	HE17	HE18	HE19	HE20	HE21	HE22	HE23	HE24
CINERGY.HUB	16.82	15.31	13.82	13.87	17.41	19.79	23.47	25.54	33.00	37.20	45.88	52.33	60.75	66.07	66.26	65.75	62.35	55.01	44.59	40.27	47.57	33.35	23.68	20.11
FE.HUB	8.36	7.56	4.92	6.34	10.05	10.80	11.32	15.43	23.57	29.07	36.27	39.74	47.64	54.88	52.08	48.77	45.39	41.18	35.41	28.36	42.63	29.34	12.29	0.50
ILLINOIS.HUB	15.81	14.21	12.55	12.43	15.71	17.92	21.97	23.11	32.68	36.84	45.39	51.85	60.19	65.35	65.71	65.19	61.81	54.56	44.23	39.94	47.17	33.06	24.24	19.59
MICHIGAN.HUB	17.45	15.87	14.32	14.39	19.12	22.68	23.74	25.92	34.47	39.45	50.15	58.18	68.43	74.79	74.49	74.18	69.78	61.44	48.57	42.73	50.90	34.23	24.55	20.82
MINN.HUB	14.85	13.27	11.42	11.14	14.27	15.20	19.81	23.36	29.70	31.47	39.20	44.04	51.43	56.25	55.34	54.60	52.86	42.59	43.38	39.19	46.26	32.65	21.50	19.25
Cleared(GW)	50.7	49.5	49.2	49.2	51.6	55.6	59.9	63.1	65.5	66.9	68.6	69.4	69.6	70.3	70.6	71.4	70.8	70.2	68.5	67.7	69.0	66.7	64.1	58.6



Preliminary Real-Time Prices with Forecasted and Actual System Load

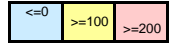
	HE1	HE2	HE3	HE4	HE5	HE6	HE7	HE8	HE9	HE10	HE11	HE12	HE13	HE14	HE15	HE16	HE17	HE18	HE19	HE20	HE21	HE22	HE23	HE24
CINERGY.HUB	6.45	11.72	5.48	17.62	19.81	18.39	11.22	21.49	22.84	28.82	25.99	37.16	61.38	32.74	39.01	47.35	64.42	29.05	29.84	23.91	34.77	24.18	22.01	19.04
FE.HUB	2.08	-5.06	-0.82	11.90	2.98	14.56	9.30	11.55	9.56	15.62	16.01	32.36	49.26	30.17	32.14	24.83	17.94	10.18	11.90	7.57	21.16	22.43	17.12	10.49
ILLINOIS.HUB	6.31	9.81	1.48	6.62	10.98	12.84	11.65	19.73	14.53	24.93	20.03	31.98	54.95	27.79	37.42	46.28	62.98	28.42	28.70	20.86	32.86	23.71	19.39	17.93
MICHIGAN.HUB	6.67	12.16	5.67	18.40	20.91	19.82	13.70	23.09	23.63	30.01	27.05	38.59	63.89	33.97	40.25	48.65	66.31	29.95	30.80	24.68	36.12	25.10	22.82	19.76
MINN.HUB	6.05	9.04	0.58	4.81	11.39	11.32	8.17	22.49	7.35	6.47	17.04	16.40	36.06	25.97	35.81	45.30	61.17	27.32	16.57	10.17	18.36	20.93	5.18	11.40
Forecasted(GW)	54.4	52.4	51.3	51.2	53.1	56.5	60.0	63.9	66.8	69.1	71.1	72.4	73.6	74.4	74.6	74.8	74.6	73.8	72.3	71.0	71.4	69.7	65.4	61.3
(RT) - (DA Load)	1.47	0.90	0.21	0.13	-0.74	-1.46	-1.25	-0.58	-0.40	0.26	-0.03	-0.08	0.62	0.74	0.70	0.09	0.86	0.87	1.68	1.51	0.45	1.99	-0.11	0.21



MISO Hub Report

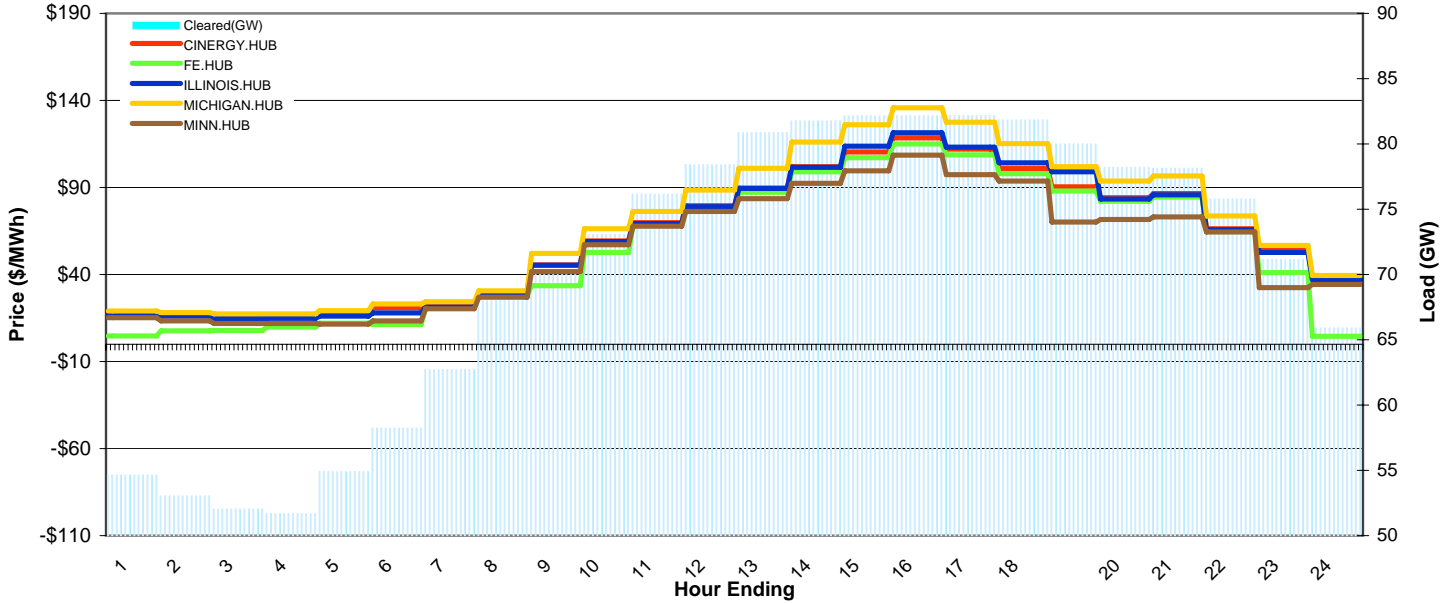
Delivery Day: Thursday, June 7, 2007

Price Color Codes:



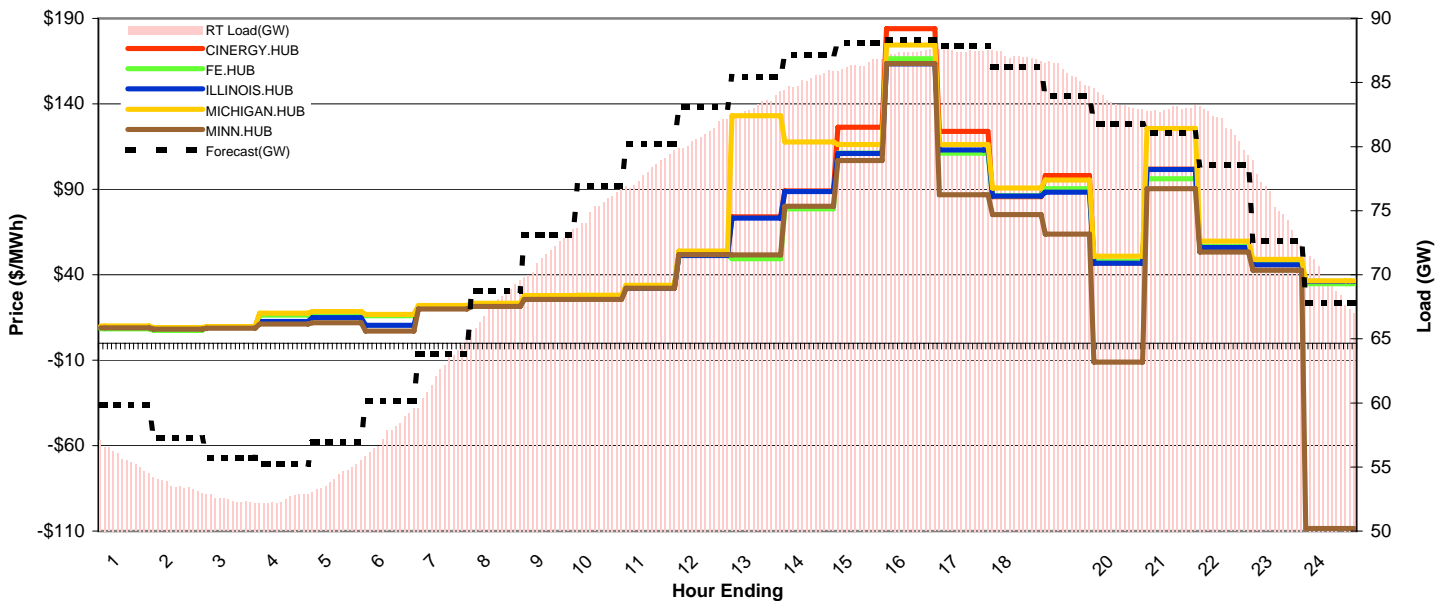
Day-Ahead Prices and Cleared Load

	HE1	HE2	HE3	HE4	HE5	HE6	HE7	HE8	HE9	HE10	HE11	HE12	HE13	HE14	HE15	HE16	HE17	HE18	HE19	HE20	HE21	HE22	HE23	HE24
CINERGY.HUB	18.35	17.39	16.73	16.79	18.40	20.86	23.00	29.85	45.46	59.22	69.70	79.58	89.60	101.96	110.39	118.53	112.08	100.78	90.35	84.16	86.57	66.26	54.18	38.09
FE.HUB	4.63	7.70	7.79	9.81	12.05	11.34	21.13	27.83	33.59	52.75	68.33	77.71	87.20	99.01	107.09	114.91	108.81	97.83	87.95	82.17	84.48	64.71	41.03	4.56
ILLINOIS.HUB	17.20	16.18	14.72	14.77	16.07	17.89	21.21	29.59	45.26	58.90	69.24	79.03	89.37	101.50	113.75	121.38	113.22	104.18	98.98	83.43	85.85	65.70	52.70	37.12
MICHIGAN.HUB	19.04	18.05	17.36	17.41	19.22	23.10	24.38	30.69	52.06	66.37	76.21	88.45	101.04	116.05	126.10	135.73	127.53	115.10	101.92	93.75	96.67	73.69	56.81	39.42
MINN.HUB	15.12	13.40	11.88	11.95	11.53	13.38	20.36	26.92	41.58	57.08	67.77	76.16	83.53	92.48	99.61	108.62	97.33	93.68	70.12	71.60	73.13	64.41	32.45	34.25
Cleared(GW)	54.6	53.0	52.0	51.7	54.9	58.2	62.7	68.0	70.0	73.1	76.2	78.4	80.9	81.8	82.2	82.2	82.2	81.8	80.0	78.2	78.1	75.8	71.1	65.9



Preliminary Real-Time Prices with Forecasted and Actual System Load

	HE1	HE2	HE3	HE4	HE5	HE6	HE7	HE8	HE9	HE10	HE11	HE12	HE13	HE14	HE15	HE16	HE17	HE18	HE19	HE20	HE21	HE22	HE23	HE24
CINERGY.HUB	9.62	8.77	9.40	16.91	17.81	16.17	20.84	22.02	26.12	26.42	32.29	51.63	73.85	89.11	126.31	184.08	123.84	85.74	97.99	46.97	101.85	56.39	46.64	35.34
FE.HUB	8.35	7.42	9.40	16.35	16.92	16.01	20.35	22.15	26.32	26.56	32.45	51.82	49.33	78.61	111.20	166.36	111.14	86.32	90.40	47.68	96.12	56.44	46.49	34.75
ILLINOIS.HUB	9.42	8.59	9.21	12.70	14.89	10.43	20.33	21.64	25.83	26.10	32.05	51.28	73.23	88.64	110.93	163.32	113.11	86.06	88.40	46.65	101.66	55.85	45.76	36.12
MICHIGAN.HUB	9.96	9.08	9.75	17.55	18.54	16.86	21.96	23.27	27.87	27.96	33.89	53.95	132.99	117.67	116.19	174.45	116.31	90.70	95.45	50.80	125.67	59.68	48.95	36.36
MINN.HUB	8.97	8.08	8.74	11.08	11.86	7.01	20.03	21.40	25.67	25.66	32.17	51.76	51.67	80.07	106.88	163.66	86.87	75.26	63.75	-11.04	90.35	53.36	42.53	-108.55
Forecasted(GW)	59.8	57.3	55.7	55.2	56.9	60.1	63.8	68.8	73.1	76.9	80.2	83.1	85.5	87.2	88.1	88.3	87.8	86.2	83.9	81.8	81.1	78.6	72.7	67.8
(RT) - (DA Load)	1.08	0.53	0.43	0.78	-0.70	-0.54	-0.14	-0.31	1.67	2.24	2.00	2.56	2.30	3.47	4.24	5.22	5.30	5.23	5.78	5.27	4.80	5.79	4.30	3.47



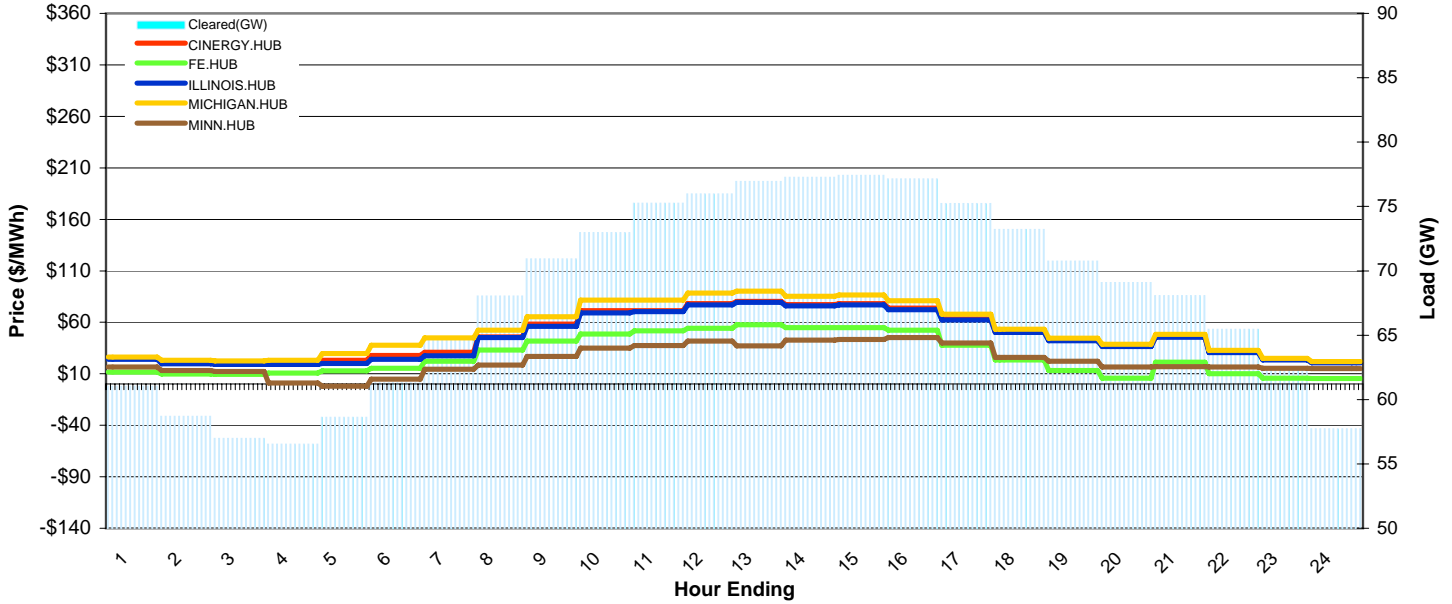
MISO Hub Report

Delivery Day: Friday, June 8, 2007

Price Color Codes: ≤0 ≥100 ≥200

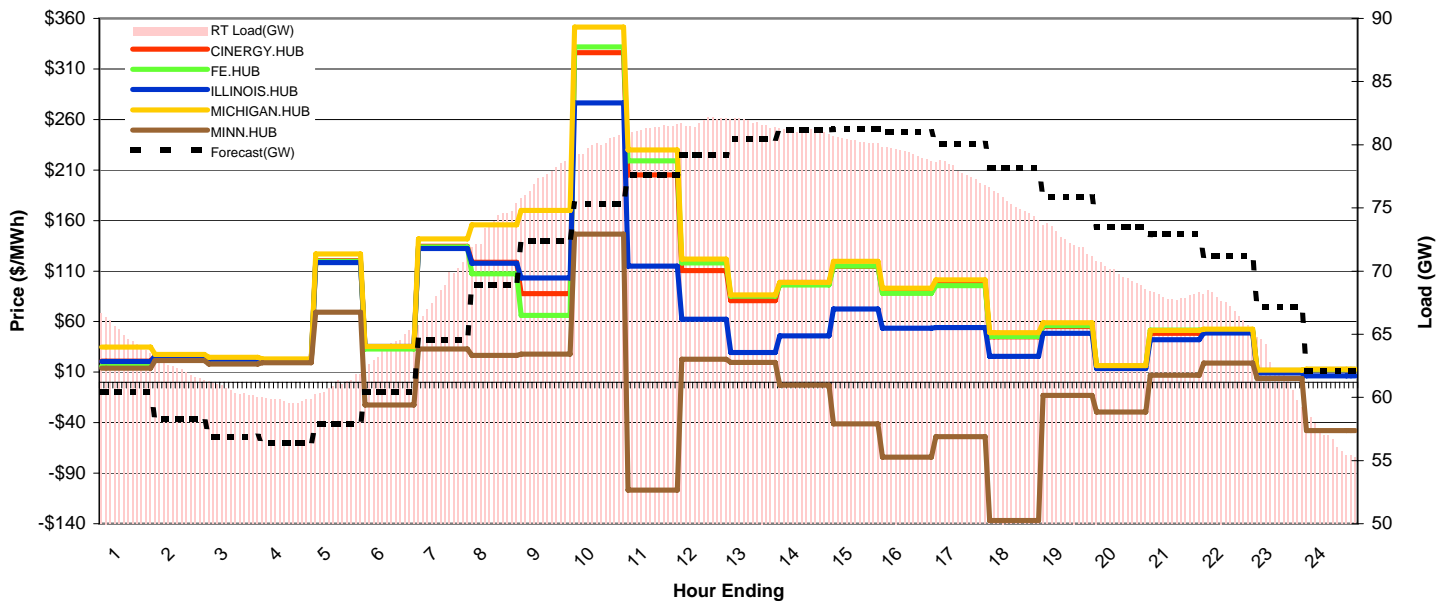
Day-Ahead Prices and Cleared Load

	HE1	HE2	HE3	HE4	HE5	HE6	HE7	HE8	HE9	HE10	HE11	HE12	HE13	HE14	HE15	HE16	HE17	HE18	HE19	HE20	HE21	HE22	HE23	HE24
CINERGY.HUB	24.97	21.47	21.15	21.53	23.27	27.84	30.84	45.98	58.19	71.31	71.43	78.06	80.43	77.20	78.11	73.87	63.11	50.91	42.71	37.10	46.14	31.18	24.00	21.06
FE.HUB	11.51	9.75	9.54	10.78	12.88	15.48	22.17	33.19	41.85	48.52	51.72	54.08	57.78	54.74	54.76	52.35	37.86	23.50	13.13	5.84	21.40	10.03	5.73	5.42
ILLINOIS.HUB	23.97	19.88	19.14	19.16	19.91	24.05	27.38	45.26	56.21	69.04	70.37	76.91	79.25	76.07	76.96	72.35	62.19	50.19	42.11	36.59	45.49	30.59	23.53	20.65
MICHIGAN.HUB	26.20	23.12	22.38	23.20	29.60	37.73	44.96	52.51	65.56	81.68	81.65	88.52	90.17	85.17	86.40	80.95	67.82	53.17	44.58	38.69	48.17	32.71	24.96	21.91
MINN.HUB	16.55	13.34	12.34	1.09	-1.94	4.95	14.40	18.47	26.79	34.89	37.55	41.94	37.19	42.57	43.20	45.24	39.79	25.93	22.24	16.66	16.95	16.61	15.26	15.10
Cleared(GW)	61.0	58.7	57.0	56.5	58.6	61.3	64.9	68.0	70.9	73.0	75.2	76.0	76.9	77.3	77.4	77.1	75.2	73.2	70.7	69.1	68.1	65.5	62.3	57.7



Preliminary Real-Time Prices with Forecasted and Actual System Load

	HE1	HE2	HE3	HE4	HE5	HE6	HE7	HE8	HE9	HE10	HE11	HE12	HE13	HE14	HE15	HE16	HE17	HE18	HE19	HE20	HE21	HE22	HE23	HE24
CINERGY.HUB	21.00	26.24	23.28	21.66	120.31	33.78	134.54	118.68	87.64	326.20	205.30	110.34	80.73	98.80	114.69	88.49	97.69	44.84	54.93	15.65	48.45	50.27	11.66	12.60
FE.HUB	15.67	26.10	23.10	21.57	119.52	33.01	134.01	107.41	66.23	331.70	219.08	118.19	85.12	96.32	114.86	88.08	95.75	45.22	56.05	15.90	51.49	51.06	11.80	12.67
ILLINOIS.HUB	20.64	25.65	22.88	21.14	118.28	35.34	132.25	117.77	103.34	276.43	115.04	62.34	29.32	45.87	72.48	53.63	54.18	25.53	48.54	13.52	41.96	48.65	9.07	6.16
MICHIGAN.HUB	34.64	27.62	24.64	22.96	126.99	35.43	141.83	155.62	169.86	351.45	229.92	121.92	86.28	98.61	119.63	93.17	101.30	49.19	58.78	16.33	51.17	52.49	12.06	12.89
MINN.HUB	13.90	21.47	17.91	19.43	69.31	-22.53	33.04	26.61	27.80	146.59	-106.74	22.76	19.65	-2.83	-41.20	-74.22	-53.80	-136.79	-13.02	-29.45	7.02	19.05	3.62	-47.88
Forecasted(GW)	60.4	58.2	56.9	56.4	57.9	60.4	64.5	68.9	72.4	75.3	77.6	79.2	80.5	81.2	81.2	81.0	80.1	78.2	75.9	73.5	72.9	71.2	67.2	62.1
(RT) - (DA Load)	3.89	3.53	3.57	3.21	2.39	2.62	3.80	5.64	6.52	7.02	6.05	5.83	4.80	3.83	2.91	2.21	2.63	2.05	1.73	0.62	-0.08	1.66	-0.23	-0.98



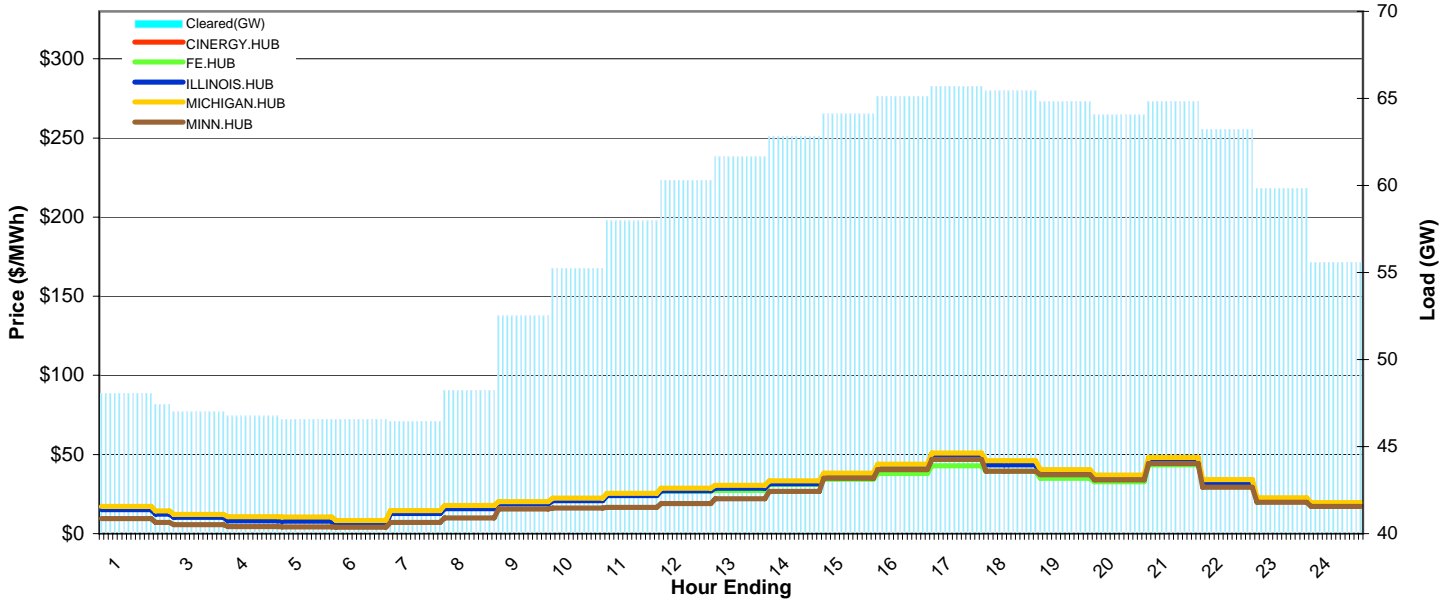
MISO Hub Report

Delivery Day: Sunday, June 10, 2007

Price Color Codes: ≤0 ≥100 ≥200

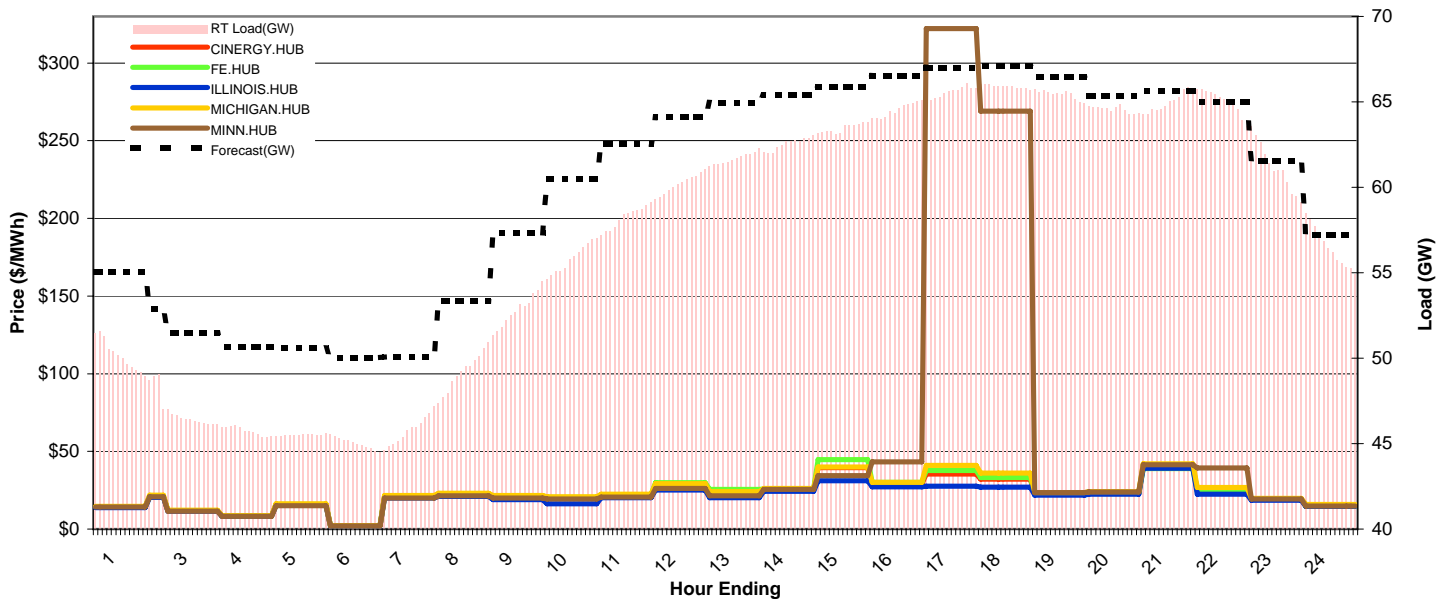
Day-Ahead Prices and Cleared Load

	HE1	HE2	HE3	HE4	HE5	HE6	HE7	HE8	HE9	HE10	HE11	HE12	HE13	HE14	HE15	HE16	HE17	HE18	HE19	HE20	HE21	HE22	HE23	HE24
CINERGY.HUB	16.39	13.85	11.62	10.20	10.10	8.00	14.00	16.90	19.38	21.37	24.35	27.44	29.15	31.98	36.66	42.24	49.21	44.48	38.89	35.48	46.16	32.61	21.67	18.86
FE.HUB	16.40	13.86	11.63	10.20	10.10	8.00	14.23	17.18	19.70	21.37	23.97	26.83	27.33	31.20	34.46	38.10	42.79	39.40	34.94	32.75	43.46	33.16	21.15	18.87
ILLINOIS.HUB	15.16	12.41	10.33	8.05	7.80	5.64	12.72	15.83	18.75	20.80	23.99	27.08	28.77	31.47	35.91	41.26	47.95	43.42	37.99	34.71	45.19	32.09	21.17	18.31
MICHIGAN.HUB	17.09	14.44	12.11	10.63	10.53	8.35	14.65	17.70	20.30	22.38	25.51	28.79	30.58	33.46	38.18	43.84	50.92	46.13	40.39	36.91	48.06	34.19	22.57	19.68
MINN.HUB	9.57	6.99	5.69	4.44	4.31	4.13	7.06	9.91	15.56	16.14	16.58	19.01	22.01	26.64	35.00	40.40	46.93	39.39	37.21	34.00	44.27	29.25	19.90	17.11
Cleared(GW)	48.1	47.4	47.0	46.8	46.6	46.6	46.5	48.2	52.5	55.3	58.0	60.3	61.7	62.8	64.1	65.1	65.7	65.4	64.8	64.1	64.8	63.2	59.9	55.6



Preliminary Real-Time Prices with Forecasted and Actual System Load

	HE1	HE2	HE3	HE4	HE5	HE6	HE7	HE8	HE9	HE10	HE11	HE12	HE13	HE14	HE15	HE16	HE17	HE18	HE19	HE20	HE21	HE22	HE23	HE24
CINERGY.HUB	14.16	21.07	11.84	8.41	15.67	2.19	20.72	21.82	20.86	20.15	21.71	28.41	23.58	25.35	39.65	29.08	35.39	32.09	22.70	23.19	40.44	24.62	19.12	15.17
FE.HUB	14.29	21.22	11.92	8.47	15.78	2.20	20.93	22.08	21.12	20.41	21.96	29.78	25.51	25.71	44.75	29.99	37.69	33.18	22.64	22.78	39.03	23.93	19.32	14.71
ILLINOIS.HUB	13.78	20.45	11.49	8.17	15.20	2.12	20.05	21.01	18.98	16.31	20.25	25.06	20.19	24.40	31.13	27.13	27.53	27.01	21.91	22.47	39.15	22.46	18.52	14.67
MICHIGAN.HUB	14.61	21.81	12.25	8.73	16.25	2.27	21.65	23.08	21.58	20.82	22.45	29.19	24.07	26.11	40.05	30.03	41.05	36.07	23.53	24.10	42.12	26.79	19.87	15.77
MINN.HUB	14.19	20.77	11.58	8.21	15.13	2.13	20.03	21.34	20.04	19.34	20.69	26.15	21.48	25.52	34.36	43.25	322.25	269.02	23.48	23.93	41.48	39.25	19.45	14.76
Forecasted(GW)	55.1	52.9	51.5	50.7	50.6	50.0	50.1	53.3	57.3	60.5	62.5	64.1	65.0	65.4	65.9	66.5	67.0	67.1	66.4	65.3	65.7	65.0	61.6	57.2
(RT) - (DA Load)	2.09	1.00	-0.61	-1.05	-1.07	-1.57	-0.69	0.97	0.28	0.56	0.25	-0.14	0.01	-0.29	-0.67	-0.61	-0.14	0.44	0.60	0.49	0.16	1.79	1.30	0.88



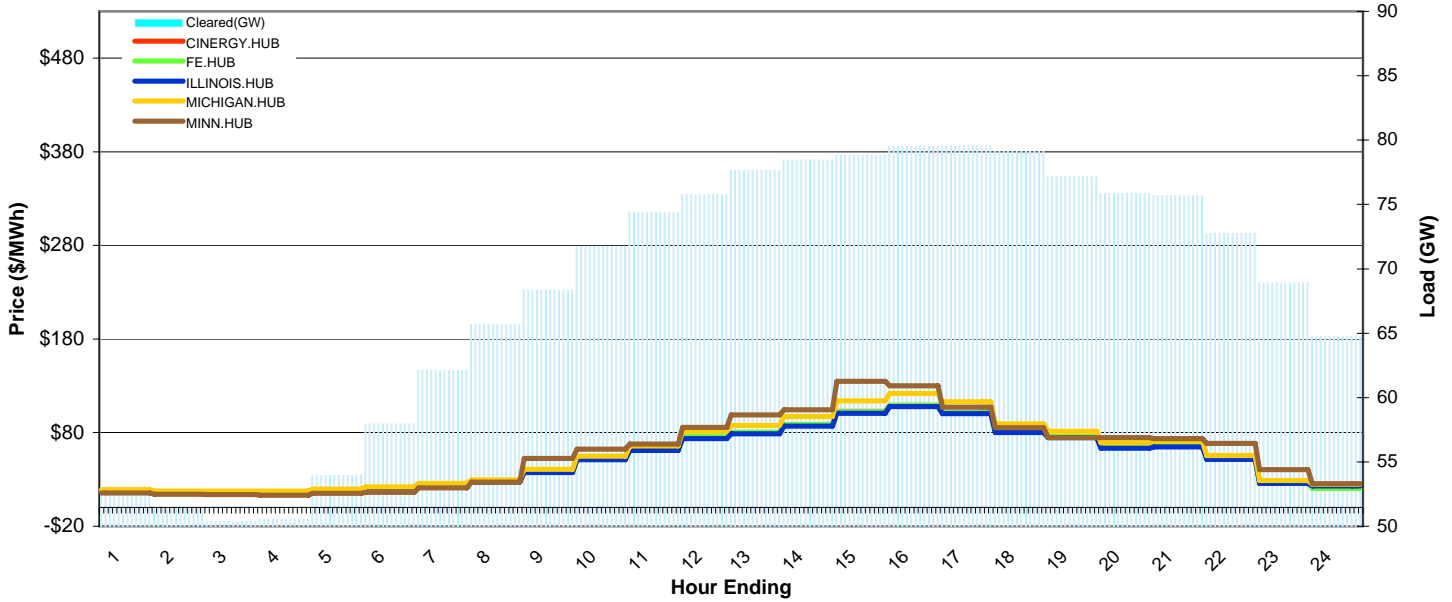
MISO Hub Report

Delivery Day: Monday, June 11, 2007

Price Color Codes: ≤0 ≥100 ≥200

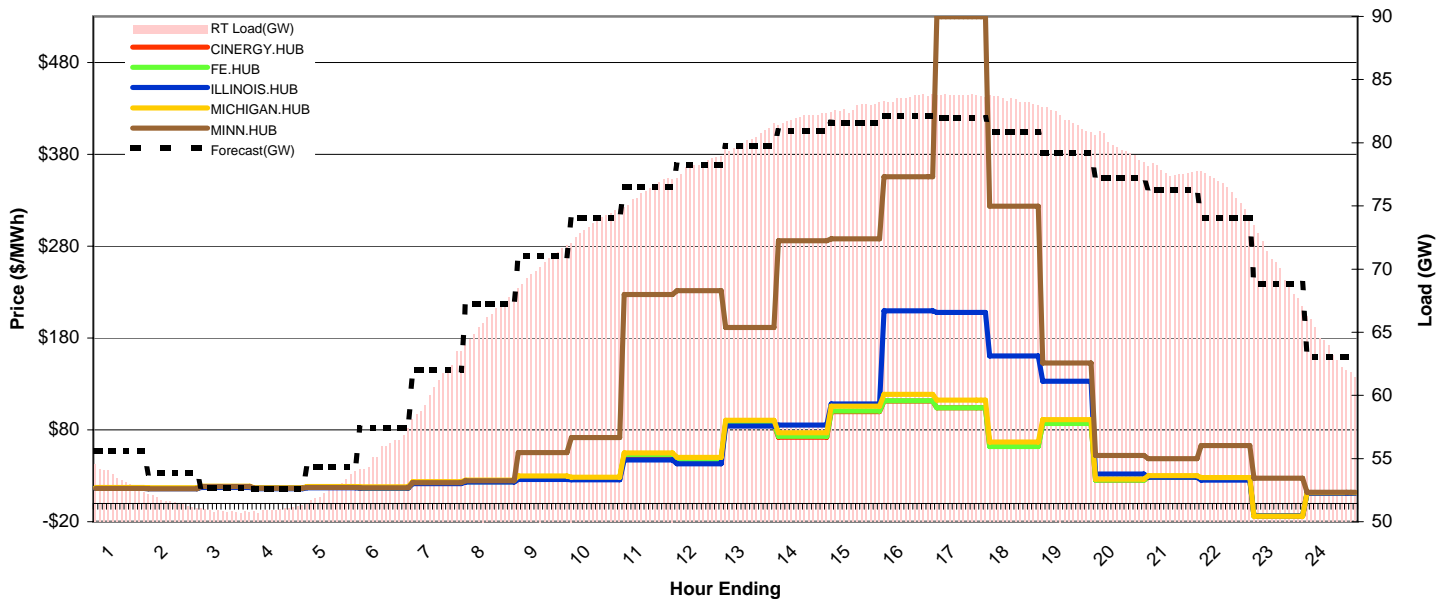
Day-Ahead Prices and Cleared Load

	HE1	HE2	HE3	HE4	HE5	HE6	HE7	HE8	HE9	HE10	HE11	HE12	HE13	HE14	HE15	HE16	HE17	HE18	HE19	HE20	HE21	HE22	HE23	HE24
CINERGY.HUB	18.15	16.97	16.85	16.97	18.90	21.17	24.42	28.22	38.73	52.10	62.59	75.23	80.14	88.57	102.66	109.29	101.41	81.71	75.41	64.82	66.28	52.99	27.25	23.83
FE.HUB	18.16	16.98	16.86	16.97	18.91	21.18	24.83	28.69	39.41	53.01	63.57	75.84	80.35	88.72	102.53	109.31	101.50	82.29	76.18	65.67	67.09	53.93	26.06	20.42
ILLINOIS.HUB	17.26	16.01	15.76	15.54	17.42	19.26	22.79	27.14	37.36	51.05	61.15	73.51	78.75	87.07	100.55	107.99	100.40	80.17	74.65	63.36	64.89	51.57	25.89	23.19
MICHIGAN.HUB	18.94	17.71	17.58	17.71	19.75	22.12	25.64	29.66	40.79	54.71	65.67	81.37	87.76	97.39	114.09	121.70	113.11	89.39	81.39	69.27	71.06	55.66	28.85	24.88
MINN.HUB	15.62	14.32	13.92	13.31	15.04	16.30	20.86	27.22	52.61	62.45	67.71	85.67	98.89	104.29	134.99	129.98	107.09	85.24	74.79	74.67	73.61	68.62	40.65	25.53
Cleared(GW)	53.1	51.4	50.4	50.5	54.0	57.9	62.1	65.7	68.4	71.7	74.4	75.8	77.7	78.5	78.8	79.5	79.6	79.1	77.2	75.8	75.7	72.8	68.9	64.7



Preliminary Real-Time Prices with Forecasted and Actual System Load

	HE1	HE2	HE3	HE4	HE5	HE6	HE7	HE8	HE9	HE10	HE11	HE12	HE13	HE14	HE15	HE16	HE17	HE18	HE19	HE20	HE21	HE22	HE23	HE24
CINERGY.HUB	16.56	16.12	17.78	16.31	17.52	17.20	22.84	23.96	28.14	26.95	51.82	47.26	86.07	72.13	99.88	111.18	104.11	62.39	87.35	25.16	28.40	26.17	-13.68	11.20
FE.HUB	16.67	16.23	17.91	16.43	17.66	16.49	22.50	23.56	28.57	27.47	53.08	48.07	86.73	72.95	100.55	111.61	103.92	61.89	87.10	25.13	28.44	26.36	-13.60	11.19
ILLINOIS.HUB	16.08	15.71	17.30	15.87	17.01	16.64	21.56	23.20	26.02	25.54	47.11	43.06	84.10	85.04	108.13	209.51	207.95	160.50	132.81	31.80	28.25	25.26	-13.76	10.89
MICHIGAN.HUB	17.19	16.77	18.53	17.02	18.30	17.97	23.57	25.14	29.95	28.47	55.06	49.93	90.28	76.92	105.77	118.60	112.42	66.69	91.06	26.48	30.04	28.21	-14.24	11.66
MINN.HUB	16.17	15.86	18.18	16.67	17.11	16.84	22.48	24.42	55.21	71.62	227.48	231.41	191.50	285.88	287.95	355.33	529.69	323.61	152.73	51.93	48.54	63.04	27.54	12.01
Forecasted(GW)	55.6	53.8	52.7	52.6	54.3	57.4	62.0	67.3	71.1	74.0	76.5	78.2	79.8	80.9	81.6	82.1	81.9	80.8	79.2	77.2	76.3	74.1	68.8	63.1
(RT) - (DA Load)	0.33	0.18	0.46	0.43	-1.38	-2.28	-1.33	0.48	1.92	1.89	1.80	2.49	2.62	3.51	3.94	4.04	4.15	4.22	4.67	3.78	2.04	3.54	1.23	-1.09



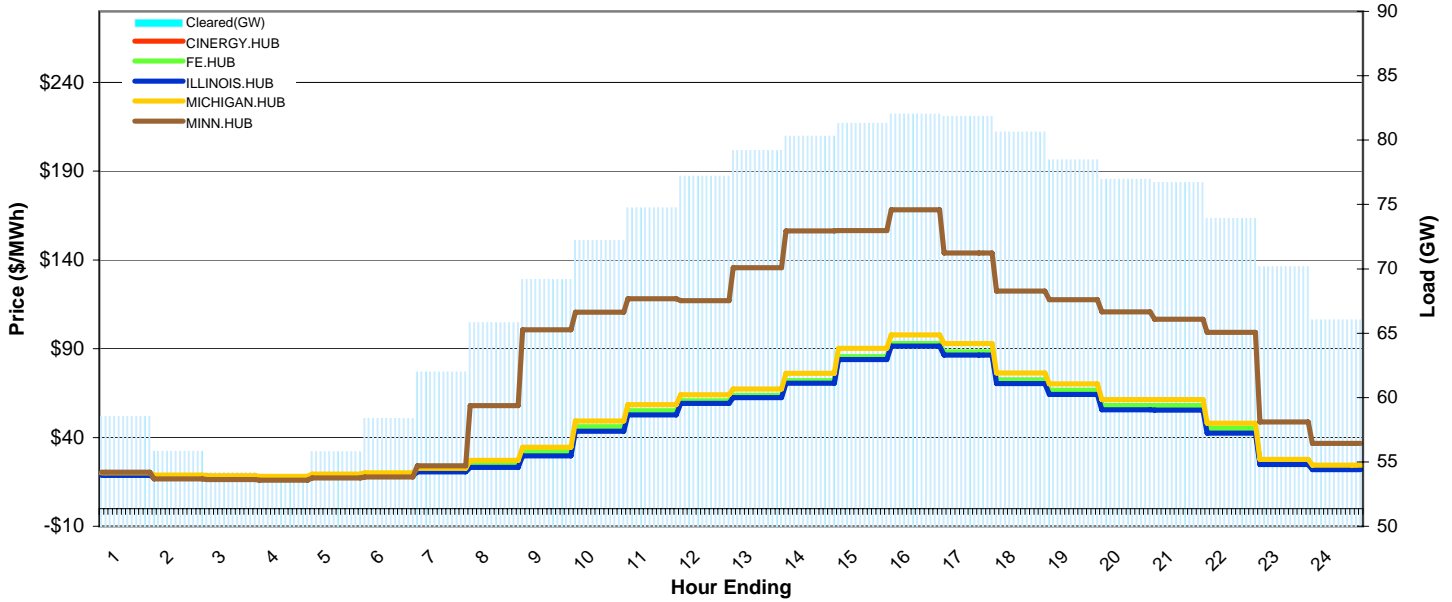
MISO Hub Report

Delivery Day: Tuesday, June 12, 2007

Price Color Codes: ≤0 ≥100 ≥200

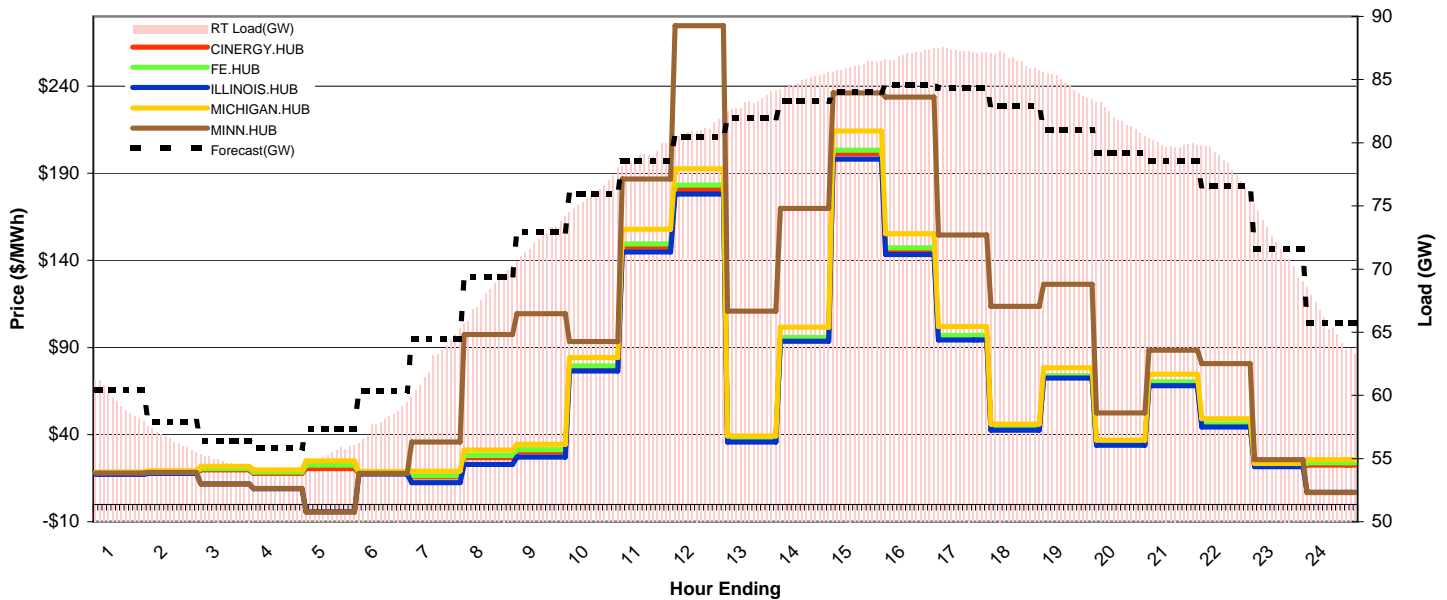
Day-Ahead Prices and Cleared Load

	HE1	HE2	HE3	HE4	HE5	HE6	HE7	HE8	HE9	HE10	HE11	HE12	HE13	HE14	HE15	HE16	HE17	HE18	HE19	HE20	HE21	HE22	HE23	HE24
CINERGY.HUB	19.28	18.15	17.73	17.39	18.74	19.31	21.15	24.53	31.33	45.28	54.40	60.04	63.00	71.27	84.76	92.00	87.52	72.18	66.28	57.68	57.65	44.76	26.35	23.32
FE.HUB	19.33	18.20	17.77	17.44	18.79	19.35	21.30	25.01	32.02	46.02	55.07	60.67	63.71	72.09	85.58	92.84	88.23	72.40	66.54	57.98	57.96	45.11	26.47	23.39
ILLINOIS.HUB	18.63	17.59	17.17	16.83	17.92	18.53	20.62	23.23	29.67	43.59	52.80	59.28	62.44	70.52	83.98	91.40	86.36	70.36	64.25	55.55	55.48	42.38	24.79	21.90
MICHIGAN.HUB	20.04	18.85	18.40	18.06	19.46	20.05	22.61	27.05	34.52	49.21	58.43	64.13	67.27	76.10	90.27	97.78	92.89	76.33	70.27	61.37	61.34	48.09	27.62	24.34
MINN.HUB	20.48	16.64	16.26	15.94	17.19	17.68	24.07	57.90	100.68	110.61	118.06	117.09	135.71	156.36	156.56	168.18	143.85	122.44	117.68	110.70	106.69	99.26	48.76	36.76
Cleared(GW)	58.5	55.8	54.2	53.5	55.8	58.4	62.0	65.8	69.2	72.2	74.7	77.2	79.2	80.3	81.3	82.0	81.8	80.6	78.5	77.0	76.7	73.9	70.2	66.0



Preliminary Real-Time Prices with Forecasted and Actual System Load

	HE1	HE2	HE3	HE4	HE5	HE6	HE7	HE8	HE9	HE10	HE11	HE12	HE13	HE14	HE15	HE16	HE17	HE18	HE19	HE20	HE21	HE22	HE23	HE24
CINERGY.HUB	17.67	18.35	19.83	17.81	20.56	17.91	15.63	26.72	30.06	78.15	147.54	180.66	36.44	94.80	201.18	145.72	95.83	43.16	73.40	34.50	69.55	45.48	22.15	22.49
FE.HUB	17.65	18.40	20.51	18.53	22.55	18.07	16.36	27.98	31.35	79.43	149.47	183.13	36.98	95.83	203.22	147.28	96.92	43.47	73.75	34.67	70.19	45.97	22.41	23.86
ILLINOIS.HUB	17.17	17.81	11.66	8.98	-4.39	17.37	12.48	22.92	27.15	76.45	144.83	178.02	35.67	93.50	198.14	143.29	94.27	42.59	72.45	33.94	68.12	44.36	21.56	6.94
MICHIGAN.HUB	18.40	19.15	21.85	19.84	24.87	18.78	18.93	31.11	34.52	84.15	157.81	192.64	39.21	101.70	214.17	155.38	102.05	46.07	78.27	36.75	74.65	49.17	23.51	25.66
MINN.HUB	17.96	18.26	11.70	9.06	-4.43	17.76	35.73	97.43	109.37	93.43	186.62	274.62	110.81	169.84	236.06	233.68	154.65	113.61	126.23	52.48	88.44	80.82	25.62	6.79
Forecasted(GW)	60.5	57.9	56.4	55.8	57.3	60.4	64.5	69.4	72.9	76.0	78.5	80.4	82.0	83.3	84.0	84.6	84.4	82.9	81.0	79.2	78.6	76.6	71.6	65.8
(RT) - (DA Load)	0.93	0.66	0.60	0.60	-0.51	-0.47	0.73	2.28	3.24	3.84	4.31	3.81	4.05	4.61	4.79	4.98	5.43	5.89	6.09	4.87	3.17	4.30	1.75	-0.48



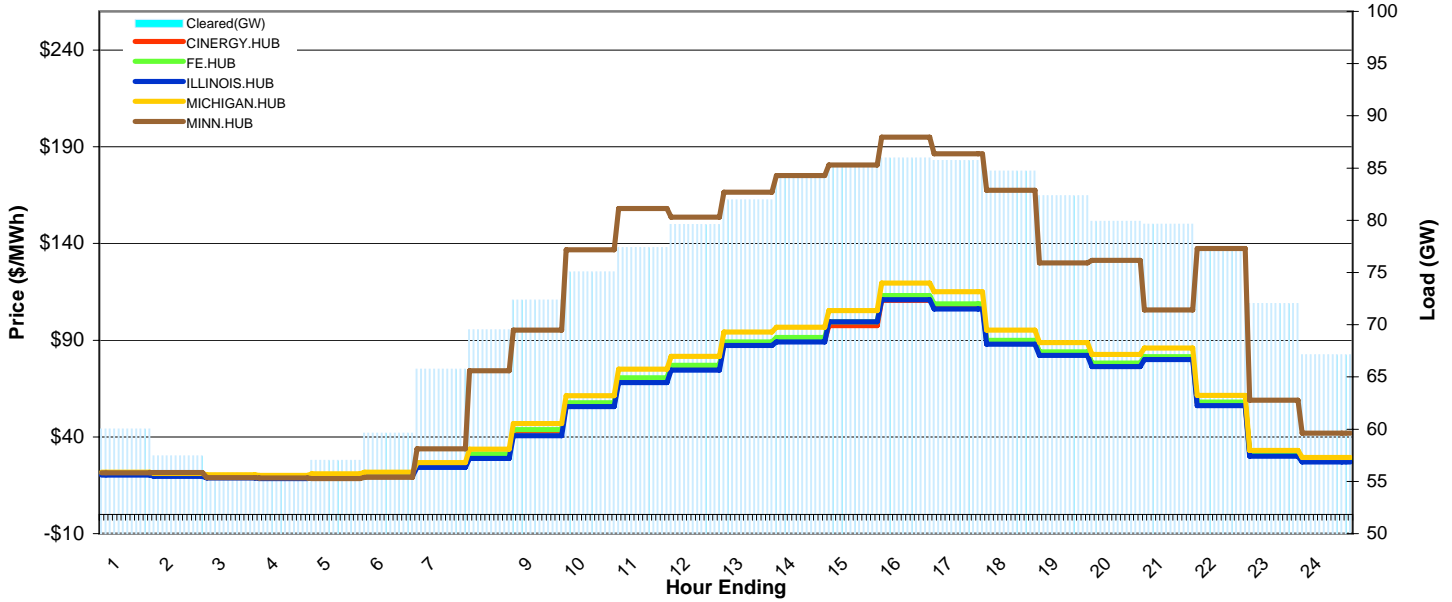
MISO Hub Report

Delivery Day: Wednesday, June 13, 2007

Price Color Codes: ≤0 ≥100 ≥200

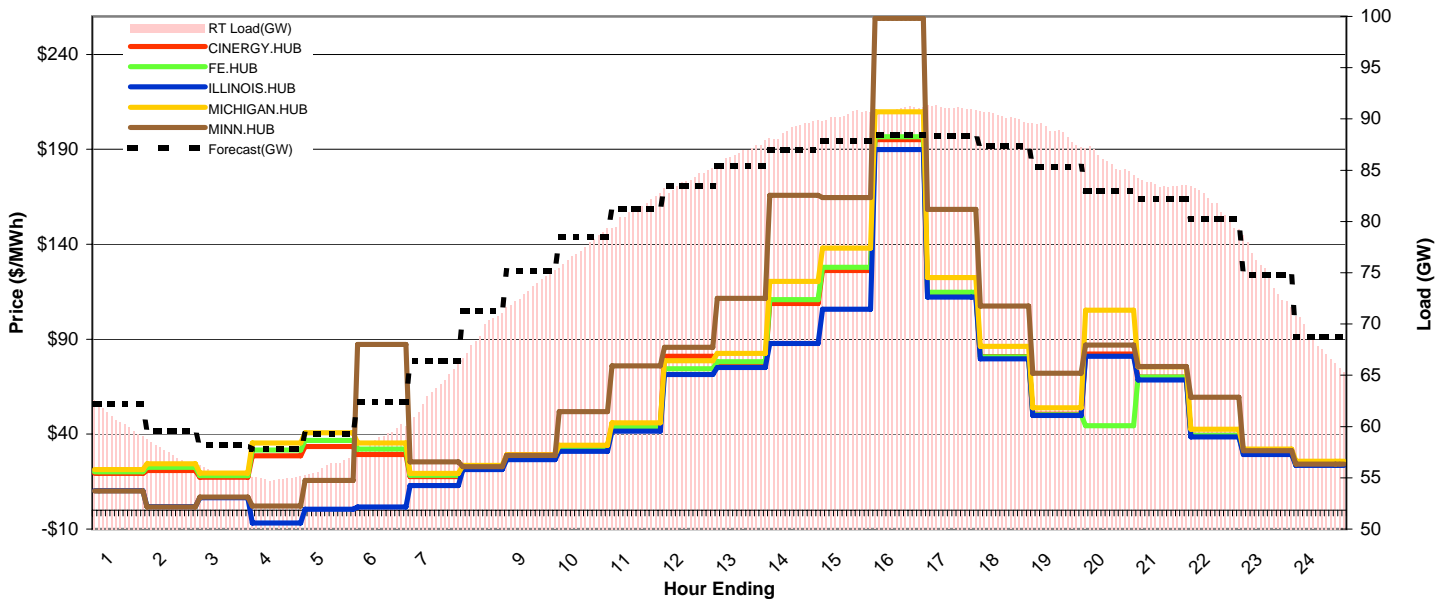
Day-Ahead Prices and Cleared Load

	HE1	HE2	HE3	HE4	HE5	HE6	HE7	HE8	HE9	HE10	HE11	HE12	HE13	HE14	HE15	HE16	HE17	HE18	HE19	HE20	HE21	HE22	HE23	HE24
CINERGY.HUB	20.88	20.28	19.58	19.37	20.16	20.94	25.00	30.62	43.03	56.91	69.65	76.30	88.37	89.88	97.50	110.64	108.31	89.61	83.44	77.73	81.05	57.70	31.40	28.08
FE.HUB	20.94	20.36	19.71	19.44	20.21	20.99	25.18	31.20	43.75	57.63	70.49	77.10	89.17	91.39	99.53	113.05	108.86	89.97	83.92	78.13	81.45	57.92	31.59	28.18
ILLINOIS.HUB	20.33	19.69	18.82	18.42	19.17	19.70	24.31	28.95	40.55	55.68	68.05	74.49	87.33	89.17	99.51	110.88	106.20	87.99	82.16	76.44	79.97	56.23	30.00	27.01
MICHIGAN.HUB	21.69	21.10	20.41	20.14	20.93	21.76	26.75	33.64	46.88	61.30	75.01	81.58	94.21	96.75	105.30	119.50	115.15	95.19	88.78	82.67	85.98	61.53	32.98	29.34
MINN.HUB	21.49	21.56	19.03	18.72	18.47	19.16	33.82	74.14	95.14	136.69	158.03	153.68	166.58	175.19	180.60	194.94	186.42	167.52	130.00	131.31	105.64	137.48	59.04	41.98
Cleared(GW)	60.0	57.4	55.8	55.1	57.0	59.6	65.8	69.5	72.4	75.0	77.4	79.6	82.0	84.2	85.5	86.0	85.7	84.7	82.4	79.9	79.6	77.1	72.0	67.1



Preliminary Real-Time Prices with Forecasted and Actual System Load

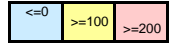
	HE1	HE2	HE3	HE4	HE5	HE6	HE7	HE8	HE9	HE10	HE11	HE12	HE13	HE14	HE15	HE16	HE17	HE18	HE19	HE20	HE21	HE22	HE23	HE24
CINERGY.HUB	19.32	20.92	17.24	28.55	33.52	29.33	17.56	22.07	29.10	34.05	44.19	81.06	76.83	108.79	126.11	195.09	114.07	80.86	50.48	82.22	70.02	39.38	29.91	24.16
FE.HUB	20.17	22.52	18.18	31.55	36.61	32.18	18.25	22.62	28.04	32.73	43.68	74.39	78.13	110.89	127.90	196.62	114.66	80.70	50.20	44.46	70.00	39.43	30.02	24.26
ILLINOIS.HUB	10.21	1.85	6.49	-6.75	0.41	1.68	12.96	21.42	26.61	30.88	41.63	71.34	75.12	87.72	105.76	189.97	112.22	79.66	49.82	80.98	68.56	38.57	29.21	23.48
MICHIGAN.HUB	21.37	24.45	19.48	35.28	40.77	35.38	19.29	23.48	29.08	34.08	46.00	78.60	82.60	120.52	137.93	209.83	122.48	86.25	53.93	105.24	75.50	42.57	32.07	25.77
MINN.HUB	10.08	1.69	6.82	2.20	15.67	87.31	25.36	22.93	28.76	51.90	75.97	85.77	111.52	165.77	164.60	258.92	158.33	107.50	72.02	86.97	75.55	59.40	31.22	24.18
Forecasted(GW)	62.2	59.6	58.2	57.8	59.2	62.4	66.4	71.2	75.2	78.5	81.2	83.4	85.4	87.0	87.8	88.5	88.3	87.3	85.4	82.9	82.2	80.2	74.8	68.7
(RT) - (DA Load)	0.69	-0.05	-0.22	-0.14	-0.88	-0.73	-2.31	-0.34	1.06	2.36	3.72	4.43	4.71	4.88	4.93	5.01	5.39	5.55	6.29	5.96	4.02	4.45	2.83	0.78



MISO Hub Report

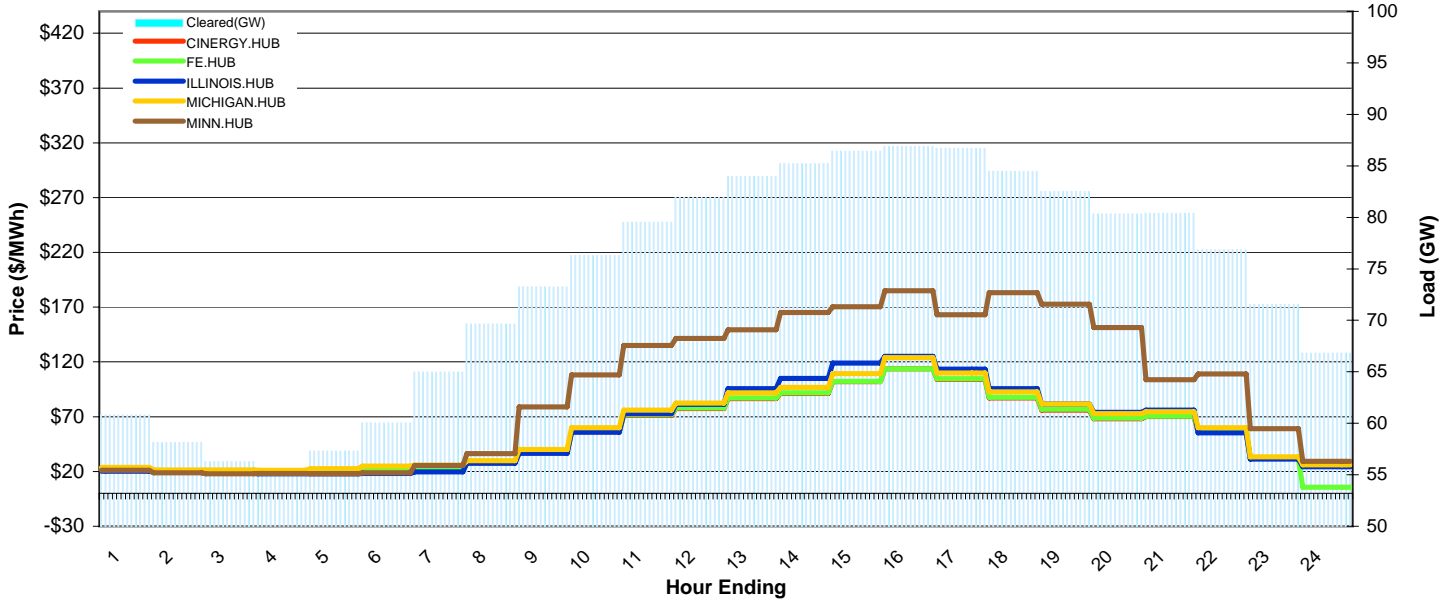
Delivery Day: Thursday, June 14, 2007

Price Color Codes:



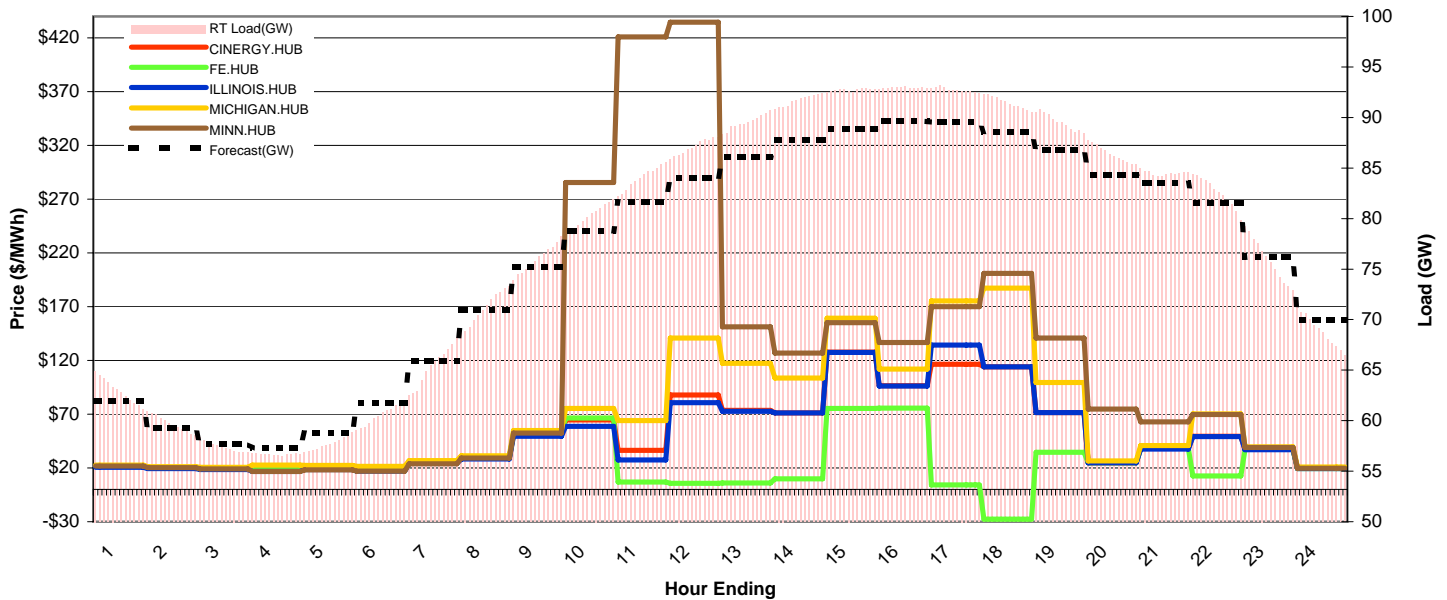
Day-Ahead Prices and Cleared Load

	HE1	HE2	HE3	HE4	HE5	HE6	HE7	HE8	HE9	HE10	HE11	HE12	HE13	HE14	HE15	HE16	HE17	HE18	HE19	HE20	HE21	HE22	HE23	HE24
CINERGY.HUB	21.01	20.56	19.54	19.45	19.52	19.71	21.61	27.90	37.16	56.24	71.42	77.40	86.41	91.09	102.06	113.71	104.02	87.00	76.08	68.08	70.08	55.87	32.12	25.07
FE.HUB	21.51	20.64	19.82	19.71	20.07	20.76	22.35	28.11	37.62	56.77	72.02	78.07	87.01	91.79	102.46	113.66	104.69	87.63	76.88	68.78	70.48	56.33	32.04	5.58
ILLINOIS.HUB	20.24	19.31	18.37	17.83	18.03	18.14	19.69	27.56	36.73	56.00	72.72	81.17	95.71	104.87	119.00	125.00	113.39	95.67	81.49	73.93	75.94	55.19	31.25	24.21
MICHIGAN.HUB	23.80	21.47	21.35	21.13	22.51	24.92	25.79	29.97	40.10	60.05	76.02	82.41	91.85	96.78	109.36	123.80	109.84	92.61	81.49	72.79	74.53	60.07	33.52	26.20
MINN.HUB	21.02	18.88	17.86	18.13	17.79	18.76	25.36	36.30	78.82	108.22	135.01	141.51	149.23	165.19	170.44	184.94	163.17	183.29	172.63	151.46	103.64	108.96	59.19	29.18
Cleared(GW)	60.8	58.1	56.3	55.4	57.3	60.0	65.0	69.6	73.3	76.3	79.5	81.9	84.0	85.2	86.4	86.9	86.7	84.5	82.5	80.3	80.4	76.8	71.5	66.8



Preliminary Real-Time Prices with Forecasted and Actual System Load

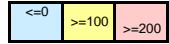
	HE1	HE2	HE3	HE4	HE5	HE6	HE7	HE8	HE9	HE10	HE11	HE12	HE13	HE14	HE15	HE16	HE17	HE18	HE19	HE20	HE21	HE22	HE23	HE24
CINERGY.HUB	21.39	20.13	19.50	21.08	20.84	19.98	25.03	29.24	50.79	64.52	36.27	87.87	73.64	71.31	127.72	96.41	116.35	114.12	71.41	24.80	38.06	49.51	37.19	19.65
FE.HUB	21.51	20.26	19.64	21.53	21.18	20.40	25.34	29.68	51.44	66.35	6.91	5.85	5.97	9.83	75.40	75.59	4.23	-27.47	34.68	24.74	38.04	12.66	37.13	19.52
ILLINOIS.HUB	20.73	19.50	18.65	16.70	18.40	17.15	24.31	28.40	49.38	58.77	27.37	80.79	72.56	71.30	127.56	96.26	134.45	113.92	71.48	24.72	37.69	49.08	36.83	19.41
MICHIGAN.HUB	22.56	21.19	20.55	22.81	22.28	21.56	26.90	31.44	54.96	75.29	64.11	140.91	117.38	103.57	159.40	111.90	175.33	187.37	99.34	26.56	40.86	70.42	39.54	20.82
MINN.HUB	21.91	20.19	19.10	16.73	18.25	16.97	23.98	29.10	52.43	285.65	420.81	434.54	151.23	126.97	155.03	136.63	169.88	201.02	140.72	74.77	63.01	69.76	39.18	19.59
Forecasted(GW)	62.0	59.3	57.7	57.3	58.8	61.8	65.9	71.0	75.2	78.7	81.6	84.0	86.1	87.8	88.9	89.6	89.5	88.6	86.8	84.3	83.5	81.5	76.2	70.0
(RT) - (DA Load)	2.12	1.55	1.11	1.20	0.38	0.43	0.33	1.44	2.70	3.90	4.46	5.16	5.55	6.44	6.28	6.02	6.03	6.98	7.03	6.05	4.09	5.75	4.38	2.14



MISO Hub Report

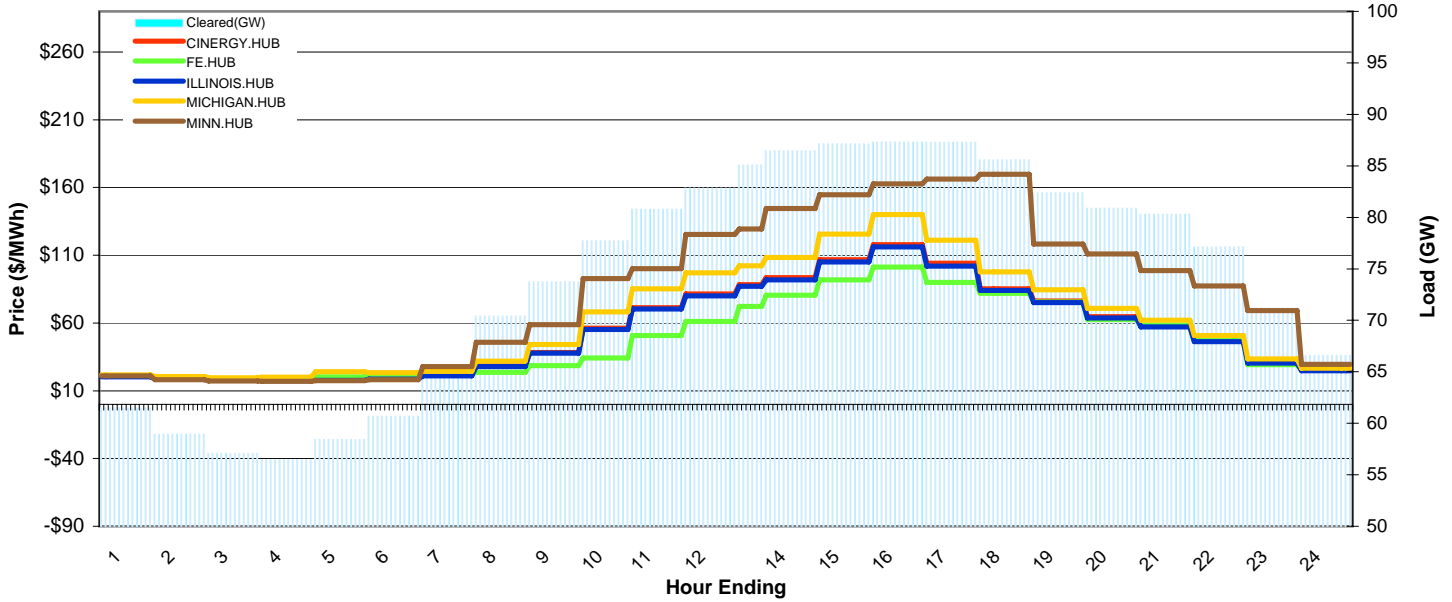
Delivery Day: Friday, June 15, 2007

Price Color Codes:



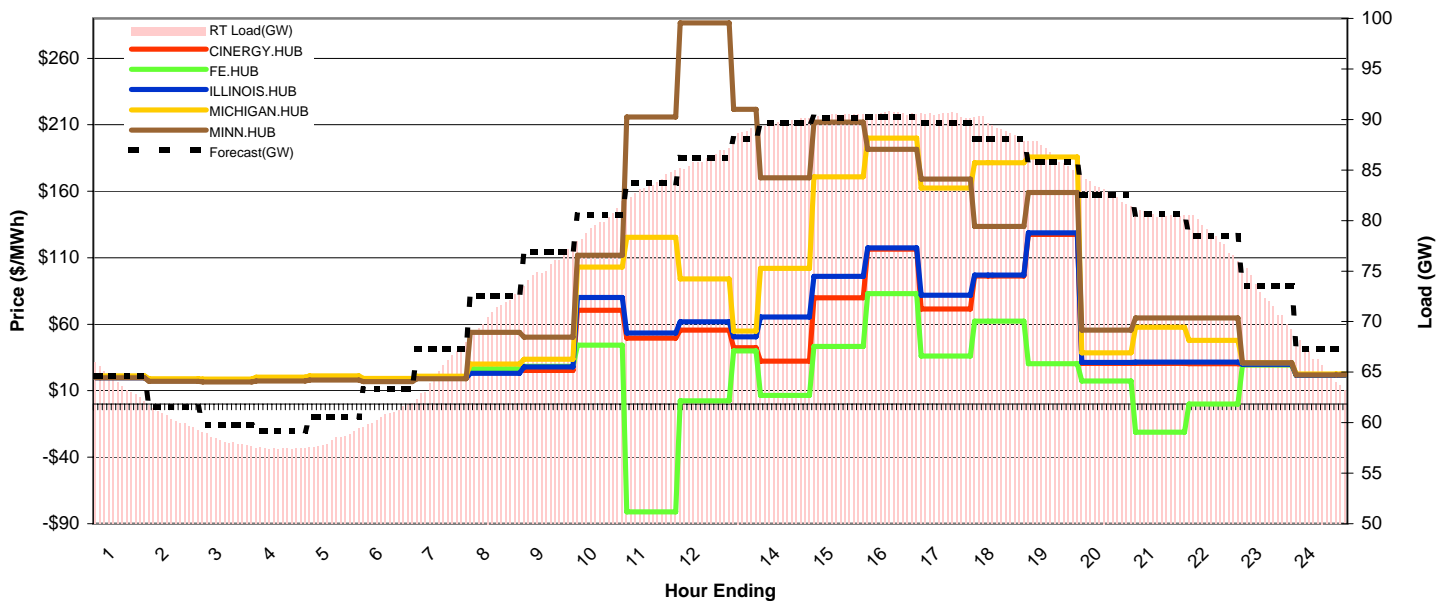
Day-Ahead Prices and Cleared Load

	HE1	HE2	HE3	HE4	HE5	HE6	HE7	HE8	HE9	HE10	HE11	HE12	HE13	HE14	HE15	HE16	HE17	HE18	HE19	HE20	HE21	HE22	HE23	HE24
CINERGY.HUB	20.91	19.77	18.83	18.55	19.25	19.94	22.56	28.24	38.33	56.13	71.29	81.43	88.38	93.61	106.84	117.91	104.02	85.34	76.25	64.63	58.00	46.95	31.83	25.53
FE.HUB	20.98	19.81	18.86	18.75	20.22	20.54	22.75	23.49	28.48	34.25	50.86	61.09	72.28	80.48	91.93	101.29	89.92	81.84	75.61	62.66	58.30	47.40	29.28	25.64
ILLINOIS.HUB	20.20	18.91	17.91	17.49	17.75	18.53	21.02	27.81	37.73	55.22	70.27	79.97	87.07	91.91	105.01	116.09	102.02	84.06	75.13	63.75	57.07	46.29	30.49	24.69
MICHIGAN.HUB	21.80	20.50	19.52	19.96	24.12	23.26	24.32	31.84	44.25	68.22	85.27	97.06	102.15	108.50	125.71	140.00	121.19	97.86	84.49	70.90	62.16	50.66	33.63	26.71
MINN.HUB	21.08	18.13	17.27	16.97	17.35	18.08	27.88	45.82	58.82	92.76	100.01	125.30	129.32	144.58	154.58	162.67	166.15	169.68	118.26	110.92	98.64	87.44	69.19	29.40
Cleared(GW)	61.5	58.9	57.1	56.5	58.4	60.7	65.4	70.4	73.7	77.7	80.8	82.8	85.1	86.4	87.1	87.3	87.3	85.6	82.4	80.9	80.3	77.1	71.2	66.6



Preliminary Real-Time Prices with Forecasted and Actual System Load

	HE1	HE2	HE3	HE4	HE5	HE6	HE7	HE8	HE9	HE10	HE11	HE12	HE13	HE14	HE15	HE16	HE17	HE18	HE19	HE20	HE21	HE22	HE23	HE24
CINERGY.HUB	20.10	18.04	17.91	19.14	19.97	18.07	19.63	25.93	25.36	70.50	49.59	55.50	42.35	32.27	79.87	116.38	71.59	96.20	127.59	30.63	30.68	30.21	29.53	21.63
FE.HUB	20.01	17.98	17.85	19.12	20.01	18.16	19.70	26.40	28.50	44.28	-81.19	2.44	40.02	6.42	43.41	83.06	35.99	62.42	30.23	17.45	-21.21	0.11	29.42	21.56
ILLINOIS.HUB	19.77	17.69	17.53	18.72	19.50	17.64	19.26	23.18	27.87	80.22	53.40	61.82	50.63	65.48	95.92	117.47	81.71	96.92	128.72	31.31	31.46	31.65	29.78	21.64
MICHIGAN.HUB	21.17	18.92	18.88	20.24	21.08	19.14	20.84	30.08	33.64	103.09	125.48	94.14	54.98	102.00	170.87	199.98	162.41	181.43	185.70	38.56	57.85	47.83	31.00	22.51
MINN.HUB	19.73	17.12	16.51	17.33	18.10	16.85	18.94	53.88	50.29	111.92	215.85	286.65	221.73	170.12	211.99	191.49	169.14	133.64	159.03	55.69	64.75	64.81	31.06	21.91
Forecasted(GW)	64.7	61.5	59.7	59.2	60.6	63.3	67.2	72.5	76.8	80.5	83.7	86.2	88.1	89.6	90.2	90.2	89.6	88.1	85.8	82.5	80.6	78.5	73.5	67.3
(RT) - (DA Load)	2.36	1.42	1.10	0.96	-0.10	0.09	-0.18	0.45	1.72	2.02	2.73	3.23	3.60	3.25	3.29	3.26	3.17	3.55	4.08	1.99	0.31	1.32	1.12	-0.81



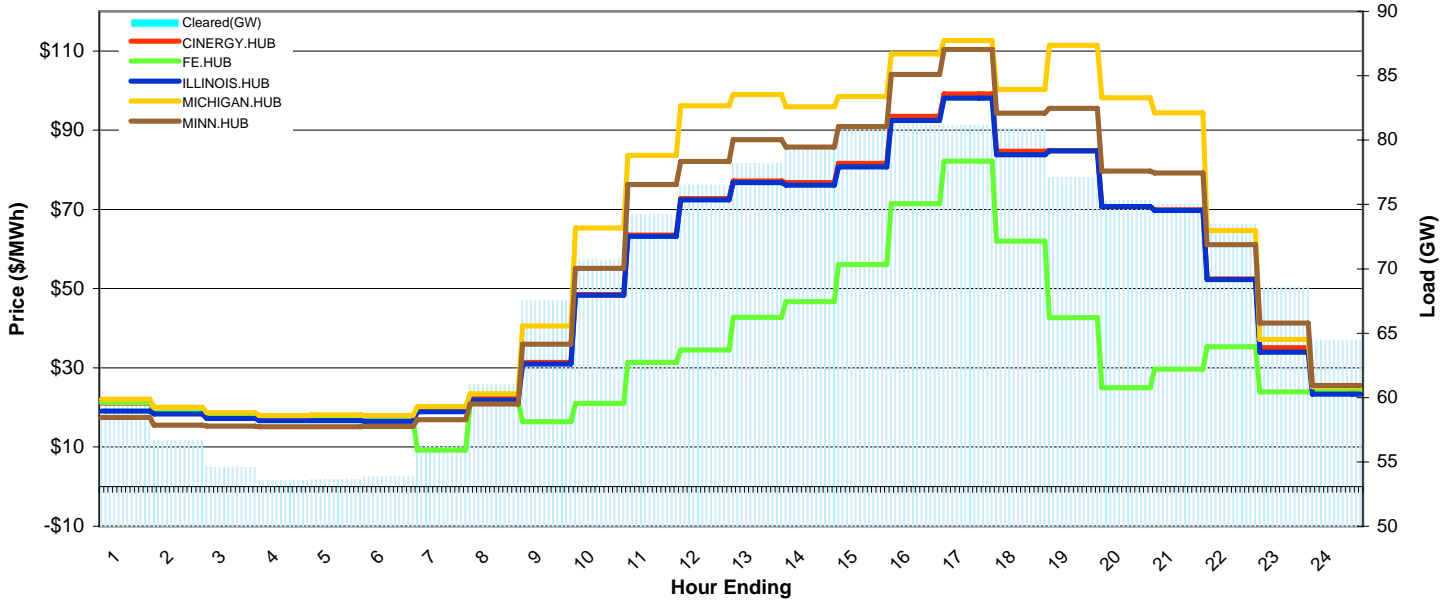
MISO Hub Report

Delivery Day: Saturday, June 16, 2007

Price Color Codes: ≤0 ≥100 ≥200

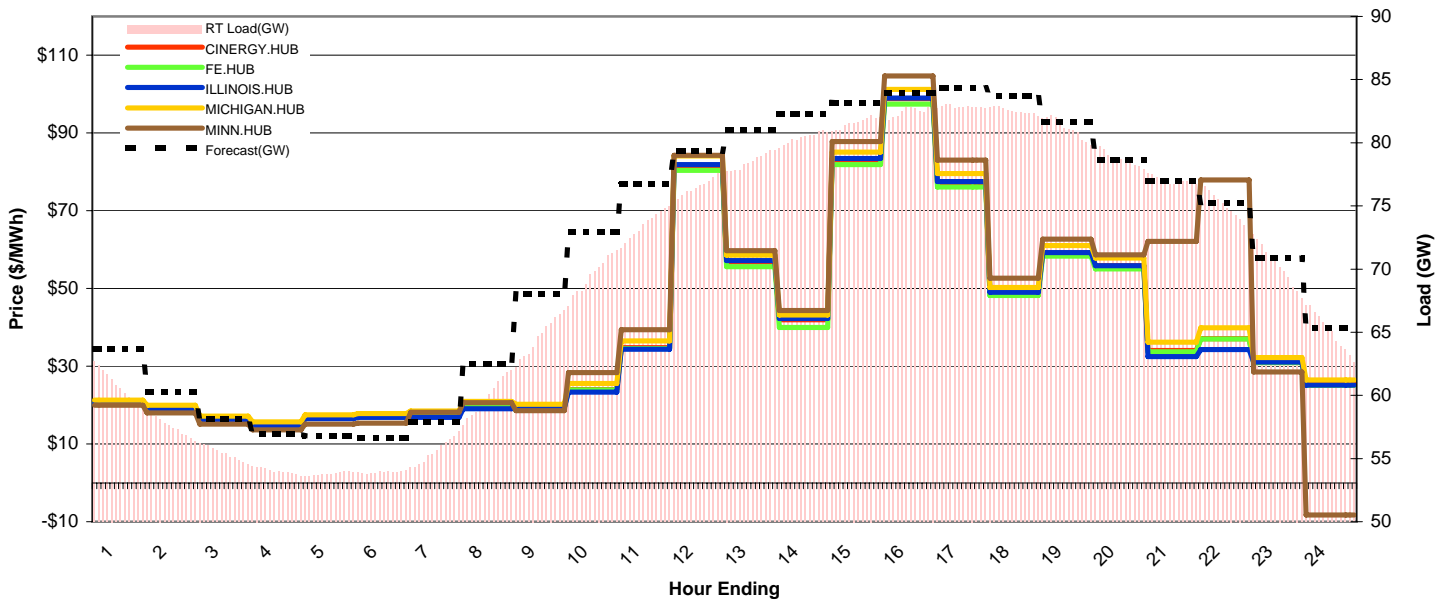
Day-Ahead Prices and Cleared Load

	HE1	HE2	HE3	HE4	HE5	HE6	HE7	HE8	HE9	HE10	HE11	HE12	HE13	HE14	HE15	HE16	HE17	HE18	HE19	HE20	HE21	HE22	HE23	HE24
CINERGY.HUB	21.09	19.25	18.00	17.35	17.47	17.31	19.23	22.23	31.33	48.52	63.53	72.73	77.20	76.79	81.65	93.48	99.15	84.71	84.86	70.72	69.88	52.49	35.05	24.13
FE.HUB	21.27	19.39	18.11	17.38	17.50	17.34	9.24	21.18	16.44	21.00	31.38	34.50	42.73	46.73	56.13	71.44	82.17	61.99	42.66	25.00	29.68	35.32	23.93	24.33
ILLINOIS.HUB	19.11	18.39	17.25	16.68	16.64	16.54	18.92	21.85	31.00	48.33	63.21	72.40	76.78	76.12	80.76	92.47	98.08	83.80	84.81	70.74	69.72	52.30	33.92	23.37
MICHIGAN.HUB	22.06	20.03	18.72	17.96	18.09	17.93	20.21	23.47	40.57	65.33	83.67	96.18	98.96	95.95	98.54	109.26	112.68	100.32	111.43	98.16	94.38	64.66	37.15	25.21
MINN.HUB	17.49	15.50	15.26	15.15	15.16	15.20	16.93	20.85	36.00	55.15	76.30	82.12	87.62	85.71	90.92	104.07	110.37	94.32	95.50	79.69	79.20	61.08	41.28	25.57
Cleared(GW)	59.9	56.7	54.6	53.5	53.6	53.9	56.2	61.0	67.5	70.8	74.2	76.5	78.2	79.4	80.9	81.2	81.1	80.9	77.1	75.3	75.0	73.4	68.6	64.5



Preliminary Real-Time Prices with Forecasted and Actual System Load

	HE1	HE2	HE3	HE4	HE5	HE6	HE7	HE8	HE9	HE10	HE11	HE12	HE13	HE14	HE15	HE16	HE17	HE18	HE19	HE20	HE21	HE22	HE23	HE24
CINERGY.HUB	20.58	19.18	16.48	15.02	16.76	17.17	17.48	19.76	19.42	23.99	34.76	81.43	56.84	41.99	83.04	98.88	77.30	48.99	59.19	55.85	34.01	37.06	31.14	25.40
FE.HUB	20.53	19.16	16.47	14.99	16.71	17.10	17.48	19.79	19.36	23.95	34.55	80.43	55.64	40.00	81.91	97.48	76.08	48.21	58.32	55.08	33.73	36.97	30.94	25.10
ILLINOIS.HUB	20.47	19.02	16.30	14.82	16.50	16.87	16.81	19.05	19.27	23.37	34.34	81.84	57.15	42.29	83.41	99.02	77.50	49.04	59.23	55.88	32.49	34.27	31.05	25.15
MICHIGAN.HUB	21.32	20.00	17.21	15.67	17.46	17.85	18.50	20.97	20.22	25.54	36.50	84.11	58.62	43.19	85.09	101.23	79.60	50.30	61.03	57.84	36.19	39.93	32.23	26.48
MINN.HUB	19.99	18.03	15.07	13.61	15.12	15.32	18.14	20.59	18.54	28.38	39.43	84.24	59.74	44.30	87.81	104.72	83.02	52.65	62.69	58.64	62.14	77.94	28.55	-8.26
Forecasted(GW)	63.7	60.3	58.1	56.9	56.8	56.7	57.9	62.5	68.1	72.9	76.7	79.3	81.0	82.2	83.2	84.0	84.3	83.7	81.6	78.6	77.0	75.3	70.9	65.3
(RT) - (DA Load)	0.88	0.88	0.83	0.46	0.13	0.05	-0.68	-1.13	-2.93	-1.28	-0.70	0.00	0.31	0.97	0.69	1.26	1.69	1.63	4.03	3.44	1.96	1.57	1.72	0.60



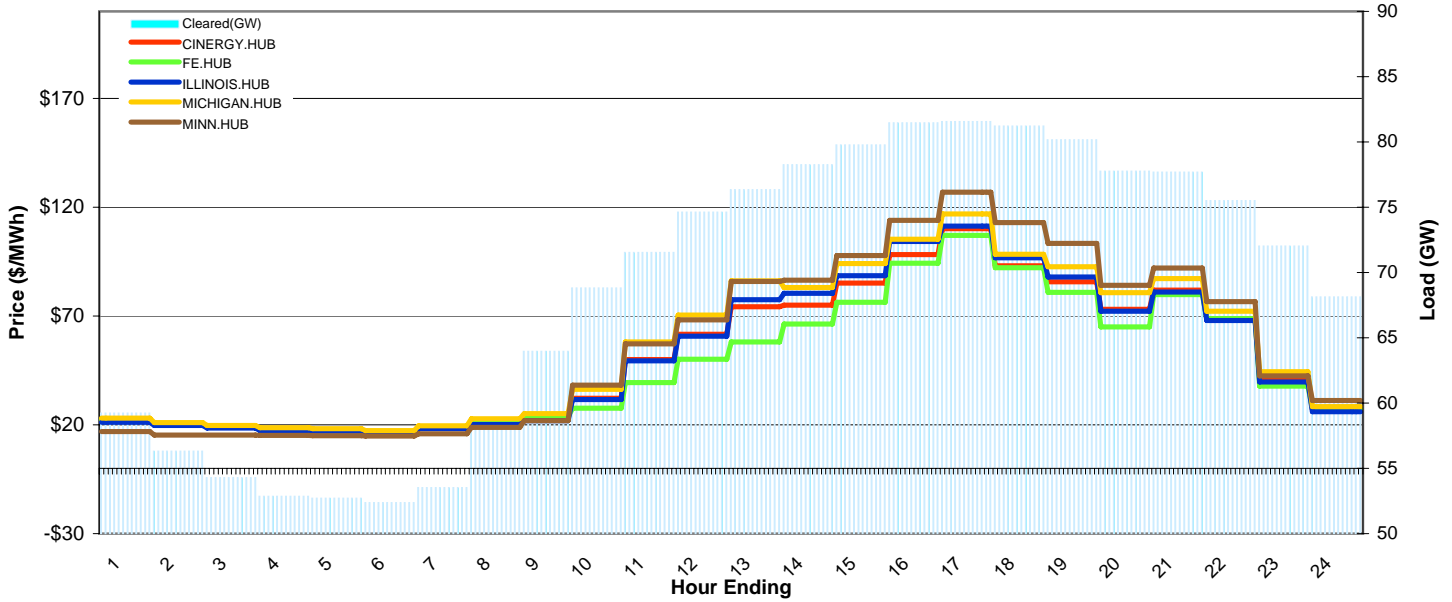
MISO Hub Report

Delivery Day: Sunday, June 17, 2007

Price Color Codes: ≤0 ≥100 ≥200

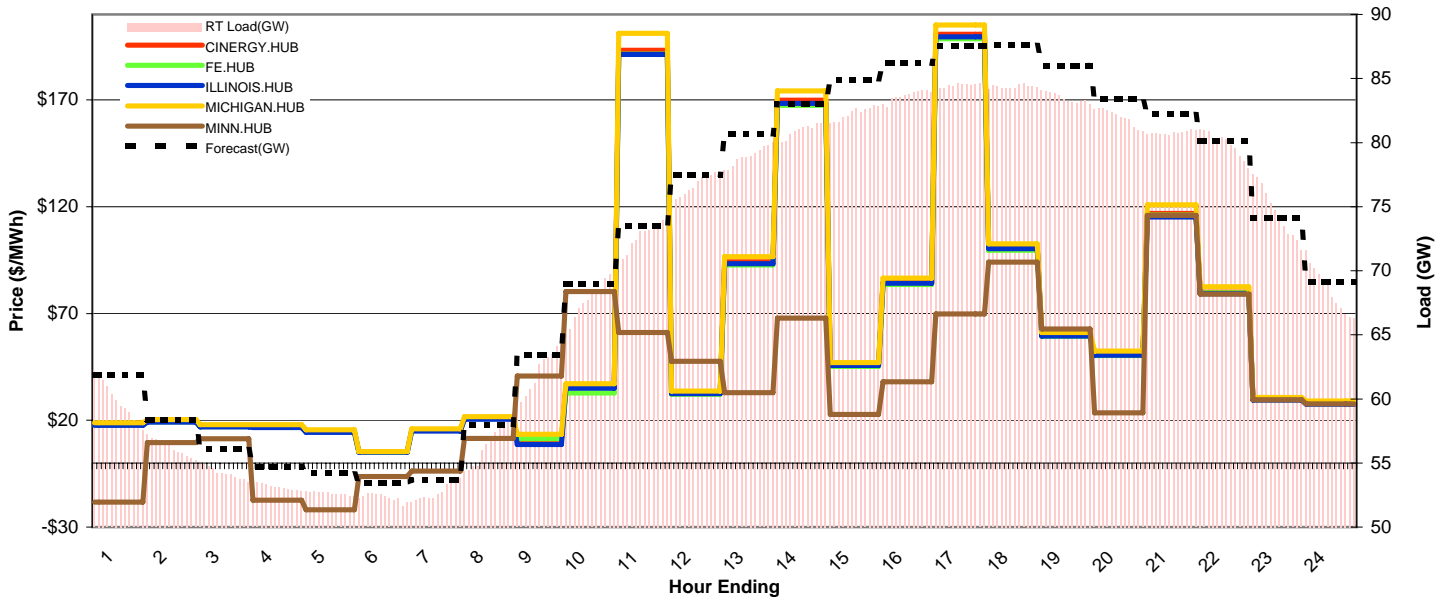
Day-Ahead Prices and Cleared Load

	HE1	HE2	HE3	HE4	HE5	HE6	HE7	HE8	HE9	HE10	HE11	HE12	HE13	HE14	HE15	HE16	HE17	HE18	HE19	HE20	HE21	HE22	HE23	HE24
CINERGY.HUB	22.16	20.26	18.98	17.90	17.57	16.74	18.63	21.35	23.42	32.19	50.07	61.56	74.28	74.97	85.22	98.18	110.14	93.10	85.77	73.05	81.93	68.65	40.91	27.07
FE.HUB	22.32	20.40	19.11	18.03	17.70	16.80	18.67	21.45	23.58	27.62	39.40	50.10	58.05	66.36	76.29	94.22	107.07	92.24	80.89	65.06	79.78	68.77	37.83	27.34
ILLINOIS.HUB	21.15	19.71	18.46	17.40	17.09	16.20	18.18	20.22	21.98	31.66	49.41	60.71	77.44	80.38	88.56	104.33	111.26	96.78	87.96	72.26	81.05	67.89	39.70	26.00
MICHIGAN.HUB	23.06	21.08	19.75	18.63	18.29	17.32	19.62	22.75	25.18	36.30	58.04	70.40	86.16	83.12	94.05	105.24	116.96	98.40	92.67	80.79	87.23	72.16	44.34	28.44
MINN.HUB	16.96	15.34	15.25	15.08	15.00	14.92	15.87	18.82	21.91	38.22	57.21	68.26	85.84	86.43	97.75	114.04	126.90	112.89	103.40	84.13	92.09	76.67	42.50	31.18
Cleared(GW)	59.2	56.3	54.3	52.9	52.7	52.4	53.5	58.7	64.0	68.8	71.5	74.6	76.4	78.3	79.8	81.5	81.6	81.2	80.2	77.8	77.7	75.5	72.0	68.1



Preliminary Real-Time Prices with Forecasted and Actual System Load

	HE1	HE2	HE3	HE4	HE5	HE6	HE7	HE8	HE9	HE10	HE11	HE12	HE13	HE14	HE15	HE16	HE17	HE18	HE19	HE20	HE21	HE22	HE23	HE24
CINERGY.HUB	17.99	19.49	17.15	17.13	14.85	5.17	15.31	20.87	11.03	35.49	193.21	32.69	94.13	169.89	45.85	84.64	200.67	100.64	59.76	50.83	116.81	79.94	29.65	27.83
FE.HUB	17.76	19.35	17.05	16.99	14.71	5.12	15.23	20.83	11.40	32.84	191.39	32.20	92.70	167.42	45.21	83.63	198.58	99.66	59.23	50.27	116.01	79.60	29.65	27.89
ILLINOIS.HUB	17.70	19.19	16.82	16.65	14.40	5.03	14.96	20.48	8.72	35.02	191.32	32.40	93.28	168.32	45.60	84.21	199.49	100.31	59.43	50.40	115.22	79.14	29.46	27.55
MICHIGAN.HUB	18.77	20.34	17.91	17.94	15.54	5.41	15.96	21.72	13.42	37.14	201.14	33.69	96.63	174.18	47.04	86.54	205.06	102.63	61.08	52.38	120.93	82.56	30.70	29.06
MINN.HUB	-18.36	9.62	11.38	-17.37	-21.97	-6.33	-3.79	11.50	40.74	80.23	61.13	47.55	32.87	67.84	22.74	37.95	69.82	94.00	62.68	23.50	115.92	79.12	29.59	27.72
Forecasted(GW)	61.8	58.4	56.1	54.7	54.2	53.4	53.7	58.0	63.5	69.0	73.5	77.5	80.7	83.0	84.9	86.2	87.6	87.6	86.0	83.4	82.2	80.1	74.1	69.2
(RT) - (DA Load)	0.60	-0.15	-0.05	0.29	-0.10	-0.05	-0.79	-2.12	-1.92	-0.97	1.17	2.01	2.59	2.68	2.49	2.19	2.87	3.16	3.33	4.22	3.07	4.42	2.55	0.37



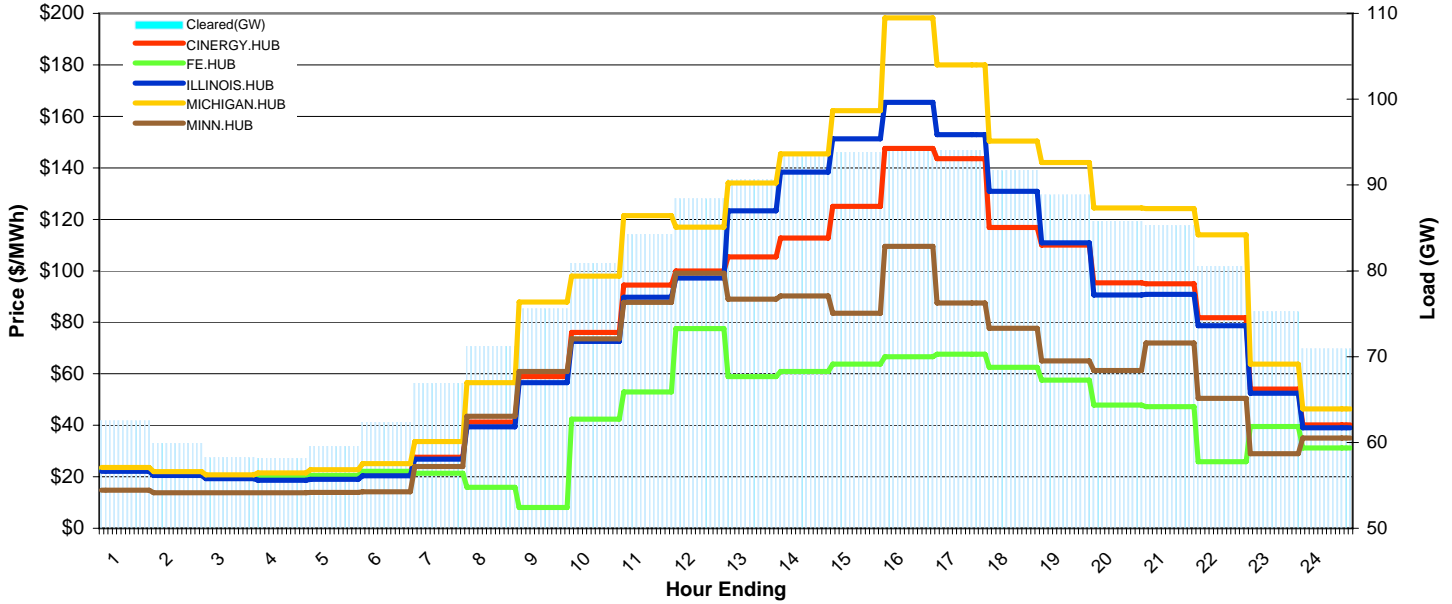
MISO Hub Report

Delivery Day: Monday, June 18, 2007

Price Color Codes: ≤0 ≥100 ≥200

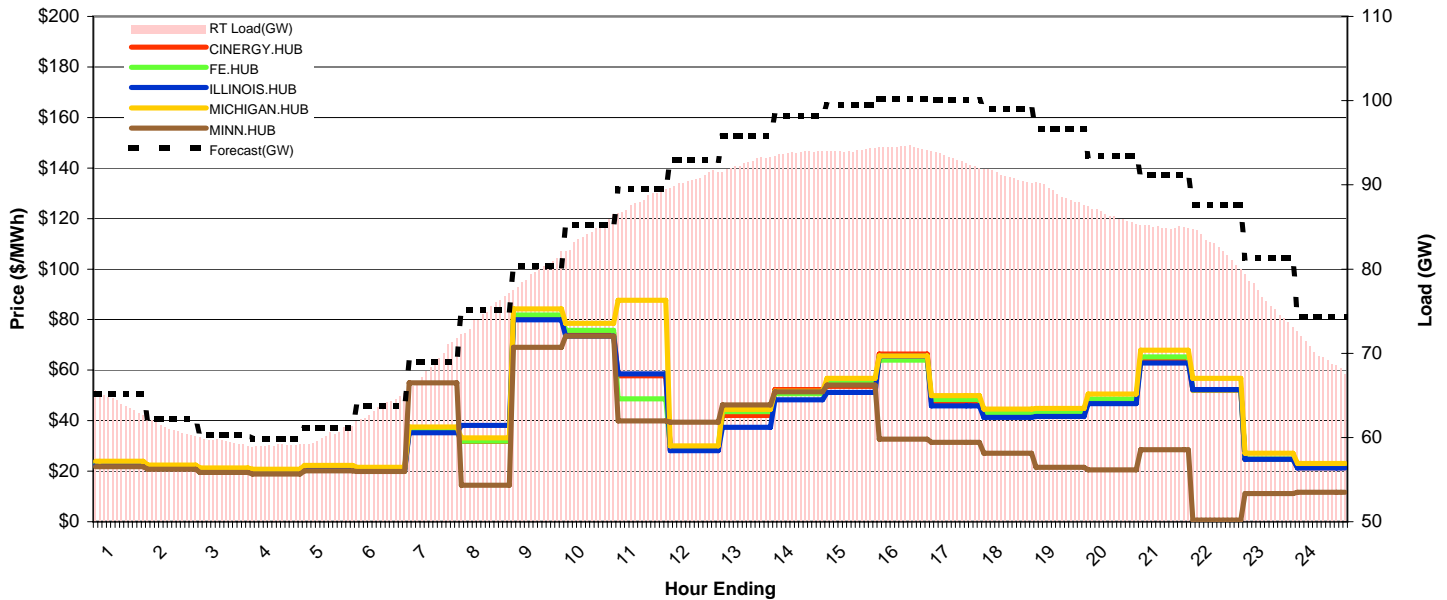
Day-Ahead Prices and Cleared Load

	HE1	HE2	HE3	HE4	HE5	HE6	HE7	HE8	HE9	HE10	HE11	HE12	HE13	HE14	HE15	HE16	HE17	HE18	HE19	HE20	HE21	HE22	HE23	HE24
CINERGY.HUB	22.69	21.07	19.85	19.41	19.88	21.33	27.65	41.21	58.95	76.12	94.46	100.00	105.37	112.72	125.06	147.56	143.52	116.88	110.02	95.29	95.00	81.83	54.01	40.16
FE.HUB	22.85	21.22	20.00	19.85	20.49	22.14	21.35	15.85	8.12	42.35	52.97	77.55	58.95	60.92	63.81	66.67	67.60	62.56	57.51	47.81	47.25	25.81	39.52	31.15
ILLINOIS.HUB	22.07	20.48	19.30	18.70	19.07	20.34	26.87	39.37	56.56	72.56	89.72	97.16	123.36	138.40	151.31	165.49	152.85	130.83	110.93	90.59	90.91	78.73	52.49	39.04
MICHIGAN.HUB	23.61	22.01	20.70	21.53	22.78	25.14	33.65	56.53	87.92	97.91	121.47	116.97	134.15	145.40	162.18	198.27	179.99	150.43	142.12	124.41	124.12	113.97	63.73	46.40
MINN.HUB	14.75	13.77	13.80	13.74	13.87	14.20	23.97	43.55	60.86	73.62	87.81	99.11	89.04	90.29	83.52	109.54	87.47	77.69	65.00	61.33	72.00	50.42	28.96	35.09
Cleared(GW)	62.5	59.9	58.2	58.2	59.5	62.4	66.9	71.2	75.6	80.9	84.2	88.4	90.7	93.3	93.8	94.1	94.0	91.7	88.8	85.8	85.3	80.5	75.2	70.9



Preliminary Real-Time Prices with Forecasted and Actual System Load

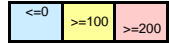
	HE1	HE2	HE3	HE4	HE5	HE6	HE7	HE8	HE9	HE10	HE11	HE12	HE13	HE14	HE15	HE16	HE17	HE18	HE19	HE20	HE21	HE22	HE23	HE24
CINERGY.HUB	22.87	21.47	20.45	19.91	21.39	20.73	35.95	31.83	80.79	74.77	57.80	28.64	42.09	52.32	53.53	66.37	47.55	42.16	42.51	47.84	64.27	52.00	24.65	21.38
FE.HUB	22.92	21.50	20.50	20.00	21.54	20.93	36.45	31.98	81.85	75.72	48.62	29.46	43.51	50.65	55.18	63.98	48.43	43.19	43.28	48.57	65.19	52.18	24.86	21.54
ILLINOIS.HUB	22.48	21.06	19.99	19.43	20.85	20.23	35.21	38.08	79.97	73.49	58.48	28.07	37.40	48.32	51.20	65.50	45.90	41.29	41.68	46.70	62.77	52.34	24.64	21.34
MICHIGAN.HUB	23.94	22.36	21.33	20.82	22.28	21.53	37.48	33.18	84.25	78.48	87.60	29.97	44.47	51.68	56.76	65.65	49.87	44.58	44.85	50.60	67.85	56.78	27.07	22.99
MINN.HUB	21.82	20.76	19.51	18.89	20.18	19.93	55.03	14.44	69.01	73.44	39.84	39.35	46.28	51.42	54.04	32.62	31.40	27.14	21.50	20.52	28.56	0.68	11.16	11.71
Forecasted(GW)	65.1	62.1	60.3	59.8	61.1	63.7	68.9	75.1	80.3	85.2	89.5	92.9	95.8	98.2	99.5	100.2	100.1	99.0	96.6	93.5	91.2	87.7	81.3	74.3
(RT) - (DA Load)	1.63	1.15	1.30	0.90	0.71	1.22	1.78	3.52	4.16	3.42	3.92	2.27	1.88	0.51	0.23	0.36	-1.00	-0.66	0.06	0.57	-0.28	2.09	0.84	-1.06



MISO Hub Report

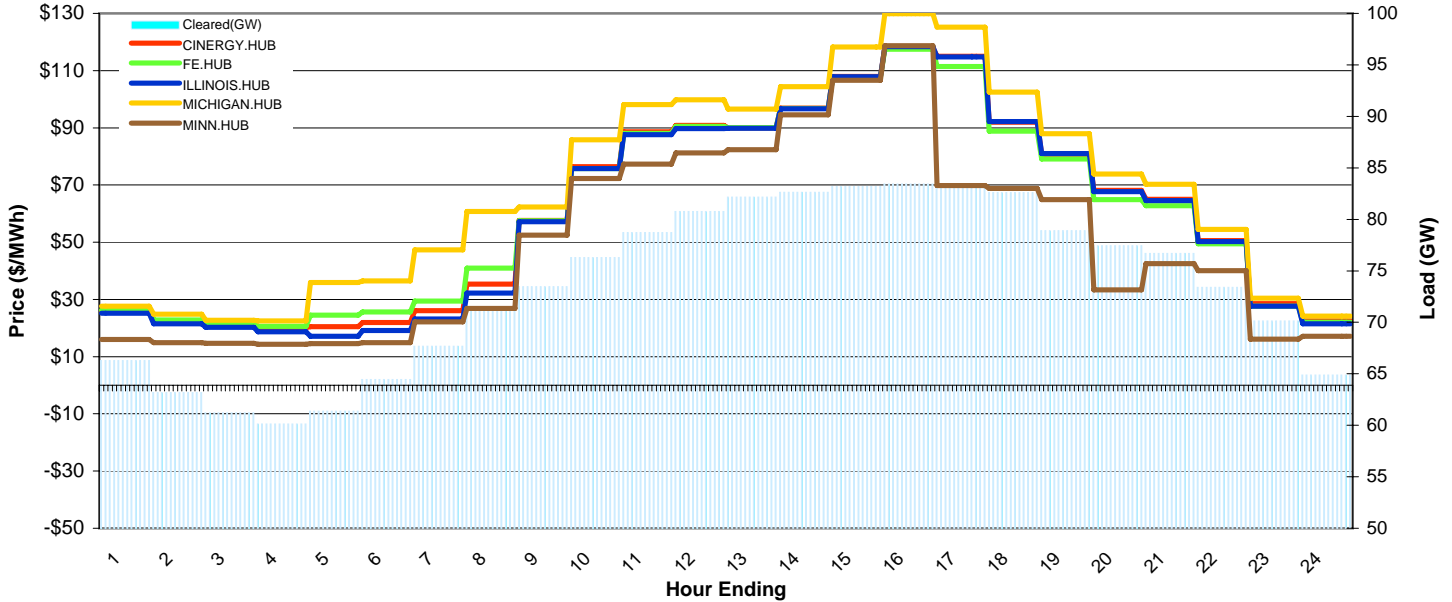
Delivery Day: Tuesday, June 19, 2007

Price Color Codes:



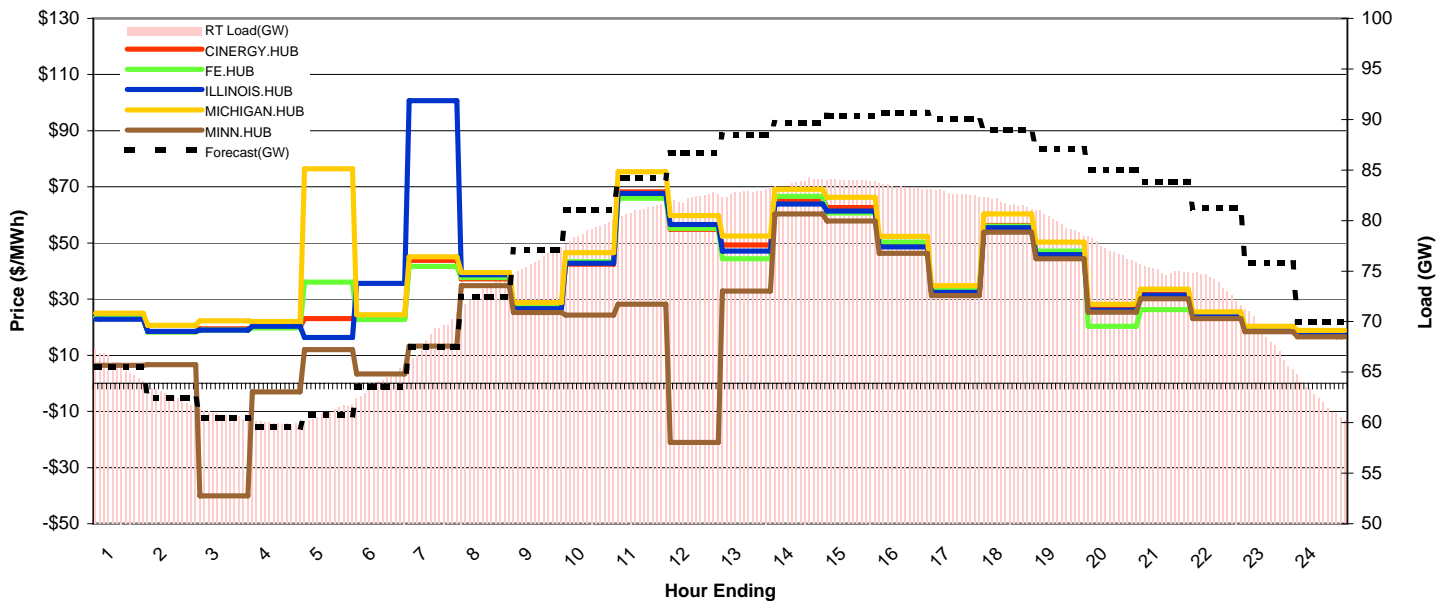
Day-Ahead Prices and Cleared Load

	HE1	HE2	HE3	HE4	HE5	HE6	HE7	HE8	HE9	HE10	HE11	HE12	HE13	HE14	HE15	HE16	HE17	HE18	HE19	HE20	HE21	HE22	HE23	HE24
CINERGY.HUB	26.07	22.43	21.59	20.17	20.49	21.89	26.04	35.33	57.64	76.46	88.63	90.90	90.00	96.85	108.00	118.00	115.00	91.97	80.73	68.08	65.00	50.61	28.55	22.47
FE.HUB	26.25	22.84	21.73	20.60	24.51	25.66	29.42	40.96	57.55	75.75	88.08	90.49	90.04	96.79	107.60	117.42	111.39	88.88	79.10	64.89	62.80	49.46	27.67	22.00
ILLINOIS.HUB	25.22	21.46	20.26	18.66	17.16	19.10	23.20	32.23	57.13	75.77	87.61	89.78	89.85	96.69	107.89	118.34	114.74	92.14	81.05	67.71	64.59	50.25	27.69	21.52
MICHIGAN.HUB	27.63	24.84	22.77	22.54	35.95	36.48	47.30	60.74	62.36	85.84	98.13	99.84	96.52	104.41	118.21	129.91	125.19	102.49	87.89	73.82	70.25	54.54	30.43	24.12
MINN.HUB	15.97	14.94	14.63	14.34	14.50	14.89	22.18	26.81	52.46	72.23	77.34	81.23	82.30	94.59	106.59	118.69	69.86	68.85	64.85	33.38	42.51	40.11	16.17	17.09
Cleared(GW)	66.3	63.2	61.2	60.1	61.4	64.4	67.7	71.5	73.5	76.3	78.7	80.8	82.2	82.6	83.2	83.4	83.4	82.6	78.9	77.4	76.7	73.4	70.1	64.9



Preliminary Real-Time Prices with Forecasted and Actual System Load

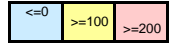
	HE1	HE2	HE3	HE4	HE5	HE6	HE7	HE8	HE9	HE10	HE11	HE12	HE13	HE14	HE15	HE16	HE17	HE18	HE19	HE20	HE21	HE22	HE23	HE24
CINERGY.HUB	23.35	18.41	19.45	19.83	23.09	23.16	43.77	37.18	27.11	42.48	68.20	54.90	49.31	65.44	62.66	49.33	32.84	56.30	46.61	26.50	31.74	24.05	19.36	17.98
FE.HUB	23.37	18.29	19.02	19.71	36.06	22.70	41.66	37.68	27.68	43.33	65.93	55.18	44.37	66.57	60.68	50.30	33.39	56.05	47.18	20.32	26.29	24.41	19.59	17.95
ILLINOIS.HUB	22.84	18.53	19.00	20.29	16.33	35.62	100.67	38.68	26.66	42.74	67.63	56.60	47.16	63.89	61.41	48.64	32.47	55.50	45.89	26.03	31.35	23.84	19.16	17.77
MICHIGAN.HUB	24.98	20.69	22.30	22.05	76.45	24.42	45.02	39.44	28.80	46.56	75.34	59.79	52.43	69.14	66.25	52.38	34.78	60.37	50.34	28.20	33.58	25.48	20.38	18.91
MINN.HUB	6.38	6.69	-40.11	-3.06	11.96	3.36	13.30	34.77	25.26	24.31	28.17	-21.07	32.85	60.36	57.84	46.28	31.32	53.82	44.42	25.34	30.15	23.10	18.40	16.53
Forecasted(GW)	65.5	62.4	60.5	59.6	60.8	63.6	67.4	72.5	77.1	81.0	84.2	86.7	88.4	89.7	90.4	90.6	90.0	88.9	87.1	85.0	83.9	81.3	75.8	69.9
(RT) - (DA Load)	-0.60	-0.55	-0.42	-0.14	-0.39	-0.42	0.85	1.62	2.55	2.64	2.33	1.48	0.60	1.11	0.79	-0.10	-0.74	-0.88	0.85	-0.42	-1.64	0.26	-1.88	-2.66



MISO Hub Report

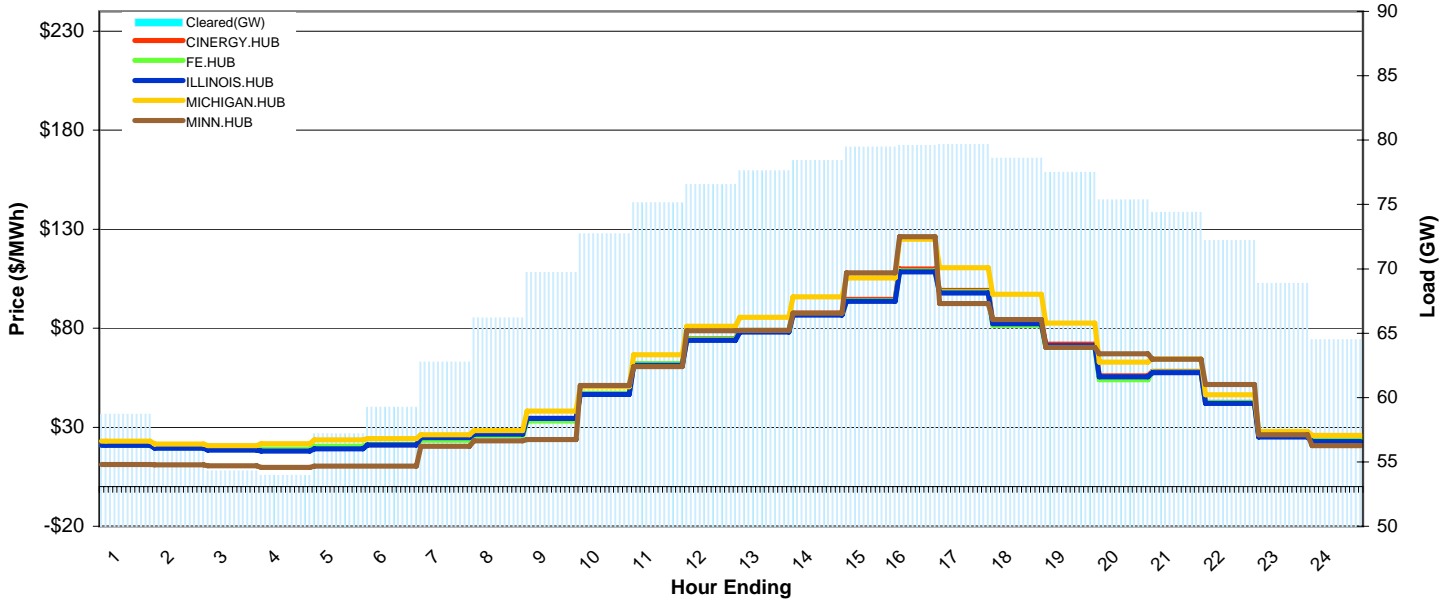
Delivery Day: Wednesday, June 20, 2007

Price Color Codes:



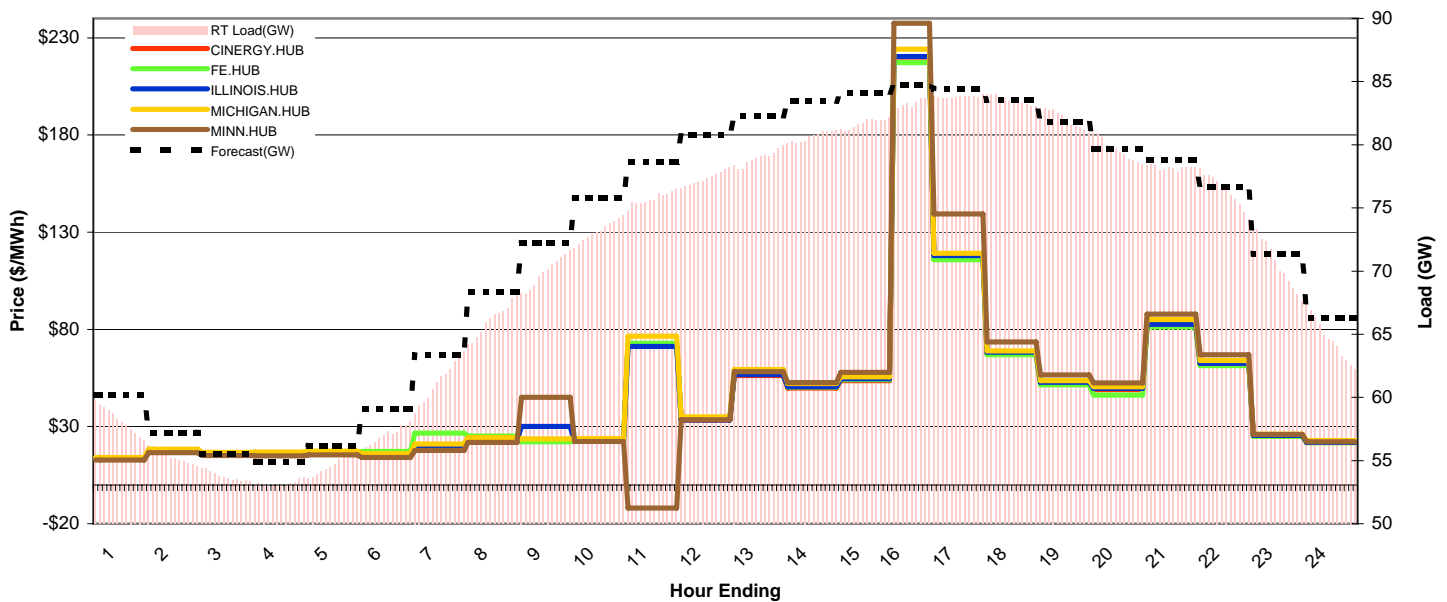
Day-Ahead Prices and Cleared Load

	HE1	HE2	HE3	HE4	HE5	HE6	HE7	HE8	HE9	HE10	HE11	HE12	HE13	HE14	HE15	HE16	HE17	HE18	HE19	HE20	HE21	HE22	HE23	HE24
CINERGY.HUB	21.16	19.86	19.07	18.74	20.13	21.21	23.76	25.93	34.44	47.07	61.94	74.66	78.93	87.54	94.54	110.00	99.07	83.52	71.92	56.01	58.17	42.59	26.21	24.06
FE.HUB	20.92	19.67	18.93	18.91	20.44	21.29	23.49	25.70	33.22	47.10	62.01	74.51	78.82	87.21	93.86	108.89	98.42	81.41	70.27	53.98	57.82	42.56	26.44	24.29
ILLINOIS.HUB	20.87	19.46	18.53	17.98	19.17	21.09	24.76	26.47	34.50	46.65	61.21	73.96	78.15	86.67	93.52	108.53	97.80	82.28	71.13	55.49	57.60	42.00	25.07	22.84
MICHIGAN.HUB	23.00	21.53	20.78	21.63	23.70	24.30	26.24	28.28	38.19	50.43	66.67	81.05	85.49	95.87	105.45	124.98	110.53	97.13	82.55	62.82	64.58	46.43	27.91	25.86
MINN.HUB	11.17	11.10	10.47	9.69	10.32	10.37	20.46	23.18	23.81	51.07	60.58	78.76	78.94	87.58	107.91	126.24	92.52	84.32	70.39	67.10	64.34	51.61	26.20	20.75
Cleared(GW)	58.7	55.9	54.3	54.0	57.2	59.2	62.8	66.2	69.7	72.7	75.1	76.5	77.6	78.4	79.5	79.6	79.7	78.6	77.5	75.4	74.4	72.2	68.9	64.5



Preliminary Real-Time Prices with Forecasted and Actual System Load

	HE1	HE2	HE3	HE4	HE5	HE6	HE7	HE8	HE9	HE10	HE11	HE12	HE13	HE14	HE15	HE16	HE17	HE18	HE19	HE20	HE21	HE22	HE23	HE24
CINERGY.HUB	13.54	17.62	16.09	16.15	16.65	14.67	17.72	22.41	22.35	22.62	72.61	33.29	56.16	49.81	53.61	217.55	116.14	67.36	51.99	49.00	81.80	61.76	25.15	21.78
FE.HUB	13.63	17.72	16.18	16.25	16.71	17.24	26.55	25.05	22.18	22.84	72.93	33.62	57.13	50.30	54.08	217.29	115.84	66.90	51.54	46.13	81.26	61.40	24.96	21.72
ILLINOIS.HUB	13.38	17.34	15.80	15.79	16.30	14.73	18.68	22.57	30.10	22.48	71.19	33.32	56.72	50.41	54.53	220.35	117.94	68.33	52.82	49.66	82.66	62.47	25.38	21.76
MICHIGAN.HUB	14.15	18.40	16.77	16.85	17.34	16.01	21.01	24.24	23.66	23.81	76.44	35.02	59.33	52.04	55.66	224.14	119.18	68.93	53.60	50.49	84.99	63.95	26.12	22.73
MINN.HUB	12.69	16.60	15.05	14.94	15.43	14.04	17.73	21.82	44.97	22.32	-11.96	33.50	58.17	52.67	57.94	237.55	139.40	73.45	56.49	52.46	87.85	66.94	25.98	22.16
Forecasted(GW)	60.2	57.2	55.5	54.9	56.2	59.1	63.3	68.4	72.2	75.8	78.6	80.8	82.3	83.5	84.1	84.7	84.4	83.5	81.8	79.7	78.8	76.6	71.4	66.3
(RT) - (DA Load)	-0.53	-0.63	-0.58	-0.76	-2.55	-2.29	-1.53	-0.06	0.17	0.44	0.56	0.77	1.30	2.20	2.19	3.68	4.12	4.92	4.54	4.20	3.79	4.19	1.75	0.11



MISO Hub Report

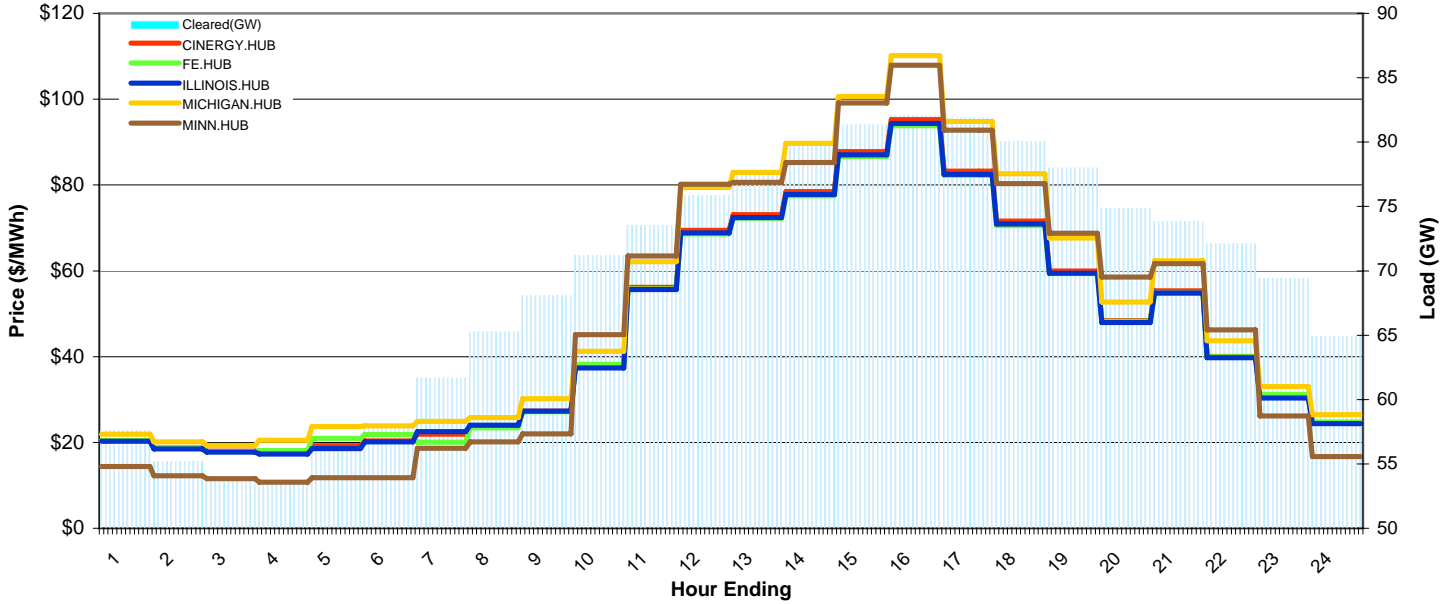
Delivery Day: Thursday, June 21, 2007

Price Color Codes:

≤0	≥100	≥200
----	------	------

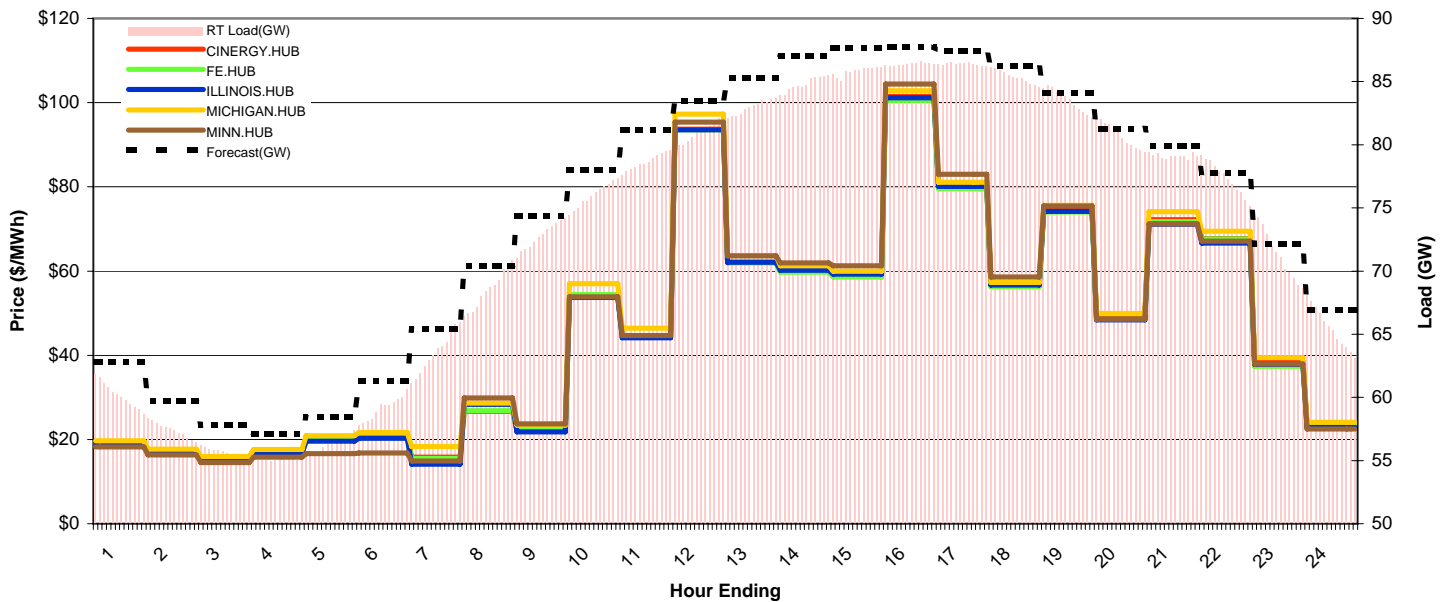
Day-Ahead Prices and Cleared Load

	HE1	HE2	HE3	HE4	HE5	HE6	HE7	HE8	HE9	HE10	HE11	HE12	HE13	HE14	HE15	HE16	HE17	HE18	HE19	HE20	HE21	HE22	HE23	HE24
CINERGY.HUB	20.42	18.70	17.94	17.81	19.27	20.34	21.96	23.54	27.27	38.11	56.15	69.47	73.09	78.49	87.81	95.21	83.22	71.58	59.96	48.39	55.35	40.08	31.08	24.70
FE.HUB	20.42	18.69	17.93	18.14	20.99	21.84	20.07	23.42	27.14	38.22	55.82	68.58	72.27	77.47	86.67	93.80	82.24	70.55	59.38	48.27	54.83	39.98	31.19	24.71
ILLINOIS.HUB	20.30	18.47	17.73	17.33	18.55	20.16	22.53	23.99	27.29	37.35	55.64	68.83	72.42	77.78	87.01	94.34	82.46	70.92	59.41	47.95	54.85	39.72	30.39	24.38
MICHIGAN.HUB	21.92	20.14	19.33	20.50	23.73	23.89	24.92	25.83	30.22	41.28	62.16	79.40	82.91	89.73	100.60	110.15	94.81	82.61	67.62	52.75	62.33	43.67	33.01	26.48
MINN.HUB	14.41	12.25	11.58	10.73	11.79	11.78	18.64	20.11	22.00	45.09	63.48	80.14	80.62	85.25	99.09	107.90	92.77	80.35	68.80	58.55	61.68	46.25	26.20	16.69
Cleared(GW)	57.6	55.2	53.9	53.7	56.1	57.9	61.7	65.3	68.1	71.2	73.5	75.9	77.5	80.0	81.4	82.1	81.9	80.1	78.0	74.9	73.8	72.1	69.4	64.9



Preliminary Real-Time Prices with Forecasted and Actual System Load

	HE1	HE2	HE3	HE4	HE5	HE6	HE7	HE8	HE9	HE10	HE11	HE12	HE13	HE14	HE15	HE16	HE17	HE18	HE19	HE20	HE21	HE22	HE23	HE24
CINERGY.HUB	18.82	16.86	15.24	16.83	19.88	20.55	15.82	26.71	22.14	54.13	44.30	93.68	62.12	60.11	59.13	101.48	80.35	56.84	74.69	49.03	72.16	67.69	38.53	23.37
FE.HUB	18.78	16.82	15.22	16.79	19.76	20.44	15.50	26.83	22.30	54.38	44.37	93.57	61.93	59.77	58.59	100.53	79.60	56.28	74.01	48.58	71.74	67.64	37.36	23.43
ILLINOIS.HUB	18.78	16.78	15.10	16.63	19.57	20.26	14.15	28.33	21.83	53.71	44.19	93.53	62.07	60.16	59.27	101.17	80.07	56.71	74.16	48.40	71.17	66.65	37.81	22.85
MICHIGAN.HUB	19.67	17.67	15.97	17.63	20.89	21.65	18.31	28.68	23.42	56.99	46.46	97.30	63.72	61.22	59.95	102.80	81.08	57.28	75.60	49.93	74.12	69.45	39.44	24.08
MINN.HUB	18.21	16.31	14.52	15.82	16.64	16.78	14.87	29.85	23.73	53.88	44.65	95.37	63.63	61.96	61.22	104.44	82.97	58.56	75.45	48.59	71.23	67.10	37.93	22.51
Forecasted(GW)	62.8	59.7	57.8	57.1	58.4	61.3	65.4	70.4	74.4	78.0	81.2	83.5	85.3	87.0	87.7	87.8	87.4	86.2	84.1	81.3	79.9	77.8	72.2	66.9
(RT) - (DA Load)	2.62	2.20	1.68	1.45	0.18	1.23	1.87	3.18	4.67	4.79	5.11	5.07	5.44	4.82	4.46	4.27	4.49	5.26	5.55	5.88	5.27	5.26	2.02	0.57



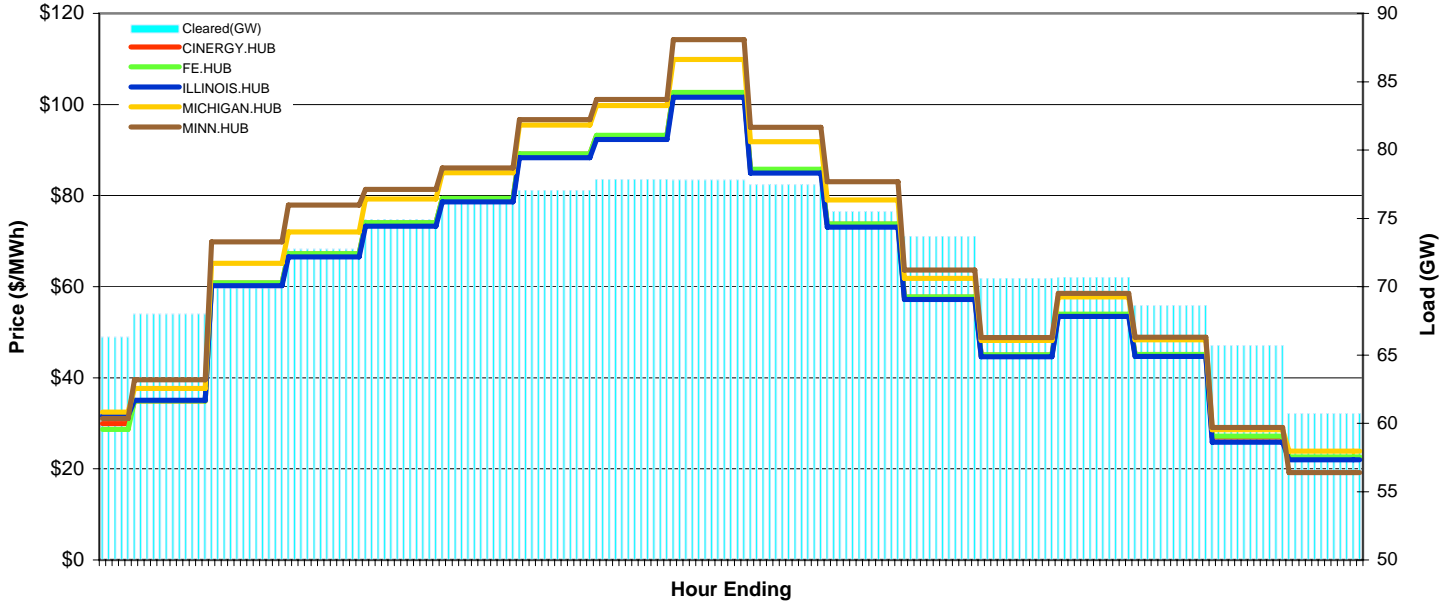
MISO Hub Report

Delivery Day: Friday, June 22, 2007

Price Color Codes: <=0 >=100 >=200

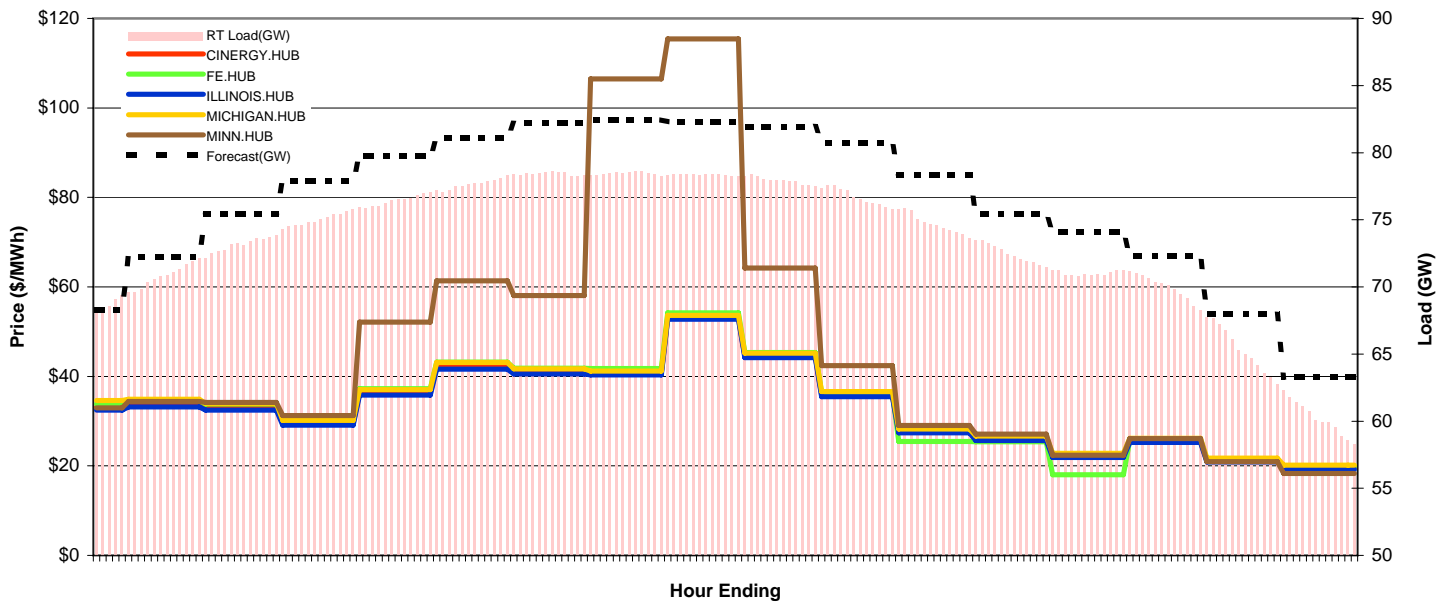
Day-Ahead Prices and Cleared Load

	HE1	HE2	HE3	HE4	HE5	HE6	HE7	HE8	HE9	HE10	HE11	HE12	HE13	HE14	HE15	HE16	HE17	HE18	HE19	HE20	HE21	HE22	HE23	HE24
CINERGY.HUB	20.74	19.77	18.84	18.39	19.99	19.85	24.70	29.94	34.93	60.76	67.16	73.98	79.34	89.10	93.14	102.55	85.70	73.72	57.70	45.00	53.92	45.09	26.96	22.51
FE.HUB	20.78	19.81	18.88	18.42	21.49	21.29	22.61	28.64	34.95	60.81	67.21	74.03	79.40	89.17	93.21	102.62	85.77	73.77	57.75	45.04	53.97	45.12	27.19	22.59
ILLINOIS.HUB	20.38	19.39	18.48	17.76	19.34	19.32	25.73	31.59	35.09	60.21	66.55	73.31	78.63	88.30	92.30	101.62	84.93	73.05	57.19	44.61	53.45	44.68	25.85	22.00
MICHIGAN.HUB	22.16	21.04	20.05	19.61	21.75	21.60	27.01	32.47	37.66	65.13	72.00	79.27	85.01	95.46	99.79	109.90	91.84	79.02	61.84	48.22	57.78	48.31	28.61	23.92
MINN.HUB	15.51	14.75	14.08	12.60	14.06	13.51	20.68	31.08	39.52	69.81	77.94	81.34	86.10	96.69	101.07	114.21	95.01	83.05	63.65	48.84	58.52	48.92	29.07	19.15
Cleared(GW)	58.9	56.1	54.6	53.6	56.5	58.0	62.3	66.3	68.0	69.9	72.8	74.9	76.2	77.1	77.9	77.8	77.5	75.5	73.7	70.6	70.7	68.6	65.7	60.7



Preliminary Real-Time Prices with Forecasted and Actual System Load

	HE1	HE2	HE3	HE4	HE5	HE6	HE7	HE8	HE9	HE10	HE11	HE12	HE13	HE14	HE15	HE16	HE17	HE18	HE19	HE20	HE21	HE22	HE23	HE24
CINERGY.HUB	20.81	14.52	17.84	18.83	19.56	18.08	25.56	33.13	33.70	32.97	29.49	36.25	42.10	40.96	40.66	52.98	44.55	35.83	27.60	25.89	22.08	25.42	21.10	19.56
FE.HUB	20.94	14.65	18.01	19.09	19.86	18.37	26.06	33.84	34.57	33.83	30.29	37.27	43.16	41.81	41.79	54.23	45.31	36.33	25.45	25.42	18.02	25.73	21.39	19.82
ILLINOIS.HUB	20.28	14.13	17.38	16.89	18.96	17.57	24.97	32.47	33.19	32.44	29.11	35.81	41.62	40.58	40.33	52.78	44.21	35.49	27.37	25.64	21.87	25.21	20.88	19.21
MICHIGAN.HUB	21.59	15.05	18.42	19.58	20.35	18.75	26.59	34.58	34.93	33.98	30.17	37.05	43.11	41.67	41.21	53.61	45.23	36.58	28.23	26.66	22.80	26.19	21.75	20.18
MINN.HUB	19.99	13.73	16.78	15.73	18.20	17.18	25.06	32.95	34.38	34.21	31.24	52.10	61.33	58.08	106.51	115.43	64.22	42.44	29.02	27.13	22.37	26.09	20.92	18.32
Forecasted(GW)	61.3	58.3	56.6	56.0	57.3	59.8	63.5	68.3	72.2	75.4	77.9	79.7	81.1	82.2	82.4	82.3	81.9	80.7	78.3	75.4	74.1	72.3	68.0	63.3
(RT) - (DA Load)	#DIV/0!	#DIV/0!	#DIV/0!	#DIV/0!	#DIV/0!	#DIV/0!	#DIV/0!	2.49	2.82	3.24	2.25	1.48	1.44	1.36	0.58	0.54	0.46	1.24	1.03	1.84	0.32	1.34	-0.33	-0.51



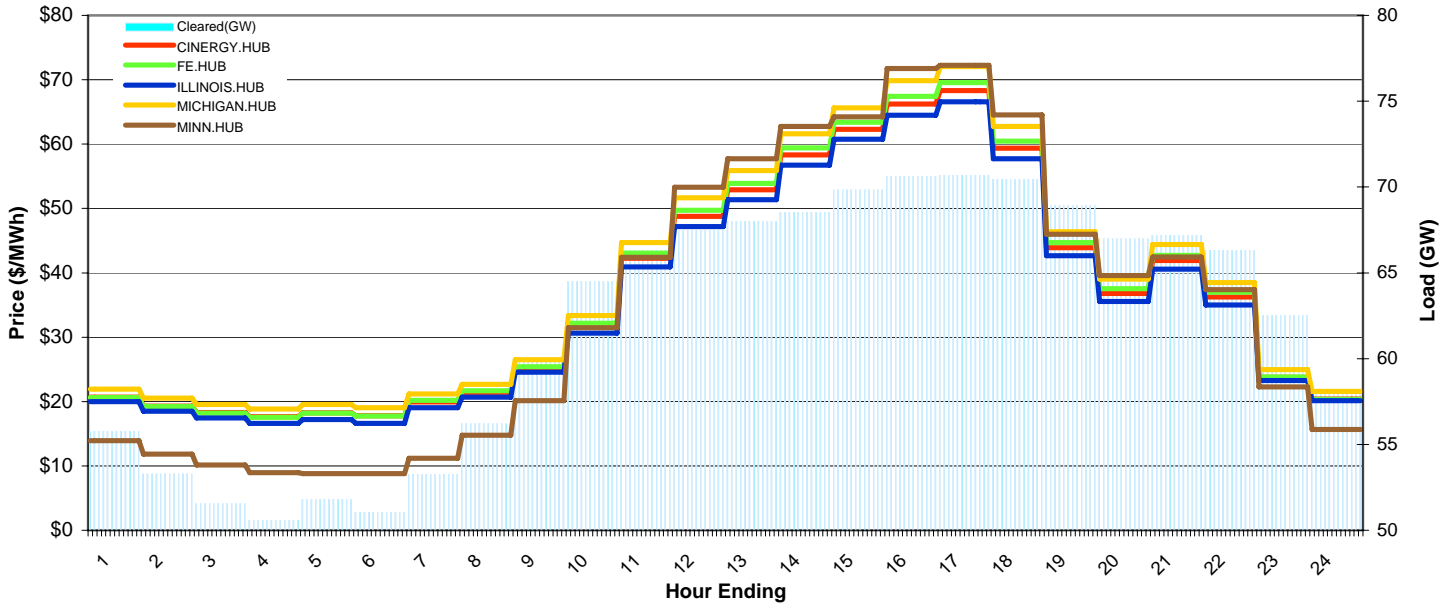
MISO Hub Report

Delivery Day: Saturday, June 23, 2007

Price Color Codes: ≤0 >=100 >=200

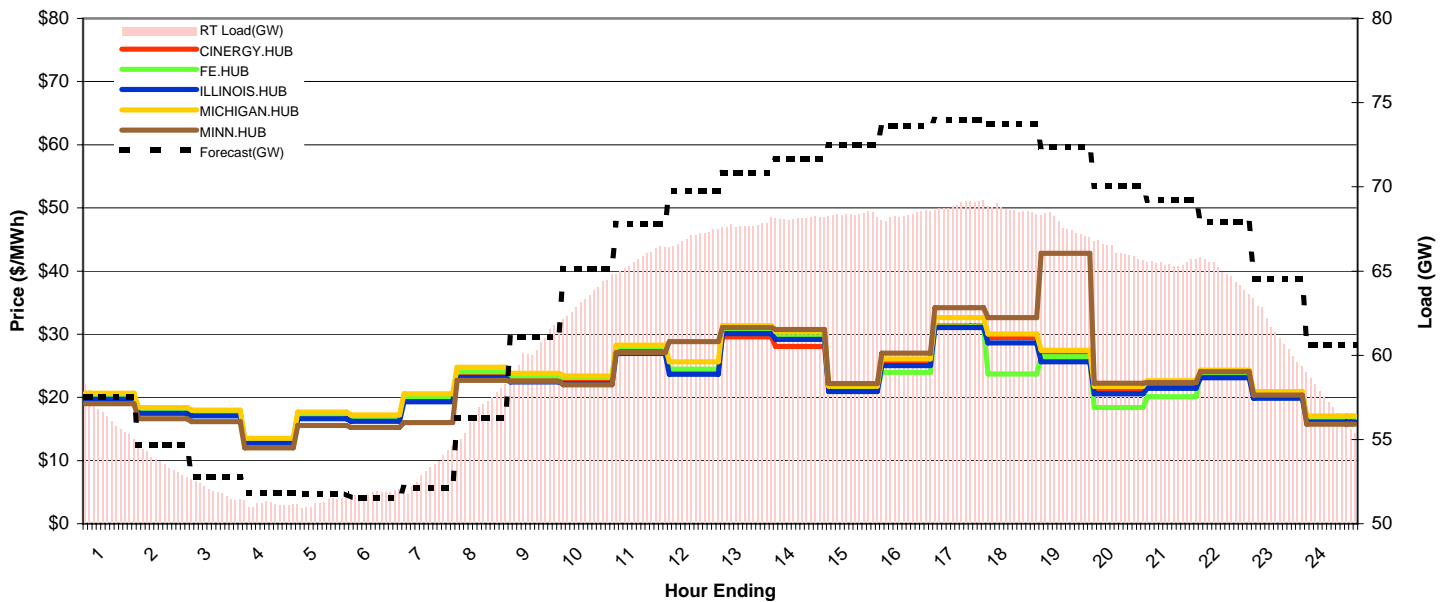
Day-Ahead Prices and Cleared Load

	HE1	HE2	HE3	HE4	HE5	HE6	HE7	HE8	HE9	HE10	HE11	HE12	HE13	HE14	HE15	HE16	HE17	HE18	HE19	HE20	HE21	HE22	HE23	HE24
CINERGY.HUB	20.66	19.27	18.29	17.63	18.27	17.81	19.95	21.41	25.02	31.57	42.24	48.76	52.89	58.33	62.30	66.22	68.33	59.39	43.91	36.80	41.92	36.25	23.79	20.38
FE.HUB	20.61	19.22	18.22	17.56	18.19	17.74	20.17	21.69	25.39	32.16	43.04	49.72	53.90	59.41	63.39	67.42	69.55	60.48	44.72	37.52	42.72	36.97	23.83	20.35
ILLINOIS.HUB	19.98	18.51	17.44	16.59	17.18	16.63	19.04	20.70	24.55	30.62	40.92	47.18	51.34	56.72	60.76	64.48	66.57	57.72	42.64	35.56	40.57	35.00	23.26	20.12
MICHIGAN.HUB	21.94	20.53	19.53	18.84	19.55	19.04	21.20	22.69	26.49	33.38	44.71	51.66	55.89	61.58	65.63	69.84	72.06	62.75	46.41	39.05	44.41	38.49	24.97	21.57
MINN.HUB	13.91	11.82	10.12	8.96	8.82	8.82	11.18	14.77	20.16	31.46	42.41	53.28	57.74	62.74	64.25	71.75	72.26	64.54	46.01	39.56	42.48	37.40	22.27	15.66
Cleared(GW)	55.8	53.3	51.5	50.6	51.8	51.1	53.3	56.2	60.0	64.5	66.3	67.5	68.0	68.5	69.8	70.6	70.7	70.5	68.9	67.0	67.2	66.3	62.5	57.9



Preliminary Real-Time Prices with Forecasted and Actual System Load

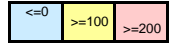
	HE1	HE2	HE3	HE4	HE5	HE6	HE7	HE8	HE9	HE10	HE11	HE12	HE13	HE14	HE15	HE16	HE17	HE18	HE19	HE20	HE21	HE22	HE23	HE24
CINERGY.HUB	20.13	17.90	17.50	13.11	17.14	16.72	19.84	23.76	22.99	22.68	27.55	24.28	29.61	28.09	21.46	25.77	31.29	29.47	26.70	21.14	22.00	23.56	20.22	16.50
FE.HUB	20.35	18.09	17.71	13.28	17.34	16.89	20.05	24.08	23.40	23.13	28.05	24.47	30.87	29.60	21.18	23.97	31.17	23.72	26.47	18.37	20.13	23.91	20.53	16.70
ILLINOIS.HUB	19.69	17.47	17.05	12.75	16.63	16.22	19.32	23.13	22.45	22.15	26.96	23.66	30.07	29.19	20.93	25.02	31.05	28.63	25.64	20.59	21.43	23.10	19.86	16.10
MICHIGAN.HUB	20.68	18.40	18.01	13.52	17.67	17.25	20.58	24.75	23.81	23.40	28.28	25.65	31.36	30.38	21.77	26.11	32.61	30.05	27.45	21.71	22.64	24.32	20.91	17.05
MINN.HUB	19.01	16.64	16.15	12.01	15.54	15.25	16.03	22.69	22.57	22.01	27.11	28.83	31.06	30.77	22.19	27.00	34.21	32.62	42.79	22.24	22.35	24.08	20.39	15.76
Forecasted(GW)	57.5	54.7	52.8	51.8	51.8	51.5	52.2	56.3	61.1	65.1	67.8	69.7	70.8	71.7	72.5	73.6	74.0	73.8	72.4	70.0	69.2	67.9	64.5	60.6
(RT) - (DA Load)	0.61	0.36	0.41	0.59	-0.52	0.74	-0.09	0.53	0.38	-1.03	-0.58	-0.45	-0.26	-0.37	-1.46	-2.30	-1.73	-1.80	-1.25	-0.78	-1.71	-1.46	-1.26	-0.84



MISO Hub Report

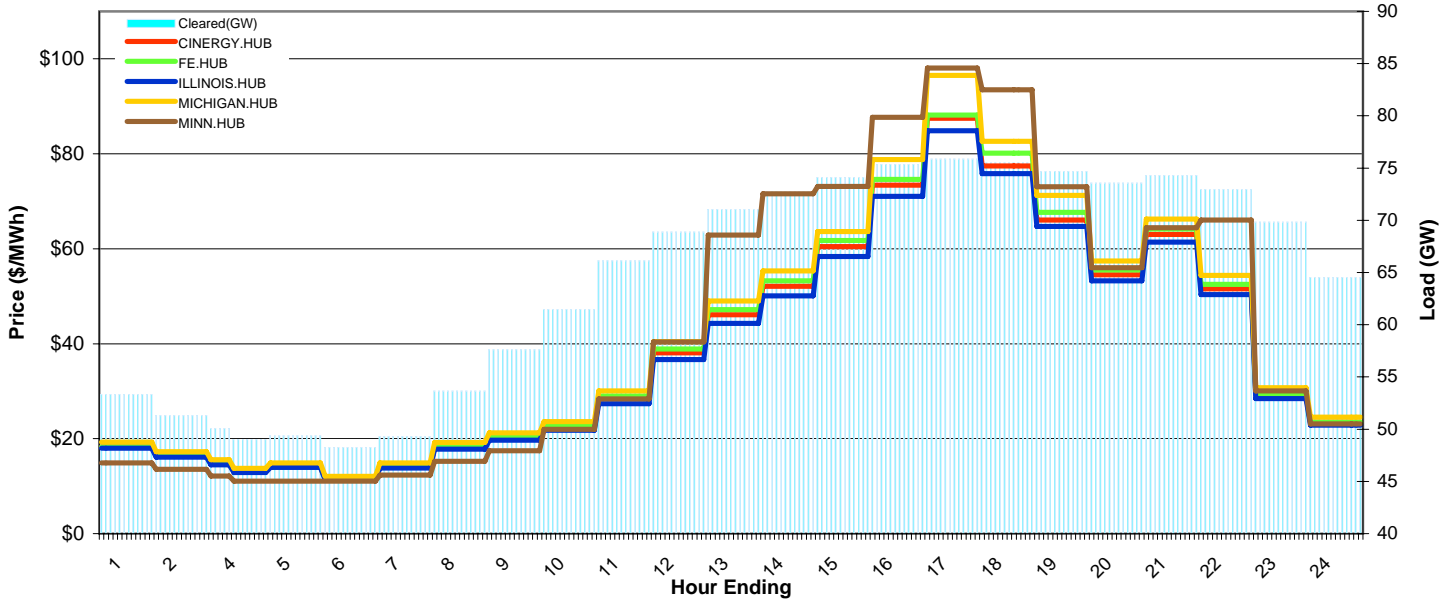
Delivery Day: Sunday, June 24, 2007

Price Color Codes:



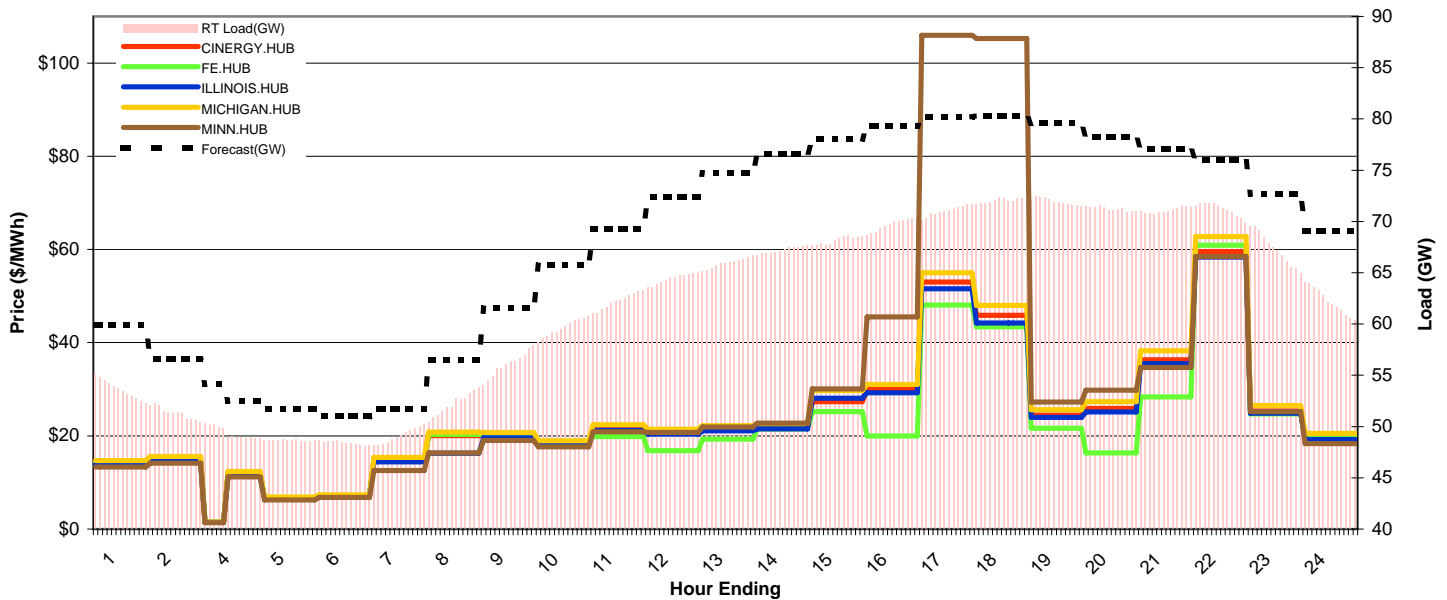
Day-Ahead Prices and Cleared Load

	HE1	HE2	HE3	HE4	HE5	HE6	HE7	HE8	HE9	HE10	HE11	HE12	HE13	HE14	HE15	HE16	HE17	HE18	HE19	HE20	HE21	HE22	HE23	HE24
CINERGY.HUB	18.28	16.35	14.74	13.06	14.12	11.55	14.09	18.13	20.07	22.38	28.42	38.10	46.12	52.11	60.45	73.39	87.48	77.47	66.08	54.54	63.01	51.58	29.26	23.43
FE.HUB	18.26	16.34	14.74	13.07	14.11	11.58	14.31	18.40	20.38	22.78	28.98	38.87	47.15	53.27	61.71	74.60	88.17	80.12	67.66	55.52	64.17	52.53	29.35	23.48
ILLINOIS.HUB	18.02	16.10	14.52	12.85	13.94	11.30	13.82	17.81	19.66	21.76	27.39	36.64	44.31	50.06	58.40	71.06	84.86	75.82	64.68	53.26	61.42	50.35	28.43	22.88
MICHIGAN.HUB	19.29	17.23	15.55	13.75	14.92	12.09	14.89	19.20	21.25	23.62	30.07	40.42	48.98	55.37	63.64	78.76	96.50	82.63	71.27	57.40	66.25	54.36	30.72	24.51
MINN.HUB	14.88	13.58	12.13	11.07	11.07	11.08	12.33	15.22	17.47	21.94	28.35	40.37	62.86	71.59	73.13	87.72	98.04	93.51	73.09	56.03	64.42	66.06	30.03	23.15
Cleared(GW)	53.4	51.3	50.1	49.0	49.4	48.3	49.3	53.7	57.6	61.5	66.1	68.9	71.1	72.7	74.1	75.4	75.9	75.5	74.7	73.6	74.3	73.0	69.8	64.6



Preliminary Real-Time Prices with Forecasted and Actual System Load

	HE1	HE2	HE3	HE4	HE5	HE6	HE7	HE8	HE9	HE10	HE11	HE12	HE13	HE14	HE15	HE16	HE17	HE18	HE19	HE20	HE21	HE22	HE23	HE24
CINERGY.HUB	14.23	15.12	1.46	11.97	6.68	7.16	14.83	20.03	20.01	18.33	21.58	20.66	21.39	21.82	27.31	29.95	52.99	45.86	24.43	25.90	36.29	59.52	25.32	19.64
FE.HUB	14.41	15.32	1.49	12.16	6.77	7.24	15.00	20.33	20.37	18.69	19.84	16.82	19.32	21.50	25.18	19.98	48.06	43.40	21.61	16.35	28.34	60.92	24.69	19.99
ILLINOIS.HUB	13.88	14.75	1.43	11.67	6.51	6.99	14.45	16.28	19.57	17.96	21.22	20.36	21.09	21.49	28.05	29.25	51.58	44.25	23.95	25.10	35.47	58.39	24.88	19.23
MICHIGAN.HUB	14.67	15.60	1.51	12.33	6.87	7.36	15.35	20.83	20.76	18.94	22.37	21.43	22.19	22.65	29.70	31.04	55.01	47.98	25.61	27.33	38.24	62.73	26.52	20.50
MINN.HUB	13.31	14.13	1.38	11.20	6.27	6.77	12.55	16.31	19.03	17.67	20.89	20.77	21.93	22.76	30.07	45.54	105.92	105.27	27.28	29.78	34.70	58.50	25.19	18.36
Forecasted(GW)	59.9	56.6	54.1	52.5	51.7	51.0	51.7	56.4	61.6	65.7	69.2	72.4	74.7	76.5	78.0	79.3	80.2	80.3	79.6	78.2	77.1	76.0	72.7	69.1
(RT) - (DA Load)	0.24	0.00	-0.06	-0.11	-0.72	0.13	-0.25	-1.48	-1.56	-1.86	-3.93	-4.51	-5.14	-5.51	-5.99	-5.70	-4.85	-3.47	-2.79	-2.36	-3.24	-1.81	-2.55	-2.39



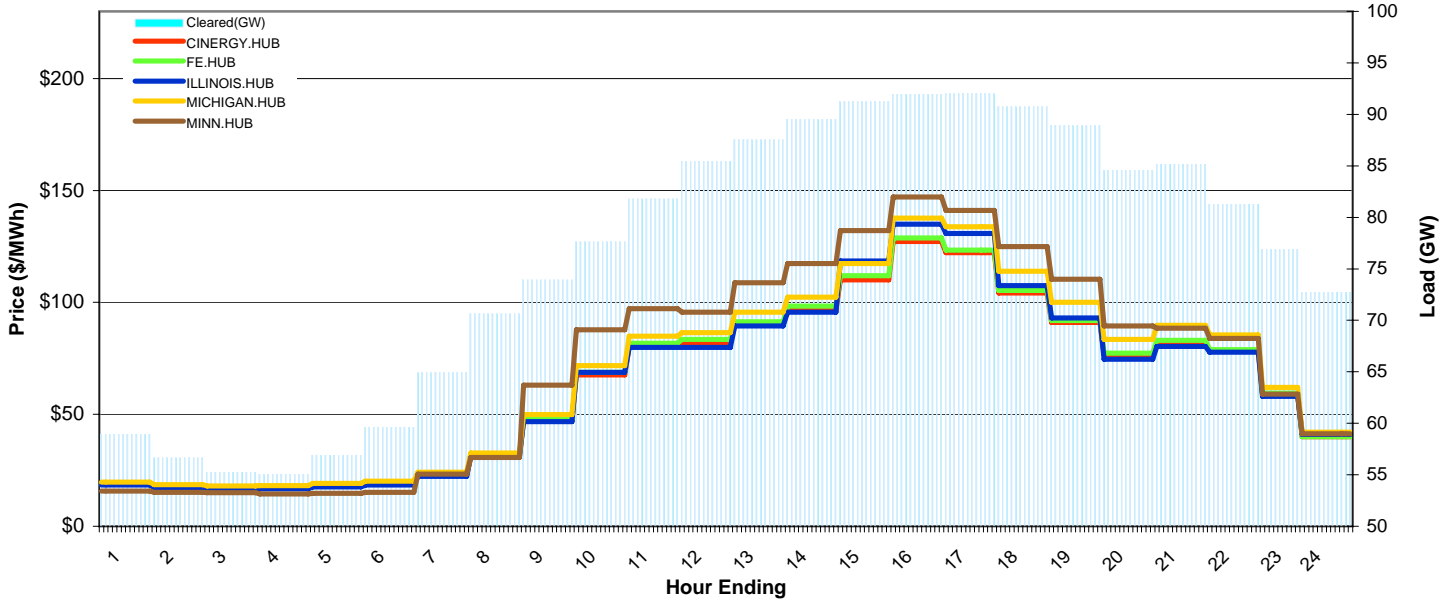
MISO Hub Report

Delivery Day: Monday, June 25, 2007

Price Color Codes: ≤0 ≥100 ≥200

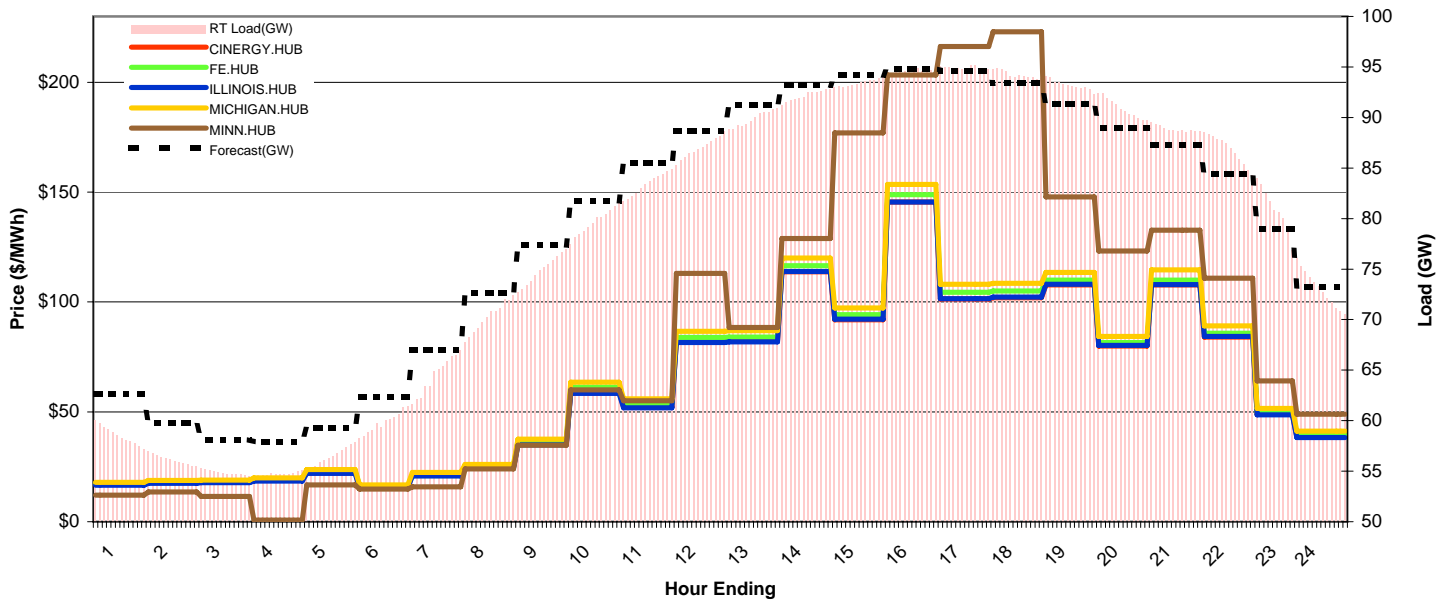
Day-Ahead Prices and Cleared Load

	HE1	HE2	HE3	HE4	HE5	HE6	HE7	HE8	HE9	HE10	HE11	HE12	HE13	HE14	HE15	HE16	HE17	HE18	HE19	HE20	HE21	HE22	HE23	HE24
CINERGY.HUB	18.67	17.66	17.19	17.19	18.20	19.12	22.79	31.02	46.96	67.59	80.33	81.96	89.88	96.66	110.06	127.19	122.21	104.26	91.09	76.52	82.24	78.30	59.31	40.00
FE.HUB	18.66	17.66	17.20	17.20	18.20	19.12	23.21	31.47	47.87	68.78	81.73	83.47	91.35	98.34	111.86	128.86	123.42	105.35	91.86	77.29	83.02	78.96	59.44	39.99
ILLINOIS.HUB	18.38	17.24	16.77	16.66	17.55	18.43	22.28	31.75	46.75	68.81	79.88	79.91	89.55	95.61	118.49	134.94	130.78	107.45	93.01	74.62	80.27	77.72	57.99	41.02
MICHIGAN.HUB	19.68	18.58	18.07	18.09	19.17	20.17	24.18	32.71	49.87	71.72	84.87	86.49	95.69	102.28	117.43	137.70	133.85	113.91	100.11	83.55	89.78	85.53	62.06	42.06
MINN.HUB	15.70	15.17	15.02	14.41	14.79	15.10	23.35	30.71	63.00	87.82	97.22	95.64	108.74	117.35	132.14	147.04	141.14	124.97	110.33	89.47	88.50	83.94	59.05	41.24
Cleared(GW)	58.9	56.7	55.2	55.0	56.9	59.6	64.9	70.6	73.9	77.6	81.8	85.4	87.5	89.5	91.2	91.9	92.0	90.7	88.9	84.6	85.1	81.3	76.9	72.7



Preliminary Real-Time Prices with Forecasted and Actual System Load

	HE1	HE2	HE3	HE4	HE5	HE6	HE7	HE8	HE9	HE10	HE11	HE12	HE13	HE14	HE15	HE16	HE17	HE18	HE19	HE20	HE21	HE22	HE23	HE24
CINERGY.HUB	17.06	17.98	18.22	19.11	22.60	16.04	21.27	24.76	35.51	59.47	52.36	81.73	82.16	113.82	91.84	145.49	101.45	102.03	107.82	79.98	107.80	84.01	48.95	38.74
FE.HUB	17.36	18.26	18.47	19.34	22.97	16.31	21.02	25.04	36.49	61.19	53.81	83.96	84.08	116.48	94.31	148.81	104.46	105.02	110.04	81.55	110.01	85.75	49.80	39.36
ILLINOIS.HUB	16.65	17.53	17.72	18.52	21.93	15.57	20.76	24.30	34.89	58.42	51.86	81.59	81.85	113.89	92.19	145.53	101.56	102.24	108.14	80.24	107.99	84.28	48.72	38.32
MICHIGAN.HUB	17.90	18.80	19.00	19.98	23.76	16.75	22.45	26.09	37.61	63.51	55.88	86.70	87.02	120.04	97.27	153.56	108.08	108.52	113.50	84.33	114.69	89.13	51.54	41.23
MINN.HUB	12.13	13.61	11.55	0.76	16.78	14.92	15.91	24.08	34.85	59.95	55.07	112.98	88.41	128.93	177.01	203.40	216.36	222.97	147.82	123.27	132.76	110.91	64.06	48.92
Forecasted(GW)	62.6	59.7	58.1	57.9	59.2	62.3	67.0	72.6	77.4	81.7	85.5	88.7	91.2	93.2	94.2	94.9	94.7	93.4	91.4	89.0	87.3	84.4	79.0	73.2
(RT) - (DA Load)	-0.37	-0.53	-0.40	-0.31	-0.45	0.20	-0.45	-0.38	0.95	2.03	1.59	1.53	2.31	2.68	2.18	2.62	2.92	3.50	4.31	6.36	3.73	5.54	4.10	0.31



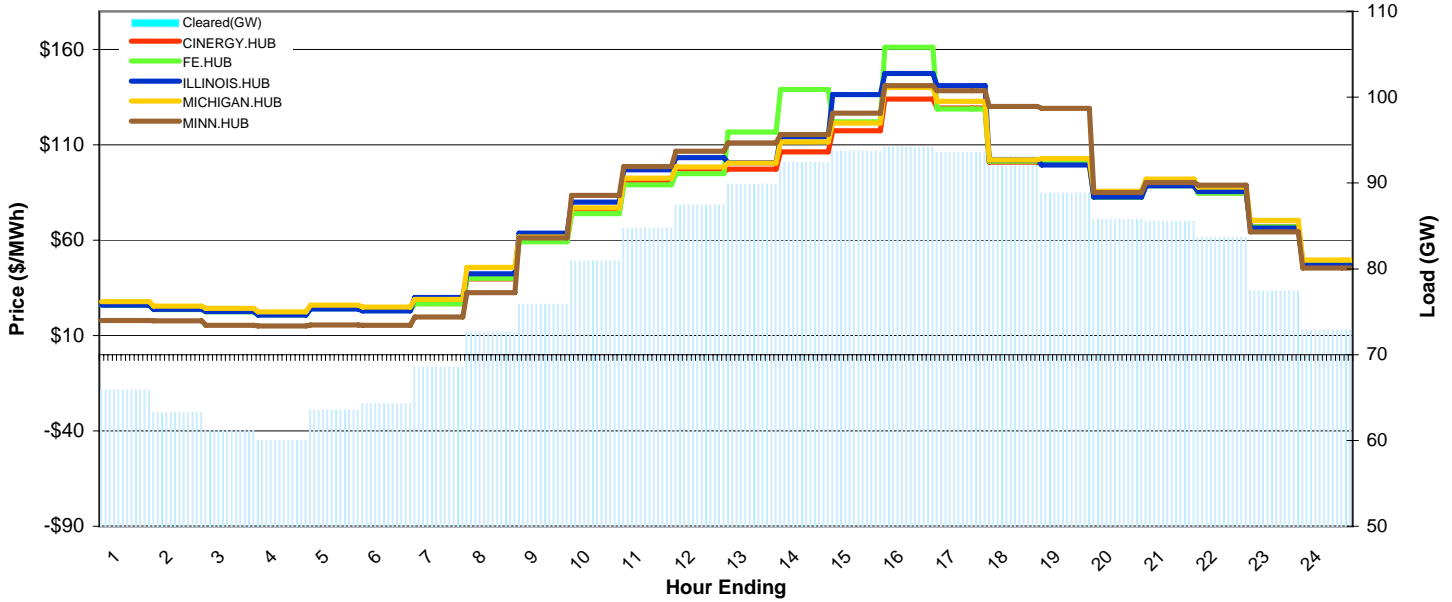
MISO Hub Report

Delivery Day: Tuesday, June 26, 2007

Price Color Codes: ≤0 ≥100 ≥200

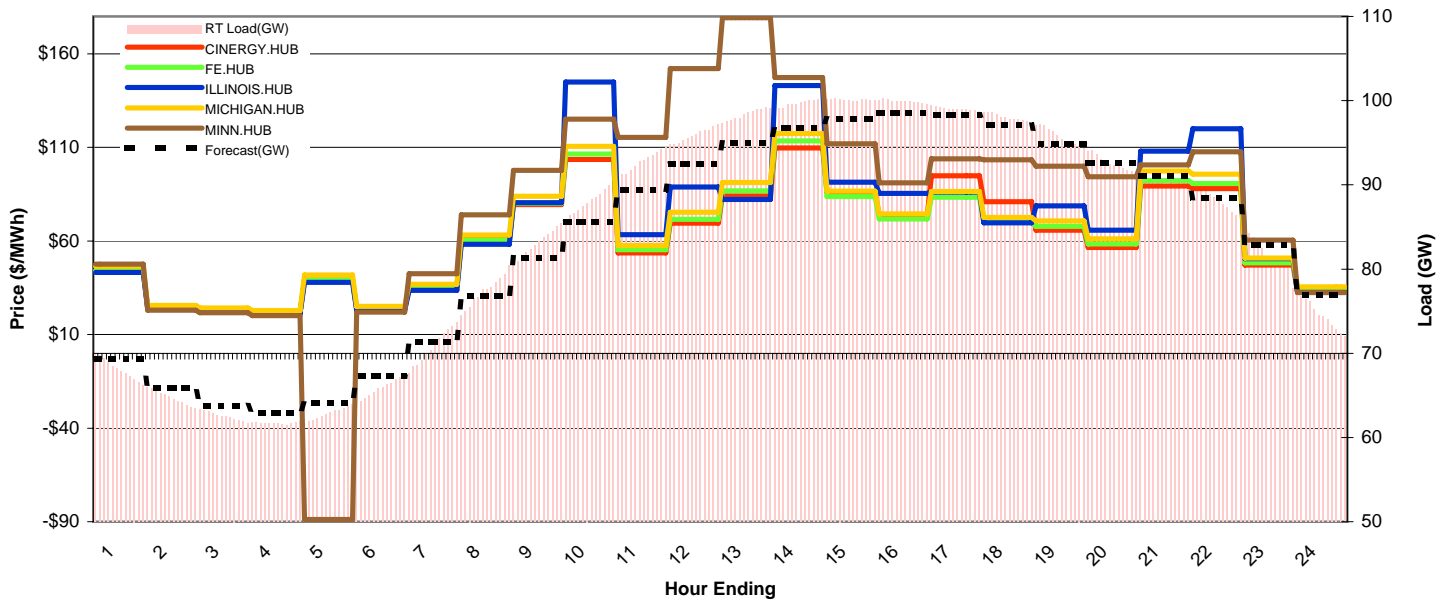
Day-Ahead Prices and Cleared Load

	HE1	HE2	HE3	HE4	HE5	HE6	HE7	HE8	HE9	HE10	HE11	HE12	HE13	HE14	HE15	HE16	HE17	HE18	HE19	HE20	HE21	HE22	HE23	HE24
CINERGY.HUB	26.10	24.00	22.78	21.17	24.54	23.55	26.86	39.68	59.81	74.70	90.00	96.01	97.31	106.31	117.34	133.98	129.28	100.95	100.53	82.62	88.74	84.93	67.17	47.37
FE.HUB	25.72	23.65	22.43	20.85	24.03	23.11	26.63	40.12	59.24	73.95	89.00	95.00	116.68	139.08	122.04	161.19	128.83	101.51	100.88	82.45	88.55	84.76	67.11	47.32
ILLINOIS.HUB	26.03	23.83	22.67	20.75	23.98	22.86	30.03	42.44	63.74	80.02	96.95	103.34	100.57	114.20	136.40	147.51	141.08	102.13	99.40	82.73	88.58	85.56	66.46	47.01
MICHIGAN.HUB	27.75	25.37	24.21	22.38	26.00	24.94	28.90	45.77	61.66	76.96	92.55	98.40	100.46	111.48	121.39	140.06	132.80	102.22	102.76	85.74	92.07	87.92	70.34	49.60
MINN.HUB	17.91	17.74	15.46	15.12	15.49	15.32	19.68	32.57	61.17	83.57	98.59	106.65	111.00	115.34	126.65	141.13	138.37	130.24	129.19	85.08	90.16	88.94	64.42	45.43
Cleared(GW)	65.9	63.2	61.1	60.0	63.5	64.3	68.6	72.6	75.9	80.9	84.7	87.4	89.9	92.4	93.7	94.2	93.6	93.1	88.8	85.8	85.6	83.7	77.4	72.9



Preliminary Real-Time Prices with Forecasted and Actual System Load

	HE1	HE2	HE3	HE4	HE5	HE6	HE7	HE8	HE9	HE10	HE11	HE12	HE13	HE14	HE15	HE16	HE17	HE18	HE19	HE20	HE21	HE22	HE23	HE24
CINERGY.HUB	43.72	24.07	22.91	21.84	39.07	23.52	35.40	60.70	79.41	103.65	53.57	69.57	84.02	109.79	85.79	73.67	94.83	81.03	65.72	56.50	89.36	88.06	47.18	33.06
FE.HUB	44.22	24.40	23.19	21.91	39.02	23.84	35.07	60.52	80.06	106.43	55.30	71.63	86.88	113.44	83.73	71.81	83.40	69.85	67.91	58.36	92.24	90.66	48.38	33.79
ILLINOIS.HUB	43.13	23.75	22.50	21.20	37.88	23.00	33.64	58.28	80.54	145.00	63.37	88.84	82.15	143.03	91.35	85.52	86.18	69.70	78.85	65.82	108.03	119.90	50.62	32.55
MICHIGAN.HUB	46.51	25.61	24.24	22.93	41.83	25.00	36.85	63.14	83.93	110.65	57.53	75.27	91.22	117.43	86.64	74.57	86.46	72.60	70.77	61.15	97.47	95.75	50.83	35.59
MINN.HUB	47.67	23.03	21.61	20.12	-88.74	21.93	42.51	73.97	97.74	125.06	115.39	152.08	179.40	147.42	111.90	91.10	103.97	103.42	99.89	94.35	100.70	107.74	60.43	32.51
Forecasted(GW)	69.3	65.9	63.7	62.9	64.1	67.2	71.3	76.7	81.4	85.6	89.4	92.5	95.0	96.8	97.8	98.5	98.3	97.1	94.9	92.6	91.0	88.4	82.9	77.0
(RT) - (DA Load)	2.20	1.47	1.38	1.68	-0.71	1.44	2.18	4.72	7.10	7.09	7.91	8.44	8.45	7.28	6.34	5.70	5.40	4.89	6.91	6.80	4.88	4.53	4.30	1.72



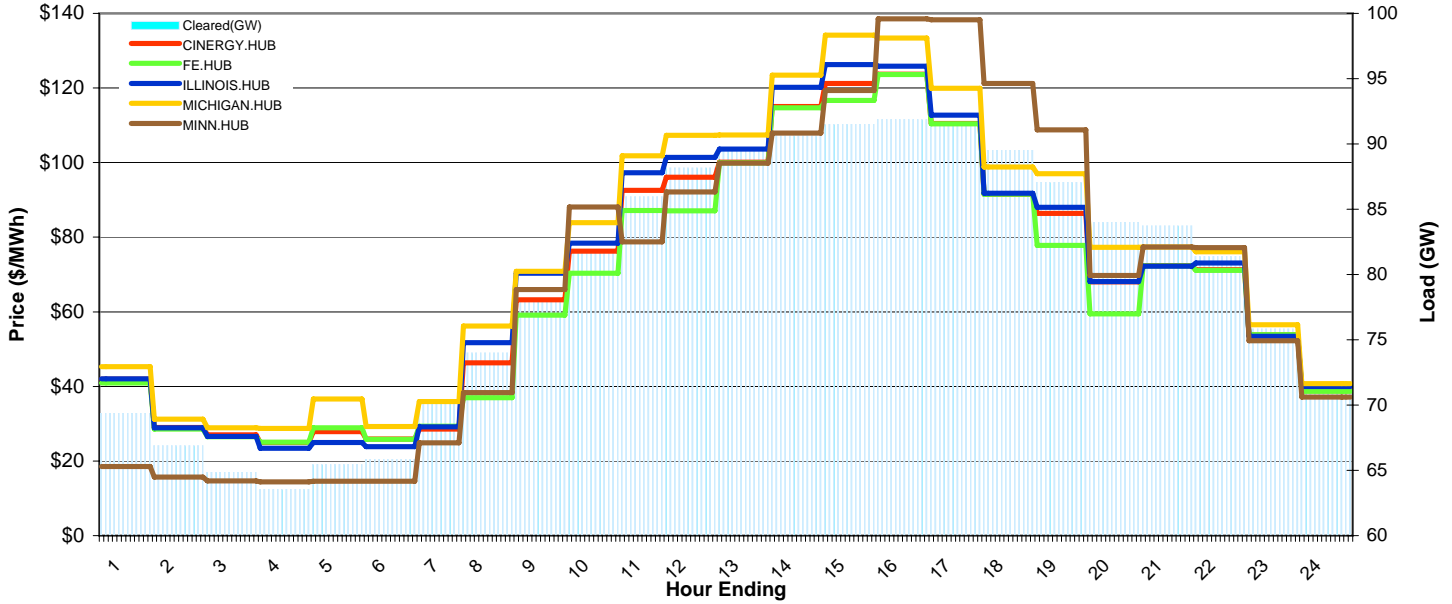
MISO Hub Report

Delivery Day: Wednesday, June 27, 2007

Price Color Codes: ≤0 ≥100 ≥200

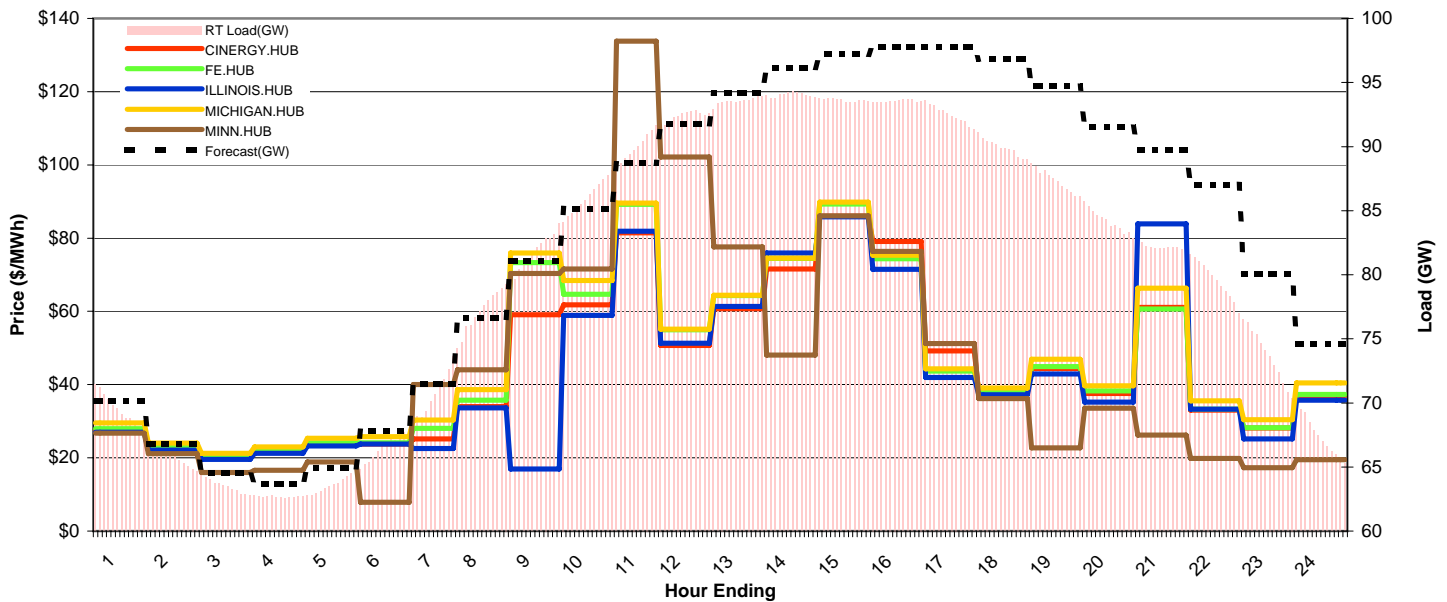
Day-Ahead Prices and Cleared Load

	HE1	HE2	HE3	HE4	HE5	HE6	HE7	HE8	HE9	HE10	HE11	HE12	HE13	HE14	HE15	HE16	HE17	HE18	HE19	HE20	HE21	HE22	HE23	HE24
CINERGY.HUB	41.93	29.01	26.99	24.97	27.92	25.88	28.59	46.33	63.21	76.28	92.53	96.05	100.09	115.06	121.23	123.72	110.49	91.55	86.39	68.00	72.39	71.25	53.90	38.84
FE.HUB	40.93	28.53	26.49	25.05	28.90	25.79	29.38	36.99	59.14	70.31	87.17	87.10	99.93	114.69	116.63	123.61	110.37	91.52	77.84	59.44	72.33	71.10	53.86	38.73
ILLINOIS.HUB	42.07	28.93	26.62	23.44	25.00	23.89	29.18	51.76	70.88	78.42	97.29	101.37	103.63	120.15	126.30	125.84	112.70	91.75	87.99	68.13	72.26	73.08	53.45	39.98
MICHIGAN.HUB	45.27	31.19	28.93	28.77	36.62	29.22	35.94	56.22	70.88	83.86	101.84	107.34	107.44	123.48	134.17	133.41	119.89	98.81	97.03	77.27	77.38	76.06	56.49	40.71
MINN.HUB	18.54	15.74	14.68	14.39	14.60	14.61	24.89	38.31	66.01	88.08	78.72	92.09	99.82	107.89	119.35	138.53	138.29	121.25	108.81	69.73	77.42	77.23	52.27	37.17
Cleared(GW)	69.4	66.9	64.8	63.5	65.4	65.8	70.3	74.0	78.0	81.9	85.9	88.2	89.5	90.6	91.5	91.9	91.4	89.5	87.1	84.0	83.7	81.4	75.8	71.0



Preliminary Real-Time Prices with Forecasted and Actual System Load

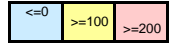
	HE1	HE2	HE3	HE4	HE5	HE6	HE7	HE8	HE9	HE10	HE11	HE12	HE13	HE14	HE15	HE16	HE17	HE18	HE19	HE20	HE21	HE22	HE23	HE24
CINERGY.HUB	27.41	22.40	19.81	21.49	23.65	23.79	25.18	33.98	59.06	61.75	81.42	50.68	60.71	71.60	86.03	79.13	49.17	37.85	44.37	37.57	61.09	33.00	28.10	37.01
FE.HUB	27.98	22.90	20.13	21.88	24.11	24.12	28.06	35.71	73.34	64.71	89.22	54.93	64.32	74.42	89.34	74.40	43.71	37.90	44.91	38.27	60.61	33.31	28.27	37.28
ILLINOIS.HUB	27.04	22.07	19.60	21.21	23.26	23.74	22.54	33.61	16.98	58.88	81.91	51.28	61.35	75.94	85.79	71.48	41.99	37.25	42.94	35.24	83.88	33.26	25.17	35.71
MICHIGAN.HUB	29.55	24.03	21.23	22.96	25.33	25.75	30.32	38.67	75.96	68.47	89.59	55.12	64.43	74.57	89.87	75.29	44.35	39.08	46.93	39.69	66.29	35.57	30.37	40.44
MINN.HUB	26.75	21.18	15.95	16.63	18.87	7.88	39.99	44.04	70.38	71.61	133.81	102.14	77.61	48.08	86.11	76.42	51.24	36.18	22.72	33.55	26.18	19.85	17.28	19.48
Forecasted(GW)	70.2	66.8	64.6	63.7	64.9	67.8	71.5	76.6	81.1	85.2	88.7	91.7	94.2	96.1	97.2	97.8	97.8	96.8	94.7	91.5	89.7	87.0	80.1	74.6
(RT) - (DA Load)	0.07	-0.94	-1.34	-0.87	-1.84	0.65	0.27	3.12	3.78	4.23	4.03	4.20	4.07	3.43	2.14	1.69	1.07	0.40	0.28	0.14	-1.58	-1.74	-2.15	-3.53



MISO Hub Report

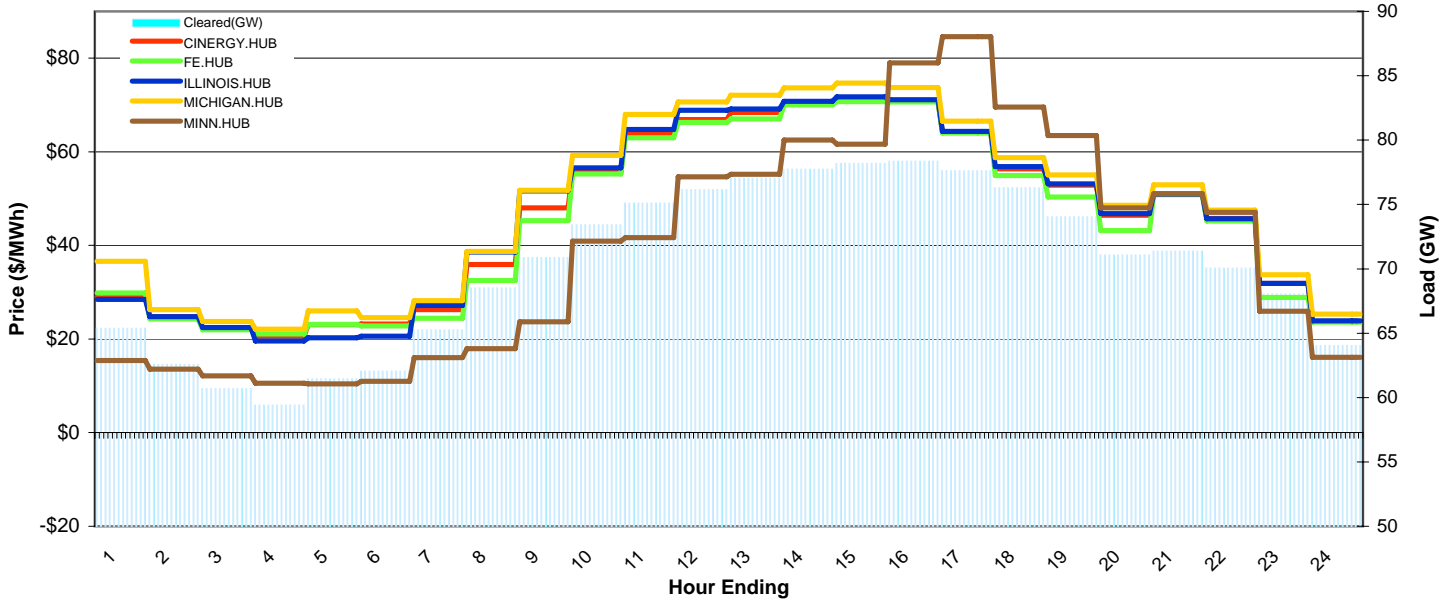
Delivery Day: Thursday, June 28, 2007

Price Color Codes:



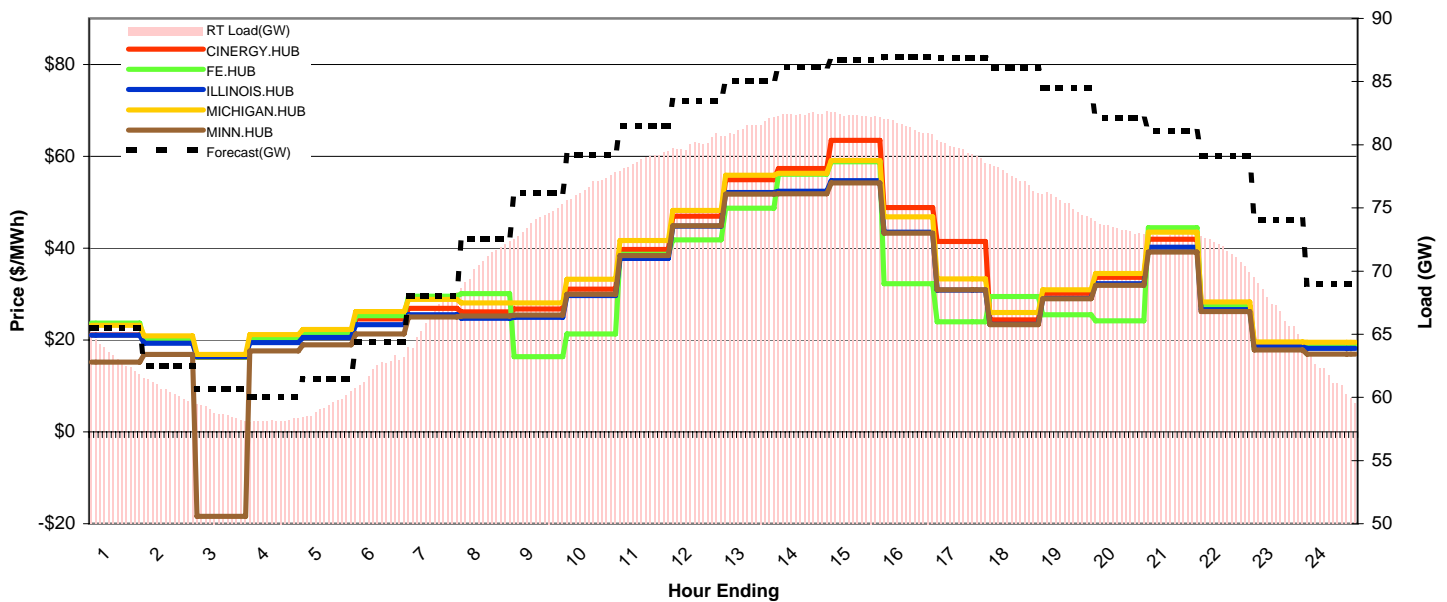
Day-Ahead Prices and Cleared Load

	HE1	HE2	HE3	HE4	HE5	HE6	HE7	HE8	HE9	HE10	HE11	HE12	HE13	HE14	HE15	HE16	HE17	HE18	HE19	HE20	HE21	HE22	HE23	HE24
CINERGY.HUB	28.96	24.77	22.36	20.58	23.06	23.24	26.30	35.89	48.00	55.76	63.88	66.88	68.42	70.55	71.15	70.86	64.17	56.39	52.90	46.44	50.98	45.78	31.90	23.75
FE.HUB	29.84	24.32	21.99	21.06	23.17	22.82	24.42	32.49	45.28	55.29	62.99	66.29	67.03	70.07	70.75	70.64	64.05	54.92	50.32	43.14	50.85	45.21	28.89	23.61
ILLINOIS.HUB	28.45	24.79	22.43	19.55	20.25	20.59	27.19	38.62	51.65	56.56	64.77	68.90	69.15	70.81	71.75	71.13	64.39	56.82	53.16	46.80	50.93	45.67	31.90	23.92
MICHIGAN.HUB	36.61	26.30	23.78	22.08	25.98	24.60	28.20	38.76	51.80	59.22	68.02	70.63	72.08	73.67	74.71	73.75	66.55	58.78	55.06	48.59	52.93	47.52	33.71	25.33
MINN.HUB	15.39	13.55	12.14	10.57	10.45	10.96	16.05	17.95	23.66	40.91	41.69	54.67	55.18	62.51	61.63	79.01	84.58	69.58	63.50	48.03	51.05	47.09	25.92	16.13
Cleared(GW)	65.4	62.6	60.7	59.4	61.5	62.1	65.3	68.5	70.9	73.4	75.1	76.2	77.0	77.7	78.2	78.4	77.6	76.3	74.0	71.1	71.4	70.1	68.0	64.1



Preliminary Real-Time Prices with Forecasted and Actual System Load

	HE1	HE2	HE3	HE4	HE5	HE6	HE7	HE8	HE9	HE10	HE11	HE12	HE13	HE14	HE15	HE16	HE17	HE18	HE19	HE20	HE21	HE22	HE23	HE24
CINERGY.HUB	21.09	19.71	16.22	19.99	21.16	24.60	26.86	26.14	26.74	31.08	39.72	46.94	54.86	57.36	63.43	48.81	41.43	24.41	30.17	33.66	41.92	27.47	19.07	18.83
FE.HUB	23.65	20.19	16.27	20.31	21.51	25.31	29.53	30.11	16.37	21.29	38.67	41.77	48.66	56.10	58.82	32.24	23.96	29.43	25.49	24.14	44.44	27.36	18.04	18.68
ILLINOIS.HUB	21.05	19.27	16.34	19.40	20.56	23.36	25.47	24.74	24.93	29.64	37.77	44.76	52.10	52.40	54.68	43.48	30.86	23.42	29.01	32.28	40.16	26.58	18.50	18.21
MICHIGAN.HUB	23.22	20.88	16.88	21.15	22.31	26.21	28.83	28.10	28.09	33.20	41.67	48.22	55.83	56.28	59.06	46.82	33.27	25.95	30.90	34.47	43.43	28.27	19.60	19.47
MINN.HUB	15.15	16.88	-18.40	17.59	18.94	21.29	25.01	25.22	25.43	29.96	38.38	44.84	51.72	51.81	54.18	43.25	30.93	23.31	28.98	31.93	39.15	26.20	17.86	16.94
Forecasted(GW)	65.5	62.5	60.6	60.0	61.4	64.4	68.0	72.6	76.2	79.2	81.5	83.5	85.0	86.2	86.7	87.0	86.9	86.0	84.5	82.1	81.0	79.1	74.0	69.0
(RT) - (DA Load)	-2.13	-2.07	-1.95	-1.27	-2.15	0.18	1.07	2.24	3.09	3.28	3.65	3.93	4.35	4.67	4.12	3.04	1.93	1.11	1.18	2.24	1.48	1.52	-1.14	-2.44



MISO Hub Report

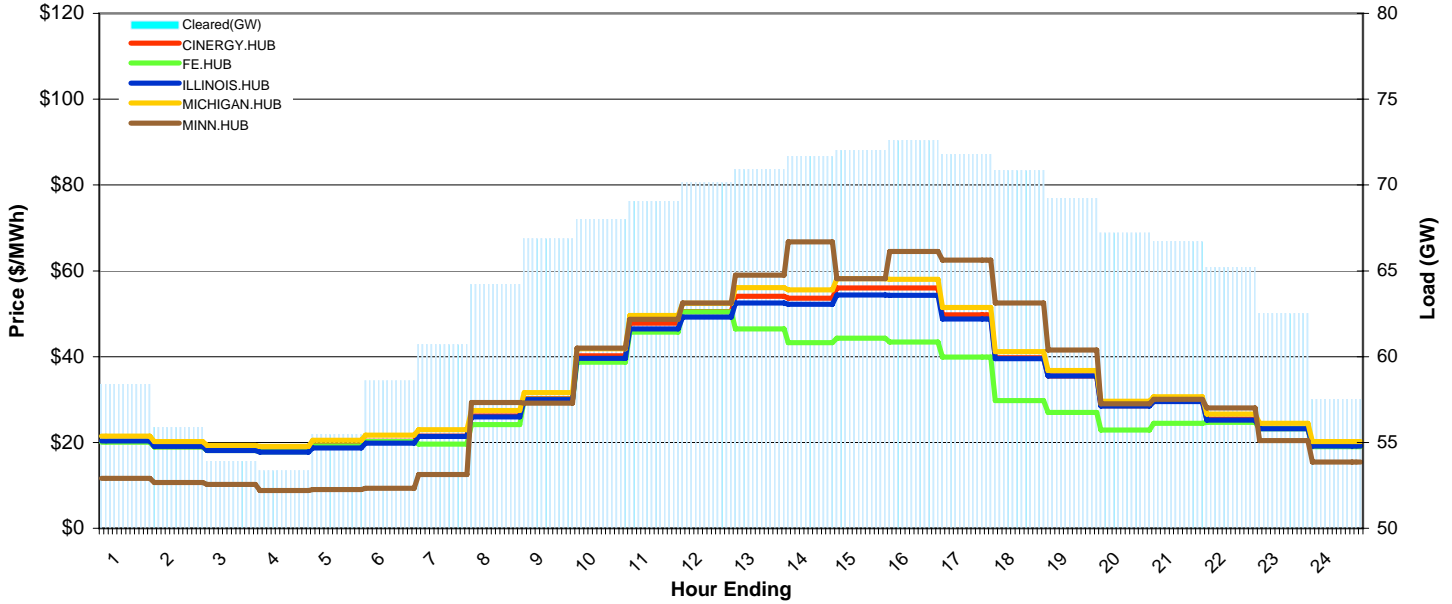
Delivery Day: Friday, June 29, 2007

Price Color Codes:

<=0	>=100	>=200
-----	-------	-------

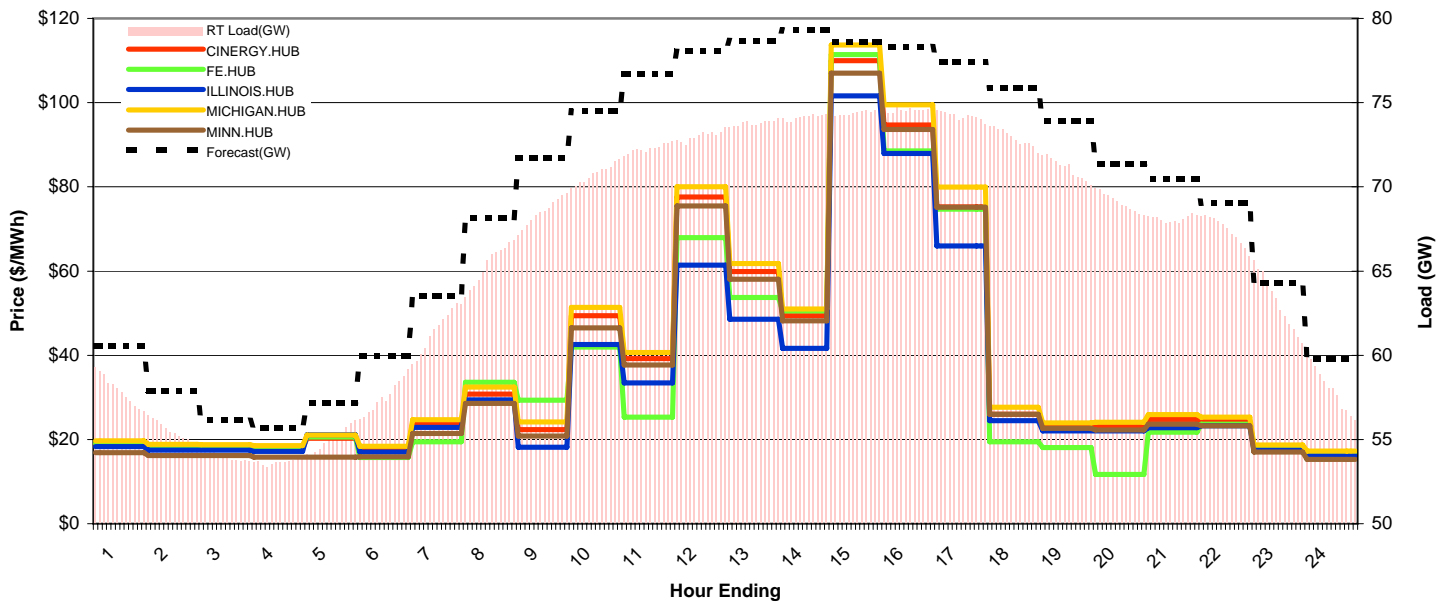
Day-Ahead Prices and Cleared Load

	HE1	HE2	HE3	HE4	HE5	HE6	HE7	HE8	HE9	HE10	HE11	HE12	HE13	HE14	HE15	HE16	HE17	HE18	HE19	HE20	HE21	HE22	HE23	HE24
CINERGY.HUB	20.21	19.04	18.21	17.97	19.26	20.32	21.47	26.19	30.19	40.17	47.80	50.49	54.04	53.63	56.02	56.00	49.71	39.77	35.52	28.54	29.58	25.46	23.27	19.12
FE.HUB	20.07	18.92	18.10	17.85	19.13	20.18	19.65	24.19	30.06	38.67	45.72	50.42	46.50	43.26	44.28	43.40	39.88	29.76	27.02	22.93	24.45	24.68	23.22	19.05
ILLINOIS.HUB	20.36	19.10	18.15	17.72	18.74	19.83	21.43	25.92	30.00	39.63	46.45	49.19	52.50	52.17	54.34	54.29	48.79	39.54	35.51	28.49	29.52	25.18	23.19	19.13
MICHIGAN.HUB	21.48	20.22	19.30	19.10	20.50	21.69	22.96	27.48	31.64	41.81	49.63	52.44	56.08	55.55	58.16	58.03	51.47	41.15	36.79	29.59	30.67	26.62	24.48	20.20
MINN.HUB	11.61	10.65	10.21	8.82	9.00	9.34	12.53	29.30	29.14	42.00	48.71	52.48	58.99	66.78	58.15	64.49	62.48	52.51	41.53	28.99	30.04	28.02	20.45	15.42
Cleared(GW)	58.4	55.9	53.9	53.3	55.5	58.6	60.7	64.2	66.9	68.0	69.1	70.1	70.9	71.7	72.0	72.6	71.8	70.9	69.2	67.2	66.7	65.2	62.5	57.5



Preliminary Real-Time Prices with Forecasted and Actual System Load

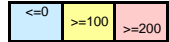
	HE1	HE2	HE3	HE4	HE5	HE6	HE7	HE8	HE9	HE10	HE11	HE12	HE13	HE14	HE15	HE16	HE17	HE18	HE19	HE20	HE21	HE22	HE23	HE24
CINERGY.HUB	18.93	18.13	18.14	17.86	20.26	17.75	23.75	30.77	22.31	49.42	39.19	77.58	59.85	49.37	109.99	94.72	75.26	26.02	23.00	23.18	24.79	24.28	18.10	16.70
FE.HUB	19.06	18.37	18.33	18.09	20.61	15.71	19.42	33.61	29.35	41.96	25.32	67.91	53.72	50.51	111.40	88.51	74.67	19.45	18.06	11.68	21.73	23.64	18.45	16.97
ILLINOIS.HUB	18.28	17.47	17.45	17.14	21.15	17.03	22.86	29.38	18.18	42.55	33.44	61.43	48.57	41.64	101.58	87.95	65.94	24.48	22.03	22.04	22.80	23.22	17.50	16.14
MICHIGAN.HUB	19.67	18.83	18.80	18.53	21.07	18.42	24.68	32.44	24.14	51.38	40.64	80.04	61.81	50.96	113.73	99.45	79.92	27.65	23.91	24.12	25.91	25.34	18.73	17.25
MINN.HUB	16.88	16.15	16.16	15.77	15.80	15.87	21.40	28.60	20.80	46.52	37.68	75.45	58.08	48.20	107.01	93.66	75.14	25.99	22.61	22.26	23.63	23.25	17.02	15.29
Forecasted(GW)	60.6	57.9	56.1	55.7	57.1	60.0	63.6	68.1	71.7	74.5	76.7	78.0	78.7	79.3	78.6	78.3	77.4	75.9	73.9	71.4	70.4	69.0	64.3	59.8
(RT) - (DA Load)	-0.47	-0.39	0.17	0.32	-0.42	-1.09	0.76	1.16	1.61	2.77	3.21	2.88	2.88	2.45	2.34	1.94	2.41	2.08	1.87	1.87	1.39	2.25	0.63	0.52



MISO Hub Report

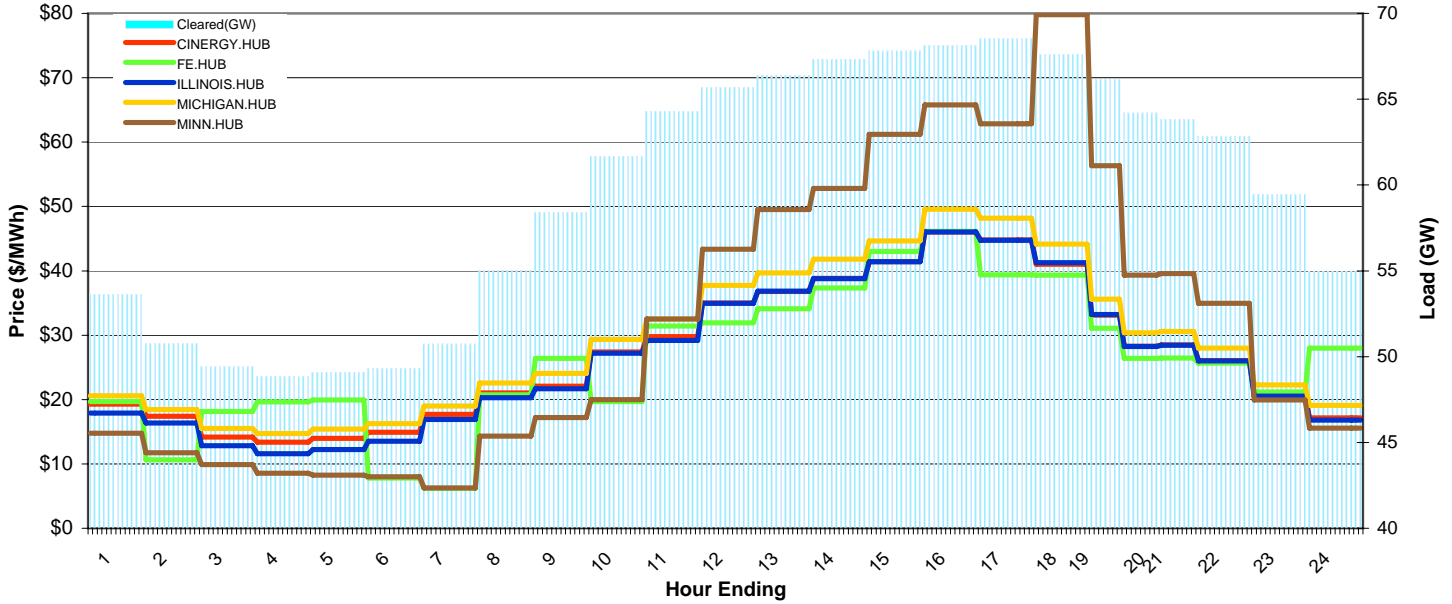
Delivery Day: Saturday, June 30, 2007

Price Color Codes:



Day-Ahead Prices and Cleared Load

	HE1	HE2	HE3	HE4	HE5	HE6	HE7	HE8	HE9	HE10	HE11	HE12	HE13	HE14	HE15	HE16	HE17	HE18	HE19	HE20	HE21	HE22	HE23	HE24
CINERGY.HUB	19.31	17.41	14.18	13.36	13.99	14.93	17.69	21.02	22.07	27.39	29.79	35.01	36.81	38.84	41.42	46.06	44.79	41.04	33.11	28.28	28.48	26.06	20.96	17.13
FE.HUB	19.67	10.64	18.14	19.64	19.93	7.83	6.23	20.75	26.39	19.67	31.42	31.91	34.13	37.34	42.99	46.12	39.38	39.33	31.09	26.40	26.45	25.66	21.20	27.98
ILLINOIS.HUB	17.92	16.38	12.85	11.59	12.25	13.51	16.90	20.31	21.70	27.21	29.19	34.96	36.84	38.80	41.40	46.03	44.75	41.26	33.19	28.25	28.44	26.02	20.55	16.83
MICHIGAN.HUB	20.60	18.47	15.50	14.73	15.39	16.28	18.98	22.56	24.06	29.34	32.51	37.73	39.68	41.79	44.64	49.57	48.17	44.17	35.60	30.39	30.59	28.01	22.25	19.11
MINN.HUB	14.76	11.74	9.90	8.53	8.27	8.02	6.24	14.33	17.19	19.98	32.51	43.35	49.54	52.82	61.23	65.79	62.86	79.80	56.33	39.32	39.58	34.96	19.96	15.54
Cleared(GW)	53.7	50.8	49.4	48.8	49.1	49.3	50.7	55.0	58.4	61.7	64.3	65.7	66.4	67.3	67.8	68.2	68.5	67.6	66.1	64.2	63.8	62.8	59.4	55.0



Preliminary Real-Time Prices with Forecasted and Actual System Load

	HE1	HE2	HE3	HE4	HE5	HE6	HE7	HE8	HE9	HE10	HE11	HE12	HE13	HE14	HE15	HE16	HE17	HE18	HE19	HE20	HE21	HE22	HE23	HE24
CINERGY.HUB	17.50	13.86	13.90	13.84	17.51	17.48	19.74	19.44	22.34	28.71	29.10	33.81	43.37	33.47	35.46	62.81	40.35	24.20	24.56	20.65	23.74	25.75	17.57	11.49
FE.HUB	17.77	14.06	14.07	14.02	17.74	17.71	20.05	19.78	22.84	29.38	29.75	4.50	44.18	34.10	36.16	64.01	41.13	24.70	25.07	21.11	15.71	17.16	16.40	10.02
ILLINOIS.HUB	16.63	12.11	12.85	12.24	15.25	15.07	16.08	18.57	19.84	25.23	22.82	31.01	37.27	29.19	32.39	58.73	36.07	22.84	23.39	18.93	21.69	23.95	16.90	11.22
MICHIGAN.HUB	18.13	14.39	14.42	14.35	18.07	18.03	20.46	20.11	23.15	29.62	29.94	30.86	44.37	34.21	36.13	64.05	41.26	24.71	25.09	21.17	24.40	26.46	18.06	11.78
MINN.HUB	15.61	10.54	11.57	10.87	13.44	13.22	13.37	17.29	17.75	23.01	24.68	30.16	39.56	29.30	31.70	60.50	36.60	21.76	16.93	13.63	20.81	24.79	16.35	10.53
Forecasted(GW)	56.6	53.9	52.1	51.3	51.3	51.0	51.5	55.2	59.5	62.9	65.4	66.8	67.6	68.1	68.1	68.3	68.2	67.3	65.9	64.2	63.7	62.9	60.1	56.1
(RT) - (DA Load)	0.43	0.89	0.52	0.31	0.13	0.13	0.27	-0.58	0.26	0.12	-0.20	-0.43	0.01	-0.14	-0.14	0.15	0.31	0.86	0.71	1.50	0.66	0.87	0.65	0.86

