


# PJM Daily Report

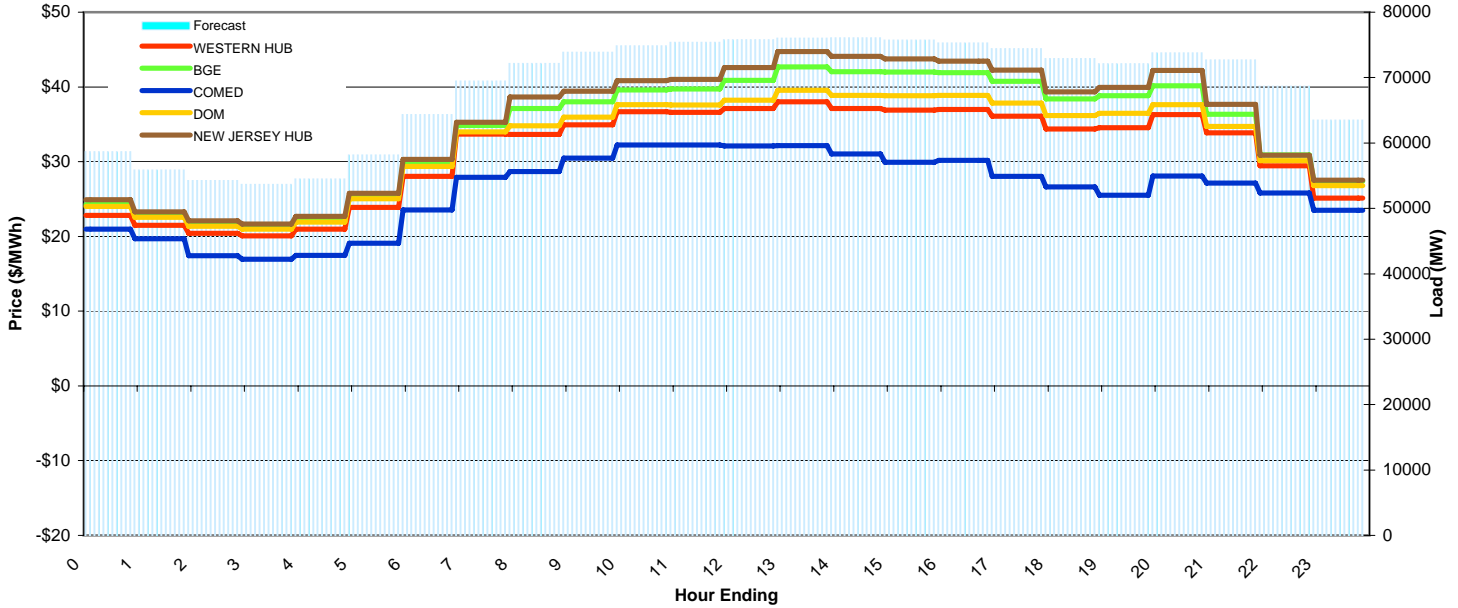
5/1/2009

Price Color Codes:



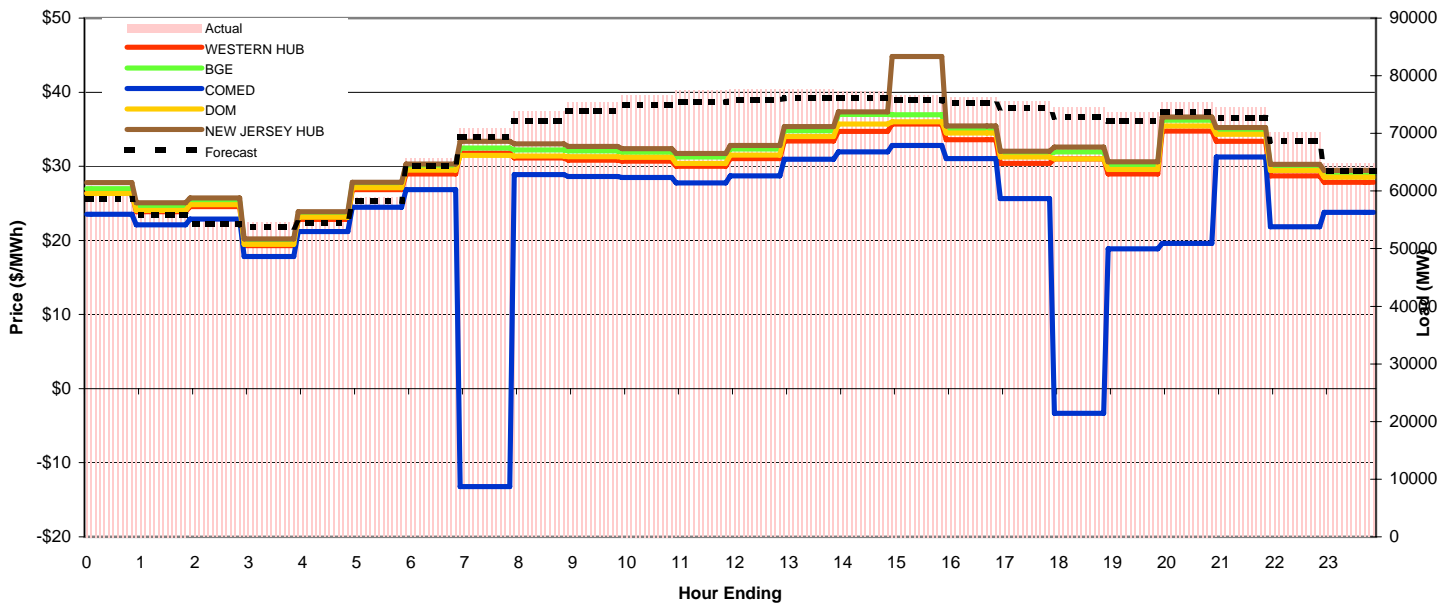
## Day-Ahead Prices and Forecast Load

	HE1	HE2	HE3	HE4	HE5	HE6	HE7	HE8	HE9	HE10	HE11	HE12	HE13	HE14	HE15	HE16	HE17	HE18	HE19	HE20	HE21	HE22	HE23	HE24	avg all/peak
WESTERN HUB	22.83	21.50	20.44	20.09	20.99	23.89	28.06	33.67	33.64	34.93	36.69	36.58	37.10	38.03	37.10	36.90	36.98	36.07	34.36	34.56	36.29	33.88	29.45	25.12	31 / 35
BGE	24.282	22.769	21.539	21.111	22.133	25.388	29.83	34.856	37.128	38.033	39.586	39.723	40.888	42.663	42.03	41.99	41.901	40.768	38.387	38.838	40.165	36.35	30.911	27.374	34 / 39
COMED	20.956	19.703	17.429	16.945	17.467	19.078	23.556	27.895	28.661	30.458	32.226	32.249	32.099	32.129	31.054	29.931	30.167	28.025	26.623	25.509	28.074	27.123	25.817	23.518	26 / 29
DOM	24.016	22.55	21.363	20.96	21.899	25.042	29.377	33.987	34.787	35.94	37.629	37.582	38.231	39.548	38.877	38.825	38.849	37.838	36.175	36.467	37.646	34.699	30.136	26.798	32 / 37
NEW JERSEY HUB	24.92	23.29	22.09	21.64	22.70	25.77	30.30	35.26	38.64	39.41	40.84	41.01	42.59	44.73	44.08	43.75	43.46	42.25	39.36	39.95	42.19	37.66	30.87	27.54	35 / 40
DA Forecast	58.7	55.9	54.3	53.7	54.5	58.2	64.3	69.5	72.2	73.9	74.9	75.4	75.8	76.0	76.1	75.7	75.3	74.4	72.9	72.1	73.8	72.7	68.7	63.5	68 / 74



## Preliminary Real-Time Prices with Forecasted and Actual System Load

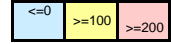
	HE1	HE2	HE3	HE4	HE5	HE6	HE7	HE8	HE9	HE10	HE11	HE12	HE13	HE14	HE15	HE16	HE17	HE18	HE19	HE20	HE21	HE22	HE23	HE24	avg all/peak
WESTERN HUB	26.36	23.85	24.58	19.31	22.86	26.84	28.99	31.77	31.12	30.84	30.69	30.00	31.03	33.40	34.72	35.70	33.61	30.41	31.00	28.95	34.75	33.36	28.72	27.87	30 / 32
BGE	26.986	24.468	25.184	19.788	23.461	27.576	30.025	32.463	32.225	32.09	31.924	31.244	32.347	34.785	36.986	36.956	34.998	31.743	31.939	30.184	36.229	34.821	29.969	29.045	31 / 33
COMED	23.532	22.094	22.875	17.829	21.208	24.475	26.838	-13.23	28.869	28.639	28.51	27.741	28.694	30.97	31.93	32.825	31.049	25.638	-3.327	18.883	19.614	31.25	21.845	23.788	23 / 23
DOM	26.335	24.055	24.804	19.484	23.119	27.128	29.473	31.47	31.375	31.3	31.207	30.382	31.516	34.001	35.727	36.017	34.509	31.265	31.018	29.595	35.444	34.308	29.446	28.538	30 / 32
NEW JERSEY HUB	27.82	25.08	25.75	20.22	23.87	27.85	30.31	33.38	33.03	32.66	32.38	31.73	32.81	35.34	37.33	44.80	35.45	32.02	32.61	30.62	36.64	35.21	30.28	29.44	32 / 34
Percent Forecast	1.05	1.42	1.67	1.60	1.24	1.17	1.97	1.96	2.23	1.96	2.35	2.60	2.31	1.94	1.58	1.24	1.28	1.60	2.19	2.22	2.16	2.36	2.03	1.94	
RTLoad	59.293	56.666	55.183	54.536	55.178	58.867	65.636	70.855	73.802	75.359	76.684	77.423	77.589	77.553	77.288	76.676	76.288	75.643	74.539	73.733	75.439	74.49	70.143	64.787	



# PJM Daily Report

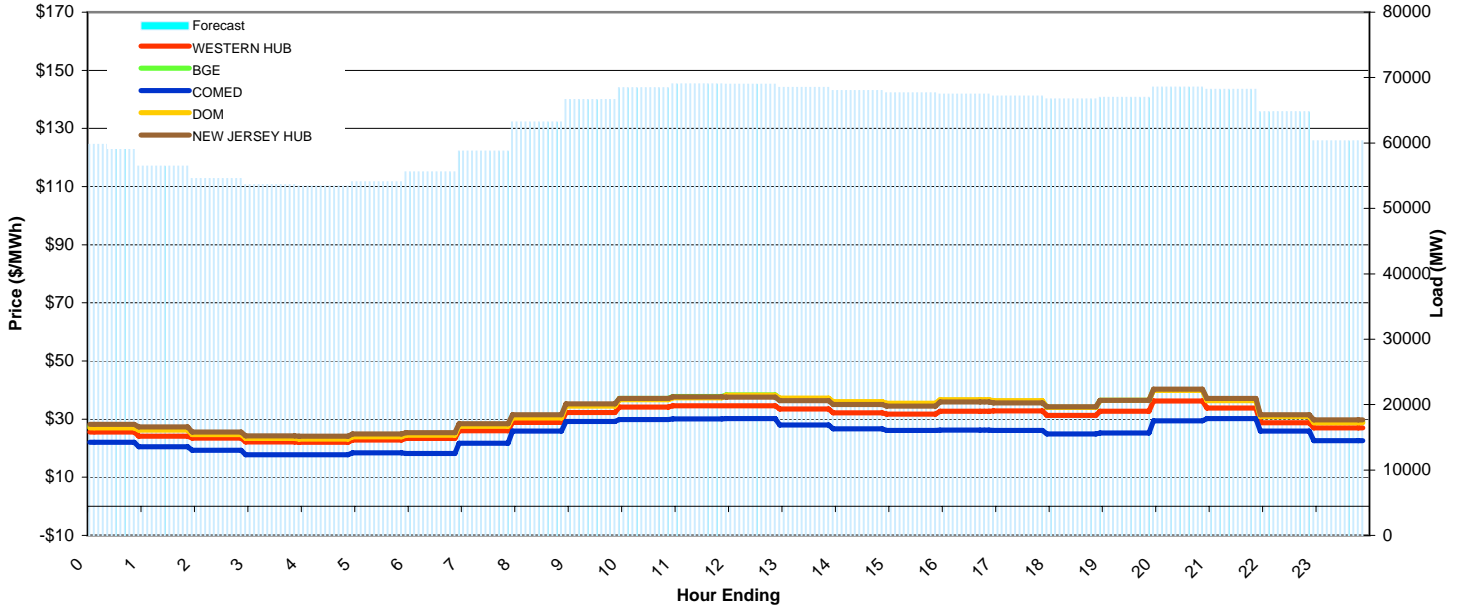
5/2/2009

Price Color Codes:



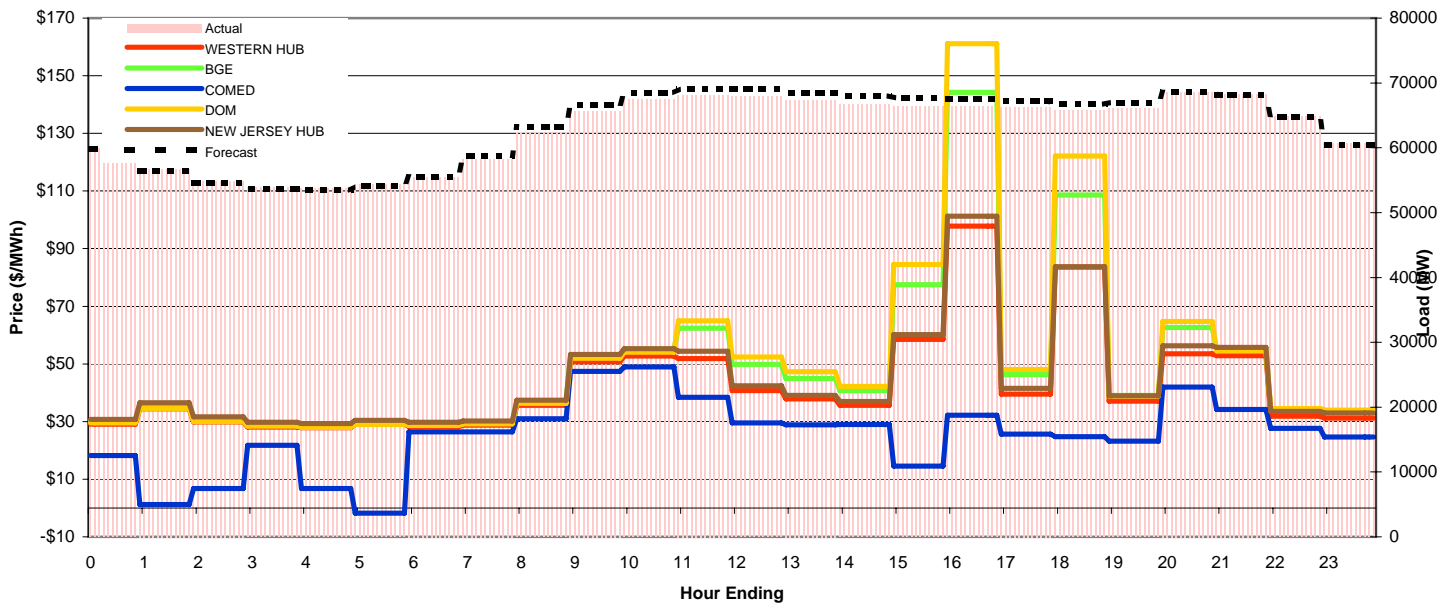
## Day-Ahead Prices and Forecast Load

	HE1	HE2	HE3	HE4	HE5	HE6	HE7	HE8	HE9	HE10	HE11	HE12	HE13	HE14	HE15	HE16	HE17	HE18	HE19	HE20	HE21	HE22	HE23	HE24	avg all/peak
WESTERN HUB	25.57	24.10	23.42	22.14	21.99	22.78	23.31	25.99	28.81	32.32	34.15	34.60	34.63	33.51	32.18	31.78	32.73	32.88	31.24	32.77	36.21	33.80	28.79	26.99	29 / 32
BGE	27.62	26.752	25.119	23.747	23.572	24.312	24.814	28.001	30.958	34.921	37.066	37.744	38.279	37.051	35.727	35.19	36.454	36.183	33.998	36.45	40.089	36.54	31.221	29.045	32 / 35
COMED	22.031	20.54	19.321	17.745	17.695	18.423	18.171	21.696	25.837	29.161	29.808	30.082	30.14	28.033	26.678	26.133	26.208	26.134	24.895	25.206	29.37	30.171	25.897	22.572	25 / 27
DOM	26.995	26.188	24.652	23.35	23.17	23.874	24.502	27.558	30.405	34.436	36.626	37.342	38.237	37.204	35.975	35.428	36.664	36.358	34.011	36.484	39.863	36.328	30.846	28.703	32 / 35
NEW JERSEY HUB	28.22	27.29	25.59	24.23	24.08	24.85	25.34	28.46	31.50	35.29	37.10	37.68	37.53	36.31	35.05	34.52	35.96	35.63	34.25	36.41	40.32	37.16	31.55	29.76	32 / 35
DA Forecast	59.8	56.5	54.6	53.6	53.4	54.1	55.6	58.8	63.2	66.6	68.4	69.0	69.0	68.5	68.0	67.7	67.5	67.2	66.7	67.0	68.5	68.2	64.8	60.3	63 / 67



## Preliminary Real-Time Prices with Forecasted and Actual System Load

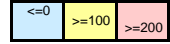
	HE1	HE2	HE3	HE4	HE5	HE6	HE7	HE8	HE9	HE10	HE11	HE12	HE13	HE14	HE15	HE16	HE17	HE18	HE19	HE20	HE21	HE22	HE23	HE24	avg all/peak
WESTERN HUB	29.13	34.46	29.86	28.03	27.90	29.06	28.23	28.72	35.59	50.78	52.71	51.87	40.74	37.90	35.58	58.50	97.80	39.55	83.66	37.04	53.51	52.80	31.86	31.23	43 / 49
BGE	30.214	35.403	30.693	28.932	28.624	29.715	29.226	29.745	36.968	52.881	55.108	62.398	49.829	45.008	40.742	77.526	144.23	46.278	108.56	39.055	62.63	55.173	34.246	33.639	49 / 59
COMED	18.224	1.269	6.7895	21.716	6.7392	-1.817	26.464	26.409	31.021	47.369	48.991	38.41	29.485	28.865	28.934	14.525	32.18	25.692	24.739	23.177	41.972	34.235	27.654	24.657	25 / 31
DOM	29.537	34.522	29.977	28.394	27.957	28.929	28.694	29.244	36.291	52.002	54.12	64.914	52.35	47.247	42.153	84.475	161.16	48.031	122.12	38.818	64.728	54.499	34.5	34.008	51 / 62
NEW JERSEY HUB	30.77	36.49	31.60	29.71	29.32	30.47	29.77	30.18	37.44	53.25	55.30	54.44	42.39	39.13	36.97	60.16	101.23	41.49	83.70	39.00	56.31	55.71	33.57	32.96	45 / 51
Percent Forecast	0.18	0.47	0.53	0.53	0.61	-0.15	-0.83	-1.33	-1.46	-1.47	-1.29	-1.57	-1.68	-2.00	-2.00	-1.70	-1.40	-1.45	-1.33	0.05	0.17	0.12	0.55		
RTLoad	59.926	56.729	54.858	53.9	53.718	54.399	55.488	58.301	62.386	65.669	67.453	68.15	67.92	67.355	66.675	66.363	66.33	66.263	65.771	66.104	68.577	68.314	64.848	60.685	



# PJM Daily Report

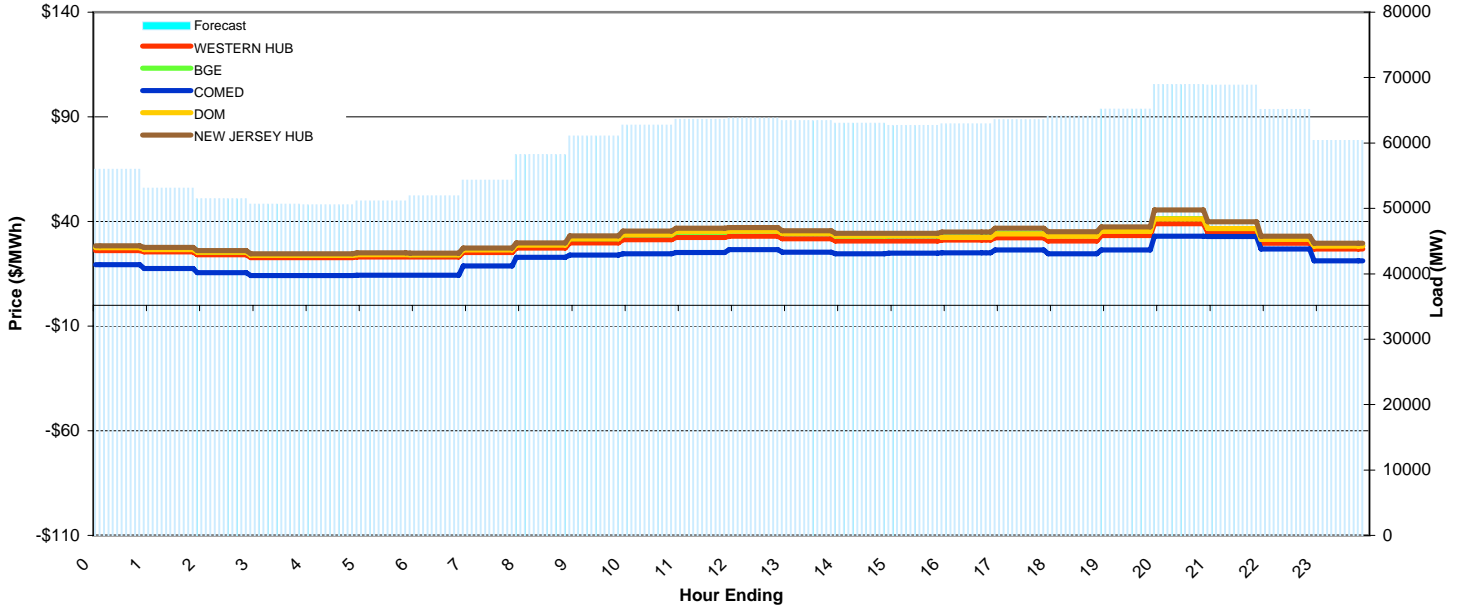
5/3/2009

Price Color Codes:



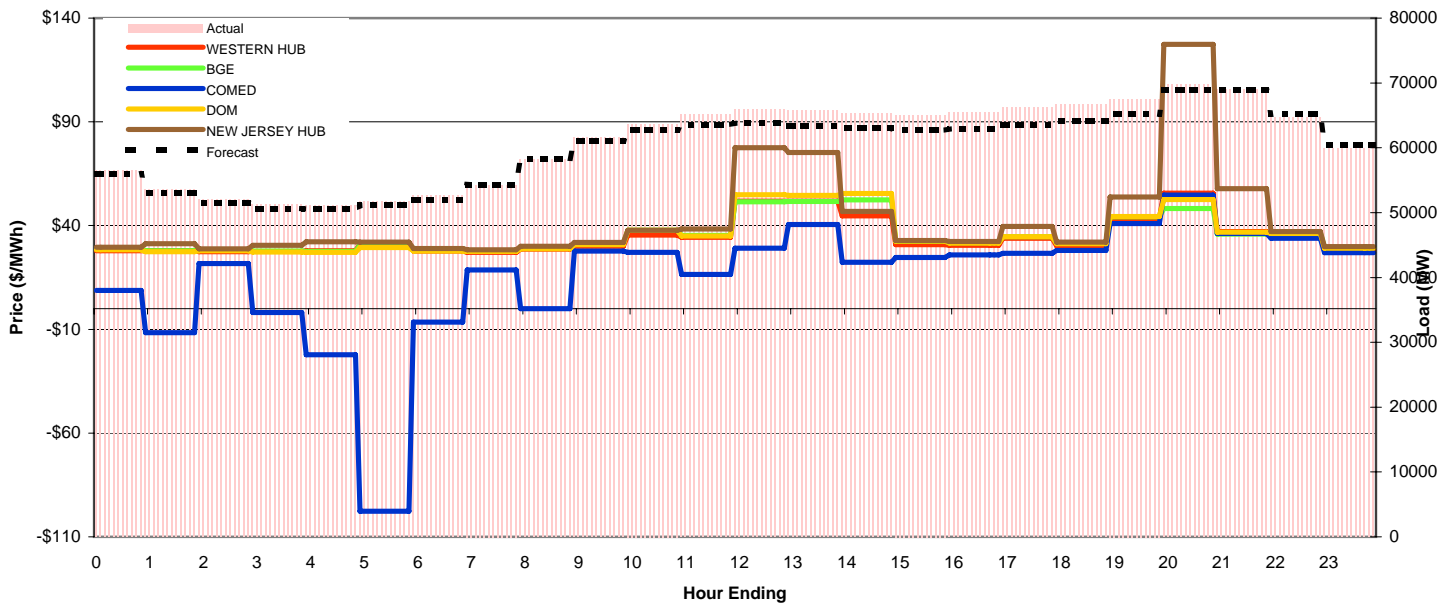
## Day-Ahead Prices and Forecast Load

	HE1	HE2	HE3	HE4	HE5	HE6	HE7	HE8	HE9	HE10	HE11	HE12	HE13	HE14	HE15	HE16	HE17	HE18	HE19	HE20	HE21	HE22	HE23	HE24	avg all/peak
WESTERN HUB	26.14	25.51	24.04	22.76	22.72	23.06	23.03	25.14	27.28	29.75	31.31	32.38	32.92	31.74	30.60	30.62	31.09	32.18	30.73	33.34	38.98	34.61	29.65	26.85	29 / 31
BGE	27.728	26.837	25.343	23.997	23.824	24.176	24.076	26.666	28.999	31.78	33.53	34.854	35.407	34.24	33.03	33.097	32.707	34.372	33.334	35.747	41.401	36.611	31.74	28.56	31 / 34
COMED	19.341	17.474	15.492	14.144	14.114	14.321	14.348	18.783	22.94	24.001	24.547	25.176	26.601	25.273	24.591	24.862	24.97	26.334	24.493	26.417	33.041	32.854	26.856	21.179	23 / 26
DOM	27.437	26.597	25.276	23.857	23.748	24.074	24.053	26.443	28.705	31.755	33.773	35.229	35.455	34.302	33.068	33.227	32.32	34.054	32.953	35.263	41.151	36.645	31.506	28.187	31 / 33
NEW JERSEY HUB	28.45	27.64	26.07	24.63	24.62	24.95	24.90	27.29	29.83	33.12	35.39	36.82	37.13	35.51	34.32	34.31	35.01	36.72	35.10	37.42	45.48	39.78	33.03	29.62	32 / 35
DA Forecast	56.0	53.1	51.5	50.6	50.6	51.1	51.9	54.3	58.2	61.1	62.7	63.6	63.8	63.4	63.0	62.7	62.9	63.5	64.1	65.2	69.0	68.8	65.1	60.4	60 / 63



## Preliminary Real-Time Prices with Forecasted and Actual System Load

	HE1	HE2	HE3	HE4	HE5	HE6	HE7	HE8	HE9	HE10	HE11	HE12	HE13	HE14	HE15	HE16	HE17	HE18	HE19	HE20	HE21	HE22	HE23	HE24	avg all/peak
WESTERN HUB	27.94	27.84	27.40	27.58	27.95	31.16	27.74	27.15	28.65	29.97	35.47	34.32	51.72	51.84	44.76	30.84	30.53	33.82	30.15	43.42	55.71	37.13	35.27	28.41	34 / 38
BGE	28.859	27.861	28.234	27.674	27.538	30.795	28.228	27.889	29.377	31.294	37.792	35.311	51.534	51.636	52.334	32.498	31.775	34.667	31.477	44.228	48.291	35.872	36.458	29.433	35 / 38
COMED	8.7693	-11.65	21.753	-1.816	-22.23	-97.7	-6.529	18.613	-0.106	27.713	27.167	16.461	29.13	40.457	22.38	24.566	25.803	26.611	28.092	40.958	54.716	36.253	33.913	27.001	15 / 28
DOM	28.269	27.432	27.855	27.32	27.171	29.412	27.66	27.496	28.754	30.842	37.798	34.949	54.824	54.492	55.468	32.522	31.571	34.698	31.197	44.379	52.591	36.814	36.211	29.138	35 / 39
NEW JERSEY HUB	29.52	31.32	28.79	30.54	32.21	32.08	28.90	28.38	30.05	31.88	37.75	38.40	77.49	75.30	46.85	32.81	32.42	39.58	32.02	53.80	127.39	57.77	37.18	29.94	43 / 49
Percent Forecast	0.96	0.91	1.12	1.22	1.01	1.05	1.28	-0.16	-0.11	0.77	1.50	2.35	3.17	3.50	3.48	3.67	3.89	4.05	3.93	3.48	1.16	0.16	-0.75	-0.77	
RTLLoad	56.497	53.58	52.042	51.275	51.068	51.686	52.592	54.239	58.181	61.56	63.677	65.114	65.911	65.721	65.275	65.064	65.481	66.221	66.72	67.515	69.762	68.935	64.661	59.929	



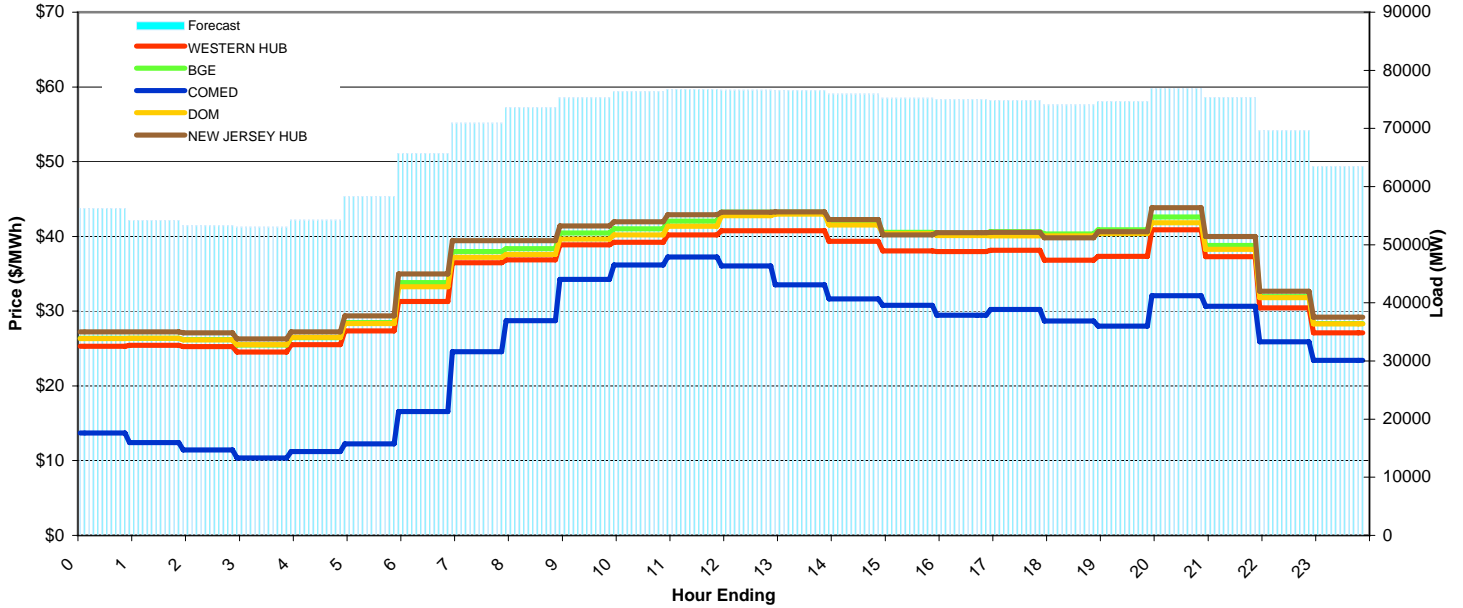
# PJM Daily Report

5/4/2009

Price Color Codes: <=0 >=100 >=200

## Day-Ahead Prices and Forecast Load

	HE1	HE2	HE3	HE4	HE5	HE6	HE7	HE8	HE9	HE10	HE11	HE12	HE13	HE14	HE15	HE16	HE17	HE18	HE19	HE20	HE21	HE22	HE23	HE24	avg all/peak
WESTERN HUB	25.30	25.42	25.26	24.54	25.51	27.34	31.31	36.46	36.88	38.89	39.23	40.22	40.74	40.77	39.33	38.08	37.98	38.17	36.82	37.35	40.87	37.30	30.44	27.10	34 / 38
BGE	26.374	26.357	26.181	25.456	26.472	28.473	33.812	37.959	38.364	40.468	41.018	42.034	43.221	43.248	41.865	40.525	40.464	40.609	40.337	40.891	42.615	38.808	31.956	28.327	36 / 40
COMED	13.696	12.43	11.437	10.343	11.2	12.262	16.572	24.586	28.728	34.238	36.165	37.264	36.043	33.542	31.642	30.788	29.447	30.243	28.666	28.011	32.075	30.641	25.908	23.424	25 / 31
DOM	26.311	26.36	26.164	25.507	26.484	28.36	33.287	37.185	37.589	39.634	40.181	41.352	42.763	42.998	41.537	40.381	40.098	40.091	40.07	40.359	41.809	38.293	31.809	28.313	36 / 40
NEW JERSEY HUB	27.25	27.21	27.12	26.27	27.23	29.38	34.99	39.43	39.41	41.40	41.95	42.90	43.22	43.28	42.24	40.20	40.50	40.55	39.82	40.62	43.84	40.00	32.65	29.19	37 / 41
DA Forecast	56.3	54.2	53.3	53.1	54.3	58.4	65.8	70.9	73.6	75.3	76.4	76.8	76.6	76.5	76.0	75.2	75.0	74.8	74.1	74.6	76.9	75.4	69.6	63.5	69 / 75



## Preliminary Real-Time Prices with Forecasted and Actual System Load

	HE1	HE2	HE3	HE4	HE5	HE6	HE7	HE8	HE9	HE10	HE11	HE12	HE13	HE14	HE15	HE16	HE17	HE18	HE19	HE20	HE21	HE22	HE23	HE24	avg all/peak
WESTERN HUB	28.00	27.80	27.33	27.13	27.30	30.88	35.87	35.18	49.13	56.52	55.09	49.66	42.69	44.03	44.54	41.17	47.06	35.59	48.18	42.22	38.71	45.37	32.60	29.01	39 / 44
BGE	28.972	28.587	28.099	27.868	28.109	31.902	37.051	36.503	51.016	58.622	57.233	51.535	44.307	45.795	46.306	42.751	48.925	37.042	50.233	44.048	40.337	47.094	33.743	29.968	41 / 46
COMED	26.33	22.465	25.737	24.36	25.642	26.994	19.864	32.973	46.325	53.204	49.995	47.013	40.637	42.274	42.92	39.476	44.827	33.451	45.078	39.12	35.969	43.457	31.104	27.418	36 / 42
DOM	28.641	28.29	27.815	27.557	27.79	31.448	36.223	35.55	49.597	56.872	55.677	50.353	43.488	45.301	45.756	42.209	48.327	36.374	49.228	42.991	39.391	46.246	33.238	29.595	40 / 45
NEW JERSEY HUB	29.50	29.06	28.54	28.25	28.43	32.19	37.59	36.96	51.94	60.07	58.41	52.43	44.84	46.01	46.62	43.16	49.24	37.44	50.68	44.68	40.88	47.55	34.23	30.35	41 / 47
Percent Forecast	-0.73	-0.44	-0.57	-0.63	-1.01	-0.87	-1.13	-0.52	-0.23	-0.09	0.61	0.95	1.26	1.44	1.59	1.69	2.14	2.27	2.38	1.59	0.03	-0.52	-0.11	0.27	
RTLoad	55.923	53.958	52.995	52.718	53.759	57.85	65.045	70.569	73.423	75.252	76.833	77.526	77.618	77.606	77.188	76.525	76.593	76.557	75.901	75.819	76.946	75.027	69.562	63.689	

