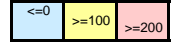


PJM Daily Report

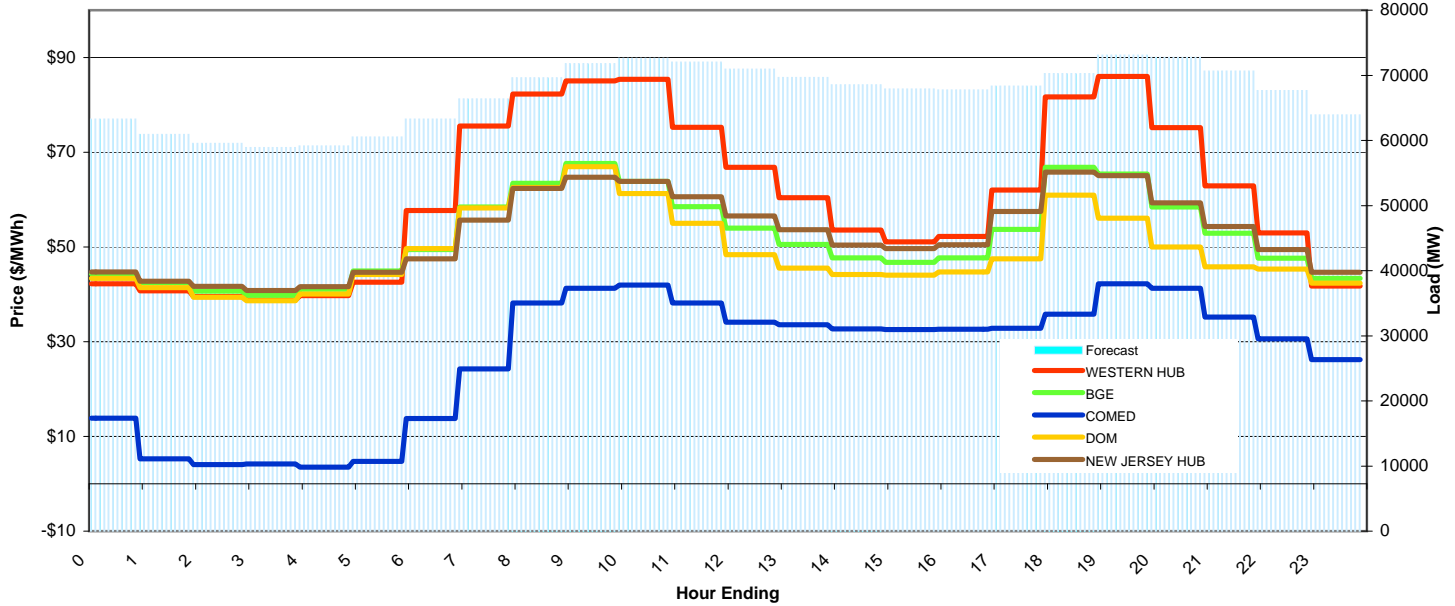
Report for: 11/1/2008

Price Color Codes:



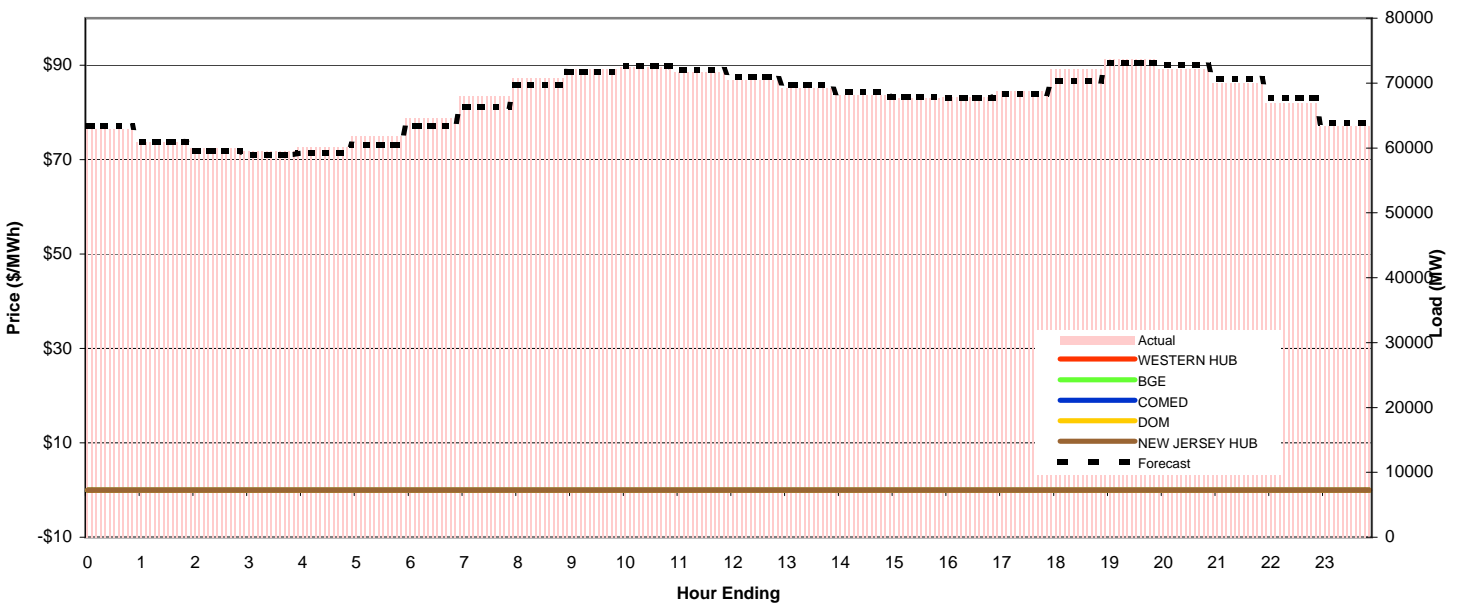
Day-Ahead Prices and Forecast Load

	HE1	HE2	HE3	HE4	HE5	HE6	HE7	HE8	HE9	HE10	HE11	HE12	HE13	HE14	HE15	HE16	HE17	HE18	HE19	HE20	HE21	HE22	HE23	HE24	avg all/peak
WESTERN HUB	42.23	40.72	39.53	38.76	39.76	42.55	57.72	75.55	82.30	85.05	85.39	75.29	66.85	60.42	53.60	51.10	52.20	62.00	81.72	86.00	75.23	62.90	52.96	41.74	60 / 69
BGE	44.354	42.479	40.649	39.772	41.088	44.942	49.487	58.467	63.467	67.636	63.873	58.491	53.977	50.571	47.719	46.751	47.693	53.691	66.791	65.423	58.469	52.909	47.615	43.351	52 / 56
COMED	13.834	5.2921	4.0861	4.1691	3.5237	4.6984	13.815	24.267	38.147	41.31	41.962	38.174	34.114	33.593	32.711	32.564	32.608	32.827	35.84	42.244	41.256	35.226	30.616	26.221	27 / 35
DOM	43.393	41.414	39.417	38.622	40.085	44.163	49.695	58.234	62.576	66.982	61.279	55.006	48.373	45.569	44.219	44.08	44.705	47.523	60.962	56.106	49.991	45.821	45.358	42.385	49 / 52
NEW JERSEY HUB	44.74	42.76	41.68	40.83	41.65	44.68	47.52	55.67	62.35	64.75	63.85	60.63	56.53	53.67	50.38	49.63	50.44	57.49	65.83	65.10	59.31	54.35	49.43	44.67	53 / 57
DA Forecast	63.3	60.9	59.6	58.9	59.2	60.5	63.3	66.4	69.6	71.8	72.6	72.0	71.0	69.7	68.6	67.9	67.8	68.4	70.3	73.1	72.8	70.7	67.7	63.9	67 / 70



Preliminary Real-Time Prices with Forecasted and Actual System Load

	HE1	HE2	HE3	HE4	HE5	HE6	HE7	HE8	HE9	HE10	HE11	HE12	HE13	HE14	HE15	HE16	HE17	HE18	HE19	HE20	HE21	HE22	HE23	HE24	avg all/peak	
0.00	0.00	0.00	0.00	0.00	0.00	0.00	0.00	0.00	0.00	0.00	0.00	0.00	0.00	0.00	0.00	0.00	0.00	0.00	0.00	0.00	0.00	0.00	0.00	0.00	0 / 0	
BGE	0	0	0	0	0	0	0	0	0	0	0	0	0	0	0	0	0	0	0	0	0	0	0	0	0	0 / 0
COMED	0	0	0	0	0	0	0	0	0	0	0	0	0	0	0	0	0	0	0	0	0	0	0	0	0	0 / 0
DOM	0	0	0	0	0	0	0	0	0	0	0	0	0	0	0	0	0	0	0	0	0	0	0	0	0	0 / 0
0.00	0.00	0.00	0.00	0.00	0.00	0.00	0.00	0.00	0.00	0.00	0.00	0.00	0.00	0.00	0.00	0.00	0.00	0.00	0.00	0.00	0.00	0.00	0.00	0.00	0.00	0 / 0
Percent Forecast	-0.49	-0.13	0.62	1.13	1.63	2.10	2.06	2.32	1.60	0.61	-0.15	-0.51	-0.69	-0.70	-0.67	-0.40	0.10	0.54	2.67	0.69	-0.82	-1.05	-1.10	-0.86		
RTLload	63.002	60.842	59.945	59.593	60.159	61.829	64.647	67.963	70.769	72.215	72.502	71.663	70.47	69.198	68.107	67.662	67.827	68.736	72.191	73.624	72.162	69.948	66.943	63.391		



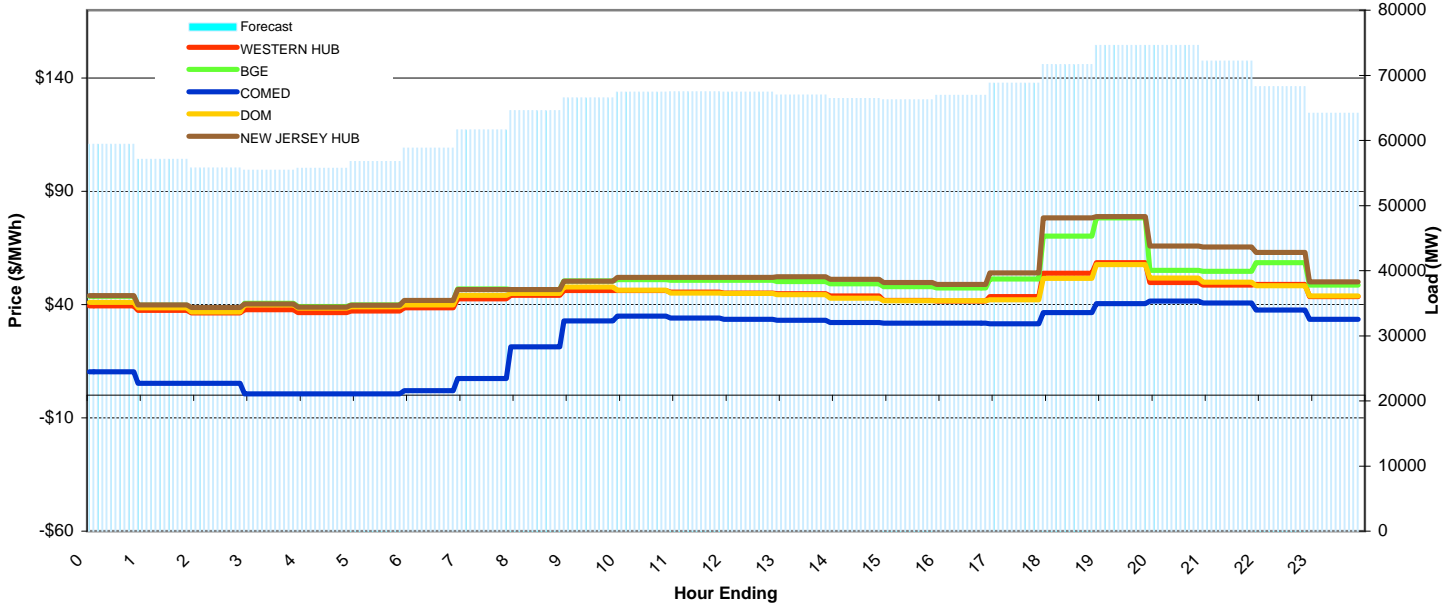
PJM Daily Report

Report for: 11/2/2008

Price Color Codes: <=0 >=100 >=200

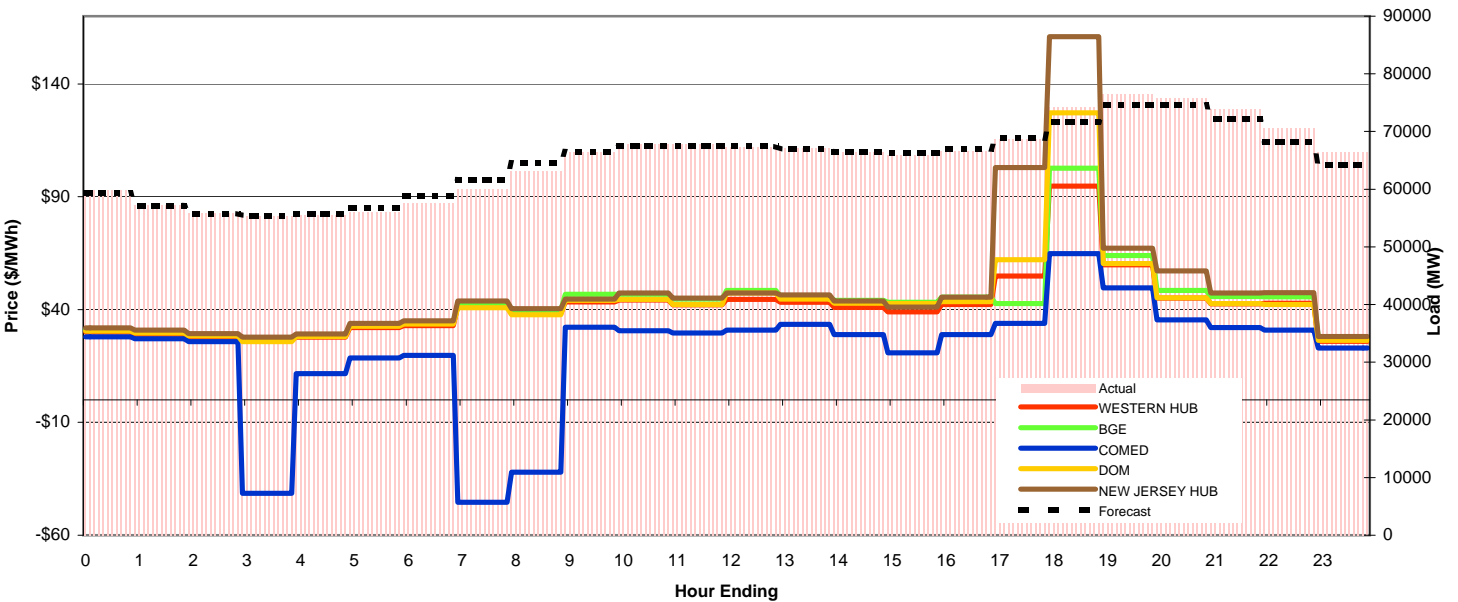
Day-Ahead Prices and Forecast Load

	HE1	HE2	HE3	HE4	HE5	HE6	HE7	HE8	HE9	HE10	HE11	HE12	HE13	HE14	HE15	HE16	HE17	HE18	HE19	HE20	HE21	HE22	HE23	HE24	avg all/peak
WESTERN HUB	39.50	37.42	36.41	37.71	36.45	37.15	38.65	42.50	44.15	46.21	46.22	45.60	45.14	44.86	43.86	41.92	41.60	43.62	53.92	58.54	49.74	48.63	48.90	43.51	44 / 47
BGE	43.69	39.696	37.788	40.628	39.19	39.867	41.633	46.937	46.618	50.48	51	50.711	50.804	50.228	49.242	47.928	47.414	51.348	70.314	78.351	55.171	54.675	58.567	48.697	50 / 54
COMED	10.306	5.3104	5.3104	0.6712	0.6638	0.658	2.0622	7.3868	21.382	32.888	34.999	34.129	33.48	33.159	32.157	31.874	31.833	31.566	36.5	40.428	41.564	40.793	37.683	33.481	24 / 33
DOM	41.047	38.566	36.744	39.9	38.481	39.012	39.896	44.15	45.022	47.754	46.406	45.131	44.983	44.38	42.822	41.756	41.65	42.111	51.59	57.675	51.711	49.941	48.322	43.902	44 / 47
NEW JERSEY HUB	43.99	39.85	38.71	40.36	38.91	39.70	41.89	46.70	46.64	50.28	52.03	52.04	52.09	52.26	51.17	49.71	48.97	53.97	78.27	78.90	65.92	65.51	63.03	50.03	52 / 57
DA Forecast	59.4	57.1	55.8	55.5	55.7	56.8	58.8	61.6	64.6	66.6	67.4	67.5	67.4	67.0	66.4	66.2	66.9	68.8	71.7	74.6	74.6	72.2	68.3	64.2	65 / 68



Preliminary Real-Time Prices with Forecasted and Actual System Load

	HE1	HE2	HE3	HE4	HE5	HE6	HE7	HE8	HE9	HE10	HE11	HE12	HE13	HE14	HE15	HE16	HE17	HE18	HE19	HE20	HE21	HE22	HE23	HE24	avg all/peak
WESTERN HUB	30.00	29.02	27.73	26.57	27.79	31.96	32.95	41.64	38.34	43.40	44.26	42.11	44.46	43.22	40.90	38.96	42.30	54.82	94.72	59.88	45.07	42.46	42.85	25.87	41 / 47
BGE	31.151	30.168	28.763	26.82	28.68	33.141	34.209	42.477	39.532	46.719	46.827	44.704	48.514	45.956	44.038	43.263	45.462	42.701	102.63	63.96	48.425	45.831	45.638	27.263	43 / 50
COMED	27.9	27.11	25.851	-41.46	11.633	18.573	19.702	-45.45	-32.06	32.161	30.62	29.682	30.938	33.432	28.933	20.877	28.948	33.852	64.778	49.624	35.487	31.976	30.922	23.016	22 / 25
DOM	30.531	29.596	28.274	25.746	28.111	32.525	33.528	40.854	37.754	44.103	44.484	42.287	47.394	44.6	42.742	42.593	43.506	62.047	127.17	60.412	45.152	42.662	42.26	26.332	44 / 51
NEW JERSEY HUB	31.89	30.87	29.35	27.71	29.24	33.83	34.96	43.85	40.40	44.72	47.37	45.03	47.40	46.56	43.76	41.11	45.55	102.89	160.87	67.21	57.08	47.29	47.46	28.07	49 / 58
Percent Forecast	0.70	0.21	0.09	-0.12	-0.50	-1.34	-2.20	-2.67	-2.28	0.50	0.38	-0.08	0.15	0.02	-0.46	-0.62	-0.14	3.45	2.52	1.55	2.31	3.21	3.23		
RTLoad	59.806	57.209	55.81	55.387	55.426	56.011	57.563	60.037	63.156	66.37	67.735	67.748	67.376	67.057	66.431	65.935	66.53	68.684	74.235	76.54	75.777	73.914	70.531	66.336	



PJM Daily Report

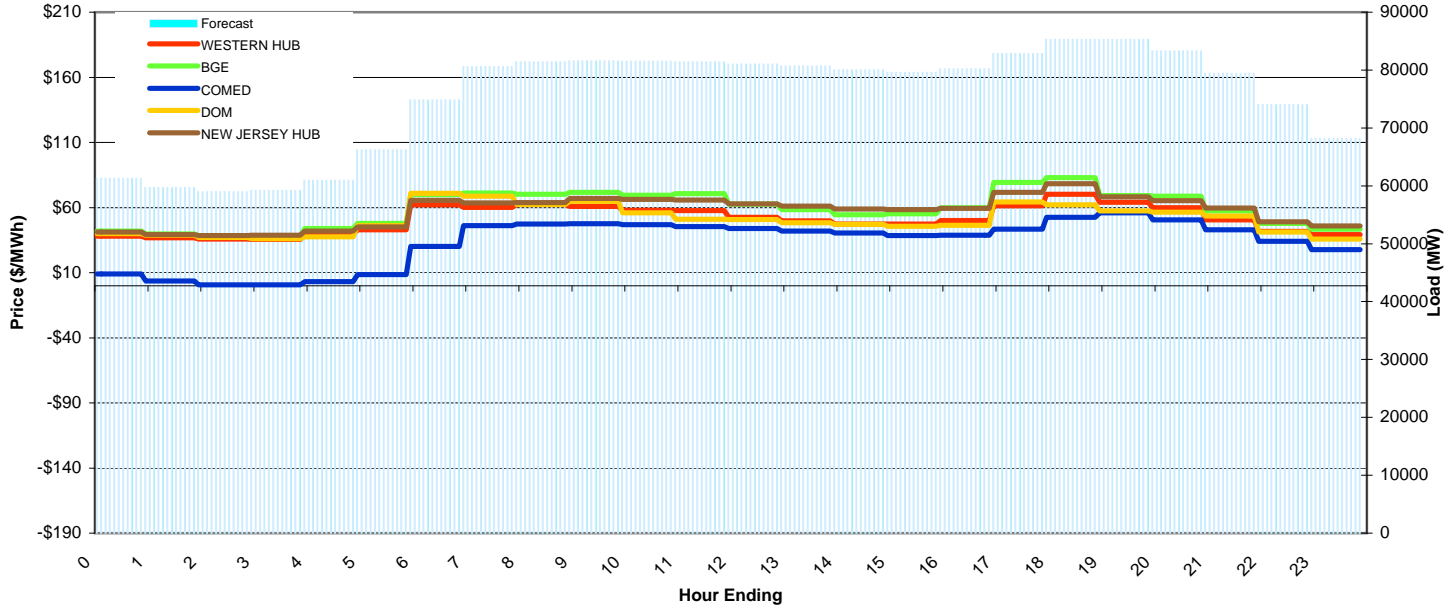
Report for: 11/3/2008

Price Color Codes:

≤0	≥100	≥200
----	------	------

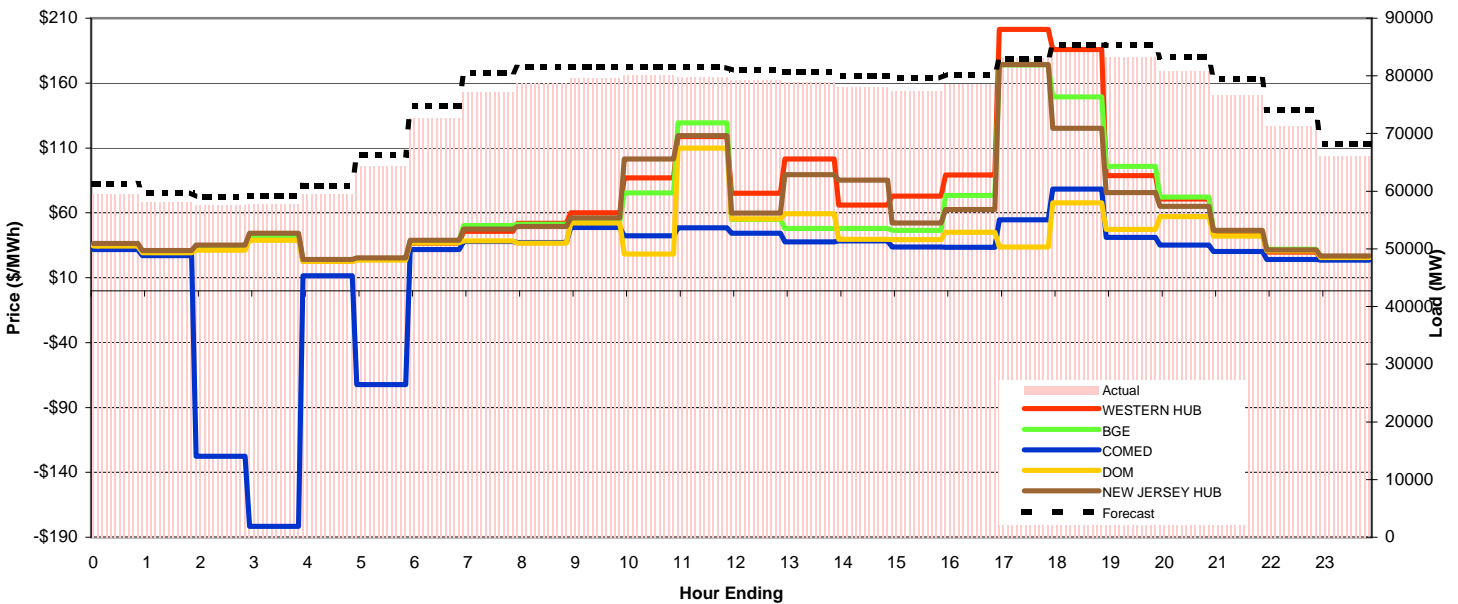
Day-Ahead Prices and Forecast Load

	HE1	HE2	HE3	HE4	HE5	HE6	HE7	HE8	HE9	HE10	HE11	HE12	HE13	HE14	HE15	HE16	HE17	HE18	HE19	HE20	HE21	HE22	HE23	HE24	avg all/peak
WESTERN HUB	37.94	36.83	35.76	35.49	39.87	42.87	62.05	60.22	62.32	60.79	58.03	57.56	52.41	49.80	47.31	47.24	50.12	61.42	70.11	64.00	59.92	50.48	41.77	39.27	51 / 56
BGE	41.954	39.67	38.481	38.171	43.847	47.867	69.916	71.25	70.08	71.565	69.581	70.771	62.529	58.377	54.485	55.135	59.86	79.365	83.009	69.262	68.61	57.473	47.899	43.366	59 / 66
COMED	9	3.6349	0.6995	0.6814	3.1088	8.6367	30.027	46.149	47.238	47.505	46.965	45.45	43.937	41.878	40.417	38.516	38.86	43.496	52.43	55.947	50.424	42.951	34.196	27.777	33 / 45
DOM	39.991	38.657	37.122	36.122	37.438	46.145	70.856	68.84	62.292	64.896	55.881	50.913	50.738	48.345	47.22	45.674	46.366	64.346	62.113	57.414	56.473	53.592	41.305	35.863	51 / 55
NEW JERSEY HUB	41.22	39.27	38.47	38.69	41.85	45.15	65.55	63.61	63.75	66.89	66.34	65.79	62.77	61.11	58.99	58.38	59.29	71.57	78.25	68.20	65.31	59.67	49.14	45.81	57 / 64
DA Forecast	61.3	59.7	59.0	59.2	61.0	66.2	74.8	80.6	81.4	81.6	81.5	81.5	81.0	80.7	80.0	79.6	80.2	82.9	85.3	85.3	83.3	79.5	74.0	68.2	75 / 81



Preliminary Real-Time Prices with Forecasted and Actual System Load

	HE1	HE2	HE3	HE4	HE5	HE6	HE7	HE8	HE9	HE10	HE11	HE12	HE13	HE14	HE15	HE16	HE17	HE18	HE19	HE20	HE21	HE22	HE23	HE24	avg all/peak
WESTERN HUB	34.09	28.87	34.00	42.65	22.53	24.34	36.71	45.66	51.88	60.11	67.04	118.82	75.10	101.49	66.08	72.84	89.17	201.25	185.72	88.56	70.77	44.53	29.81	24.96	68 / 87
BGE	35.493	30.033	33.569	41.874	23.292	24.801	38.266	50.125	51.068	53.401	75.276	129.35	54.97	47.894	47.92	46.495	73.438	173.97	149.43	95.912	72.181	46.234	32.056	26.074	61 / 75
COMED	31.713	26.898	-127.7	-181.5	11.474	-72.28	31.707	37.953	37.17	48.753	42.289	48.46	44.306	37.586	38.396	33.694	33.543	54.553	78.406	41.131	35.081	30.229	23.945	23.639	17 / 42
DOM	34.523	29.176	31.16	38.817	22.541	23.551	36.949	38.472	36.705	52.168	28.233	109.88	55.303	59.272	39.497	39.457	45.055	33.714	67.597	47.24	57.016	42.051	30.787	25.469	43 / 49
NEW JERSEY HUB	36.45	31.01	35.24	44.16	24.03	25.21	38.82	47.57	49.45	56.07	101.61	119.59	59.83	89.48	85.34	52.18	62.42	174.20	125.05	75.55	65.04	46.41	31.55	26.70	63 / 78
Percent Forecast	-3.03	-2.84	-2.42	-2.63	-2.43	-2.84	-3.07	-4.29	-3.52	-2.43	-1.75	-2.00	-2.18	-2.22	-2.52	-2.87	-2.14	0.30	-0.67	-2.41	-3.01	-3.54	-3.91	-3.17	
RTLoad	59.508	58.043	57.579	57.689	59.544	64.399	72.617	77.263	78.662	79.658	80.139	79.856	79.302	78.944	78.058	77.388	78.547	83.146	84.757	83.277	80.879	76.752	71.256	66.084	



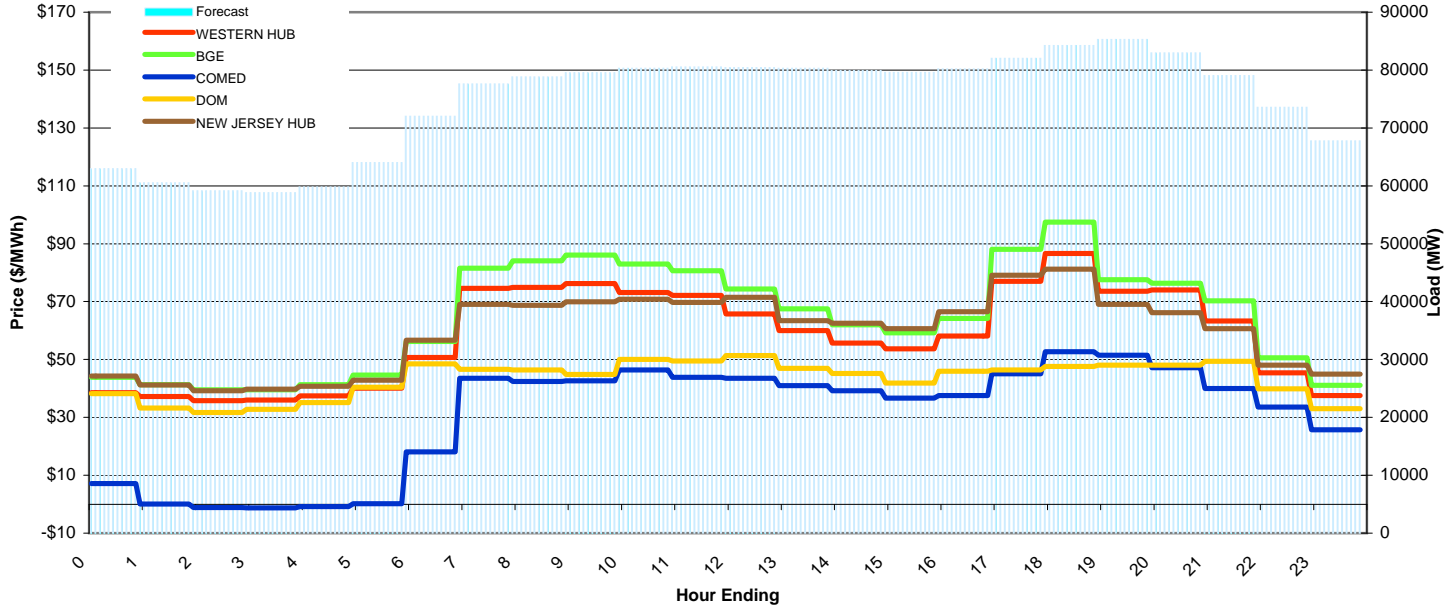
PJM Daily Report

Report for: 11/4/2008

Price Color Codes: ≤0 ≥100 ≥200

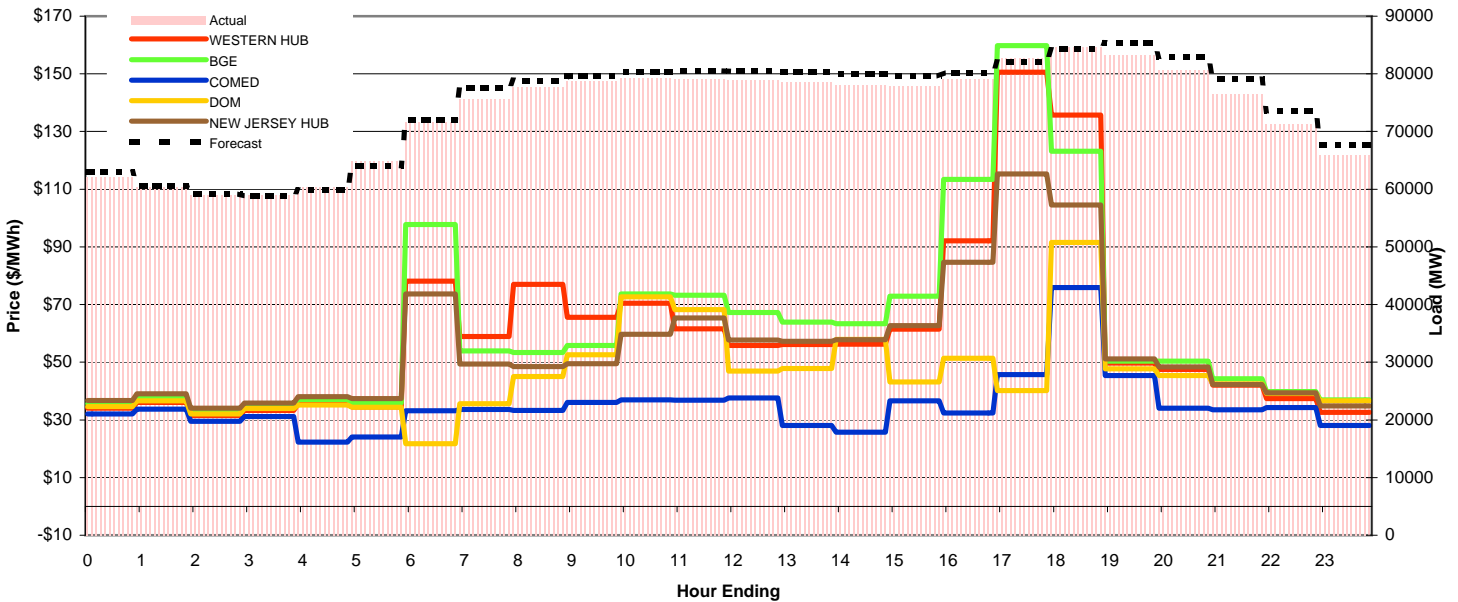
Day-Ahead Prices and Forecast Load

	HE1	HE2	HE3	HE4	HE5	HE6	HE7	HE8	HE9	HE10	HE11	HE12	HE13	HE14	HE15	HE16	HE17	HE18	HE19	HE20	HE21	HE22	HE23	HE24	avg all/peak
WESTERN HUB	38.53	37.22	35.77	36.01	37.43	40.10	50.73	74.62	74.87	76.20	73.15	72.15	65.70	60.01	55.67	53.73	58.05	76.99	86.68	73.53	74.08	63.27	45.44	37.54	58 / 68
BGE	43.892	41.303	39.585	39.539	41.255	44.569	56.231	81.56	84.13	86.05	82.94	80.704	74.408	67.544	61.985	59.249	64.142	88.017	97.51	77.613	76.305	70.319	50.586	41.107	65 / 75
COMED	7.0999	0.0489	-1.114	-1.238	-0.783	0.1886	18.107	43.465	42.377	42.622	46.417	43.811	43.514	40.938	39.177	36.713	37.521	45.028	52.737	51.433	47.16	39.953	33.531	25.676	31 / 43
DOM	38.25	33.213	31.706	32.735	35.141	40.41	48.534	46.591	46.34	44.796	50.004	49.446	51.365	46.974	45.16	41.826	45.915	46.418	47.553	48.041	48.044	49.346	39.911	32.955	43 / 47
NEW JERSEY HUB	44.25	41.15	39.23	39.71	40.80	42.86	56.67	69.00	68.74	69.89	70.82	69.70	71.47	63.36	62.49	60.60	66.46	79.11	81.19	69.10	66.20	60.67	48.02	44.90	59 / 67
DA Forecast	63.0	60.5	59.2	58.8	59.8	64.0	72.1	77.6	78.8	79.6	80.3	80.5	80.4	80.3	79.9	79.6	80.2	82.0	84.3	85.3	83.0	79.1	73.6	67.8	75 / 80



Preliminary Real-Time Prices with Forecasted and Actual System Load

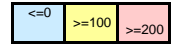
	HE1	HE2	HE3	HE4	HE5	HE6	HE7	HE8	HE9	HE10	HE11	HE12	HE13	HE14	HE15	HE16	HE17	HE18	HE19	HE20	HE21	HE22	HE23	HE24	avg all/peak
WESTERN HUB	34.08	36.05	31.52	33.26	35.45	34.55	78.17	58.96	77.04	65.55	70.42	61.57	55.85	56.19	56.25	61.49	92.05	150.56	135.71	49.75	47.46	42.10	37.39	32.62	60 / 70
BGE	35.564	37.581	32.843	34.711	37.075	35.789	97.761	53.908	53.405	55.807	73.695	73.215	67.228	63.932	63.404	72.932	113.44	159.75	123.14	50.406	50.357	44.283	39.785	36.98	63 / 72
COMED	32.027	33.723	29.557	31.138	22.279	24.093	33.136	33.56	33.272	36.004	36.917	36.833	37.575	28.071	25.76	36.586	32.425	45.689	75.887	45.384	34.087	33.468	34.31	28.049	35 / 38
DOM	34.648	36.594	32.029	33.914	35.178	34.336	21.703	35.64	45.053	52.546	72.621	68.261	46.953	47.844	57.956	43.145	51.319	40.189	91.551	47.762	45.359	42.453	39.207	36.646	46 / 52
NEW JERSEY HUB	36.76	39.00	34.09	35.85	38.03	37.38	73.71	49.41	48.47	49.49	59.68	65.31	57.74	57.23	57.86	62.70	84.64	115.24	104.57	51.19	48.33	42.30	39.40	34.83	55 / 62
Percent Forecast	-1.35	-0.28	-0.43	0.19	0.84	1.22	-0.63	-2.67	-1.50	-1.13	-1.38	-1.72	-1.87	-2.14	-2.33	-2.29	-1.45	0.88	0.35	-2.59	-2.91	-3.30	-3.31	-2.66	
RTLoad	62.111	60.344	58.909	58.908	60.341	64.824	71.604	75.589	77.68	78.661	79.218	79.171	78.953	78.641	78.116	77.848	79.046	82.774	84.546	83.164	80.647	76.547	71.232	65.999	



PJM Daily Report

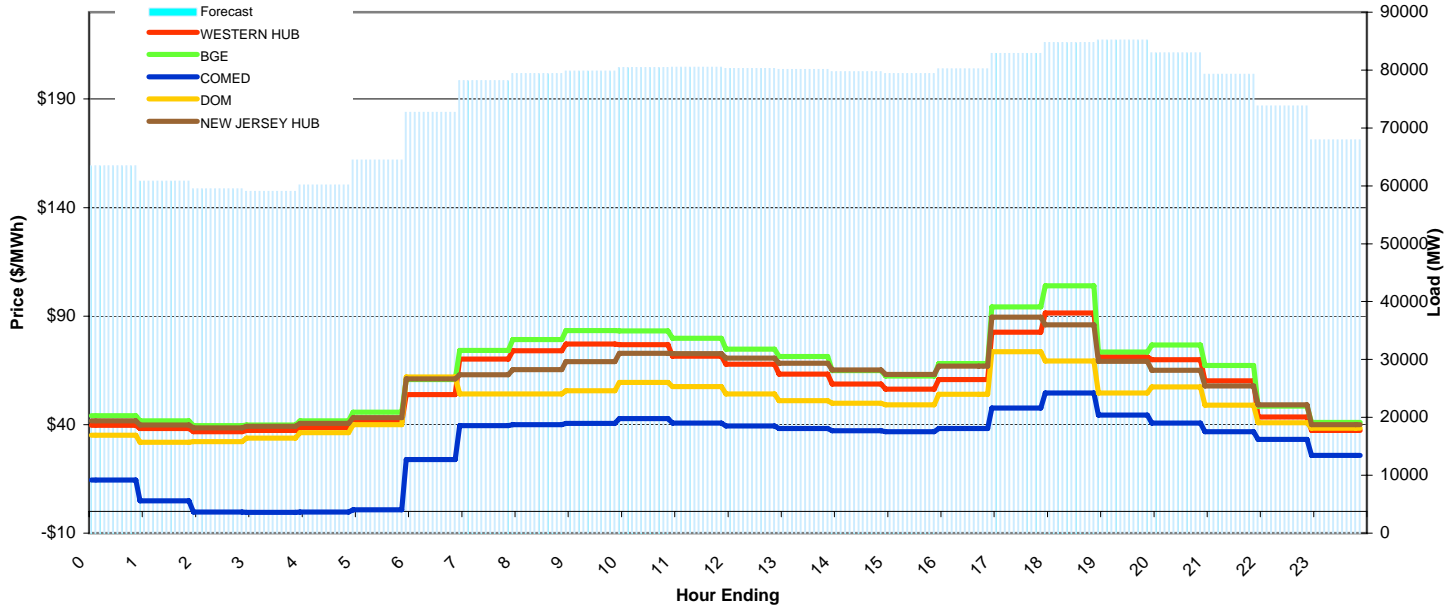
Report for: 11/5/2008

Price Color Codes:



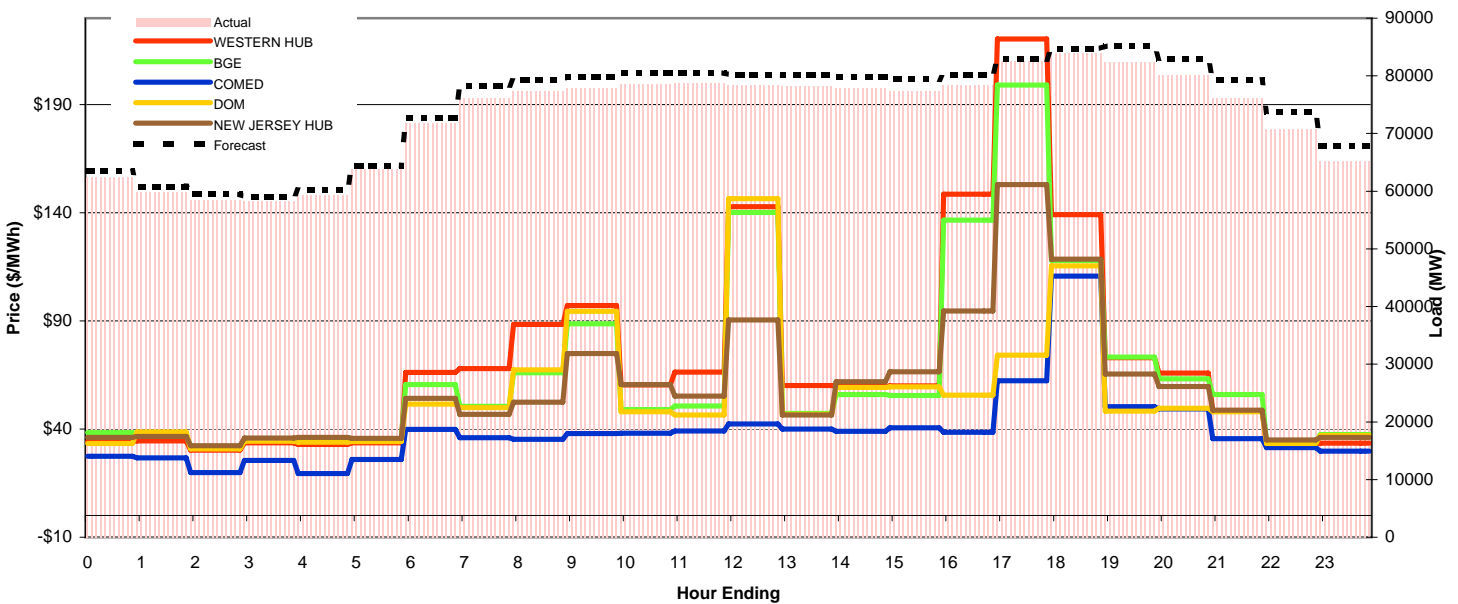
Day-Ahead Prices and Forecast Load

	HE1	HE2	HE3	HE4	HE5	HE6	HE7	HE8	HE9	HE10	HE11	HE12	HE13	HE14	HE15	HE16	HE17	HE18	HE19	HE20	HE21	HE22	HE23	HE24	avg all/peak
WESTERN HUB	39.70	38.13	36.74	37.36	38.64	41.07	53.85	70.13	74.00	77.11	76.81	71.49	67.79	63.31	58.70	56.33	60.69	82.57	91.41	71.26	69.87	60.23	43.45	37.37	59 / 68
BGE	44.074	41.792	39.543	39.876	41.735	45.758	60.721	74.233	79.135	83.357	83.121	79.753	74.837	71.351	64.89	62.31	68.177	94.291	103.92	73.406	76.666	67.319	48.577	40.969	65 / 75
COMED	14.518	4.9016	-0.276	-0.429	-0.319	0.7923	23.947	39.576	40.019	40.621	42.812	40.771	39.34	38.208	37.139	36.743	38.164	47.637	54.543	44.327	40.738	36.661	33.135	25.847	30 / 41
DOM	35.147	31.878	32.228	33.769	36.281	40.019	62.005	54.115	54.089	55.623	59.49	57.536	54.076	51.028	49.905	49.134	53.916	73.65	69.318	54.6	57.301	48.973	40.836	38.374	50 / 55
NEW JERSEY HUB	41.68	39.84	38.57	39.29	40.61	43.23	61.06	62.92	65.29	68.95	72.84	72.72	70.66	68.25	65.20	63.09	66.93	89.51	85.98	69.14	65.08	57.74	49.10	39.97	60 / 68
DA Forecast	63.4	60.8	59.5	59.1	60.1	64.4	72.7	78.2	79.4	79.8	80.4	80.5	80.3	80.1	79.7	79.4	80.2	82.9	84.7	85.2	83.0	79.3	73.8	67.9	75 / 80



Preliminary Real-Time Prices with Forecasted and Actual System Load

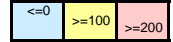
	HE1	HE2	HE3	HE4	HE5	HE6	HE7	HE8	HE9	HE10	HE11	HE12	HE13	HE14	HE15	HE16	HE17	HE18	HE19	HE20	HE21	HE22	HE23	HE24	avg all/peak
WESTERN HUB	34.22	34.50	30.25	33.62	32.90	33.60	66.23	67.96	88.37	97.09	60.47	66.32	142.88	60.18	59.76	60.02	148.62	220.32	139.15	73.06	65.90	48.61	33.22	33.47	72 / 89
BGE	38.318	37.548	31.418	34.968	34.534	34.875	60.646	50.449	66.122	88.655	49.046	50.689	140.24	47.331	56.052	55.619	136.64	199.07	117.94	73.234	63.242	56.044	34.048	37.553	66 / 80
COMED	27.395	26.623	19.876	25.519	19.471	25.922	39.918	36.005	35.283	37.881	38.017	39.058	42.352	40.076	39.017	40.645	38.603	62.396	110.8	50.348	49.339	35.541	31.482	29.738	39 / 45
DOM	33.369	38.617	30.772	34.388	33.991	34.249	51.505	49.882	67.409	94.485	48.034	46.585	146.52	46.759	59.196	59.559	55.67	74.21	115.48	48.266	49.585	48.063	33.367	37.121	56 / 65
NEW JERSEY HUB	36.20	36.66	32.36	35.92	36.22	35.72	54.25	46.83	52.44	74.89	60.51	55.21	90.49	46.51	61.95	66.55	94.62	153.02	118.62	65.50	59.66	48.72	35.05	36.12	60 / 71
Percent Forecast	-1.64	-1.50	-1.68	-1.42	-1.38	-1.00	-1.30	-2.65	-2.62	-2.43	-2.32	-2.32	-2.45	-2.39	-2.41	-2.71	-2.21	-0.43	-0.94	-3.31	-3.58	-4.02	-4.41	-4.16	
RTLoad	62.422	59.93	58.51	58.229	59.325	63.807	71.784	76.145	77.342	77.941	78.613	78.673	78.339	78.253	77.836	77.291	78.482	82.515	83.94	82.465	80.116	76.207	70.67	65.209	



PJM Daily Report

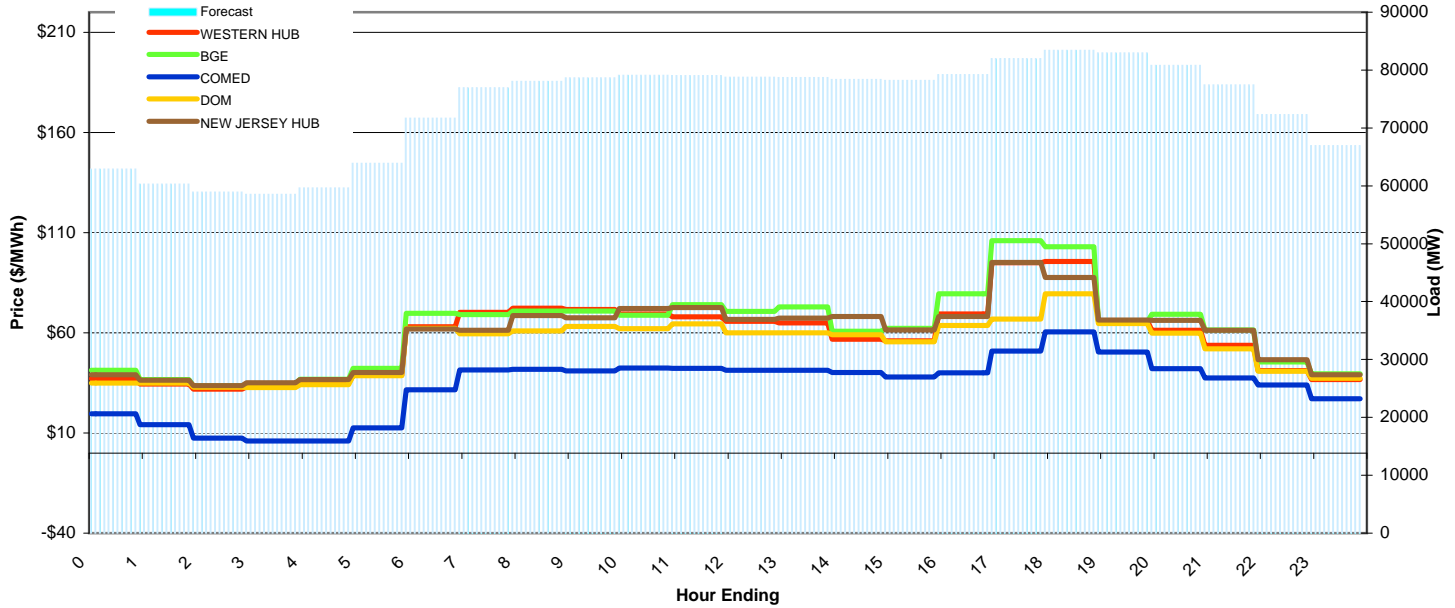
Report for: 11/6/2008

Price Color Codes:



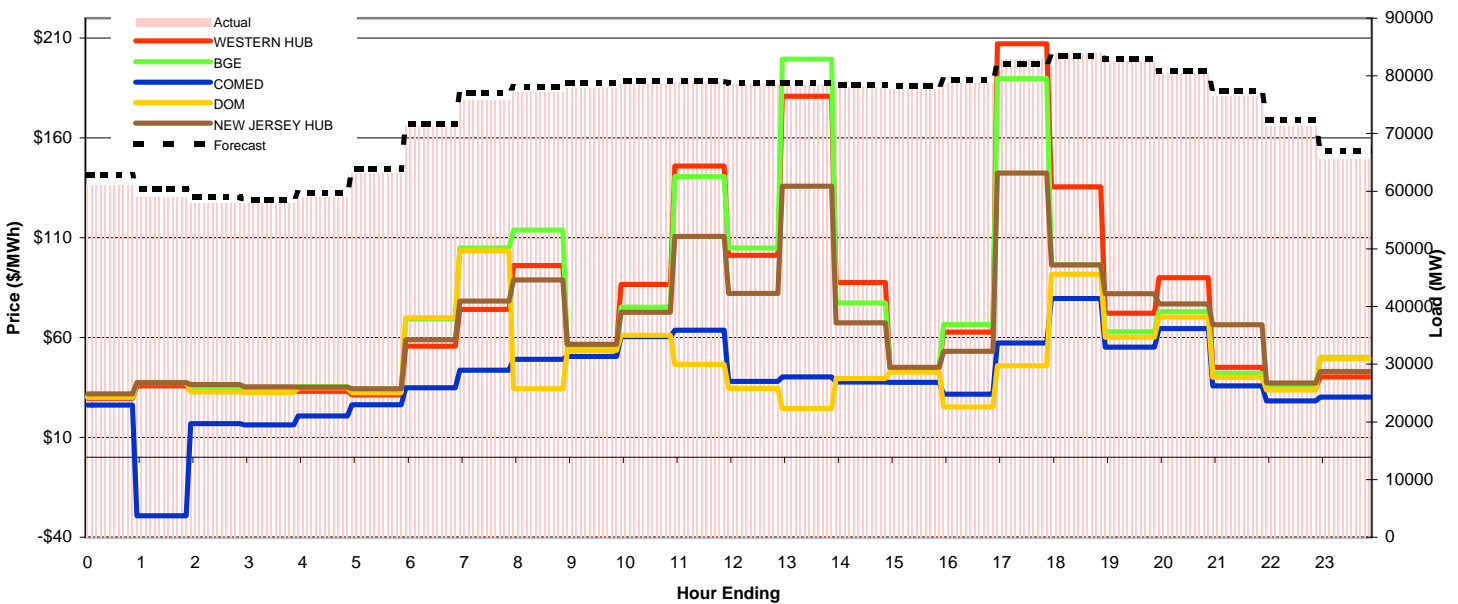
Day-Ahead Prices and Forecast Load

	HE1	HE2	HE3	HE4	HE5	HE6	HE7	HE8	HE9	HE10	HE11	HE12	HE13	HE14	HE15	HE16	HE17	HE18	HE19	HE20	HE21	HE22	HE23	HE24	avg all/peak
WESTERN HUB	37.22	34.37	31.90	32.91	34.74	38.81	63.00	70.20	72.21	71.63	69.44	68.00	65.71	65.00	56.72	56.00	69.34	95.00	95.55	66.00	61.29	53.68	41.15	36.65	58 / 67
BGE	41.254	36.581	33.42	34.522	36.794	42.185	69.77	69.15	70.893	70.796	68.7	74.053	70.633	72.89	60.778	62.275	79.452	106.05	102.95	65.58	69.203	61.484	45.472	39.526	62 / 72
COMED	19.622	14.108	7.3663	5.9947	5.9222	12.584	31.531	41.481	41.721	40.983	42.418	42.173	41.221	41.225	40.122	37.903	40.008	50.817	60.501	50.419	42.163	37.466	33.95	27.15	34 / 43
DOM	34.823	34.977	32.859	32.698	34.033	38.503	62.139	59.522	60.948	63.172	62.048	64.414	59.898	60.017	59.091	55.548	63.633	66.823	79.522	64.665	59.83	51.934	40.882	37.232	53 / 61
NEW JERSEY HUB	38.99	36.37	33.69	35.04	36.65	40.14	61.88	61.29	68.55	67.44	72.07	72.57	66.65	67.37	68.13	61.41	68.05	95.11	87.57	66.37	66.21	61.27	46.59	39.00	59 / 69
DA Forecast	62.9	60.3	58.9	58.5	59.6	63.9	71.7	76.9	78.1	78.7	79.1	79.1	78.8	78.7	78.4	78.2	79.2	82.0	83.4	83.0	80.8	77.4	72.3	66.9	74 / 79



Preliminary Real-Time Prices with Forecasted and Actual System Load

	HE1	HE2	HE3	HE4	HE5	HE6	HE7	HE8	HE9	HE10	HE11	HE12	HE13	HE14	HE15	HE16	HE17	HE18	HE19	HE20	HE21	HE22	HE23	HE24	avg all/peak
WESTERN HUB	29.50	35.80	34.41	33.29	33.09	31.40	55.62	74.05	96.09	56.02	86.62	145.93	101.18	180.85	87.67	44.93	62.72	207.24	135.55	72.25	89.97	45.17	35.10	40.33	76 / 95
BGE	30.711	37.631	35.012	34.04	35.453	32.464	69.382	104.87	113.89	54.806	75.188	140.63	104.83	199.48	77.34	44.468	66.65	189.74	96.436	62.871	72.979	42.076	35.613	50.1	75 / 93
COMED	26.248	-29.27	16.893	16.295	20.719	26.326	34.799	43.645	49.153	50.621	60.435	63.641	38.051	40.262	37.724	37.618	31.696	57.25	79.595	55.224	64.534	35.777	28.356	30.191	38 / 48
DOM	30.118	37.469	32.85	32.446	34.907	32.437	69.978	103.42	34.443	53.599	61.153	46.501	34.589	24.37	39.512	42.661	25.259	45.967	91.804	60.151	70.254	40.22	33.69	49.382	47 / 50
NEW JERSEY HUB	31.79	37.50	36.49	35.33	35.13	34.30	58.95	78.23	88.86	56.59	72.63	110.75	82.17	135.86	67.33	45.08	53.06	142.50	96.37	82.04	76.78	66.43	37.28	43.02	67 / 81
Percent Forecast	-2.89	-2.20	-1.65	-1.15	-1.09	-1.18	-0.56	-1.54	-1.07	-0.93	-0.54	-0.22	-0.37	-0.44	-0.42	-0.68	-0.55	1.18	0.72	-0.58	-0.49	-1.16	-1.42	-2.03	
RTLoad	61.125	59.018	57.982	57.867	58.999	63.158	71.308	75.77	77.258	77.943	78.695	78.899	78.507	78.398	78.088	77.716	78.806	82.979	84.002	82.49	80.423	76.545	71.274	65.603	



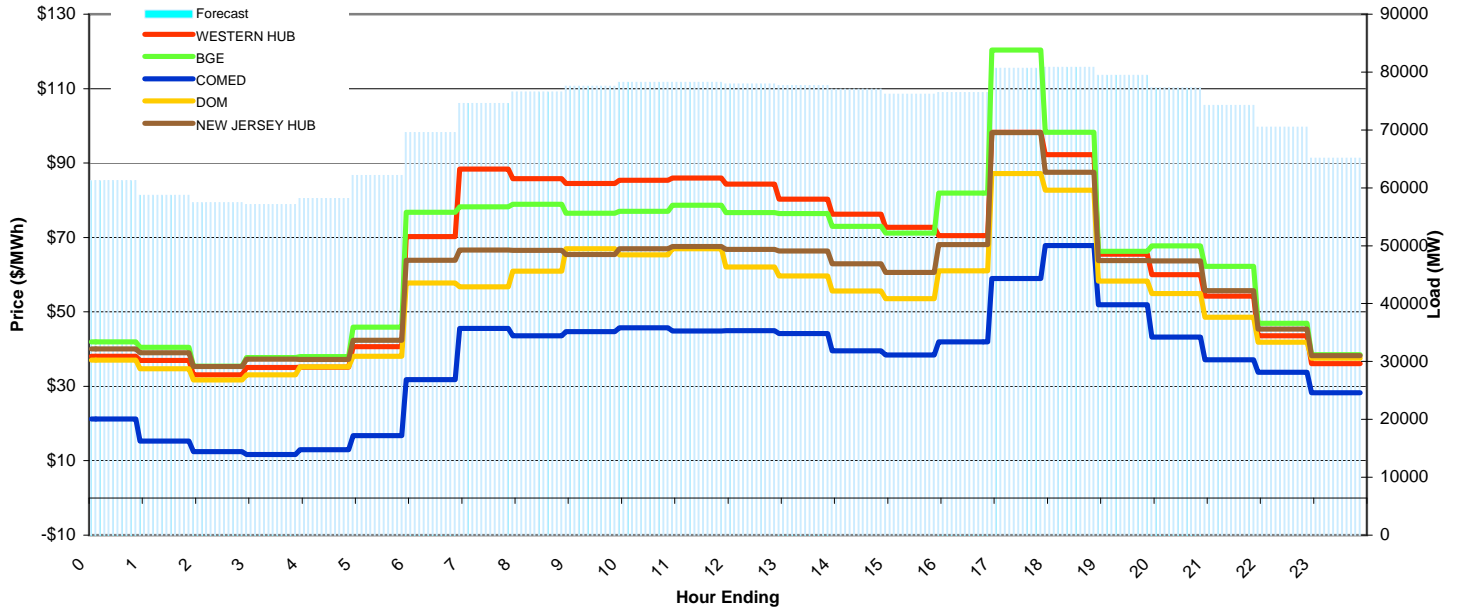
PJM Daily Report

Report for: 11/7/2008

Price Color Codes: ≤0 ≥100 ≥200

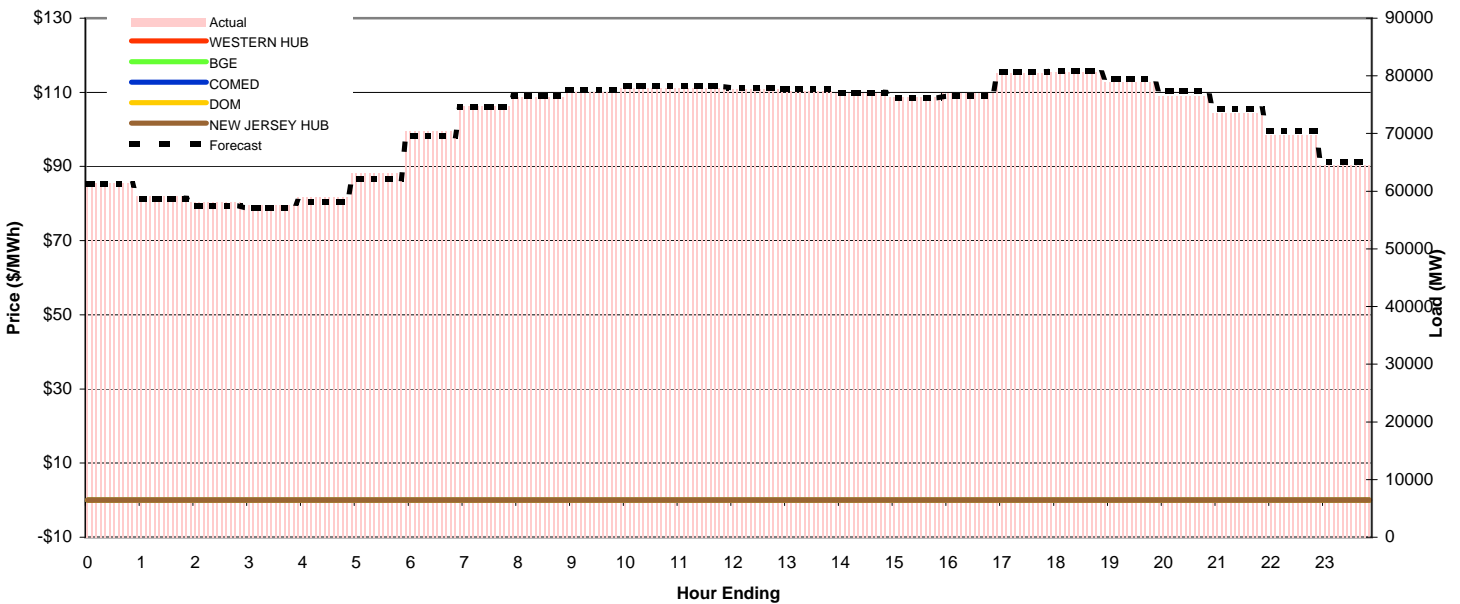
Day-Ahead Prices and Forecast Load

	HE1	HE2	HE3	HE4	HE5	HE6	HE7	HE8	HE9	HE10	HE11	HE12	HE13	HE14	HE15	HE16	HE17	HE18	HE19	HE20	HE21	HE22	HE23	HE24	avg all/peak
WESTERN HUB	38.06	36.93	33.08	35.04	35.17	40.64	70.19	88.35	85.84	84.54	85.33	86.01	84.35	80.26	76.25	72.72	70.50	98.24	92.24	65.50	60.00	54.24	43.58	36.11	65 / 77
BGE	41.927	40.447	35.382	37.766	37.971	45.881	76.761	78.221	78.922	76.511	77.049	78.653	76.687	76.4	72.95	71.215	81.9	120.4	98.23	66.264	67.73	62.221	46.931	38.514	66 / 77
COMED	21.185	15.291	12.476	11.677	12.973	16.757	31.799	45.58	43.569	44.668	45.753	44.905	44.963	44.199	39.575	38.444	41.919	58.953	67.809	51.948	43.255	37.132	33.748	28.286	37 / 45
DOM	37.075	34.728	31.68	33.07	35.238	38.049	57.73	56.755	60.923	67	65.353	67	62.035	59.674	55.654	53.567	61.042	87.143	82.7	58.268	54.952	48.52	41.84	37.586	54 / 61
NEW JERSEY HUB	40.07	39.05	35.33	37.28	37.23	42.38	63.88	66.64	66.53	65.38	66.97	67.54	66.79	66.40	62.93	60.63	68.08	98.20	87.55	63.79	63.74	55.72	45.34	38.26	59 / 67
DA Forecast	61.2	58.7	57.5	57.1	58.2	62.1	69.6	74.6	76.5	77.6	78.3	78.2	77.9	77.7	77.1	76.2	76.4	80.7	80.8	79.5	77.3	74.3	70.5	65.1	72 / 77



Preliminary Real-Time Prices with Forecasted and Actual System Load

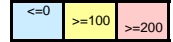
	HE1	HE2	HE3	HE4	HE5	HE6	HE7	HE8	HE9	HE10	HE11	HE12	HE13	HE14	HE15	HE16	HE17	HE18	HE19	HE20	HE21	HE22	HE23	HE24	avg all/peak
0.00	0.00	0.00	0.00	0.00	0.00	0.00	0.00	0.00	0.00	0.00	0.00	0.00	0.00	0.00	0.00	0.00	0.00	0.00	0.00	0.00	0.00	0.00	0.00	0.00	0 / 0
BGE	0	0	0	0	0	0	0	0	0	0	0	0	0	0	0	0	0	0	0	0	0	0	0	0	0 / 0
COMED	0	0	0	0	0	0	0	0	0	0	0	0	0	0	0	0	0	0	0	0	0	0	0	0	0 / 0
DOM	0	0	0	0	0	0	0	0	0	0	0	0	0	0	0	0	0	0	0	0	0	0	0	0	0 / 0
0.00	0.00	0.00	0.00	0.00	0.00	0.00	0.00	0.00	0.00	0.00	0.00	0.00	0.00	0.00	0.00	0.00	0.00	0.00	0.00	0.00	0.00	0.00	0.00	0.00	0 / 0
Percent Forecast	0.19	0.77	1.11	0.96	1.42	1.49	1.17	0.12	-0.25	-0.53	-0.42	-0.46	-0.35	-0.35	-0.18	0.17	0.70	-0.34	-0.10	-0.76	-1.05	-1.02	-1.14	-0.89	
RTLoad	61.344	59.156	58.1	57.65	58.989	63.075	70.396	74.689	76.351	77.164	77.922	77.85	77.662	77.402	76.943	76.294	76.983	80.391	80.743	78.854	76.496	73.502	69.667	64.541	



PJM Daily Report

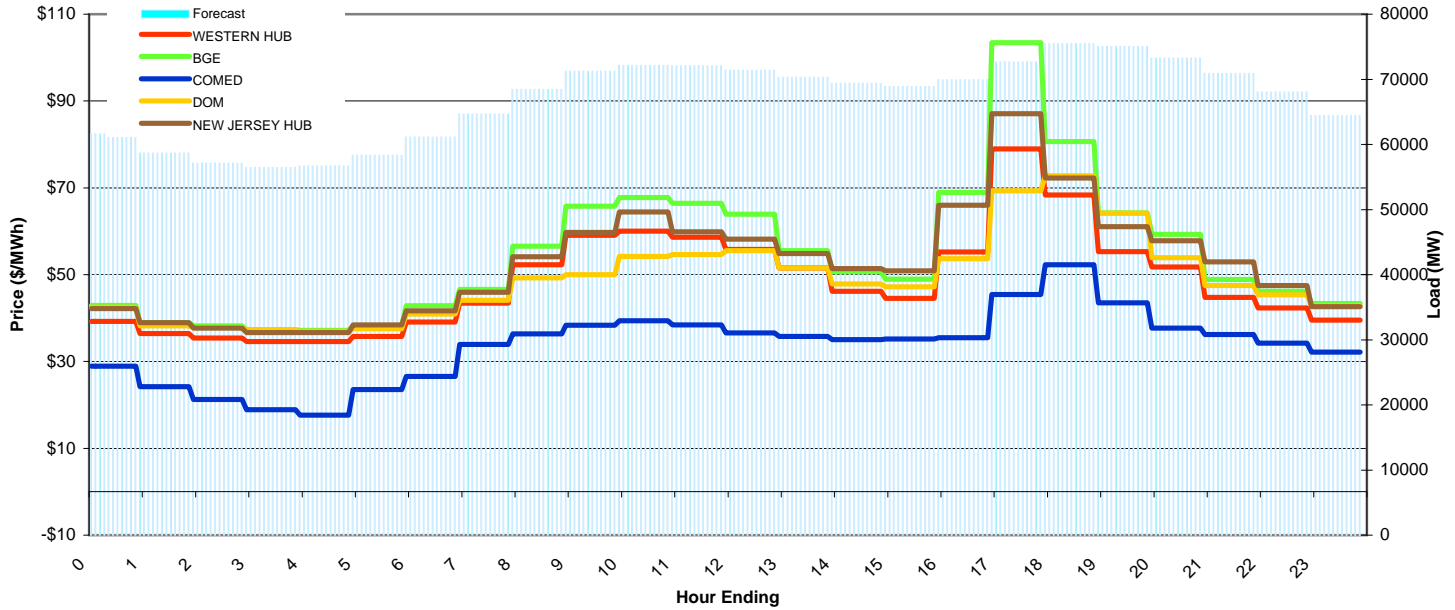
Report for: 11/8/2008

Price Color Codes:



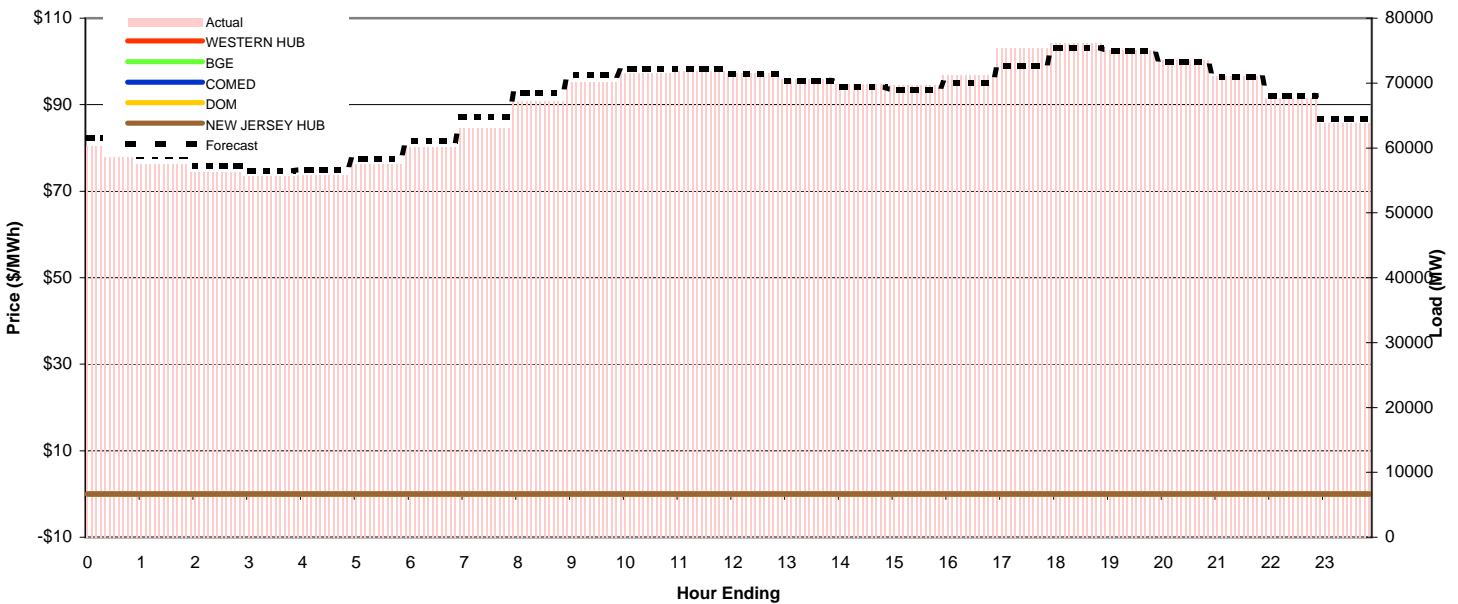
Day-Ahead Prices and Forecast Load

	HE1	HE2	HE3	HE4	HE5	HE6	HE7	HE8	HE9	HE10	HE11	HE12	HE13	HE14	HE15	HE16	HE17	HE18	HE19	HE20	HE21	HE22	HE23	HE24	avg all/peak
WESTERN HUB	39.21	36.43	35.43	34.62	34.59	35.76	39.12	43.41	52.27	59.07	60.00	58.64	55.80	51.58	46.16	44.58	55.26	79.00	68.37	55.28	51.78	44.77	42.32	39.55	48 / 54
BGE	42.921	38.914	38.188	37.336	37.18	38.176	42.828	46.638	56.584	65.765	67.758	66.431	63.954	55.526	50.649	48.94	68.934	103.42	80.65	64.201	59.27	48.917	46.195	43.345	55 / 62
COMED	28.898	24.238	21.223	18.914	17.605	23.504	26.582	33.938	36.348	38.327	39.405	38.394	36.575	35.767	35.017	35.163	35.494	45.448	52.28	43.518	37.683	36.234	34.212	32.161	34 / 38
DOM	42.469	38.179	37.815	37.226	36.939	37.519	40.911	44.133	49.262	50.022	54.166	54.617	55.534	51.525	47.884	47.212	53.671	69.316	72.813	64.165	53.905	47.459	45.325	42.85	49 / 54
NEW JERSEY HUB	42.21	38.95	37.72	36.66	36.68	38.43	41.65	45.96	54.10	59.74	64.44	59.88	58.16	54.89	51.44	50.91	65.97	87.08	72.23	61.03	57.78	52.91	47.49	42.66	52 / 59
DA Forecast	61.6	58.7	57.2	56.5	56.7	58.3	61.1	64.7	68.5	71.2	72.1	72.1	71.4	70.3	69.4	68.9	69.9	72.7	75.5	75.0	73.2	70.9	68.1	64.4	67 / 71



Preliminary Real-Time Prices with Forecasted and Actual System Load

	HE1	HE2	HE3	HE4	HE5	HE6	HE7	HE8	HE9	HE10	HE11	HE12	HE13	HE14	HE15	HE16	HE17	HE18	HE19	HE20	HE21	HE22	HE23	HE24	avg all/peak	
0.00	0.00	0.00	0.00	0.00	0.00	0.00	0.00	0.00	0.00	0.00	0.00	0.00	0.00	0.00	0.00	0.00	0.00	0.00	0.00	0.00	0.00	0.00	0.00	0.00	0 / 0	
BGE	0	0	0	0	0	0	0	0	0	0	0	0	0	0	0	0	0	0	0	0	0	0	0	0	0	0 / 0
COMED	0	0	0	0	0	0	0	0	0	0	0	0	0	0	0	0	0	0	0	0	0	0	0	0	0	0 / 0
DOM	0	0	0	0	0	0	0	0	0	0	0	0	0	0	0	0	0	0	0	0	0	0	0	0	0	0 / 0
0.00	0.00	0.00	0.00	0.00	0.00	0.00	0.00	0.00	0.00	0.00	0.00	0.00	0.00	0.00	0.00	0.00	0.00	0.00	0.00	0.00	0.00	0.00	0.00	0.00	0.00	0 / 0
Percent Forecast	-2.23	-1.90	-1.68	-1.27	-1.44	-1.44	-1.57	-2.53	-1.82	-1.53	-0.84	-0.30	0.26	0.49	0.53	1.09	1.74	3.66	0.87	0.06	0.32	0.27	-0.52	-0.89		
RTLload	60.269	57.58	56.228	55.745	55.885	57.517	60.187	63.09	67.244	70.173	71.529	71.871	71.566	70.688	69.776	69.65	71.168	75.46	76.136	75.069	73.487	71.104	67.725	63.834		



PJM Daily Report

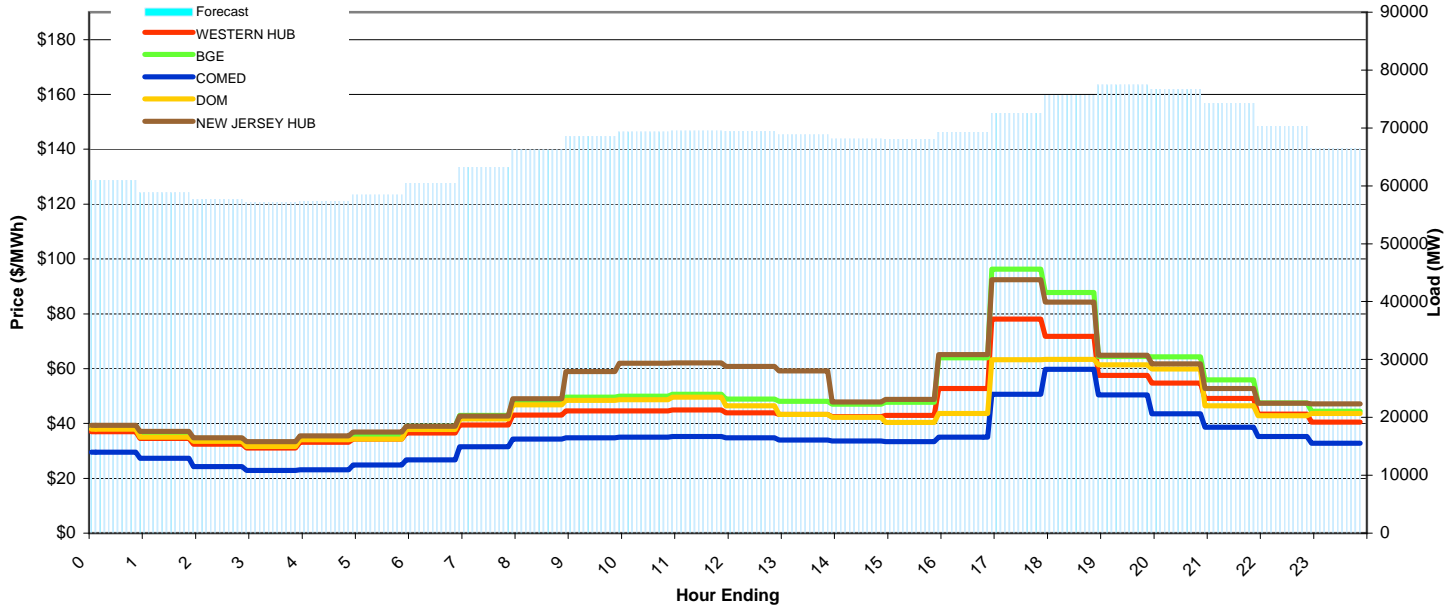
Report for: 11/9/2008

Price Color Codes:

≤0	≥100	≥200
----	------	------

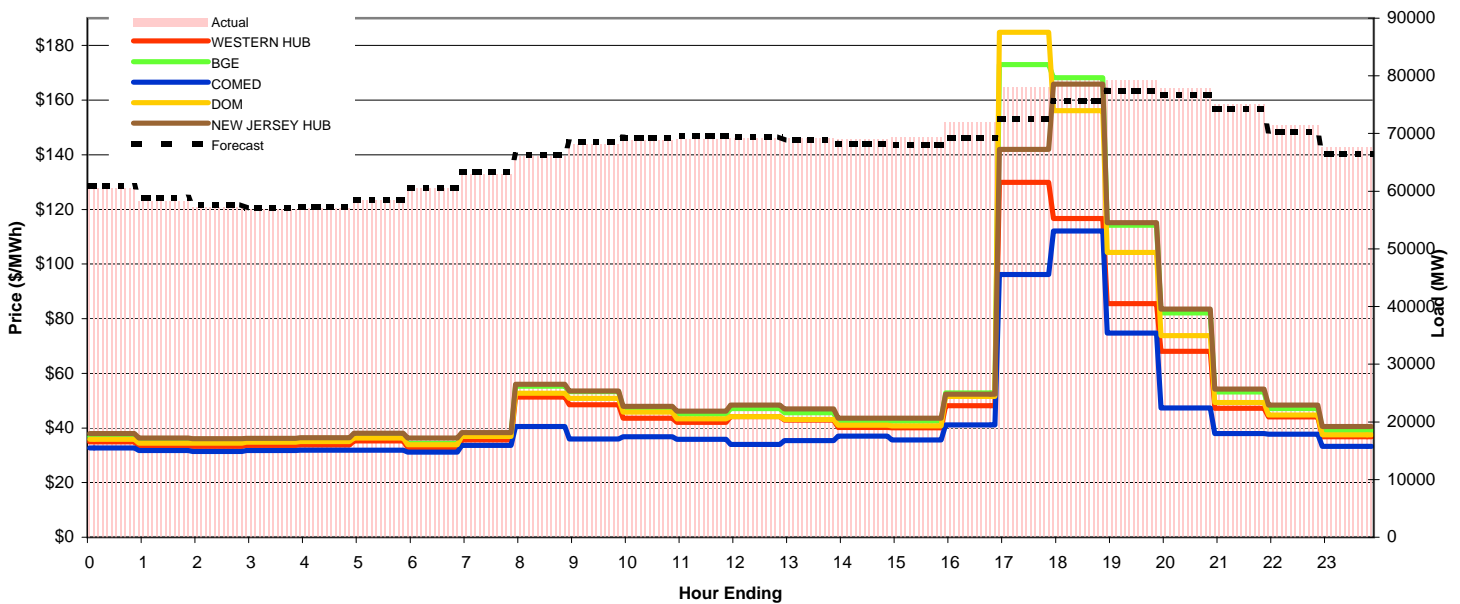
Day-Ahead Prices and Forecast Load

	HE1	HE2	HE3	HE4	HE5	HE6	HE7	HE8	HE9	HE10	HE11	HE12	HE13	HE14	HE15	HE16	HE17	HE18	HE19	HE20	HE21	HE22	HE23	HE24	avg all/peak
WESTERN HUB	36.97	34.49	32.45	31.09	33.15	34.35	36.54	39.43	43.10	44.56	44.54	44.95	43.93	43.30	42.52	42.96	52.73	78.03	71.82	57.57	54.73	49.19	43.46	40.48	45 / 50
BGE	39.214	36.341	34.591	32.777	35.15	35.896	38.945	42.952	47.823	49.624	49.927	50.685	48.905	48.121	46.996	47.714	63.982	96.242	87.746	64.365	64.307	55.851	47.508	44.42	50 / 57
COMED	29.551	27.261	24.227	22.901	23.147	24.85	26.688	31.487	34.353	34.768	34.967	35.187	34.81	33.992	33.604	33.419	35.017	50.627	59.707	50.407	43.488	38.58	35.218	32.828	35 / 39
DOM	37.902	35.027	33.527	31.665	34.023	34.324	37.849	41.703	46.746	48.386	48.684	49.607	46.487	43.269	42.222	40.422	43.688	63.202	63.341	61.426	59.816	46.392	42.834	43.64	45 / 49
NEW JERSEY HUB	39.36	37.07	34.83	33.34	35.51	36.86	38.94	42.68	48.97	58.93	61.95	62.06	60.75	59.21	47.90	48.78	65.17	92.45	84.30	64.86	61.72	52.78	47.41	47.14	53 / 60
DA Forecast	61.0	58.8	57.7	57.1	57.3	58.4	60.5	63.2	66.2	68.5	69.3	69.5	69.4	68.8	68.1	68.0	69.3	72.6	75.7	77.5	76.7	74.2	70.3	66.5	67 / 70



Preliminary Real-Time Prices with Forecasted and Actual System Load

	HE1	HE2	HE3	HE4	HE5	HE6	HE7	HE8	HE9	HE10	HE11	HE12	HE13	HE14	HE15	HE16	HE17	HE18	HE19	HE20	HE21	HE22	HE23	HE24	avg all/peak
WESTERN HUB	34.85	33.44	33.28	33.58	33.78	35.26	32.83	35.64	51.31	48.49	43.53	42.05	44.13	42.88	40.18	40.09	48.17	129.95	116.64	85.57	68.09	47.17	44.03	36.81	50 / 58
BGE	36.736	35.219	35.065	35.32	35.568	37.285	34.308	37.567	55.237	53.274	47.243	45.127	47.145	45.565	42.435	42.474	52.814	172.96	168.17	114.23	82.165	53.162	47.114	39.11	58 / 69
COMED	32.697	31.803	31.394	31.689	31.838	31.905	31.134	33.591	40.546	35.975	36.746	35.821	33.929	35.414	37.008	35.615	41.075	96.202	112.14	74.775	47.289	37.928	37.721	33.315	43 / 48
DOM	35.788	34.487	34.435	34.762	35.017	36.349	33.891	36.841	52.752	50.897	45.76	43.345	44.132	43.111	40.994	40.728	51.56	184.88	156.15	104.28	73.836	49.347	44.748	37.476	56 / 66
NEW JERSEY HUB	37.94	36.31	36.04	36.21	36.40	38.08	36.29	38.32	56.05	53.57	47.95	46.16	48.42	46.95	43.55	43.60	52.41	141.93	165.87	115.16	83.51	54.27	48.42	40.59	58 / 68
Percent Forecast	-0.66	-0.98	-0.75	-0.33	-0.48	0.15	0.06	-0.57	-0.38	-0.61	-0.68	-0.69	-0.24	0.41	1.19	1.96	3.74	6.98	5.08	2.16	1.50	1.17	1.69	1.66	
RTLoad	60.55	58.273	57.238	56.933	57.065	58.504	60.53	62.891	65.984	68.129	68.837	69.024	69.228	69.119	68.946	69.404	71.939	78.038	79.757	79.173	77.869	75.101	71.478	67.601	



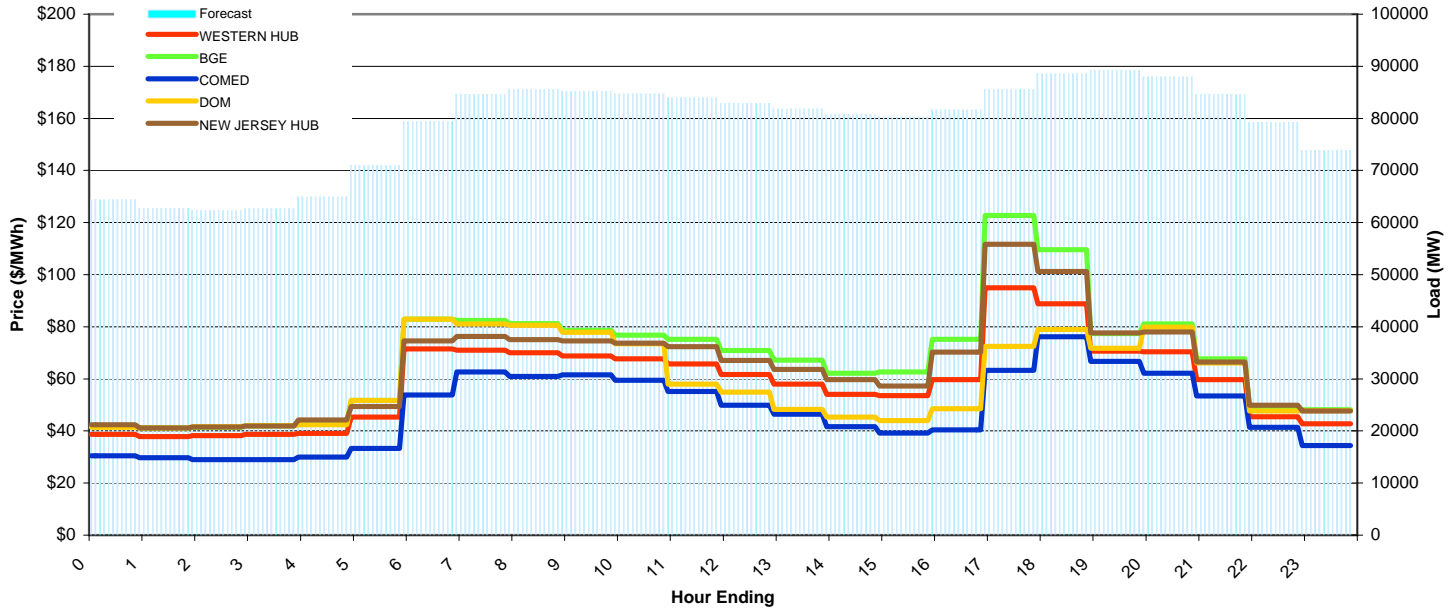
PJM Daily Report

Report for: 11/10/2008

Price Color Codes: ≤0 >=100 >=200

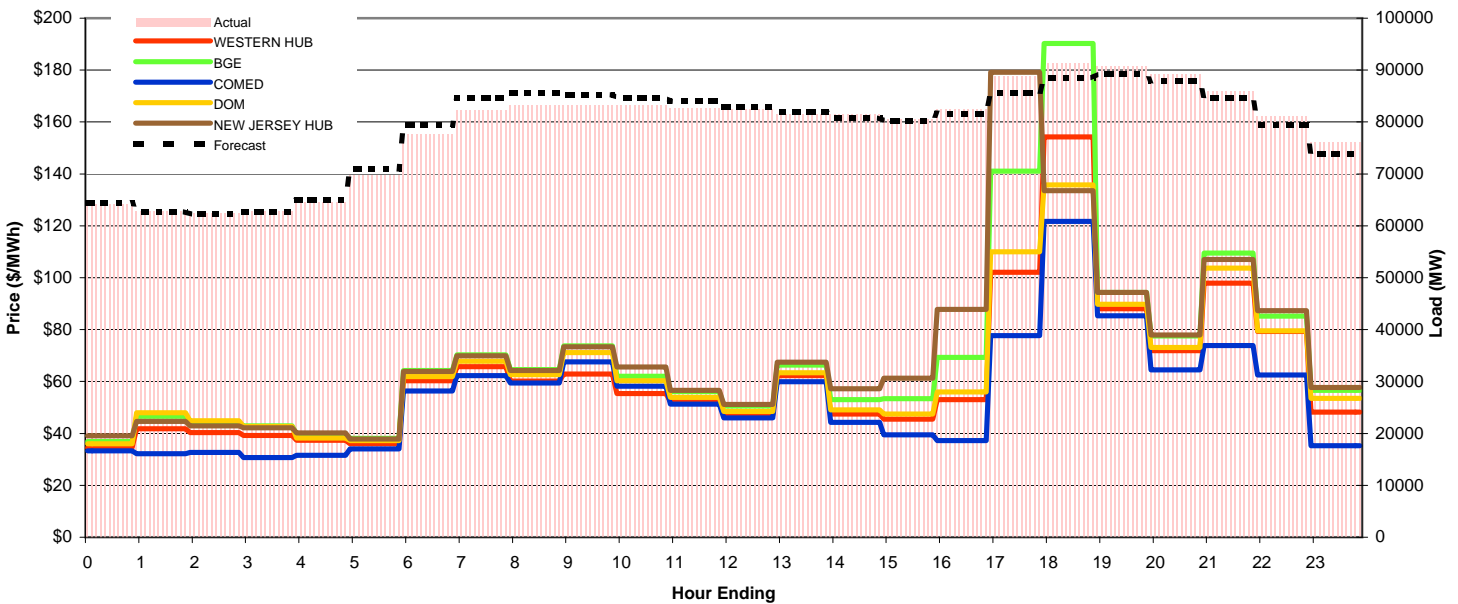
Day-Ahead Prices and Forecast Load

	HE1	HE2	HE3	HE4	HE5	HE6	HE7	HE8	HE9	HE10	HE11	HE12	HE13	HE14	HE15	HE16	HE17	HE18	HE19	HE20	HE21	HE22	HE23	HE24	avg all/peak
WESTERN HUB	38.71	37.87	38.17	38.64	39.02	45.30	71.46	71.00	69.99	68.76	67.69	65.77	61.69	58.00	54.00	53.62	59.71	95.00	88.84	70.65	70.44	59.72	45.50	42.77	59 / 66
BGE	42.066	41.178	41.454	42.043	42.579	51.771	82.889	82.427	81.209	78.57	76.762	75.195	70.927	67.242	62.139	62.689	75.133	122.7	109.56	77.357	81.129	67.685	49.157	48.153	68 / 77
COMED	30.417	29.719	29.026	29.026	29.934	33.278	53.81	62.618	60.916	61.511	59.498	55.215	49.828	46.462	41.642	39.186	40.393	63.241	76.13	66.708	62.186	53.407	41.405	34.431	48 / 55
DOM	41.43	41.208	41.599	41.961	42.372	51.718	82.957	81.13	80.618	77.893	73.438	57.983	54.889	48.339	45.379	43.969	48.516	72.479	78.99	71.733	79.856	66.15	47.646	47.771	59 / 64
NEW JERSEY HUB	42.38	41.20	41.51	41.95	44.18	49.43	74.55	76.25	75.09	74.62	73.76	72.31	67.10	63.59	59.67	57.20	70.21	111.67	101.25	77.68	77.96	66.40	49.87	47.72	65 / 73
DA Forecast	64.4	62.7	62.3	62.7	65.0	70.9	79.5	84.6	85.6	85.3	84.7	83.9	82.8	81.8	80.8	80.3	81.6	85.6	88.6	89.3	88.0	84.6	79.3	73.9	79 / 84



Preliminary Real-Time Prices with Forecasted and Actual System Load

	HE1	HE2	HE3	HE4	HE5	HE6	HE7	HE8	HE9	HE10	HE11	HE12	HE13	HE14	HE15	HE16	HE17	HE18	HE19	HE20	HE21	HE22	HE23	HE24	avg all/peak
WESTERN HUB	34.50	41.83	40.32	39.20	37.39	36.01	60.31	65.74	60.21	62.87	55.31	52.40	47.25	62.22	47.51	45.55	53.02	102.13	154.30	88.01	71.89	97.93	79.33	48.19	62 / 72
BGE	36.849	46.646	44.194	42.951	39.708	38.074	64.187	70.25	64.586	73.676	62.044	56.108	50.566	66.359	53.078	53.35	69.342	141.1	190.26	94.277	77.535	109.46	85.175	56.548	70 / 82
COMED	33.315	32.204	32.654	30.758	31.568	34.044	56.304	62.274	59.431	67.586	58.26	51.276	46.028	59.891	44.226	39.459	37.19	77.671	121.64	85.372	64.5	73.835	62.512	35.212	54 / 63
DOM	35.966	47.981	44.927	42.661	38.22	37.193	61.924	67.879	62.594	71.207	60.286	53.928	48.449	63.425	49.105	47.489	56.016	109.94	135.81	89.794	73.062	103.68	79.578	53.564	64 / 73
NEW JERSEY HUB	39.08	44.62	42.91	42.22	40.17	37.89	63.91	69.91	64.24	73.40	65.58	56.54	51.13	67.44	57.26	61.26	87.85	179.13	133.51	94.38	77.92	107.06	87.27	57.70	71 / 83
Percent Forecast	-0.24	0.09	0.13	0.38	-0.56	-1.71	-2.35	-2.94	-2.84	-2.47	-1.86	-1.69	-0.52	-0.34	0.98	0.34	0.98	3.64	3.07	1.57	1.42	1.67	2.30	2.95	
RTLoad	64.235	62.779	62.376	62.916	64.596	69.73	77.627	82.23	83.242	83.207	83.159	82.549	82.413	81.571	81.555	80.53	82.438	88.839	91.362	90.689	89.245	86.026	81.189	76.108	



PJM Daily Report

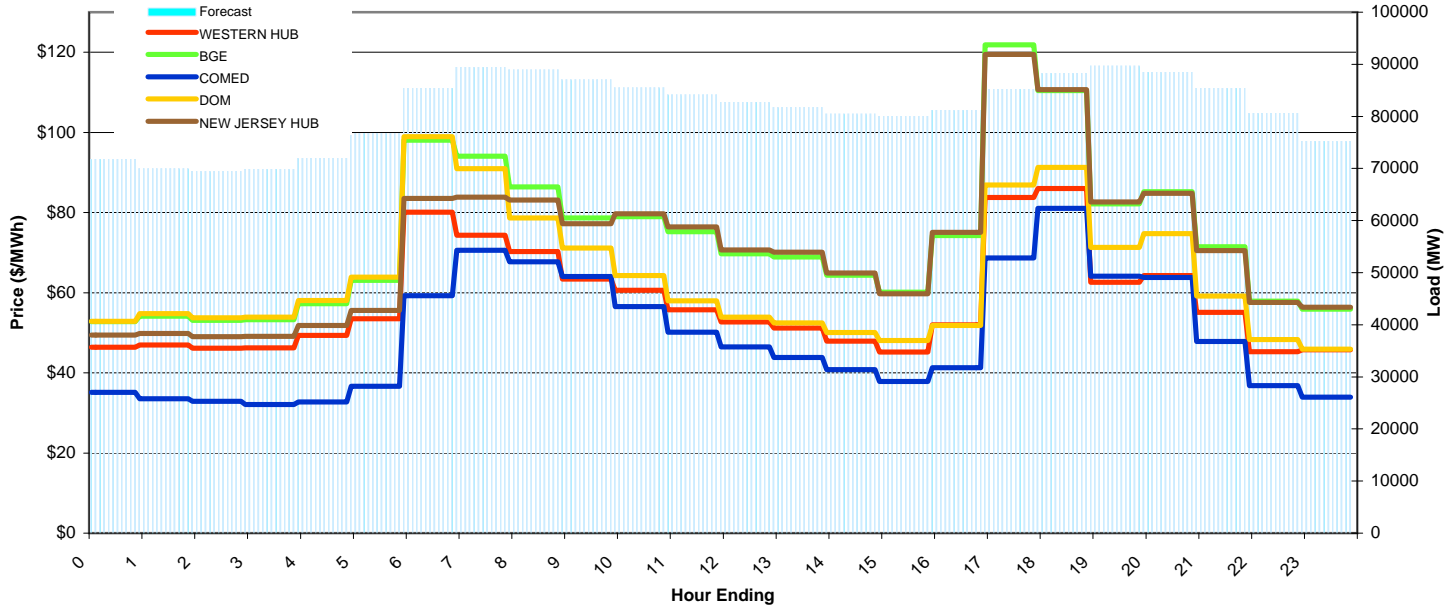
Report for: 11/11/2008

Price Color Codes:

≤0	>=100	>=200
----	-------	-------

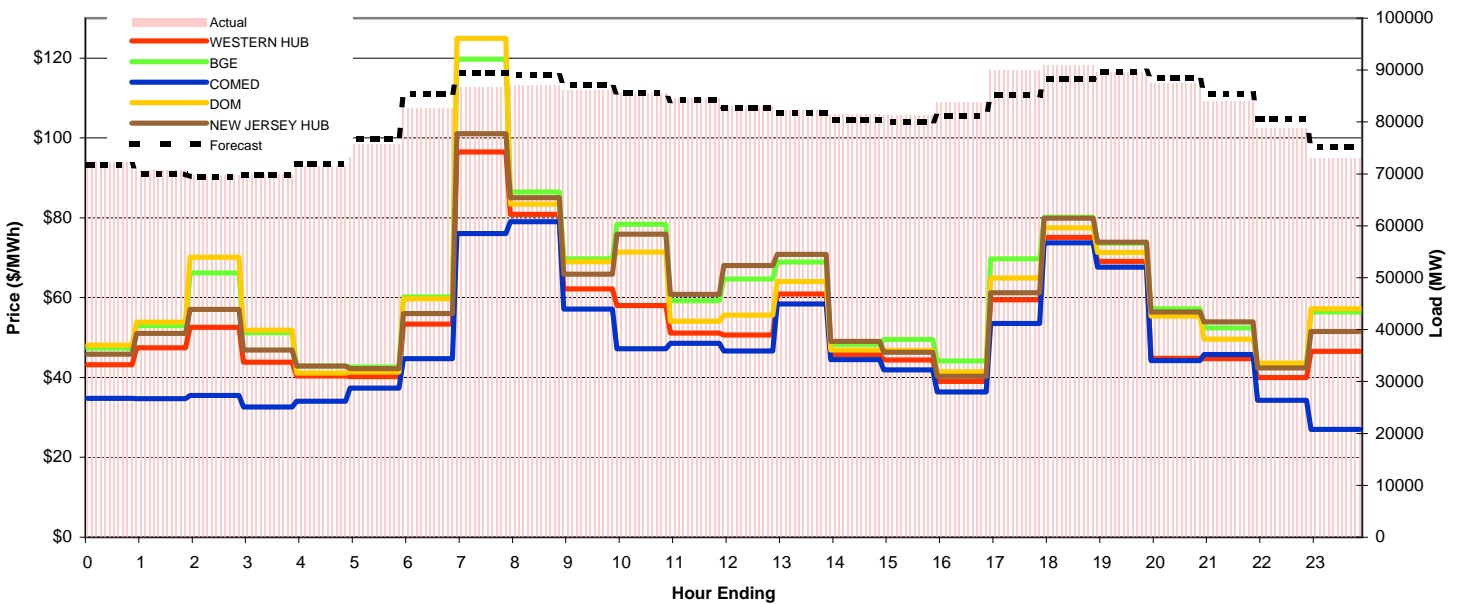
Day-Ahead Prices and Forecast Load

	HE1	HE2	HE3	HE4	HE5	HE6	HE7	HE8	HE9	HE10	HE11	HE12	HE13	HE14	HE15	HE16	HE17	HE18	HE19	HE20	HE21	HE22	HE23	HE24	avg all/peak
WESTERN HUB	46.41	46.97	46.16	46.22	49.31	53.49	80.06	74.35	70.27	63.42	60.58	55.77	52.69	51.16	47.91	45.17	52.01	83.75	85.97	62.64	64.26	55.07	45.32	45.79	58 / 61
BGE	52.799	54.162	53.135	53.291	57.269	63.086	98.037	94.087	86.44	78.661	78.967	75.185	69.683	68.893	64.327	60.095	74.259	121.86	110.42	82.129	85.24	71.483	57.909	55.874	74 / 80
COMED	35.095	33.551	32.926	32.106	32.732	36.656	59.258	70.591	67.715	64.029	56.567	50.139	46.513	43.877	40.805	37.824	41.319	68.644	81.023	64.145	63.8	47.809	36.813	33.955	49 / 55
DOM	52.852	54.788	53.74	53.923	58.054	63.906	98.94	90.932	78.663	71.128	64.267	57.956	53.938	52.436	50.03	48.09	51.791	86.846	91.283	71.338	74.714	59.135	48.272	45.933	64 / 66
NEW JERSEY HUB	49.45	49.86	49.03	49.08	51.86	55.56	83.54	83.85	83.14	77.25	79.73	76.38	70.69	70.14	64.91	59.77	75.09	119.45	110.68	82.66	84.80	70.47	57.59	56.40	71 / 79
DA Forecast	71.8	70.0	69.4	69.8	72.0	76.8	85.5	89.5	89.0	87.1	85.5	84.1	82.7	81.7	80.5	80.0	81.2	85.2	88.3	89.7	88.5	85.4	80.6	75.2	81 / 85



Preliminary Real-Time Prices with Forecasted and Actual System Load

	HE1	HE2	HE3	HE4	HE5	HE6	HE7	HE8	HE9	HE10	HE11	HE12	HE13	HE14	HE15	HE16	HE17	HE18	HE19	HE20	HE21	HE22	HE23	HE24	avg all/peak
WESTERN HUB	43.18	47.42	52.57	43.87	40.43	40.22	53.39	96.46	80.90	62.21	58.05	51.16	50.69	60.94	45.73	44.39	39.02	59.50	75.09	69.11	44.78	44.71	39.99	46.58	54 / 58
BGE	47.353	52.994	66.176	51.185	42.845	42.642	60.21	119.74	86.453	69.69	78.403	59.219	64.681	68.926	48.32	49.549	44.173	69.713	80.165	73.694	57.258	52.405	43.388	56.393	62 / 67
COMED	34.763	34.696	35.485	32.601	34.064	37.389	44.722	76.06	78.996	57.124	47.186	48.602	46.675	58.445	44.493	41.947	36.389	53.531	73.704	67.672	44.256	45.773	34.338	27.012	47 / 53
DOM	48.088	53.837	70.158	51.826	41.115	41.358	59.741	124.97	83.427	68.968	71.386	54.139	55.615	64.015	46.861	46.813	41.452	64.905	77.497	71.302	55.361	49.637	43.639	57.191	60 / 64
NEW JERSEY HUB	45.84	51.04	57.03	46.91	42.85	42.23	56.05	101.07	85.07	65.86	75.92	60.84	68.04	70.82	49.04	46.30	40.32	61.23	79.89	73.86	56.41	53.91	42.36	51.50	59 / 64
Percent Forecast	0.75	0.97	0.57	0.02	-0.71	-1.49	-3.31	-3.19	-2.20	-0.99	-0.07	0.46	0.42	0.62	1.21	1.64	3.10	5.32	2.93	-0.11	-1.13	-1.78	-2.42	-2.93	
RTLoad	72.296	70.649	69.815	69.834	71.467	75.657	82.728	86.695	87.061	86.207	85.474	84.527	83.045	82.18	81.451	81.295	83.747	89.98	91.014	89.601	87.525	83.913	78.742	73.015	



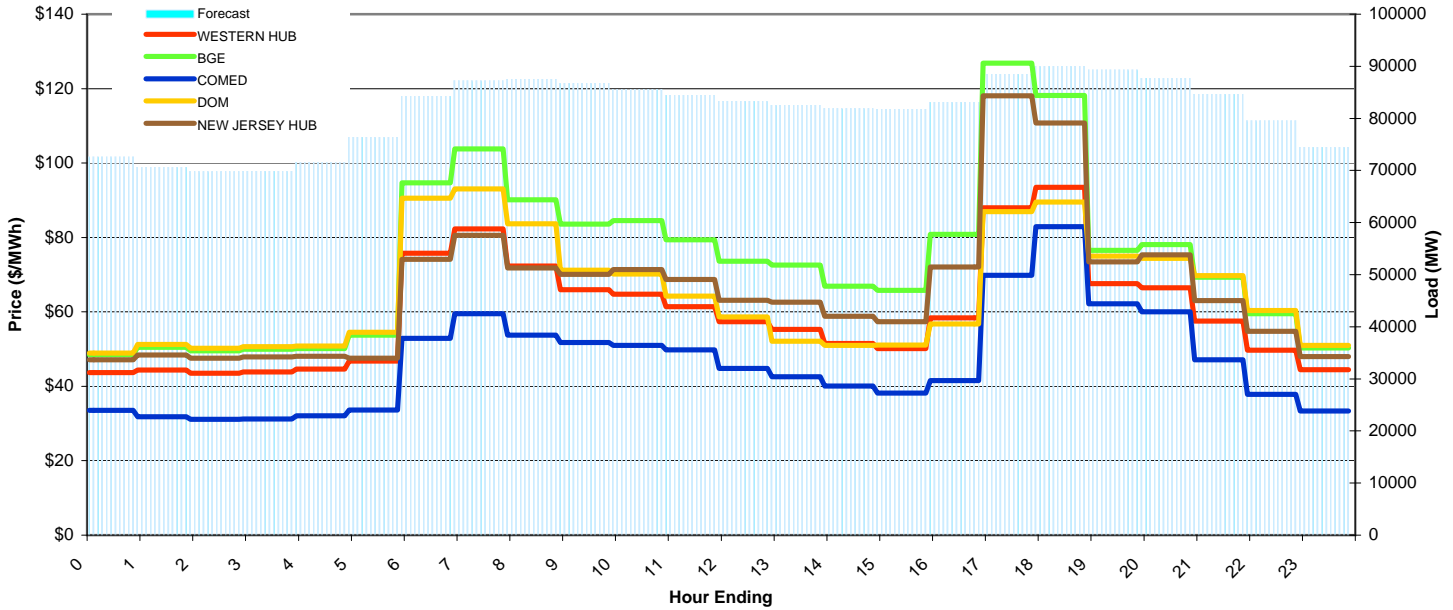
PJM Daily Report

Report for: 11/12/2008

Price Color Codes: ≤0 ≥100 ≥200

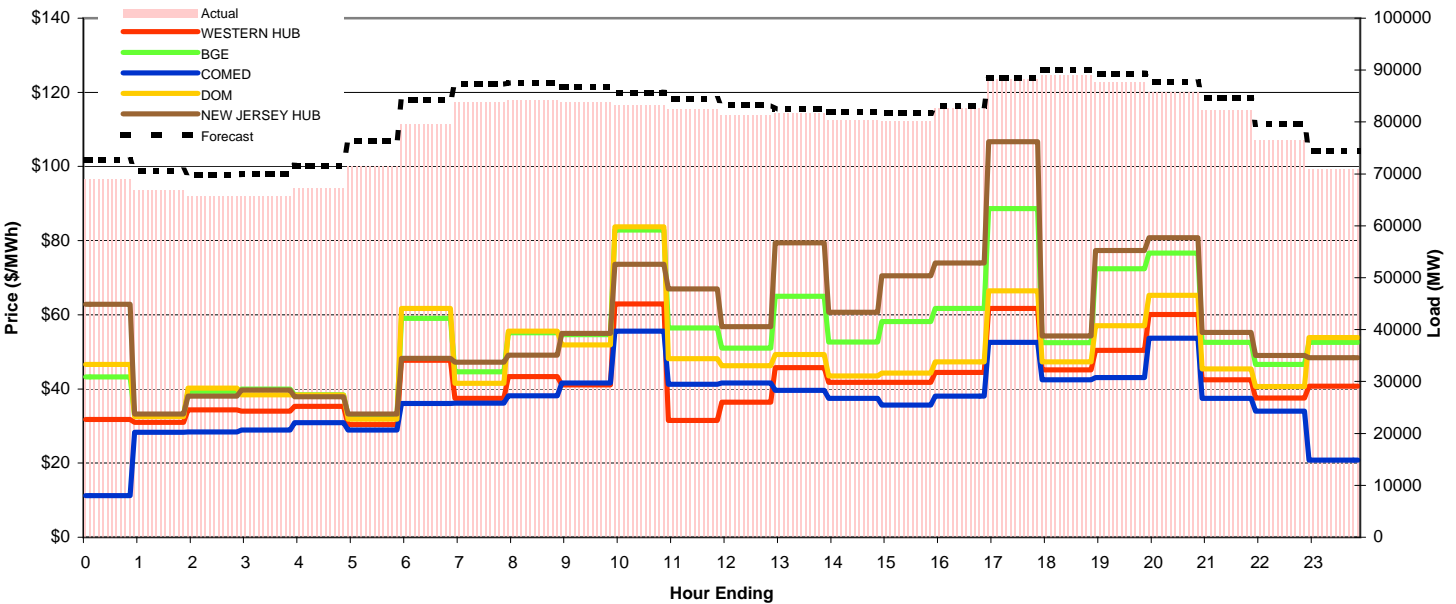
Day-Ahead Prices and Forecast Load

	HE1	HE2	HE3	HE4	HE5	HE6	HE7	HE8	HE9	HE10	HE11	HE12	HE13	HE14	HE15	HE16	HE17	HE18	HE19	HE20	HE21	HE22	HE23	HE24	avg all/peak
WESTERN HUB	43.73	44.37	43.54	43.85	44.60	46.81	75.76	82.32	72.32	66.00	64.73	61.37	57.39	55.27	51.50	50.15	58.41	87.97	93.44	67.58	66.50	57.54	49.71	44.49	60 / 65
BGE	48.481	50.501	49.49	49.929	50.118	53.724	94.645	103.82	90.148	83.614	84.546	79.399	73.63	72.622	66.928	65.761	80.8	126.87	118.12	76.549	78.092	69.34	59.551	50.278	74 / 83
COMED	33.5	31.805	31.158	31.222	32.091	33.629	52.901	59.507	53.771	51.747	50.955	49.81	44.801	42.574	40.032	38.201	41.564	69.8	82.861	62.209	60	47.112	37.845	33.393	46 / 52
DOM	48.94	51.264	50.243	50.665	50.829	54.51	90.528	93.005	83.712	71.23	70.158	64.262	58.665	52.12	50.984	51.051	56.756	86.963	89.547	75.015	74.349	69.764	60.35	50.982	65 / 69
NEW JERSEY HUB	47.14	48.40	47.59	47.94	48.06	47.55	74.09	80.54	71.80	70.11	71.35	68.72	63.09	62.62	58.79	57.33	72.04	118.04	110.74	73.42	75.30	63.04	54.78	47.99	66 / 73
DA Forecast	72.6	70.6	69.8	69.9	71.6	76.4	84.2	87.2	87.5	86.7	85.6	84.4	83.3	82.5	81.9	81.8	83.1	88.4	90.0	89.3	87.6	84.7	79.5	74.4	81 / 85



Preliminary Real-Time Prices with Forecasted and Actual System Load

	HE1	HE2	HE3	HE4	HE5	HE6	HE7	HE8	HE9	HE10	HE11	HE12	HE13	HE14	HE15	HE16	HE17	HE18	HE19	HE20	HE21	HE22	HE23	HE24	avg all/peak
WESTERN HUB	31.81	31.00	34.35	34.01	35.27	30.39	47.76	37.42	43.31	41.12	62.91	31.53	36.39	45.79	41.78	41.80	44.49	61.73	45.10	50.44	60.03	42.49	37.57	40.71	42 / 45
BGE	43.221	32.86	39.372	39.937	38.39	32.893	59.019	44.595	55.123	54.647	82.818	56.423	51.018	65.014	52.616	58.138	61.727	88.682	52.437	72.427	76.635	52.525	46.604	52.572	55 / 61
COMED	11.197	28.3	28.439	28.873	30.875	28.903	36.093	36.174	38.122	41.616	55.612	41.242	41.569	39.603	37.442	35.689	38.085	52.57	42.465	43.038	53.646	37.435	34.019	20.76	37 / 42
DOM	46.61	32.534	40.228	38.448	38.343	31.883	61.713	41.518	55.567	51.86	83.751	48.18	46.247	49.243	43.508	44.246	47.273	66.463	47.315	57.075	65.219	45.434	40.634	53.86	49 / 52
NEW JERSEY HUB	62.86	33.25	38.07	39.67	37.92	33.26	48.28	47.20	49.10	55.01	73.60	66.96	56.77	79.43	60.71	70.51	73.98	106.72	54.33	77.36	80.80	55.23	49.05	48.46	58 / 66
Percent Forecast	-5.18	-5.73	-6.03	-6.32	-6.60	-6.85	-5.89	-4.23	-3.99	-3.47	-2.83	-2.39	-2.35	-1.09	-1.94	-1.93	-0.60	-0.28	-1.12	-1.88	-2.09	-3.04	-4.00	-4.88	
RTLoad	69.048	66.809	65.81	65.745	67.142	71.507	79.516	83.704	84.184	83.809	83.277	82.447	81.395	81.604	80.334	80.211	82.611	88.187	89.044	87.68	85.849	82.164	76.459	70.968	



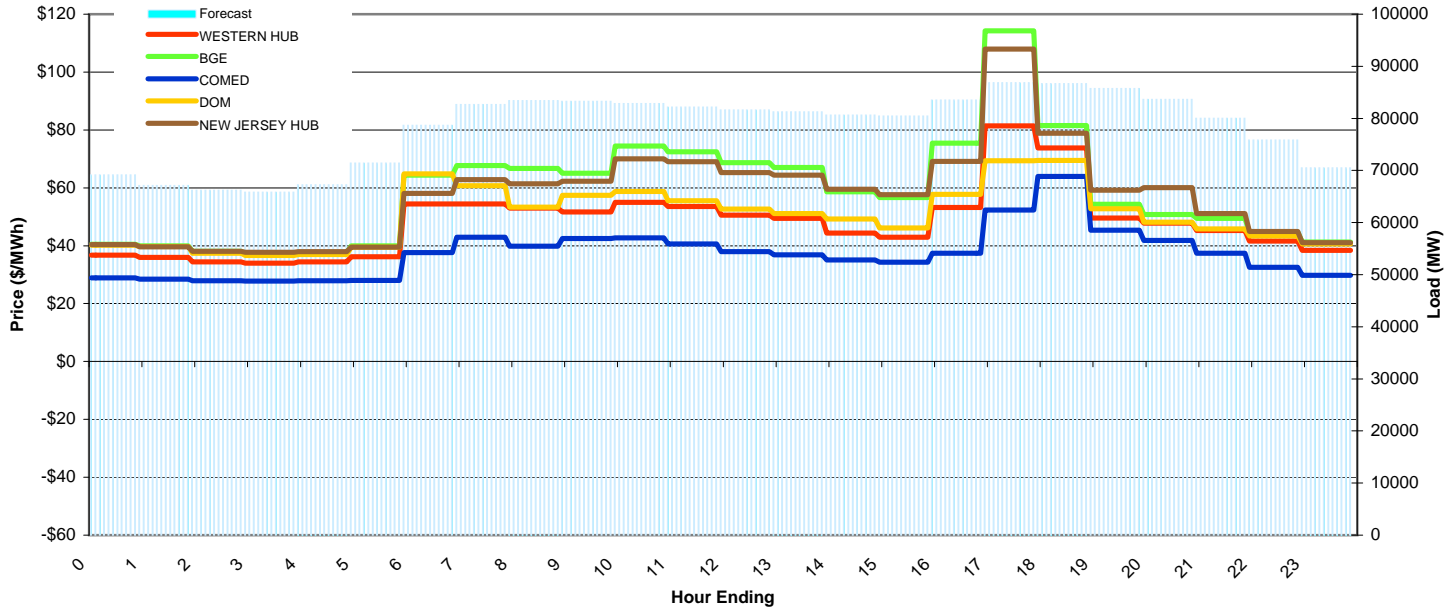
PJM Daily Report

Report for: 11/13/2008

Price Color Codes: <=0 >=100 >=200

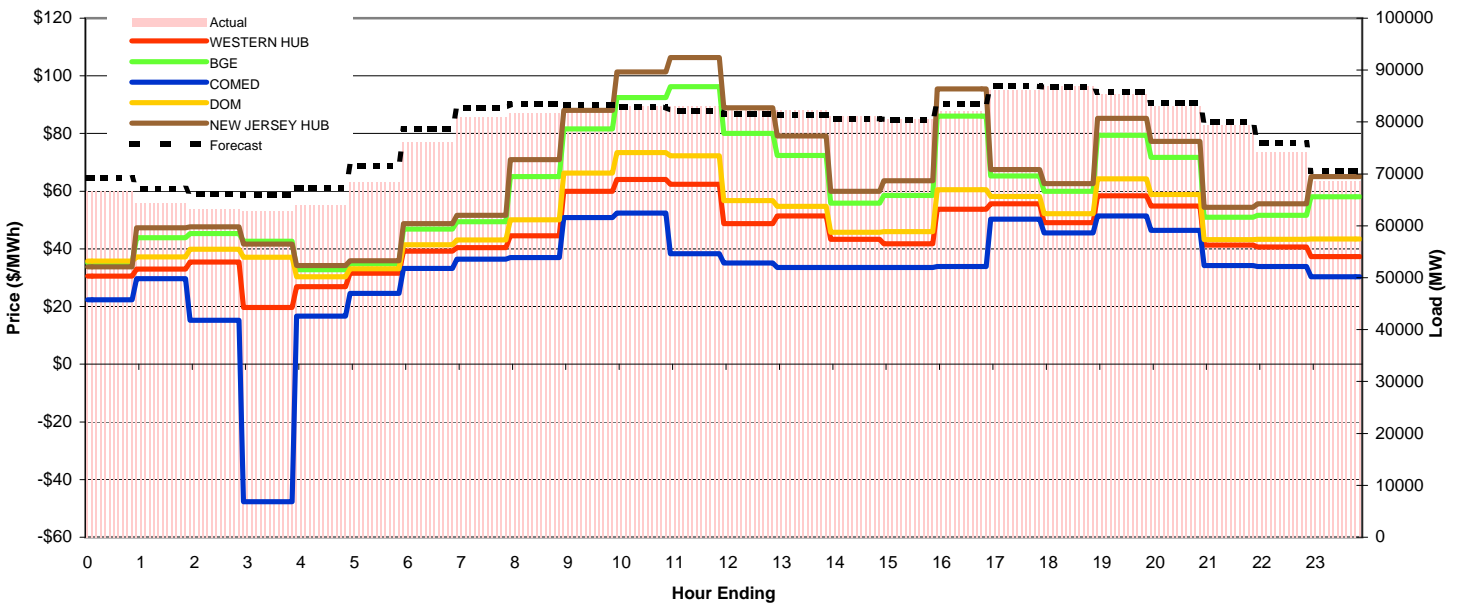
Day-Ahead Prices and Forecast Load

	HE1	HE2	HE3	HE4	HE5	HE6	HE7	HE8	HE9	HE10	HE11	HE12	HE13	HE14	HE15	HE16	HE17	HE18	HE19	HE20	HE21	HE22	HE23	HE24	avg all/peak
WESTERN HUB	36.74	35.95	34.42	33.98	34.37	36.19	54.45	54.44	52.98	51.71	54.99	53.50	50.59	49.49	44.36	42.95	53.25	81.39	73.83	49.53	47.84	45.21	41.57	38.45	48 / 53
BGE	40.536	39.984	38.024	37.459	37.662	39.928	64.351	67.657	66.657	65	74.412	72.404	68.753	67.008	58.618	56.604	75.431	114.22	81.564	54.358	50.82	49.421	44.707	41.269	59 / 67
COMED	28.92	28.426	27.905	27.807	27.895	28.039	37.591	42.951	39.88	42.458	42.716	40.567	37.969	36.835	35.11	34.296	37.387	52.368	63.928	45.397	41.795	37.415	32.569	29.755	37 / 41
DOM	40.197	39.697	37.359	36.664	36.936	39.481	64.87	60.706	53.321	57.399	58.719	55.528	52.721	51.138	49.238	46.147	57.717	69.393	69.468	52.741	48.184	45.831	43.382	40.634	50 / 54
NEW JERSEY HUB	40.40	39.61	38.11	37.77	37.91	39.51	58.13	62.84	61.45	62.31	69.98	69.02	65.29	64.37	59.52	57.62	69.19	107.99	78.90	59.16	60.07	51.09	44.96	41.06	57 / 65
DA Forecast	69.2	67.2	66.2	65.8	67.3	71.5	78.7	82.7	83.4	83.3	82.9	82.2	81.6	81.3	80.7	80.5	83.6	86.9	86.7	85.7	83.6	80.0	75.9	70.5	78 / 83



Preliminary Real-Time Prices with Forecasted and Actual System Load

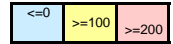
	HE1	HE2	HE3	HE4	HE5	HE6	HE7	HE8	HE9	HE10	HE11	HE12	HE13	HE14	HE15	HE16	HE17	HE18	HE19	HE20	HE21	HE22	HE23	HE24	avg all/peak
WESTERN HUB	30.53	33.00	35.42	19.66	26.85	31.50	39.21	40.46	44.49	59.99	64.03	62.40	48.72	51.45	43.31	41.80	53.72	55.67	49.12	58.43	54.84	41.29	40.67	37.37	44 / 51
BGE	35.082	43.875	45.314	42.631	32.812	34.831	46.844	49.41	65.08	81.625	92.529	96.282	80.083	72.369	55.836	58.537	86.002	65.332	59.955	79.373	71.697	50.948	51.668	58.094	61 / 70
COMED	22.364	29.636	15.209	-47.64	16.701	24.588	33.185	36.442	36.958	50.857	52.389	38.282	35.125	33.52	33.561	33.557	33.913	50.337	45.503	51.471	46.443	34.256	33.861	30.363	32 / 40
DOM	35.738	37.244	39.898	37.118	30.297	33.108	41.437	43.089	50.134	66.289	73.393	72.232	56.751	54.735	45.764	46.027	60.516	58.175	52.153	64.265	58.864	43.25	43.316	43.479	49 / 56
NEW JERSEY HUB	33.74	47.35	47.68	41.68	34.26	35.92	48.81	51.68	70.90	88.06	101.37	106.40	88.93	79.21	59.99	63.59	95.49	67.50	62.62	85.29	77.24	54.46	55.62	65.02	65 / 76
Percent Forecast	-3.65	-4.23	-4.72	-4.84	-5.30	-4.49	-3.32	-2.06	-1.95	-1.11	0.30	0.93	1.28	1.17	0.58	0.13	-1.71	-0.81	0.22	-0.42	-0.79	-0.68	-2.25	-2.78	
RTLoad	66.732	64.441	63.218	62.803	63.903	68.387	76.165	81.037	81.81	82.362	83.111	82.984	82.665	82.242	81.134	80.555	82.149	86.177	86.864	85.39	82.988	79.497	74.215	68.618	



PJM Daily Report

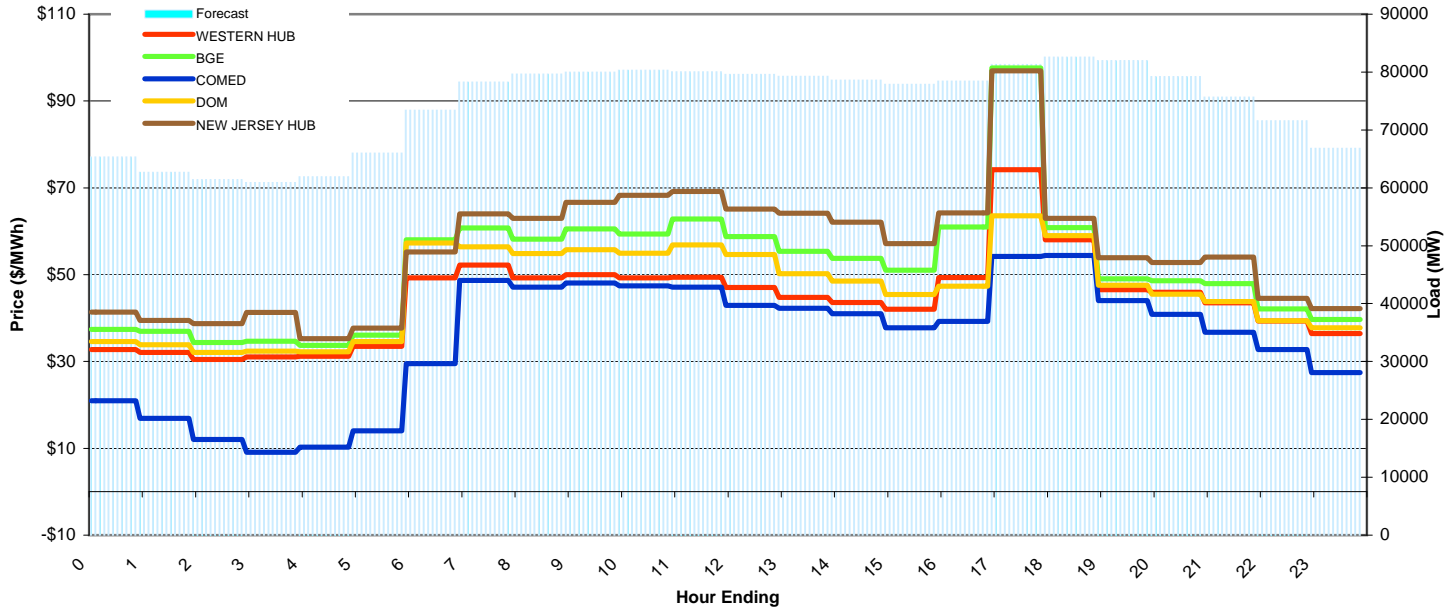
Report for: 11/14/2008

Price Color Codes:



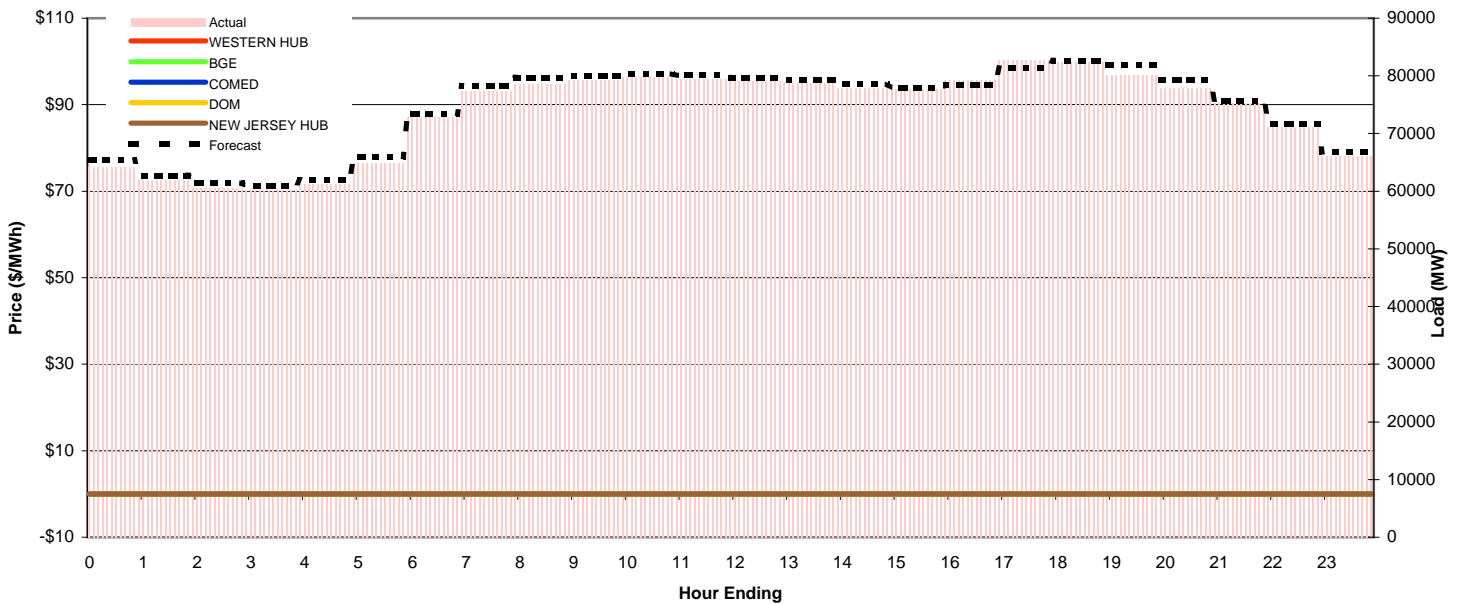
Day-Ahead Prices and Forecast Load

	HE1	HE2	HE3	HE4	HE5	HE6	HE7	HE8	HE9	HE10	HE11	HE12	HE13	HE14	HE15	HE16	HE17	HE18	HE19	HE20	HE21	HE22	HE23	HE24	avg all/peak
WESTERN HUB	32.77	32.06	30.49	31.03	31.19	33.47	49.26	52.21	49.24	49.98	49.28	49.43	47.05	44.73	43.57	42.02	49.34	74.18	58.04	46.56	45.93	43.48	39.34	36.45	44 / 49
BGE	37.415	36.963	34.36	34.65	33.682	36.098	57.999	60.779	58.15	60.53	59.388	62.823	58.779	55.397	53.791	51.011	60.983	97.647	60.825	49.052	48.632	47.925	42.149	39.671	52 / 58
COMED	20.961	16.92	12.066	9.0993	10.25	14.054	29.519	48.639	47.112	48.083	47.434	47.149	42.921	42.263	41.037	37.73	39.245	54.198	54.449	44.021	40.887	36.699	32.774	27.472	35 / 44
DOM	34.612	33.877	32.072	32.357	32.257	34.569	57.334	56.449	54.857	55.767	54.906	56.883	54.655	50.249	48.56	45.415	47.336	63.559	58.99	47.539	45.511	43.823	39.422	37.732	47 / 51
NEW JERSEY HUB	41.40	39.47	38.75	41.34	35.27	37.68	55.27	64.00	62.95	66.63	68.26	69.17	65.09	64.15	62.06	57.18	64.25	96.97	62.97	53.89	52.79	54.06	44.53	42.17	56 / 63
DA Forecast	65.3	62.7	61.4	60.9	61.9	66.0	73.4	78.3	79.7	80.0	80.3	80.1	79.6	79.3	78.6	77.9	78.4	81.3	82.6	82.0	79.2	75.7	71.6	66.8	74 / 79



Preliminary Real-Time Prices with Forecasted and Actual System Load


	HE1	HE2	HE3	HE4	HE5	HE6	HE7	HE8	HE9	HE10	HE11	HE12	HE13	HE14	HE15	HE16	HE17	HE18	HE19	HE20	HE21	HE22	HE23	HE24	avg all/peak
0.00	0.00	0.00	0.00	0.00	0.00	0.00	0.00	0.00	0.00	0.00	0.00	0.00	0.00	0.00	0.00	0.00	0.00	0.00	0.00	0.00	0.00	0.00	0.00	0.00	0 / 0
BGE	0	0	0	0	0	0	0	0	0	0	0	0	0	0	0	0	0	0	0	0	0	0	0	0	0 / 0
COMED	0	0	0	0	0	0	0	0	0	0	0	0	0	0	0	0	0	0	0	0	0	0	0	0	0 / 0
DOM	0	0	0	0	0	0	0	0	0	0	0	0	0	0	0	0	0	0	0	0	0	0	0	0	0 / 0
0.00	0.00	0.00	0.00	0.00	0.00	0.00	0.00	0.00	0.00	0.00	0.00	0.00	0.00	0.00	0.00	0.00	0.00	0.00	0.00	0.00	0.00	0.00	0.00	0.00	0 / 0
Percent Forecast	-1.87	-1.41	-1.37	-1.13	-1.11	-1.67	-0.90	-1.20	-1.45	-0.82	-0.74	-0.73	-0.74	-0.76	-0.78	-0.29	1.16	1.63	-0.18	-2.22	-1.63	-0.57	-0.72	-1.14	
RTLload	64.137	61.842	60.576	60.257	61.251	64.907	72.786	77.377	78.548	79.359	79.759	79.478	79.043	78.674	77.981	77.686	79.358	82.684	82.472	80.19	77.956	75.229	71.061	66.06	



PJM Daily Report

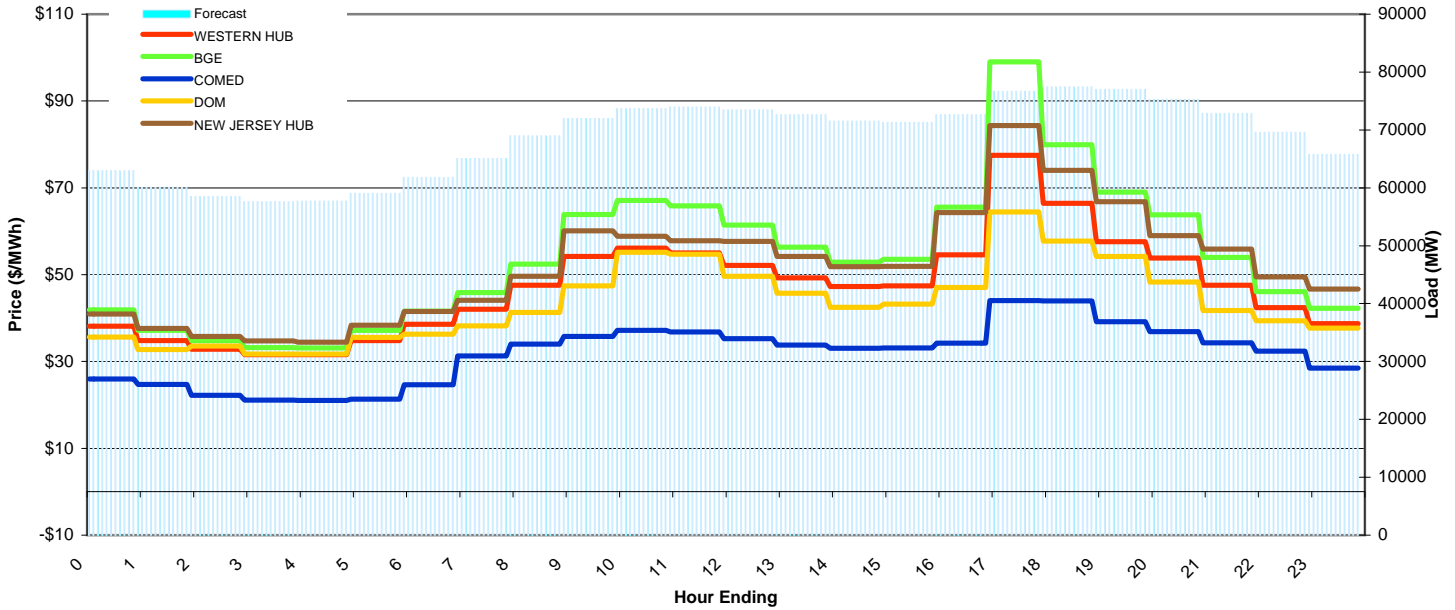
Report for: 11/15/2008

Price Color Codes:



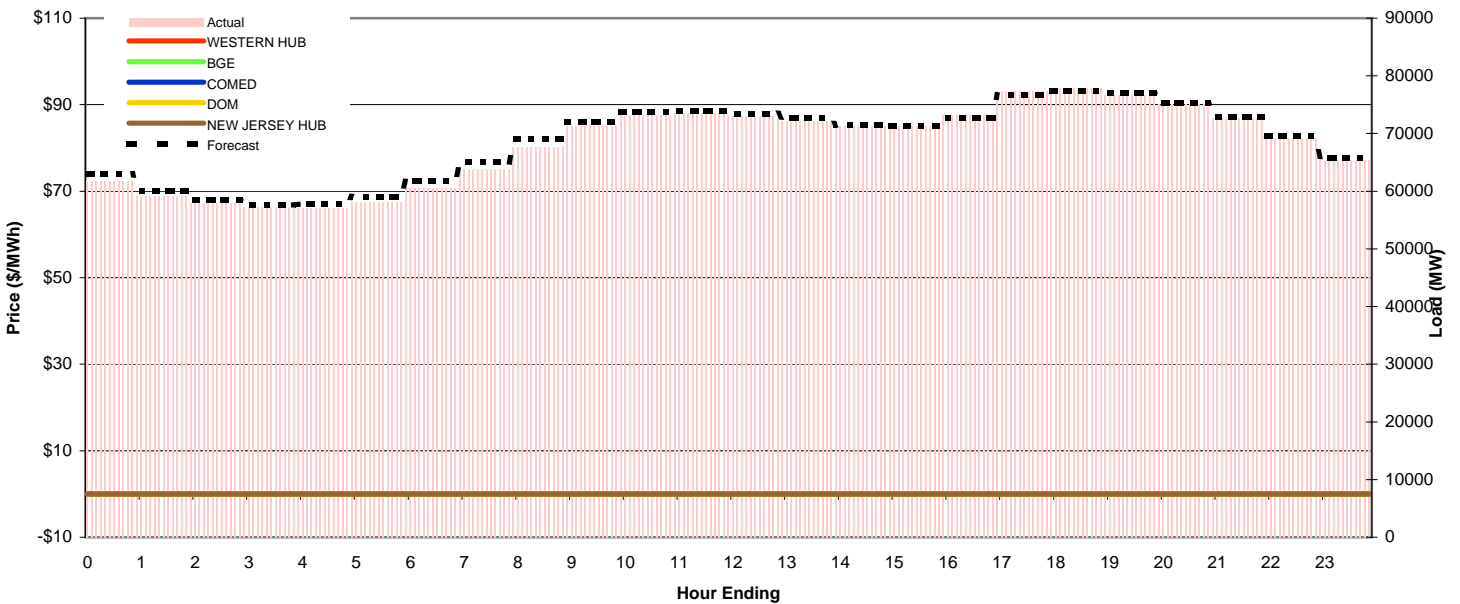
Day-Ahead Prices and Forecast Load

	HE1	HE2	HE3	HE4	HE5	HE6	HE7	HE8	HE9	HE10	HE11	HE12	HE13	HE14	HE15	HE16	HE17	HE18	HE19	HE20	HE21	HE22	HE23	HE24	avg all/peak
WESTERN HUB	38.15	34.81	32.80	31.61	31.60	34.81	38.61	42.01	47.59	54.17	56.13	55.00	52.12	49.23	47.30	47.42	54.54	77.52	66.42	57.61	53.81	47.59	42.38	38.72	47 / 53
BGE	41.921	37.171	34.809	33.2	33.142	37.181	41.578	45.84	52.431	63.88	67.12	65.85	61.445	56.372	52.902	53.532	65.523	99.001	79.912	69.009	63.801	54.015	46.13	42.286	54 / 62
COMED	25.953	24.7	22.179	21.137	21.049	21.358	24.643	31.3	33.988	35.799	37.173	36.816	35.273	33.776	33.024	33.123	34.226	44	43.984	39.165	36.848	34.302	32.36	28.47	32 / 36
DOM	35.66	32.781	33.548	31.69	31.729	35.559	36.282	38.188	41.28	47.414	55.161	54.746	49.621	45.757	42.487	43.194	47.065	64.477	57.726	54.188	48.284	41.768	39.351	37.697	44 / 48
NEW JERSEY HUB	40.95	37.60	35.77	34.74	34.45	38.38	41.49	44.10	49.65	60.08	58.85	57.81	57.66	54.22	51.87	51.90	64.31	84.31	74.06	66.83	59.00	55.89	49.49	46.65	52 / 59
DA Forecast	63.0	60.1	58.5	57.6	57.7	59.0	61.8	65.1	69.0	72.0	73.7	74.0	73.5	72.6	71.5	71.3	72.6	76.7	77.5	77.0	75.3	72.9	69.6	65.8	69 / 73



Preliminary Real-Time Prices with Forecasted and Actual System Load

	HE1	HE2	HE3	HE4	HE5	HE6	HE7	HE8	HE9	HE10	HE11	HE12	HE13	HE14	HE15	HE16	HE17	HE18	HE19	HE20	HE21	HE22	HE23	HE24	avg all/peak
0.00	0.00	0.00	0.00	0.00	0.00	0.00	0.00	0.00	0.00	0.00	0.00	0.00	0.00	0.00	0.00	0.00	0.00	0.00	0.00	0.00	0.00	0.00	0.00	0.00	0 / 0
BGE	0	0	0	0	0	0	0	0	0	0	0	0	0	0	0	0	0	0	0	0	0	0	0	0	0 / 0
COMED	0	0	0	0	0	0	0	0	0	0	0	0	0	0	0	0	0	0	0	0	0	0	0	0	0 / 0
DOM	0	0	0	0	0	0	0	0	0	0	0	0	0	0	0	0	0	0	0	0	0	0	0	0	0 / 0
0.00	0.00	0.00	0.00	0.00	0.00	0.00	0.00	0.00	0.00	0.00	0.00	0.00	0.00	0.00	0.00	0.00	0.00	0.00	0.00	0.00	0.00	0.00	0.00	0.00	0 / 0
Percent Forecast	-2.00	-1.63	-1.07	-0.54	-1.07	-1.47	-2.06	-1.83	-2.03	-1.10	-0.62	-0.54	-0.56	-0.52	-0.30	-0.09	0.74	0.93	0.62	-0.47	-0.32	-0.32	-0.68	-0.52	
RTLoad	61.756	59.119	57.848	57.289	57.129	58.164	60.544	63.886	67.612	71.224	73.222	73.563	73.048	72.254	71.315	71.249	73.169	77.407	77.936	76.624	75.05	72.655	69.138	65.466	



PJM Daily Report

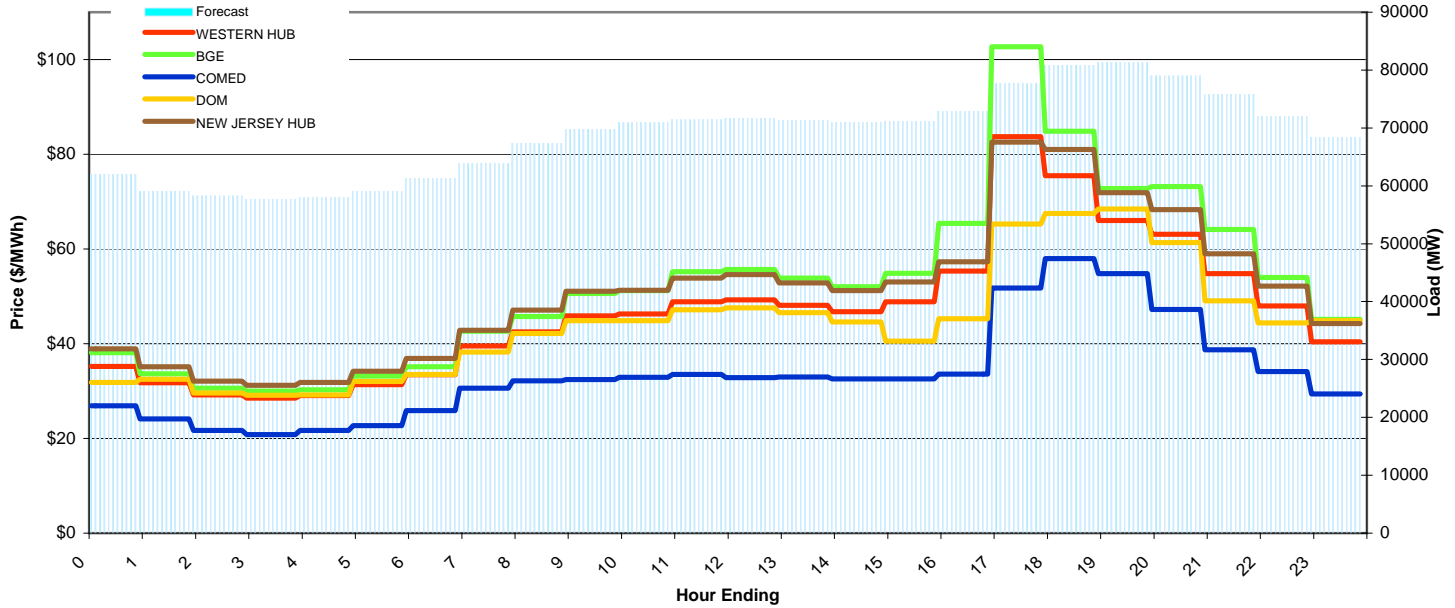
Report for: 11/16/2008

Price Color Codes:

<=0	>=100	>=200
-----	-------	-------

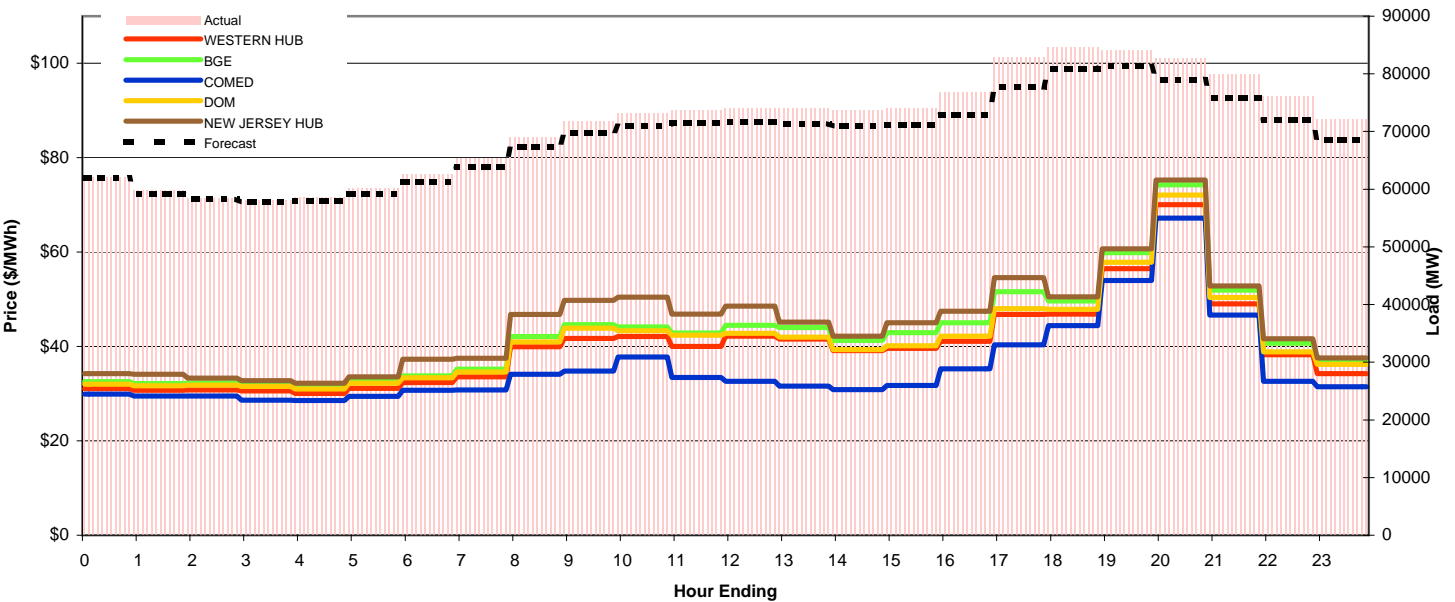
Day-Ahead Prices and Forecast Load

	HE1	HE2	HE3	HE4	HE5	HE6	HE7	HE8	HE9	HE10	HE11	HE12	HE13	HE14	HE15	HE16	HE17	HE18	HE19	HE20	HE21	HE22	HE23	HE24	avg all/peak
WESTERN HUB	35.22	31.75	29.16	28.49	29.02	31.38	33.44	39.51	42.52	45.88	46.28	48.84	49.29	48.10	46.72	48.83	55.36	83.72	75.45	66.00	63.08	54.77	47.96	40.41	47 / 54
BGE	38.12	33.655	30.624	29.982	30.266	33.171	35.126	42.614	45.772	50.612	51.232	55.195	55.681	53.837	52.041	54.843	65.409	102.68	84.874	72.772	73.208	64.13	54.013	45.133	52 / 61
COMED	26.912	24.092	21.694	20.825	21.659	22.73	25.881	30.599	32.196	32.465	32.917	33.495	32.833	32.961	32.541	32.562	33.552	51.769	57.96	54.824	47.255	38.729	34.118	29.418	33 / 38
DOM	31.856	32.512	29.593	29.103	29.181	32.031	33.525	38.221	42.13	44.863	44.869	47.147	47.542	46.527	44.588	40.556	45.241	65.29	67.532	68.456	61.362	49.038	44.397	44.873	44 / 50
NEW JERSEY HUB	38.92	35.13	32.11	31.21	31.80	34.21	36.91	42.85	47.07	51.06	51.31	53.86	54.56	52.84	51.18	53.06	57.30	82.54	81.02	71.91	68.34	58.96	52.15	44.22	51 / 58
DA Forecast	62.0	59.1	58.2	57.7	58.0	59.1	61.3	63.8	67.3	69.8	70.9	71.4	71.7	71.4	70.9	71.1	72.9	77.7	80.9	81.4	79.0	75.8	72.0	68.5	69 / 73



Preliminary Real-Time Prices with Forecasted and Actual System Load

	HE1	HE2	HE3	HE4	HE5	HE6	HE7	HE8	HE9	HE10	HE11	HE12	HE13	HE14	HE15	HE16	HE17	HE18	HE19	HE20	HE21	HE22	HE23	HE24	avg all/peak
WESTERN HUB	31.09	30.74	30.78	30.59	30.06	31.15	32.32	33.54	39.95	41.72	42.10	40.00	42.20	41.58	39.16	39.63	41.13	46.79	46.89	56.51	70.06	49.02	38.26	34.27	40 / 44
BGE	32.573	32.163	32.284	31.991	31.486	32.698	33.767	35.166	42.12	44.633	44.126	42.888	44.495	44.009	41.288	42.922	45.064	51.576	49.66	59.854	74.285	51.939	40.716	37.139	42 / 47
COMED	29.89	29.52	29.498	28.636	28.519	29.456	30.716	30.765	34.089	34.797	37.786	33.444	32.638	31.592	30.866	31.768	35.288	40.371	44.407	53.996	67.191	46.671	32.604	31.493	36 / 39
DOM	32.01	31.671	31.792	31.504	31	32.181	33.389	34.616	40.949	43.848	43.346	42.368	42.812	41.966	39.327	40.139	42.157	48.032	47.859	57.881	72.07	50.384	38.841	36.188	41 / 45
NEW JERSEY HUB	34.25	34.11	33.28	32.77	32.20	33.54	37.32	37.50	46.82	49.81	50.44	46.83	48.59	45.16	42.15	45.03	47.50	54.57	50.50	60.70	75.30	52.81	41.64	37.55	45 / 50
Percent Forecast	0.04	1.12	0.37	0.73	1.01	1.60	2.17	2.32	2.41	2.84	3.21	3.11	3.27	3.49	3.80	4.01	4.97	6.33	4.43	3.24	4.47	5.13	5.33	4.99	
RTLoad	62.014	59.76	58.457	58.118	58.584	60.083	62.623	65.358	68.988	71.791	73.253	73.694	74.101	73.96	73.724	74.093	76.742	82.952	84.648	84.098	82.684	79.903	76.069	72.051	



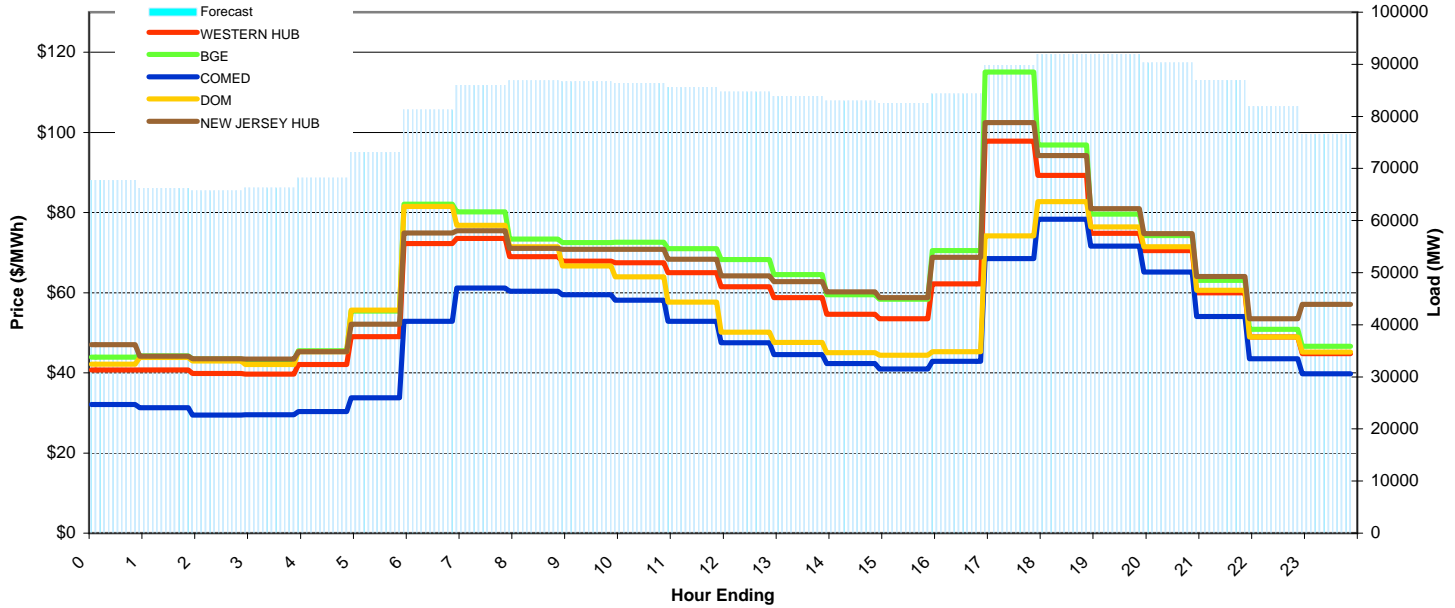
PJM Daily Report

Report for: 11/17/2008

Price Color Codes: <=0 >=100 >=200

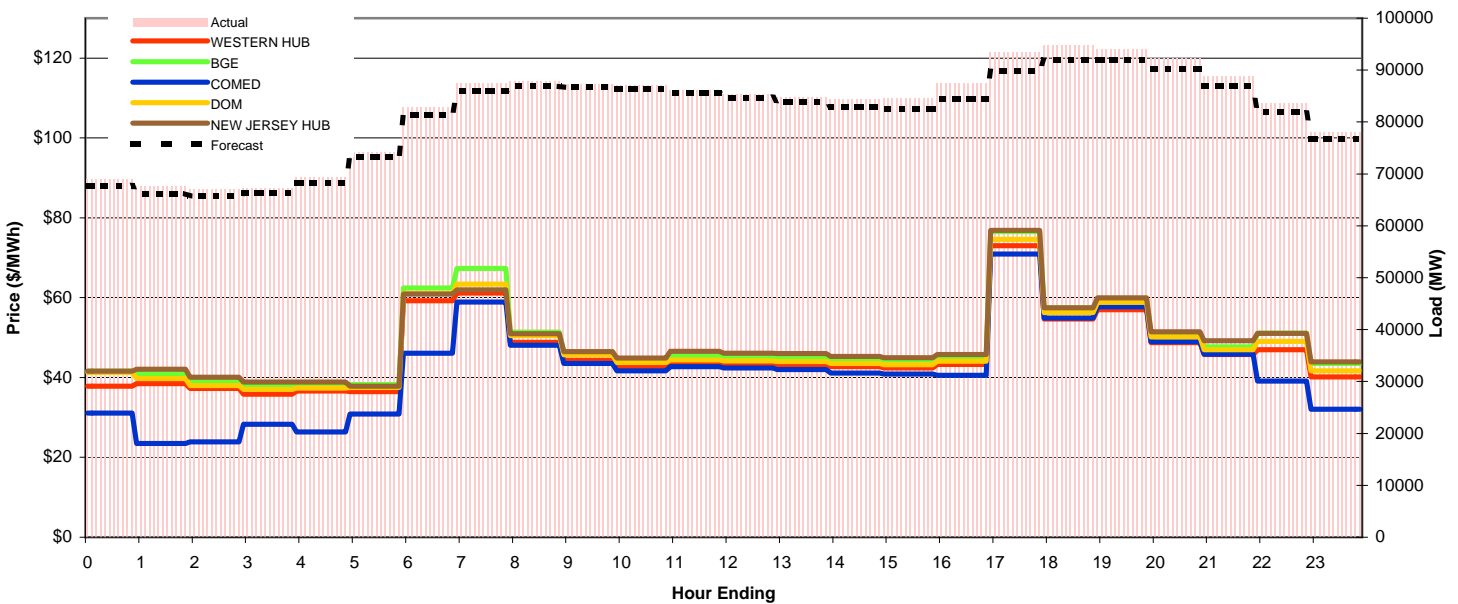
Day-Ahead Prices and Forecast Load

	HE1	HE2	HE3	HE4	HE5	HE6	HE7	HE8	HE9	HE10	HE11	HE12	HE13	HE14	HE15	HE16	HE17	HE18	HE19	HE20	HE21	HE22	HE23	HE24	avg all/peak
WESTERN HUB	40.76	40.70	39.85	39.69	42.06	49.05	72.23	73.57	68.96	67.87	67.50	65.00	61.50	58.78	54.63	53.50	62.23	97.83	89.30	74.84	70.50	59.94	48.96	44.79	60 / 67
BGE	43.881	44.245	43.416	43.126	45.537	55.417	82.075	80.177	73.393	72.535	72.621	70.953	68.243	64.515	59.511	58.377	70.476	115.07	96.889	79.644	74.239	63.065	50.831	46.604	66 / 73
COMED	32.082	31.282	29.478	29.574	30.362	33.782	52.866	61.149	60.382	59.528	58.127	52.889	47.54	44.563	42.317	40.97	42.858	68.48	78.304	71.644	65.155	54.077	43.52	39.776	49 / 56
DOM	42.168	43.863	42.951	42.063	45.242	55.655	81.533	76.84	71.507	66.716	63.957	57.654	50.16	47.621	45.057	44.412	45.301	74.178	82.705	76.437	71.473	60.62	48.935	45.211	58 / 61
NEW JERSEY HUB	47.00	44.15	43.53	43.45	45.27	52.15	74.87	75.43	71.06	70.85	68.32	64.20	62.75	60.24	58.76	68.86	102.42	94.20	80.95	74.75	64.01	53.50	57.13	81 / 86	65 / 71
DA Forecast	67.7	66.2	65.7	66.3	68.2	73.2	81.3	86.0	86.9	86.7	86.3	85.6	84.7	83.9	83.0	82.6	84.3	89.8	91.9	91.9	90.3	86.9	81.9	76.6	



Preliminary Real-Time Prices with Forecasted and Actual System Load

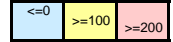
	HE1	HE2	HE3	HE4	HE5	HE6	HE7	HE8	HE9	HE10	HE11	HE12	HE13	HE14	HE15	HE16	HE17	HE18	HE19	HE20	HE21	HE22	HE23	HE24	avg all/peak
WESTERN HUB	37.81	38.48	37.26	35.86	36.63	36.48	59.22	61.12	48.83	44.36	42.76	43.66	43.47	43.26	42.75	42.44	43.30	72.99	54.65	56.96	48.75	45.76	47.00	40.12	46 / 49
BGE	41.609	40.956	39.09	38.032	38.366	38.26	62.437	67.35	51.379	46.497	44.669	45.358	45.243	45.002	44.565	44.283	45.302	76.532	57.497	59.894	51.114	47.724	51.165	43.546	49 / 51
COMED	31.124	23.449	23.847	28.294	26.376	30.879	46.058	58.874	48.1	43.556	41.649	42.754	42.366	41.963	41.143	40.858	40.59	70.969	54.895	57.685	48.932	45.839	39.081	32.036	42 / 47
DOM	41.255	39.729	37.993	36.999	37.362	37.513	61.085	63.409	50.485	45.679	43.733	44.425	44.198	43.962	43.553	43.217	44.064	74.6	56.259	58.859	50.154	47.001	49.051	41.646	47 / 50
NEW JERSEY HUB	41.60	42.04	40.09	38.86	38.90	37.84	60.90	61.95	50.95	46.52	44.92	46.58	46.08	46.04	45.32	45.00	45.75	76.86	57.49	59.94	51.49	49.19	51.03	43.95	49 / 52
Percent Forecast	1.82	2.05	1.93	1.58	1.62	1.46	1.88	1.76	1.10	0.60	0.76	0.61	0.66	1.08	1.67	2.50	3.51	3.84	2.95	2.21	2.11	2.20	2.07	1.74	
RTLoad	68.971	67.602	67.038	67.325	69.312	74.247	82.851	87.55	87.844	87.186	87.003	86.115	85.267	84.786	84.388	84.67	87.408	93.373	94.716	93.965	92.229	88.874	83.594	77.979	



PJM Daily Report

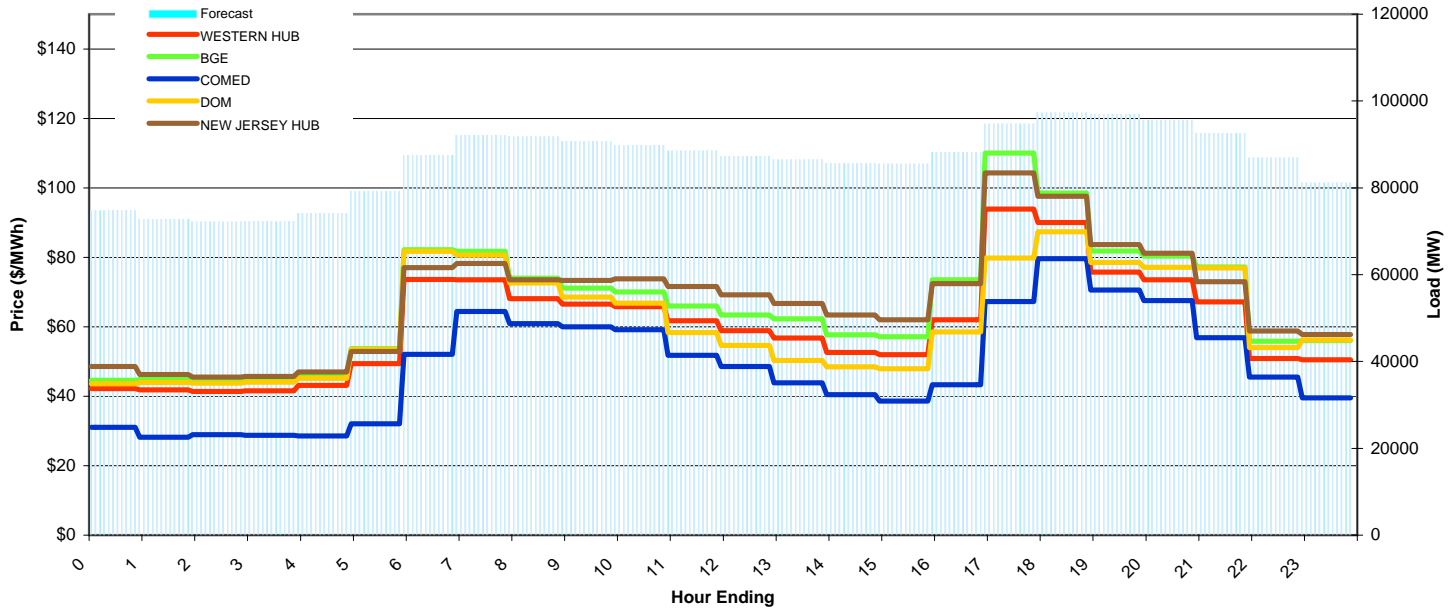
Report for: 11/18/2008

Price Color Codes:



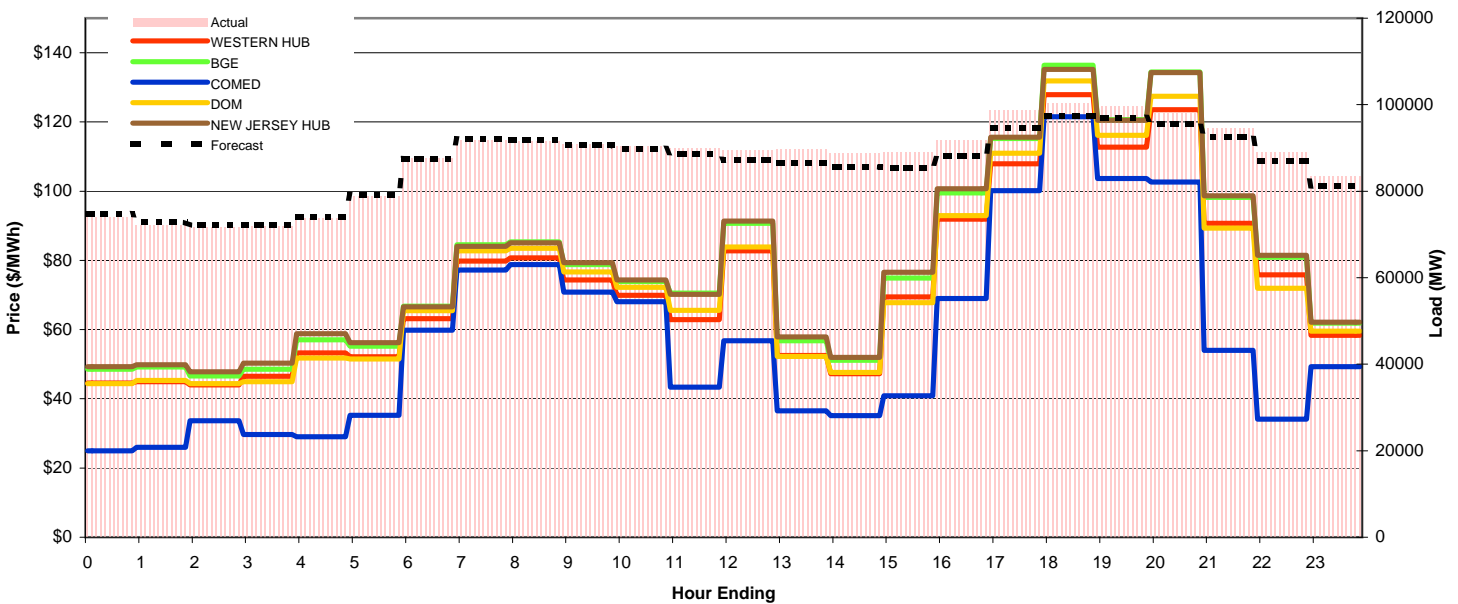
Day-Ahead Prices and Forecast Load

	HE1	HE2	HE3	HE4	HE5	HE6	HE7	HE8	HE9	HE10	HE11	HE12	HE13	HE14	HE15	HE16	HE17	HE18	HE19	HE20	HE21	HE22	HE23	HE24	avg all/peak
WESTERN HUB	42.19	41.86	41.35	41.52	43.15	49.38	73.64	73.50	68.08	66.52	65.78	61.69	58.83	56.74	52.58	52.00	62.00	93.89	90.00	75.72	73.56	67.14	50.82	50.49	61 / 67
BGE	44.607	44.82	44.458	44.75	45.918	53.76	82.203	81.683	74.028	71.154	69.999	65.989	63.375	62.31	57.69	57.113	73.569	109.99	98.468	81.85	80.346	77.179	55.827	56.041	67 / 74
COMED	31.04	28.17	28.922	28.784	28.567	32.092	52.094	64.444	60.893	59.943	59.153	51.759	48.586	43.861	40.453	38.595	43.288	67.235	79.583	70.563	67.533	56.84	45.496	39.557	49 / 56
DOM	43.625	43.973	43.731	44.002	45.154	53.576	81.708	80.628	72.562	68.546	66.814	58.359	54.67	50.325	48.465	47.942	58.535	79.81	87.364	78.531	77.094	76.912	53.953	56.183	61 / 66
NEW JERSEY HUB	48.56	46.28	45.50	45.69	46.95	52.91	77.04	78.18	73.53	73.30	73.80	71.55	69.21	66.66	63.37	62.00	72.39	104.27	97.56	83.67	81.17	72.97	58.82	57.73	68 / 75
DA Forecast	74.7	72.8	72.2	72.3	74.1	79.3	87.5	92.1	91.7	90.6	89.8	88.5	87.3	86.4	85.6	85.5	88.2	94.7	97.3	97.0	95.6	92.6	86.9	81.2	86 / 91



Preliminary Real-Time Prices with Forecasted and Actual System Load

	HE1	HE2	HE3	HE4	HE5	HE6	HE7	HE8	HE9	HE10	HE11	HE12	HE13	HE14	HE15	HE16	HE17	HE18	HE19	HE20	HE21	HE22	HE23	HE24	avg all/peak
WESTERN HUB	44.54	44.90	44.00	46.48	53.23	52.17	63.18	79.78	80.76	74.34	69.93	62.84	82.81	52.49	47.23	69.47	91.89	107.92	127.89	112.76	123.58	90.71	75.84	58.38	73 / 84
BGE	48.518	49.227	46.595	48.534	57.1	55.181	66.765	84.5	85.357	78.815	73.936	70.588	90.723	56.747	51.117	74.905	99.552	115.22	136.44	120.72	134.43	98.247	80.956	61.836	79 / 91
COMED	24.931	26.026	33.619	29.657	29	35.254	59.866	77.183	78.832	70.845	68.101	43.348	56.788	36.495	35.138	40.888	68.979	100.19	121.5	103.71	102.69	54.05	34.108	49.313	58 / 68
DOM	44.361	45.303	44.354	44.95	51.815	51.502	65.502	82.787	83.529	76.68	72.236	65.603	83.837	52.257	47.598	67.809	92.925	110.96	131.91	116.12	127.44	89.33	71.971	59.599	74 / 86
NEW JERSEY HUB	49.25	49.87	47.80	50.29	58.82	56.20	66.58	84.07	85.11	79.38	74.38	70.22	91.37	57.89	51.95	76.55	100.75	115.56	135.21	120.47	134.30	98.69	81.46	62.11	79 / 91
Percent Forecast	-1.11	-0.85	-0.77	-0.44	-0.44	-0.65	-0.03	-0.47	-0.25	0.15	0.71	1.48	2.32	3.55	3.64	3.87	3.89	3.96	3.00	2.66	2.51	2.15	2.30	2.60	
RTLoad	73.924	72.2	71.605	71.949	73.792	78.745	87.523	91.657	91.504	90.782	90.471	89.867	89.376	89.621	88.822	88.927	91.763	98.625	100.34	99.676	98.081	94.587	88.98	83.342	



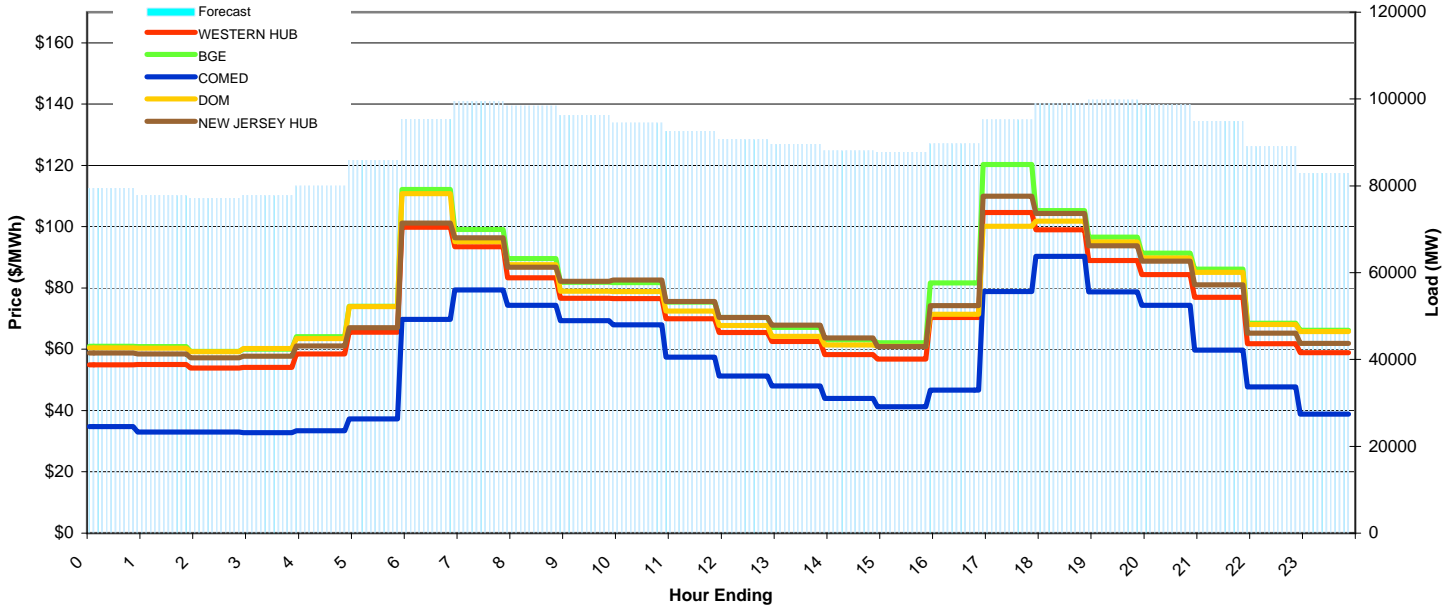
PJM Daily Report

Report for: 11/19/2008

Price Color Codes: ≤0 ≥100 ≥200

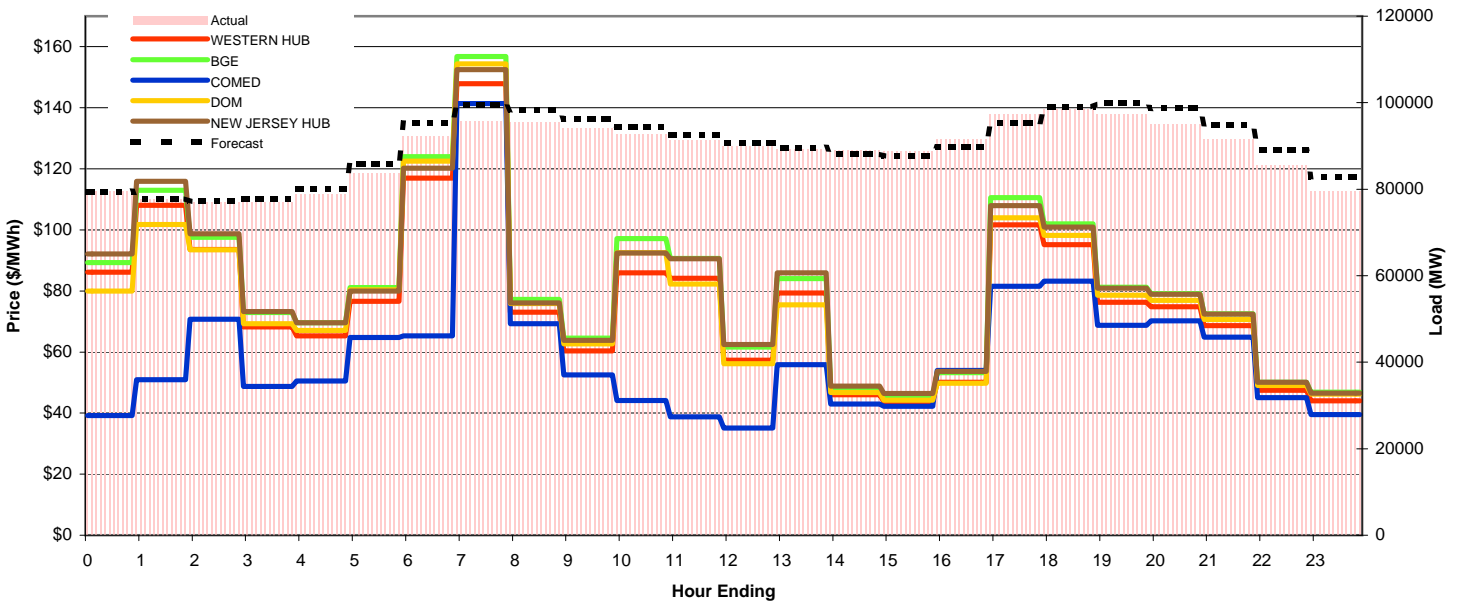
Day-Ahead Prices and Forecast Load

	HE1	HE2	HE3	HE4	HE5	HE6	HE7	HE8	HE9	HE10	HE11	HE12	HE13	HE14	HE15	HE16	HE17	HE18	HE19	HE20	HE21	HE22	HE23	HE24	avg all/peak
WESTERN HUB	54.96	55.08	53.93	54.04	58.50	65.61	99.83	93.41	83.35	76.67	76.53	70.00	65.43	62.55	58.27	56.79	70.34	104.66	99.00	89.00	84.37	76.93	61.84	58.86	72 / 77
BGE	61.014	60.83	59.296	60.083	64.064	74.008	112.14	99.086	89.606	81.833	81.799	75.372	70.343	67.164	63.065	62.143	81.658	120.32	105.27	96.625	91.362	86.147	68.55	66.243	79 / 84
COMED	34.767	33.032	33.041	32.749	33.41	37.331	69.748	79.332	74.396	69.33	68.013	57.392	51.291	48.068	44.01	41.294	46.694	78.81	90.311	78.74	74.387	59.724	47.709	38.895	55 / 63
DOM	60.421	60.358	59.23	60.212	63.47	73.974	110.78	95.139	87.602	78.914	78.8	72.472	67.782	64.221	61.378	60.989	71.472	100.15	101.79	94.994	89.754	85.095	68.059	65.75	76 / 80
NEW JERSEY HUB	58.84	58.46	57.21	57.71	61.06	67.03	101.18	96.38	86.77	82.13	82.62	75.61	70.40	67.84	63.68	60.88	74.21	109.91	104.33	93.80	88.73	80.99	65.27	61.91	76 / 81
DA Forecast	79.5	77.8	77.2	77.8	80.0	85.9	95.3	99.5	98.4	96.3	94.5	92.6	90.6	89.6	88.1	87.7	89.7	95.2	99.1	99.8	98.7	94.9	89.0	82.8	90 / 94



Preliminary Real-Time Prices with Forecasted and Actual System Load

	HE1	HE2	HE3	HE4	HE5	HE6	HE7	HE8	HE9	HE10	HE11	HE12	HE13	HE14	HE15	HE16	HE17	HE18	HE19	HE20	HE21	HE22	HE23	HE24	avg all/peak
WESTERN HUB	86.11	108.05	93.59	68.27	65.28	76.58	116.96	147.90	73.05	60.35	85.98	84.20	57.36	79.36	46.06	43.77	50.08	101.71	95.17	76.28	74.83	68.69	47.53	43.97	77 / 75
BGE	89.267	112.99	97.586	72.91	69.628	81.076	124.01	156.79	77.192	64.56	97.188	90.694	61.603	84.055	48.063	45.742	53.273	110.57	101.94	81.269	79.095	72.552	50.108	46.831	82 / 80
COMED	39.16	50.941	70.777	48.738	50.541	64.75	65.251	141.35	69.26	52.507	44.163	38.768	35.136	55.879	42.954	42.186	53.978	81.49	83.253	68.721	70.183	64.906	45.035	39.532	59 / 62
DOM	79.941	101.77	93.458	69.288	67.064	80.44	122.54	154.4	75.835	62.672	92.515	82.325	56.176	75.441	46.751	44.208	49.785	103.93	98.224	78.601	76.902	70.643	49.004	46.204	78 / 76
NEW JERSEY HUB	92.08	115.95	98.78	73.22	69.59	79.95	120.18	152.55	76.12	63.81	92.45	90.57	62.51	85.97	48.81	46.47	53.65	107.96	100.89	80.87	78.91	72.41	50.06	46.52	82 / 79
Percent Forecast	0.07	-0.09	-0.38	-0.93	-1.55	-2.53	-3.36	-3.96	-3.23	-2.39	-1.84	-1.40	-0.70	-0.42	0.93	1.17	2.07	2.27	-0.55	-2.70	-3.77	-3.68	-4.06	-4.12	
RTLoad	79.536	77.724	76.902	77.077	78.785	83.784	92.187	95.662	95.346	94.016	92.784	91.306	90.01	89.191	88.925	88.729	91.602	97.41	98.55	97.215	95.099	91.557	85.564	79.568	



PJM Daily Report

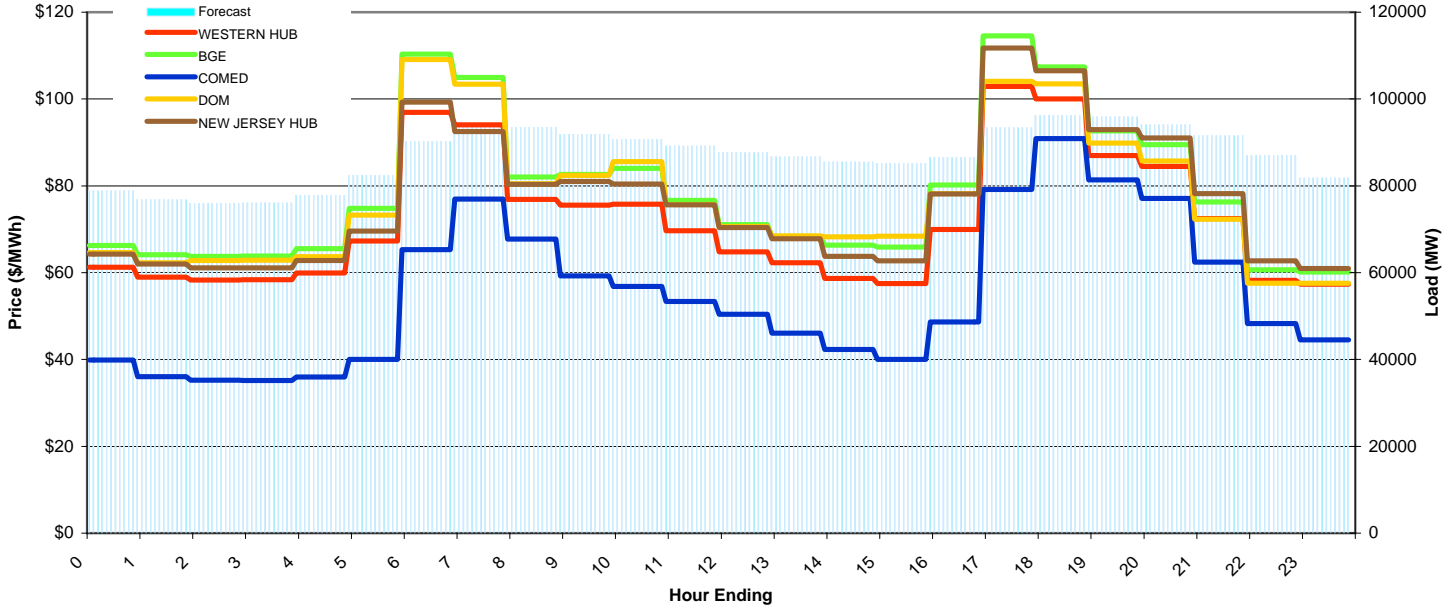
Report for: 11/20/2008

Price Color Codes:

<=0	>=100	>=200
-----	-------	-------

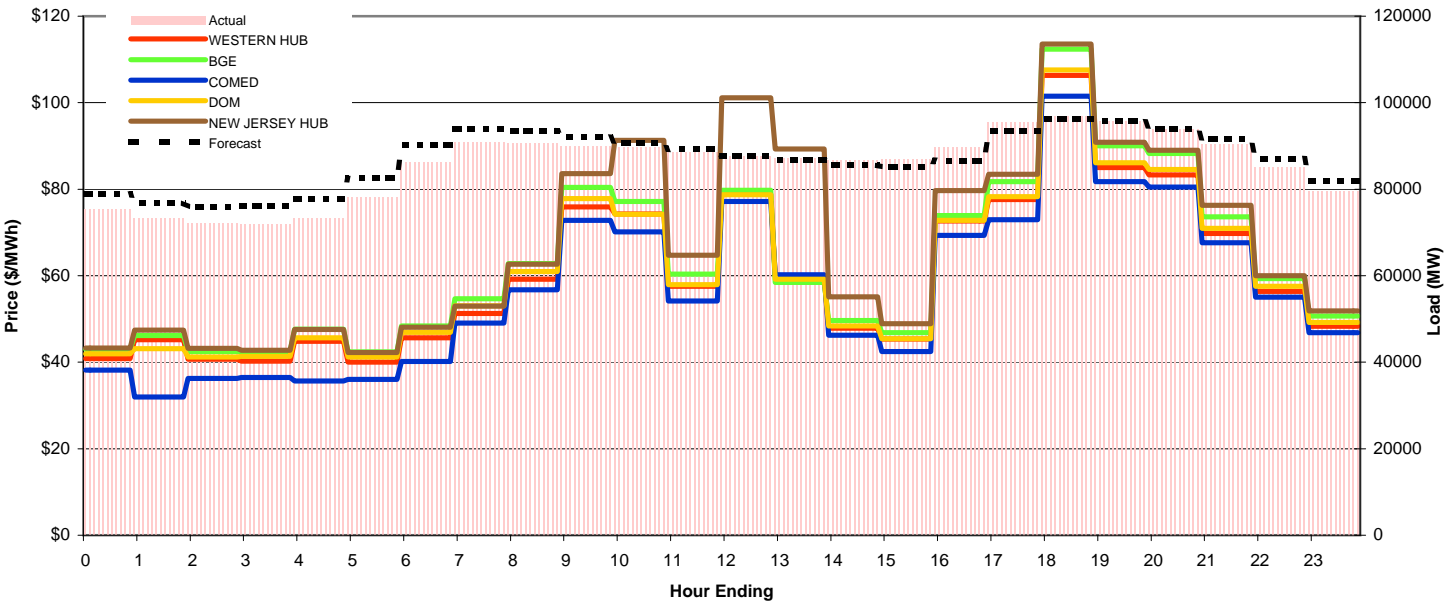
Day-Ahead Prices and Forecast Load

	HE1	HE2	HE3	HE4	HE5	HE6	HE7	HE8	HE9	HE10	HE11	HE12	HE13	HE14	HE15	HE16	HE17	HE18	HE19	HE20	HE21	HE22	HE23	HE24	avg all/peak
WESTERN HUB	61.29	58.94	58.33	58.37	59.89	67.27	96.95	94.03	76.88	75.57	75.79	69.65	64.77	62.30	58.65	57.52	69.95	102.88	100.02	86.96	84.45	72.42	58.24	57.33	72 / 76
BGE	66.253	64.145	63.77	63.82	65.512	74.796	110.37	104.94	82.065	82.662	84.015	76.695	71.077	68.344	66.353	65.916	80.193	114.55	107.38	92.638	89.463	76.27	60.628	60.115	79 / 83
COMED	39.848	36.065	35.212	35.155	35.978	40.015	65.281	76.932	67.71	59.296	56.815	53.392	50.417	46.104	42.284	40.027	48.65	79.139	90.907	81.367	77.096	62.406	48.312	44.511	55 / 61
DOM	64.65	62.31	62.783	62.857	63.719	73.298	109.12	103.43	80.512	82.415	85.59	75.718	70.587	68.508	68.233	68.377	78.213	104.06	103.51	89.843	85.716	72.301	57.542	57.593	77 / 81
NEW JERSEY HUB	64.24	62.02	61.13	61.13	62.83	69.61	99.29	92.52	80.36	80.98	80.40	75.61	70.36	67.83	63.76	62.73	78.14	111.77	106.49	92.98	91.05	78.23	62.72	60.96	77 / 81
DA Forecast	78.9	76.8	76.0	76.1	77.8	82.5	90.3	93.8	93.5	92.0	90.7	89.2	87.7	86.7	85.5	85.1	86.6	93.4	96.2	95.9	94.1	91.5	87.0	81.8	87 / 91



Preliminary Real-Time Prices with Forecasted and Actual System Load

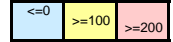
	HE1	HE2	HE3	HE4	HE5	HE6	HE7	HE8	HE9	HE10	HE11	HE12	HE13	HE14	HE15	HE16	HE17	HE18	HE19	HE20	HE21	HE22	HE23	HE24	avg all/peak
WESTERN HUB	40.86	45.22	40.70	40.23	44.82	39.99	45.67	51.24	59.18	75.88	74.25	57.56	78.84	59.98	47.86	45.36	72.68	77.64	106.34	84.98	83.28	69.79	56.36	48.30	60 / 69
BGE	42.949	46.165	42.493	42.443	47.651	42.357	48.377	54.678	62.813	80.423	77.156	60.363	79.774	58.426	49.672	46.845	73.895	81.737	112.37	90.051	88.25	73.607	59.37	50.702	63 / 72
COMED	38.152	31.937	36.22	36.462	35.684	36.003	40.199	49.077	56.769	72.821	70.141	54.179	77.172	60.238	46.225	42.475	69.287	72.911	101.49	81.771	80.496	67.657	55.04	46.795	57 / 66
DOM	41.977	43.124	41.226	41.328	45.665	41.212	46.932	53.068	60.958	77.794	74.206	57.894	78.752	59.16	48.4	45.46	72.79	78.285	107.55	86.105	84.562	70.98	57.588	49.232	61 / 70
NEW JERSEY HUB	43.30	47.45	43.23	42.74	47.58	42.28	48.09	52.96	62.63	83.59	91.28	64.75	101.17	89.27	55.15	48.90	79.69	83.43	113.54	90.88	89.00	76.31	60.02	51.89	67 / 78
Percent Forecast	-4.75	-4.84	-5.33	-5.83	-6.06	-5.61	-4.72	-3.35	-3.06	-2.28	-1.10	-0.73	0.01	0.63	1.45	2.08	3.41	2.34	0.67	-0.15	-0.06	-1.12	-2.43	-2.77	
RTLoad	75.315	73.243	72.148	71.86	73.373	78.118	86.221	90.79	90.686	89.898	89.663	88.582	87.674	87.235	86.776	86.951	89.686	95.617	96.889	95.766	93.991	90.499	84.981	79.585	



PJM Daily Report

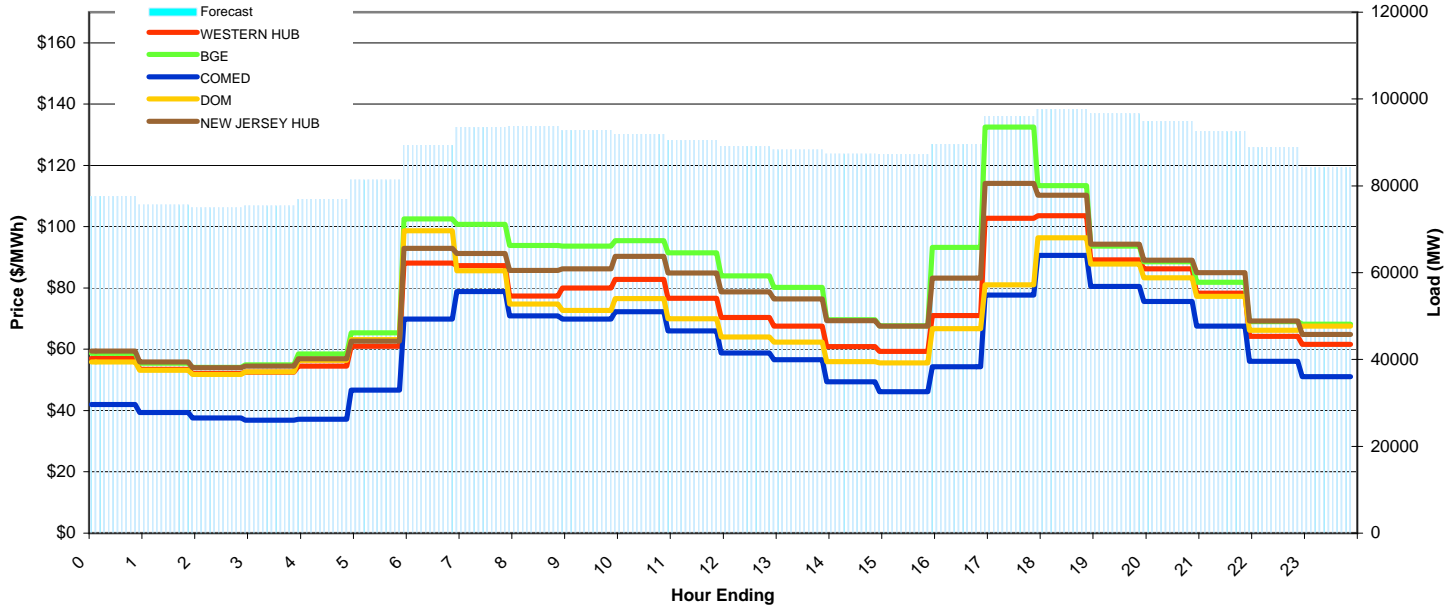
Report for: 11/21/2008

Price Color Codes:



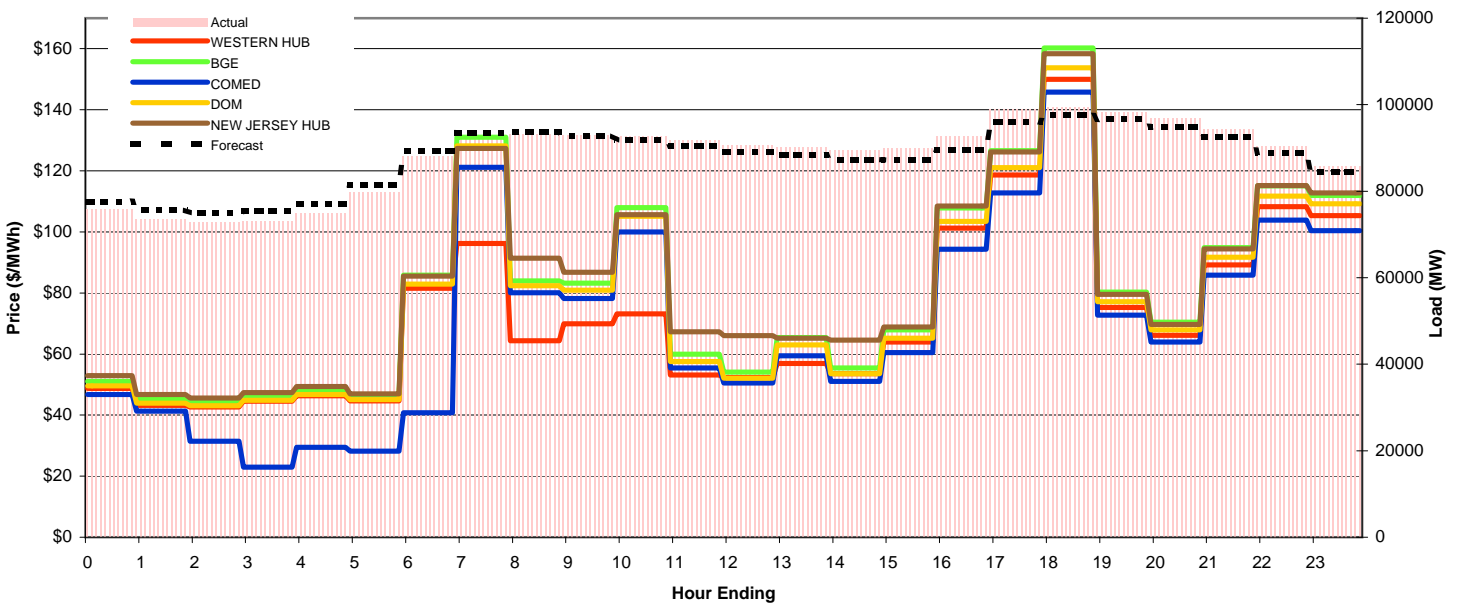
Day-Ahead Prices and Forecast Load

	HE1	HE2	HE3	HE4	HE5	HE6	HE7	HE8	HE9	HE10	HE11	HE12	HE13	HE14	HE15	HE16	HE17	HE18	HE19	HE20	HE21	HE22	HE23	HE24	avg all/peak
WESTERN HUB	57.00	53.50	52.10	52.50	54.50	61.00	88.11	87.32	77.34	80.00	82.80	76.67	70.34	67.53	60.93	59.34	70.96	102.79	103.59	89.22	86.27	78.28	64.27	61.57	72 / 79
BGE	58.698	55.481	54.075	54.908	58.447	65.332	102.53	100.75	93.88	93.686	95.426	91.487	84	80.194	69.688	67.67	93.28	132.52	113.4	93.682	88.5	81.89	69.07	68.154	82 / 91
COMED	41.98	39.395	37.617	36.899	37.132	46.685	69.836	78.873	70.886	69.909	72.231	65.949	58.765	56.603	49.371	46.123	54.275	77.74	90.675	80.533	75.607	67.536	56.102	51.049	60 / 67
DOM	55.917	53.118	51.842	52.64	56.429	63.218	98.68	85.596	74.799	72.697	76.501	69.937	64.053	62.356	55.981	55.539	66.776	81.065	96.405	87.774	83.361	77.268	66.19	67.596	70 / 74
NEW JERSEY HUB	59.39	55.92	53.94	54.49	56.93	62.65	92.91	91.27	85.71	86.30	90.34	84.88	78.78	76.42	69.35	67.56	83.22	114.17	110.26	94.31	89.07	84.99	69.22	64.86	78 / 86
DA Forecast	77.6	75.6	75.0	75.4	77.0	81.4	89.4	93.5	93.7	92.8	91.8	90.5	89.2	88.3	87.3	87.2	89.5	96.0	97.7	96.6	94.9	92.5	88.9	84.3	88 / 92



Preliminary Real-Time Prices with Forecasted and Actual System Load

	HE1	HE2	HE3	HE4	HE5	HE6	HE7	HE8	HE9	HE10	HE11	HE12	HE13	HE14	HE15	HE16	HE17	HE18	HE19	HE20	HE21	HE22	HE23	HE24	avg all/peak
WESTERN HUB	48.73	43.17	42.62	44.57	46.30	44.62	81.53	96.19	64.36	69.87	73.18	53.15	52.31	56.86	53.53	63.95	101.21	118.63	149.98	75.22	66.08	89.15	108.25	105.38	73 / 81
BGE	50.992	45.122	44.347	46.25	48.198	46.54	85.792	131.03	83.996	83.222	107.98	59.912	54.1	65.378	55.47	67.867	107.8	126.66	160.24	80.243	70.393	94.851	115.07	111.95	81 / 92
COMED	46.739	41.323	31.485	22.991	29.477	28.234	40.736	121.18	80.037	78.19	100.03	55.423	50.495	59.463	50.999	60.508	94.279	112.74	145.74	72.762	63.961	85.849	103.83	100.43	70 / 83
DOM	49.54	43.926	43.121	44.882	46.701	45.087	82.88	128.15	82.352	80.907	105.09	57.568	52.076	63.032	53.513	65.185	103.42	121.04	153.72	77.147	67.921	91.746	111.75	109.16	78 / 88
NEW JERSEY HUB	52.88	46.79	45.63	47.37	49.32	46.99	85.49	127.36	91.43	86.77	105.65	67.25	66.06	65.24	64.58	68.88	108.51	126.23	158.40	79.53	69.71	94.39	115.22	112.77	83 / 93
Percent Forecast	-2.41	-2.83	-2.89	-3.14	-2.98	-2.12	-1.48	-0.75	-0.57	0.23	0.96	1.38	1.69	1.97	2.42	2.92	3.34	2.82	1.85	1.65	1.95	1.91	1.71	1.73	
RTLoad	75.765	73.553	72.868	73.097	74.76	79.686	88.051	92.843	93.172	93.002	92.701	91.742	90.686	90.109	89.489	89.824	92.642	98.811	99.506	98.262	96.81	94.322	90.477	85.822	



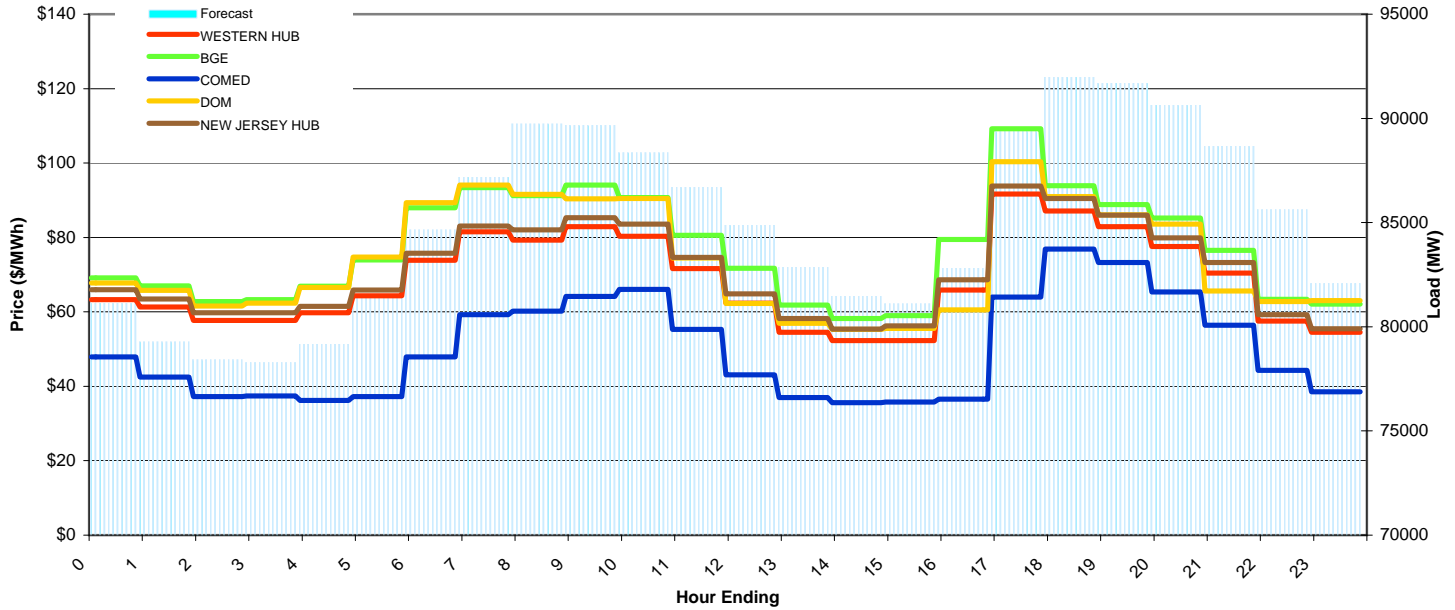
PJM Daily Report

Report for: 11/22/2008

Price Color Codes: ≤0 ≥100 ≥200

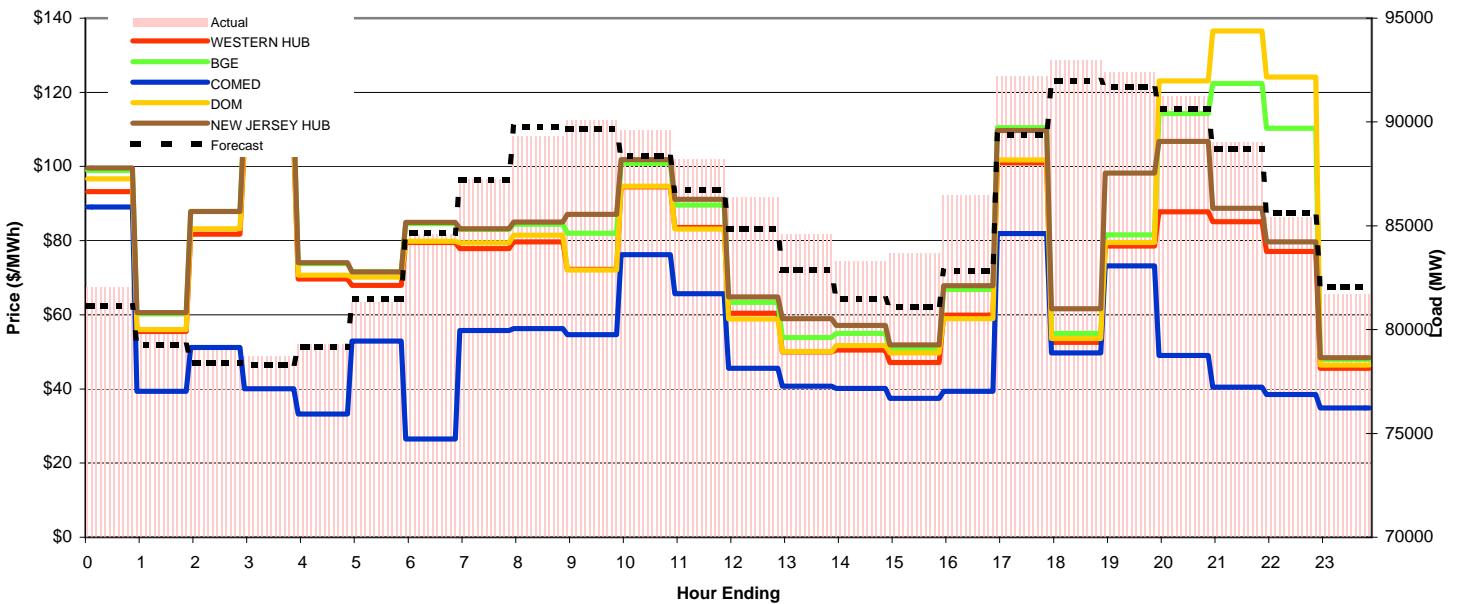
Day-Ahead Prices and Forecast Load

	HE1	HE2	HE3	HE4	HE5	HE6	HE7	HE8	HE9	HE10	HE11	HE12	HE13	HE14	HE15	HE16	HE17	HE18	HE19	HE20	HE21	HE22	HE23	HE24	avg all/peak
WESTERN HUB	63.30	61.32	57.69	57.74	59.77	64.32	73.87	81.56	79.31	82.88	80.31	71.61	62.30	54.55	52.26	52.31	65.85	91.69	87.14	82.88	77.53	70.45	57.52	54.56	68 / 72
BGE	69.138	67.031	62.757	63.262	66.944	73.984	87.97	93.43	91.258	94.112	90.688	80.61	71.76	61.826	58.214	59	79.466	109.23	93.881	88.797	85.246	76.499	63.4	62.13	77 / 81
COMED	47.864	42.486	37.246	37.393	36.194	37.215	47.918	59.238	60.22	64.165	66.072	55.298	43.08	36.951	35.61	35.764	36.591	63.99	76.863	73.3	65.316	56.421	44.311	38.528	50 / 55
DOM	67.78	65.812	61.573	62.335	66.539	74.719	89.361	94.116	91.586	90.38	90.456	74.493	62.273	56.965	55.332	55.559	60.509	100.39	91.022	86.06	83.608	65.65	62.766	63.005	74 / 76
NEW JERSEY HUB	65.94	63.48	59.77	59.74	61.46	65.86	75.76	83.10	82.03	85.32	83.55	74.65	64.82	58.18	55.37	56.25	68.60	93.85	90.46	85.96	79.87	73.29	59.28	55.49	71 / 75
DA Forecast	81.1	79.3	78.4	78.3	79.2	81.5	84.6	87.2	89.7	89.7	88.4	86.7	84.9	82.9	81.5	81.1	82.8	89.4	92.0	91.7	90.6	88.7	85.6	82.1	85 / 87



Preliminary Real-Time Prices with Forecasted and Actual System Load

	HE1	HE2	HE3	HE4	HE5	HE6	HE7	HE8	HE9	HE10	HE11	HE12	HE13	HE14	HE15	HE16	HE17	HE18	HE19	HE20	HE21	HE22	HE23	HE24	avg all/peak
WESTERN HUB	93.18	55.51	81.76	106.50	69.63	67.93	79.51	77.84	79.85	72.27	94.54	63.55	60.40	50.01	50.49	47.15	59.87	101.02	52.60	78.58	87.76	85.08	77.05	45.54	73 / 72
BGE	98.949	60.218	87.907	113.75	73.768	71.683	84.544	83.028	84.45	82.011	100.84	89.567	63.381	53.893	54.96	50.855	66.79	110.52	54.984	81.567	114.24	122.42	110.28	47.97	82 / 83
COMED	89.109	39.4	51.148	40.081	33.263	52.927	26.479	55.747	56.235	54.631	76.202	65.659	45.532	40.779	40.147	37.478	39.349	81.912	49.724	73.222	49.039	40.454	38.514	34.88	50 / 53
DOM	96.675	56.048	83.179	107.79	70.654	70.161	79.83	79.372	81.473	72.034	94.725	83.161	58.881	50.086	51.69	49.741	58.948	101.77	53.564	79.521	123.12	136.55	124.11	46.447	80 / 81
NEW JERSEY HUB	99.59	60.59	87.88	114.11	74.05	71.59	84.92	83.23	84.98	87.10	101.87	91.17	64.82	58.99	57.11	51.87	67.82	109.71	61.65	98.25	106.74	88.74	79.68	48.44	81 / 81
Percent Forecast	1.14	0.85	0.80	0.54	0.16	-0.20	-0.06	0.05	-0.50	0.46	1.41	1.67	1.76	2.08	2.21	3.09	4.25	3.08	1.10	0.79	0.65	0.39	-0.21	-0.45	
RTLload	82.059	79.952	79.042	78.702	79.296	81.316	84.595	87.232	89.292	90.07	89.623	88.181	86.383	84.617	83.295	83.684	86.485	92.202	93.003	92.417	91.232	89.022	85.434	81.704	



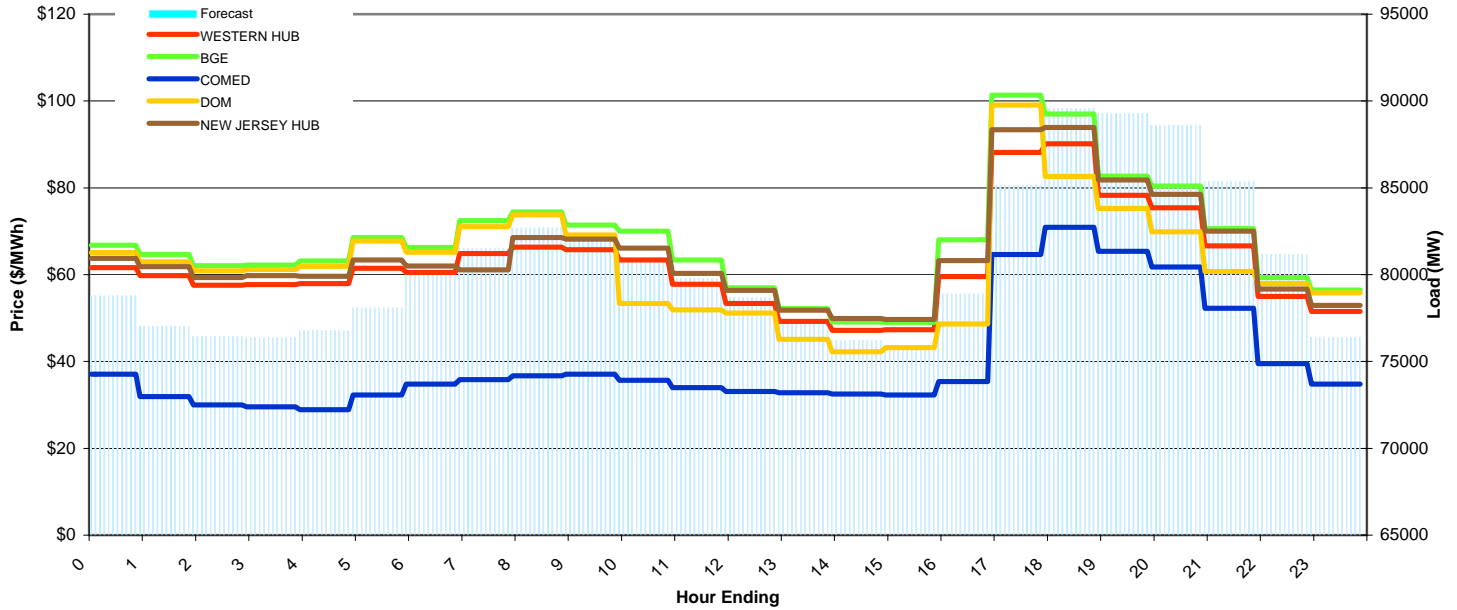
PJM Daily Report

Report for: 11/23/2008

Price Color Codes: <=0 >=100 >=200

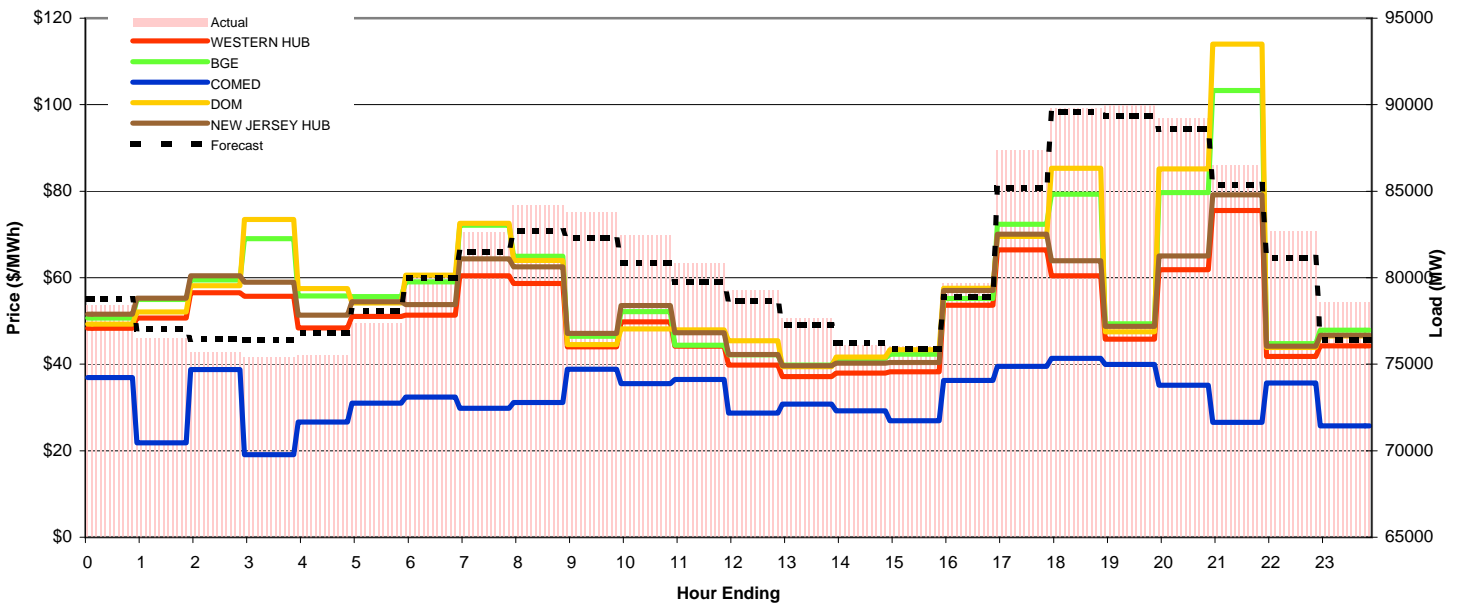
Day-Ahead Prices and Forecast Load

	HE1	HE2	HE3	HE4	HE5	HE6	HE7	HE8	HE9	HE10	HE11	HE12	HE13	HE14	HE15	HE16	HE17	HE18	HE19	HE20	HE21	HE22	HE23	HE24	avg all/peak
WESTERN HUB	61.63	59.74	57.56	57.72	57.91	61.50	60.50	64.87	66.35	65.74	63.37	57.76	53.39	49.24	47.17	47.30	59.54	88.14	90.15	78.26	75.41	66.60	55.00	51.52	62 / 64
BGE	66.779	64.621	62.047	62.209	63.198	68.516	66.259	72.42	74.413	71.442	70	63.374	57.005	52.169	49.096	49.054	68.07	101.32	97.028	82.68	80.431	70.634	59.347	56.472	68 / 70
COMED	37.073	31.921	30.009	29.559	28.877	32.253	34.787	35.829	36.693	37.048	35.688	34	33.129	32.782	32.476	32.27	35.375	64.659	70.938	65.367	61.744	52.227	39.51	34.757	40 / 44
DOM	65.114	62.961	60.907	61.157	61.884	67.705	65.135	71.075	73.803	69.16	53.384	51.856	51.137	45.146	42.268	43.188	48.638	99.083	82.629	75.272	69.879	60.752	57.919	55.806	62 / 62
NEW JERSEY HUB	63.79	61.87	59.37	59.75	59.61	63.37	62.03	61.08	68.58	68.18	66.13	60.31	56.40	51.80	49.91	49.69	63.26	93.39	93.90	81.82	78.51	70.04	56.67	52.94	65 / 67
DA Forecast	78.8	77.0	76.4	76.4	76.8	78.1	80.0	81.5	82.7	82.3	80.8	79.8	78.7	77.3	76.2	75.9	78.9	85.2	89.6	89.3	88.6	85.4	81.2	76.4	81 / 82



Preliminary Real-Time Prices with Forecasted and Actual System Load

	HE1	HE2	HE3	HE4	HE5	HE6	HE7	HE8	HE9	HE10	HE11	HE12	HE13	HE14	HE15	HE16	HE17	HE18	HE19	HE20	HE21	HE22	HE23	HE24	avg all/peak
WESTERN HUB	48.27	50.71	56.55	55.69	48.39	51.08	51.32	60.41	58.69	43.99	49.81	44.16	39.78	37.13	37.97	38.28	53.60	66.47	60.47	45.76	61.81	75.55	41.79	44.25	51 / 51
BGE	50.709	54.941	59.48	69.015	55.812	55.647	59.073	72.156	64.937	46.461	52.161	44.387	42.176	39.771	41.326	42.327	55.191	72.351	79.291	49.364	79.683	103.3	44.727	47.871	58 / 58
COMED	36.901	21.827	38.772	19.114	26.61	30.967	32.391	29.825	31.162	38.855	35.477	36.44	28.74	30.789	29.212	26.907	36.238	39.502	41.365	39.956	35.149	26.534	35.637	25.775	32 / 34
DOM	49.289	52.07	58.122	73.438	57.468	54.187	60.604	72.546	64.014	44.563	48.191	47.915	45.417	39.439	41.659	43.347	57.533	69.565	85.288	47.484	85.133	114.03	43.874	46.546	58 / 59
NEW JERSEY HUB	51.56	55.26	60.46	58.99	51.33	54.43	53.76	64.33	62.54	47.16	53.57	47.27	42.23	39.65	40.26	40.37	57.08	70.06	63.94	48.77	65.01	79.15	44.19	46.72	54 / 54
Percent Forecast	-0.48	-0.67	-1.01	-1.32	-1.64	-0.96	0.08	1.35	1.78	1.77	1.94	1.29	0.79	0.50	-0.15	0.26	0.98	2.51	0.28	0.75	0.71	1.31	1.81	2.73	
RTLoad	78.402	76.522	75.667	75.384	75.542	77.349	80.062	82.609	84.186	83.747	82.451	80.831	79.298	77.671	76.093	76.055	79.669	87.356	89.817	89.986	89.217	86.515	82.666	78.559	



PJM Daily Report

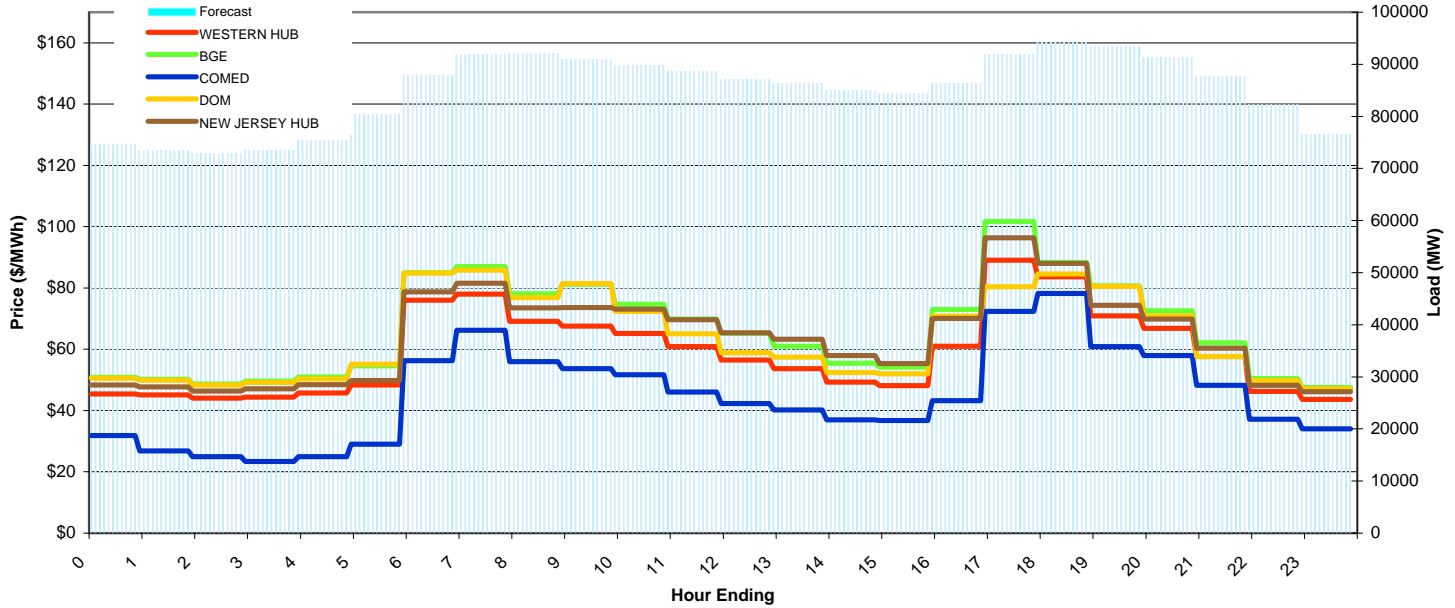
Report for: 11/24/2008

Price Color Codes:

≤0	>=100	>=200
----	-------	-------

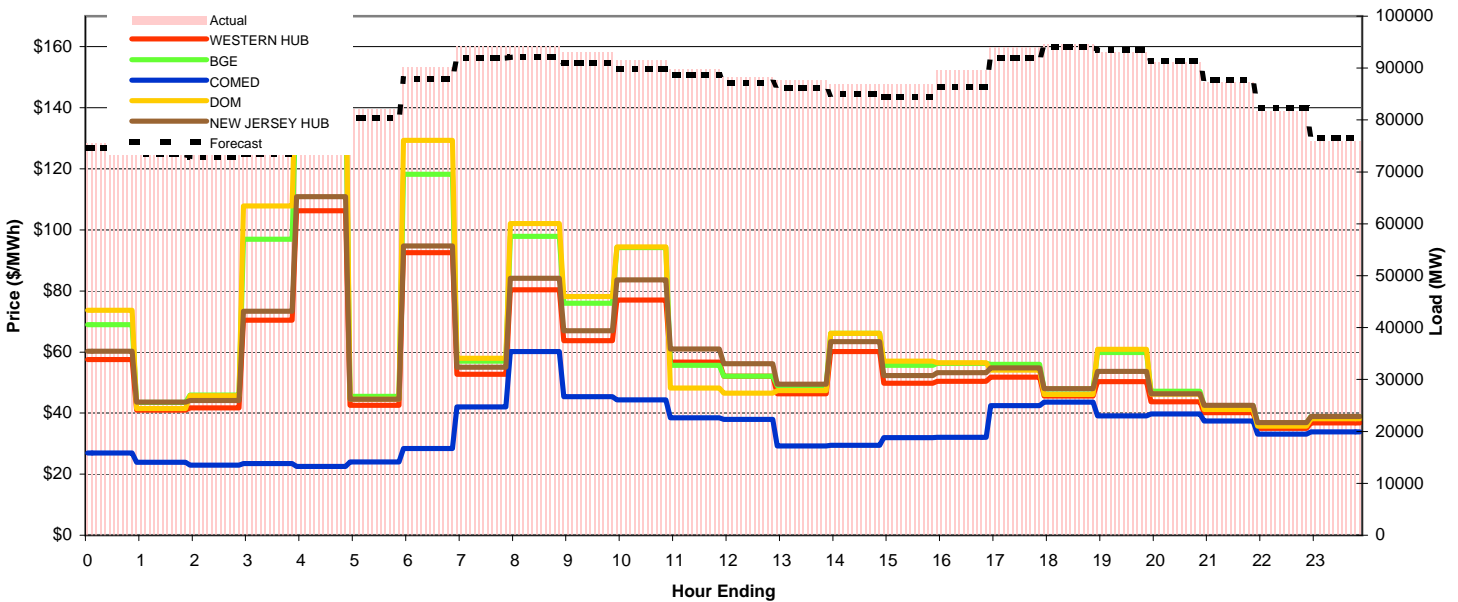
Day-Ahead Prices and Forecast Load

	HE1	HE2	HE3	HE4	HE5	HE6	HE7	HE8	HE9	HE10	HE11	HE12	HE13	HE14	HE15	HE16	HE17	HE18	HE19	HE20	HE21	HE22	HE23	HE24	avg all/peak
WESTERN HUB	45.40	45.11	44.10	44.39	45.71	48.34	76.01	77.95	69.11	67.58	65.20	60.88	56.53	53.64	49.30	48.16	61.00	89.08	83.61	70.89	66.88	57.63	46.21	43.65	59 / 64
BGE	50.838	50.187	48.699	49.559	50.917	54.602	85	86.988	78.103	81.2	74.676	69.897	65.309	61.008	55.454	54.245	72.974	101.74	88.38	80.733	72.551	62.138	50.463	47.491	66 / 72
COMED	31.831	26.798	25	23.379	24.928	29.054	56.319	66.186	56.006	53.643	51.685	46.087	42.277	40.228	36.915	36.716	43.195	78.174	60.832	57.96	48.234	37.223	34.072	45 / 52	
DOM	50.575	49.873	48.37	49.225	50.342	55.145	84.849	85.787	76.841	81.416	72.399	65.09	58.85	57.434	52.457	52.023	70.752	80.41	84.587	80.538	70.912	57.671	49.802	47.07	64 / 69
NEW JERSEY HUB	48.38	47.69	46.33	47.10	48.43	49.85	78.74	81.52	73.50	73.60	73.09	69.61	65.35	63.31	57.96	55.38	70.10	96.35	88.02	74.40	69.83	60.36	48.27	46.11	64 / 70
DA Forecast	74.5	73.4	72.9	73.5	75.5	80.4	87.9	91.9	92.1	91.0	89.8	88.7	87.2	86.3	85.0	84.4	86.3	91.9	94.2	93.4	91.4	87.7	82.2	76.6	85 / 89



Preliminary Real-Time Prices with Forecasted and Actual System Load

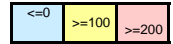
	HE1	HE2	HE3	HE4	HE5	HE6	HE7	HE8	HE9	HE10	HE11	HE12	HE13	HE14	HE15	HE16	HE17	HE18	HE19	HE20	HE21	HE22	HE23	HE24	avg all/peak
WESTERN HUB	57.53	40.94	41.70	70.41	106.26	42.54	92.59	52.74	80.43	63.73	77.05	56.67	52.11	46.30	60.14	49.80	50.42	51.81	45.63	50.29	43.72	40.10	35.01	36.79	56 / 53
BGE	68.956	43.504	45.89	96.966	149.62	45.539	118.2	57.025	97.94	76.024	94.182	55.609	52.107	48.901	66.148	55.626	56.295	55.979	47.88	59.805	47.201	42.441	36.807	38.873	65 / 59
COMED	26.891	23.917	22.995	23.502	22.504	23.989	28.45	42.01	60.175	45.378	44.327	38.455	37.89	29.245	29.419	31.958	32.035	42.403	43.643	39.05	39.739	37.466	33.097	33.898	35 / 39
DOM	73.692	41.536	45.739	107.84	162.95	44.591	129.34	57.955	102.12	78.222	94.445	48.25	46.566	47.384	66.151	57.021	56.468	54.092	46.121	60.863	46.248	41.16	35.733	38.123	66 / 59
NEW JERSEY HUB	60.23	43.62	44.16	73.32	110.86	44.56	94.72	55.02	84.17	66.93	83.62	61.04	56.21	49.46	63.36	52.27	53.22	54.77	48.02	53.66	46.33	42.52	36.91	38.89	59 / 57
Percent Forecast	1.40	1.55	2.11	1.95	2.25	2.08	2.54	2.51	2.20	2.14	1.87	1.31	1.22	1.54	2.17	2.72	3.58	2.29	0.40	-0.36	-0.33	-0.41	-0.60	-0.92	
RTLload	75.602	74.543	74.512	74.98	77.193	82.065	90.189	94.227	94.171	92.963	91.487	89.845	88.231	87.623	86.893	86.799	89.496	94.09	94.531	93.078	91.054	87.307	81.748	75.895	



PJM Daily Report

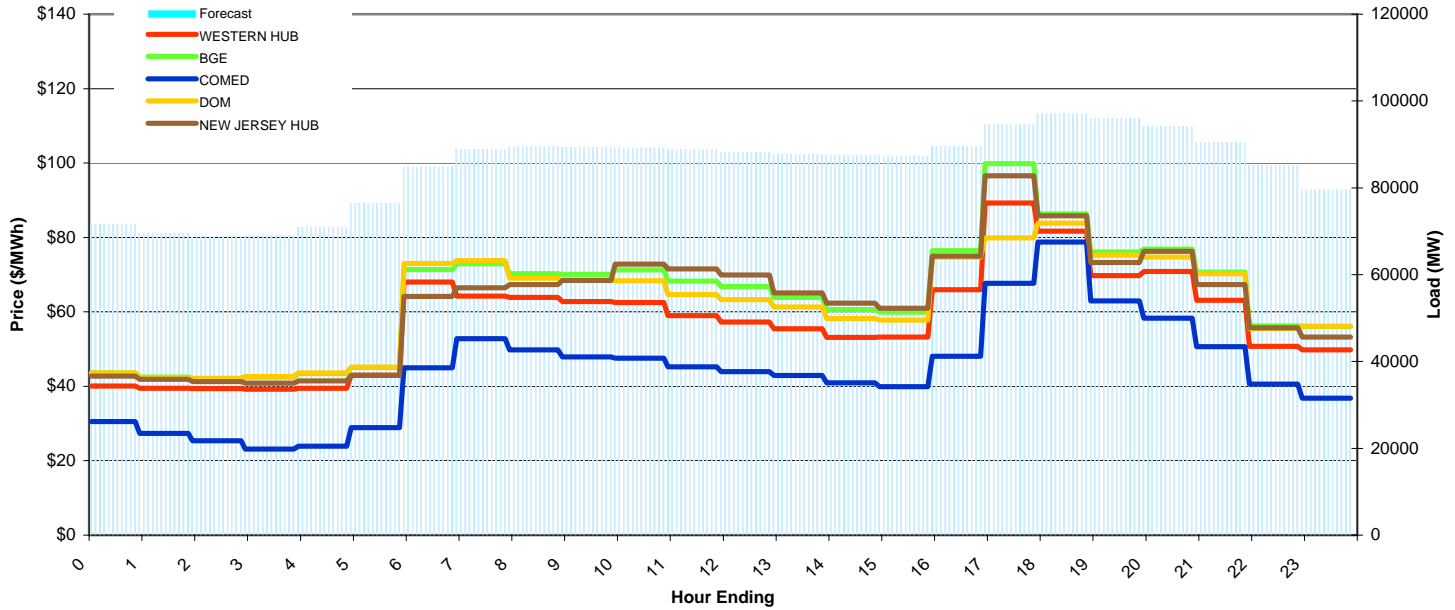
Report for: 11/25/2008

Price Color Codes:



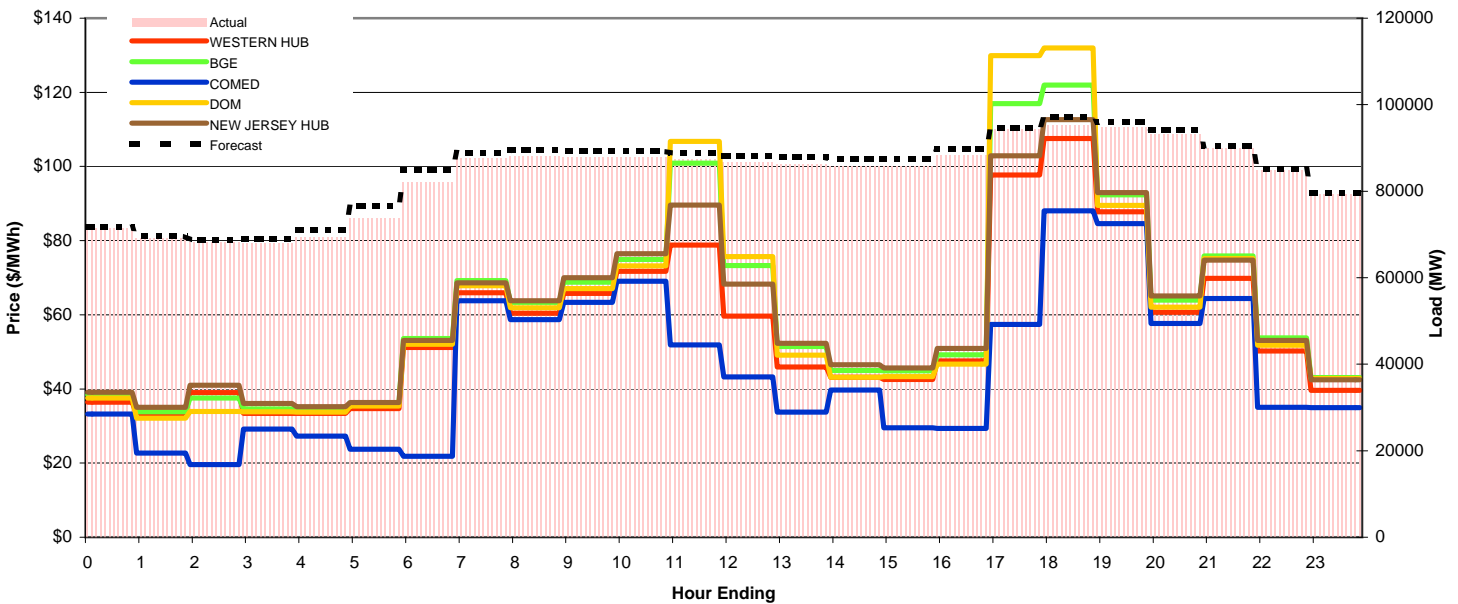
Day-Ahead Prices and Forecast Load

	HE1	HE2	HE3	HE4	HE5	HE6	HE7	HE8	HE9	HE10	HE11	HE12	HE13	HE14	HE15	HE16	HE17	HE18	HE19	HE20	HE21	HE22	HE23	HE24	avg all/peak
WESTERN HUB	40.08	39.50	39.37	39.21	39.50	43.00	68.00	64.28	63.88	62.80	62.50	59.00	57.30	55.48	53.18	53.26	65.92	89.28	81.71	69.76	70.88	63.14	50.74	49.82	58 / 64
BGE	43.559	42.449	42.107	42.478	43.413	45.067	71.391	72.883	70.234	70.077	71.325	68.26	66.802	63.883	60.656	59.967	76.436	99.84	86.315	76.066	76.853	70.685	56.275	56.042	64 / 72
COMED	30.499	27.312	25.359	23.128	23.93	28.91	44.963	52.805	49.82	47.889	47.575	45.204	43.923	42.929	40.934	39.919	48.067	67.659	78.777	62.908	58.325	50.663	40.56	36.768	44 / 51
DOM	43.609	42.34	42.045	42.619	43.623	45.149	73.013	73.777	69.011	68.535	68.36	64.635	63.268	61.308	58.241	57.821	74.7	79.869	83.806	75.242	74.716	70.25	55.555	56.194	62 / 69
NEW JERSEY HUB	42.71	41.84	41.28	40.84	41.44	42.90	64.12	66.49	67.33	68.45	72.81	71.58	69.95	65.11	62.33	60.96	74.99	96.61	85.82	73.29	76.25	67.34	55.75	53.22	63 / 71
DA Forecast	71.6	69.5	68.8	69.0	71.0	76.5	84.8	88.9	89.5	89.3	89.2	88.9	88.2	87.8	87.4	87.4	89.6	94.5	97.1	96.0	94.2	90.5	85.1	79.5	85 / 90



Preliminary Real-Time Prices with Forecasted and Actual System Load

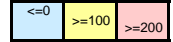
	HE1	HE2	HE3	HE4	HE5	HE6	HE7	HE8	HE9	HE10	HE11	HE12	HE13	HE14	HE15	HE16	HE17	HE18	HE19	HE20	HE21	HE22	HE23	HE24	avg all/peak
WESTERN HUB	36.42	33.20	39.05	33.36	33.37	34.71	51.18	65.93	60.44	65.79	71.75	78.85	59.65	45.93	43.16	42.54	47.54	97.74	107.58	87.81	60.68	69.82	50.21	39.64	57 / 66
BGE	38.406	33.838	37.547	34.587	34.641	36.265	53.577	69.237	63.386	68.771	74.914	100.91	73.29	51.435	44.962	44.877	49.175	116.99	122	92.337	63.976	75.847	53.731	43.044	62 / 73
COMED	33.188	22.694	19.579	29.198	27.295	23.772	21.846	63.787	58.661	63.336	69.054	51.866	43.281	33.788	39.676	29.506	29.316	57.436	88.004	84.623	57.666	64.35	35.063	34.981	45 / 54
DOM	37.564	32.116	33.938	33.843	33.775	35.39	52.083	67.876	61.914	67.058	73.173	106.73	75.692	49.151	43.156	43.328	46.672	129.89	132.01	89.511	62.091	75.2	51.766	42.82	62 / 73
NEW JERSEY HUB	39.13	35.04	40.99	36.04	35.20	36.31	53.10	68.65	63.81	70.01	76.51	89.63	68.25	52.29	46.49	45.66	50.94	102.85	112.60	92.99	65.10	74.76	53.11	42.51	60 / 71
Percent Forecast	-0.09	-0.57	-0.96	-1.57	-2.37	-3.60	-3.35	-1.64	-1.77	-1.68	-1.63	-1.80	-1.65	-1.96	-2.00	-1.90	-1.50	-0.27	-1.89	-1.36	-1.22	-0.62	-0.43	-0.31	
RTLoad	71.538	69.142	68.125	67.979	69.324	73.822	82.096	87.493	87.942	87.87	87.773	87.302	86.731	86.112	85.679	85.731	88.317	94.268	95.276	94.664	93.052	89.911	84.773	79.265	



PJM Daily Report

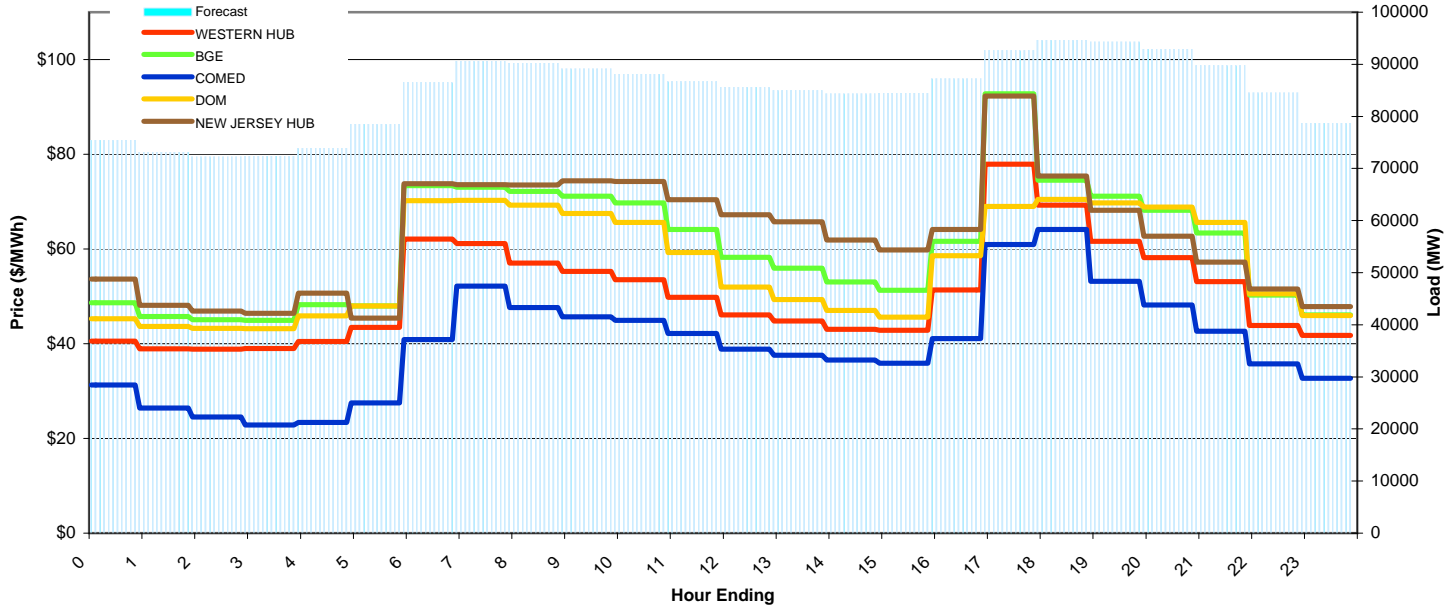
Report for: 11/26/2008

Price Color Codes:



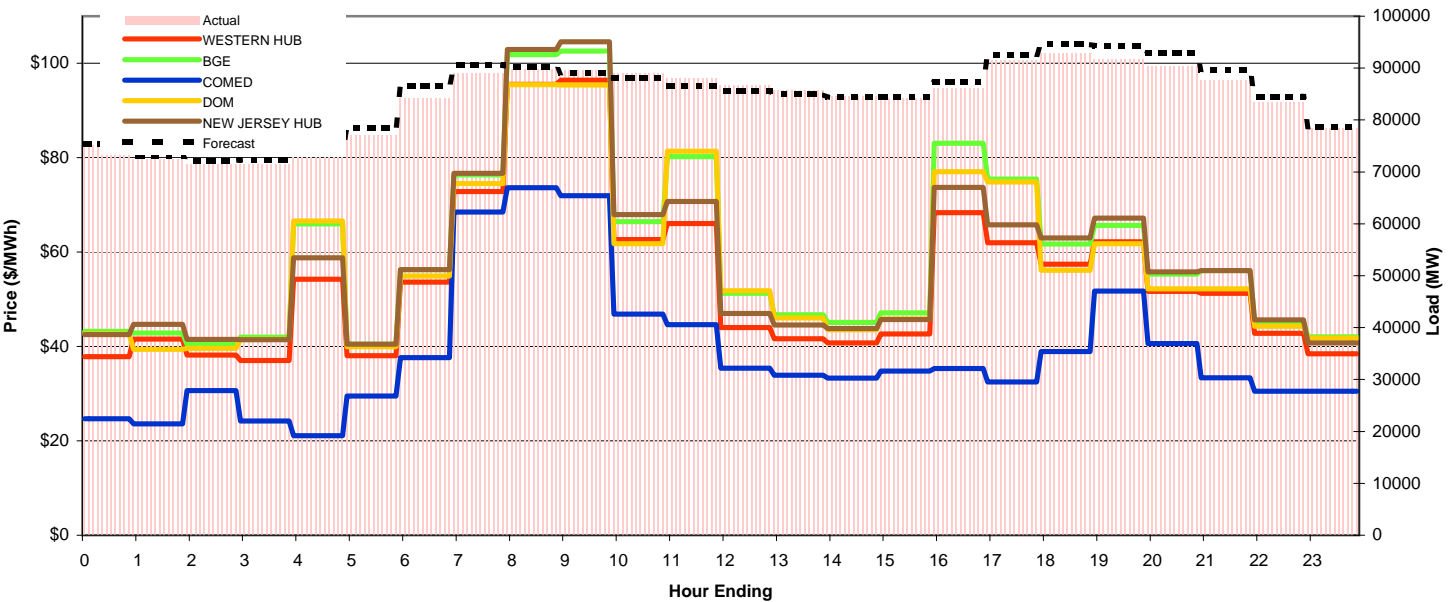
Day-Ahead Prices and Forecast Load

	HE1	HE2	HE3	HE4	HE5	HE6	HE7	HE8	HE9	HE10	HE11	HE12	HE13	HE14	HE15	HE16	HE17	HE18	HE19	HE20	HE21	HE22	HE23	HE24	avg all/peak
WESTERN HUB	40.53	38.91	38.83	39.00	40.46	43.44	62.08	61.16	57.04	55.24	53.50	49.81	46.11	44.80	43.03	42.84	51.35	77.88	69.28	61.65	58.16	53.10	43.87	41.73	51 / 54
BGE	48.617	45.756	45.07	44.916	48.273	47.986	73.373	73.055	72.141	71.147	69.728	64.131	58.265	55.925	53.027	51.301	61.644	92.76	74.498	71.129	68.204	63.393	50.258	46.102	60 / 66
COMED	31.287	26.417	24.553	22.832	23.39	27.472	40.871	52.14	47.646	45.685	44.958	42.171	38.827	37.581	36.527	35.847	41.07	60.926	64.154	53.163	48.182	42.616	35.77	32.704	40 / 45
DOM	45.255	43.655	43.265	43.166	45.847	47.997	70.181	70.282	69.249	67.528	65.578	59.269	51.968	49.294	47.021	45.624	58.559	68.99	70.446	69.751	68.877	65.636	50.529	45.971	57 / 61
NEW JERSEY HUB	53.63	48.09	46.89	46.40	50.69	45.42	73.79	73.60	73.53	74.36	74.26	70.39	67.23	65.71	61.91	59.80	64.13	92.33	75.39	68.15	62.68	57.23	51.58	47.86	63 / 68
DA Forecast	75.4	73.1	72.2	72.3	73.9	78.5	86.5	90.6	90.2	89.1	88.1	86.6	85.6	85.0	84.4	84.4	87.2	92.6	94.6	94.3	93.0	89.7	84.6	78.7	85 / 89



Preliminary Real-Time Prices with Forecasted and Actual System Load

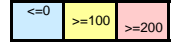
	HE1	HE2	HE3	HE4	HE5	HE6	HE7	HE8	HE9	HE10	HE11	HE12	HE13	HE14	HE15	HE16	HE17	HE18	HE19	HE20	HE21	HE22	HE23	HE24	avg all/peak
WESTERN HUB	37.84	41.57	38.16	37.01	54.24	38.05	53.62	72.84	95.55	96.41	62.64	66.03	44.03	41.61	40.79	42.85	68.35	61.99	57.46	62.18	51.69	51.26	42.80	38.44	54 / 60
BGE	43.184	42.857	40.398	41.971	65.964	40.516	56.293	76.361	101.87	102.61	66.453	80.247	51.287	46.744	45.113	47.137	83.082	75.464	61.724	65.66	55.324	56.095	45.318	42.07	60 / 66
COMED	24.668	23.596	30.681	24.181	21.082	29.471	37.642	68.52	73.675	71.986	46.851	44.592	35.41	33.937	33.316	34.821	35.304	32.484	38.943	51.778	40.626	33.393	30.512	30.545	39 / 44
DOM	42.643	39.433	39.583	41.519	66.619	39.945	54.902	74.511	95.505	95.431	61.773	81.374	51.838	46.03	43.519	45.871	77.07	74.873	56.171	61.77	52.221	52.205	44.276	41.751	58 / 63
NEW JERSEY HUB	42.50	44.72	41.53	41.45	58.83	40.47	56.31	76.72	102.94	104.60	67.97	70.75	47.01	44.56	43.78	45.71	73.74	65.75	63.00	67.18	55.84	56.06	45.63	40.76	58 / 64
Percent Forecast	-0.49	-0.82	-0.96	-1.20	-1.38	-1.81	-2.62	-1.67	-0.37	0.41	1.02	1.59	1.28	0.85	0.33	-0.34	-1.30	-1.14	-1.93	-2.84	-2.97	-2.39	-1.41	-0.42	
RTLLoad	75.073	72.517	71.518	71.442	72.88	77.102	84.282	89.097	89.836	89.508	89.012	88.043	86.75	85.697	84.646	84.153	86.102	91.578	92.789	91.7	90.284	87.621	83.373	78.341	



PJM Daily Report

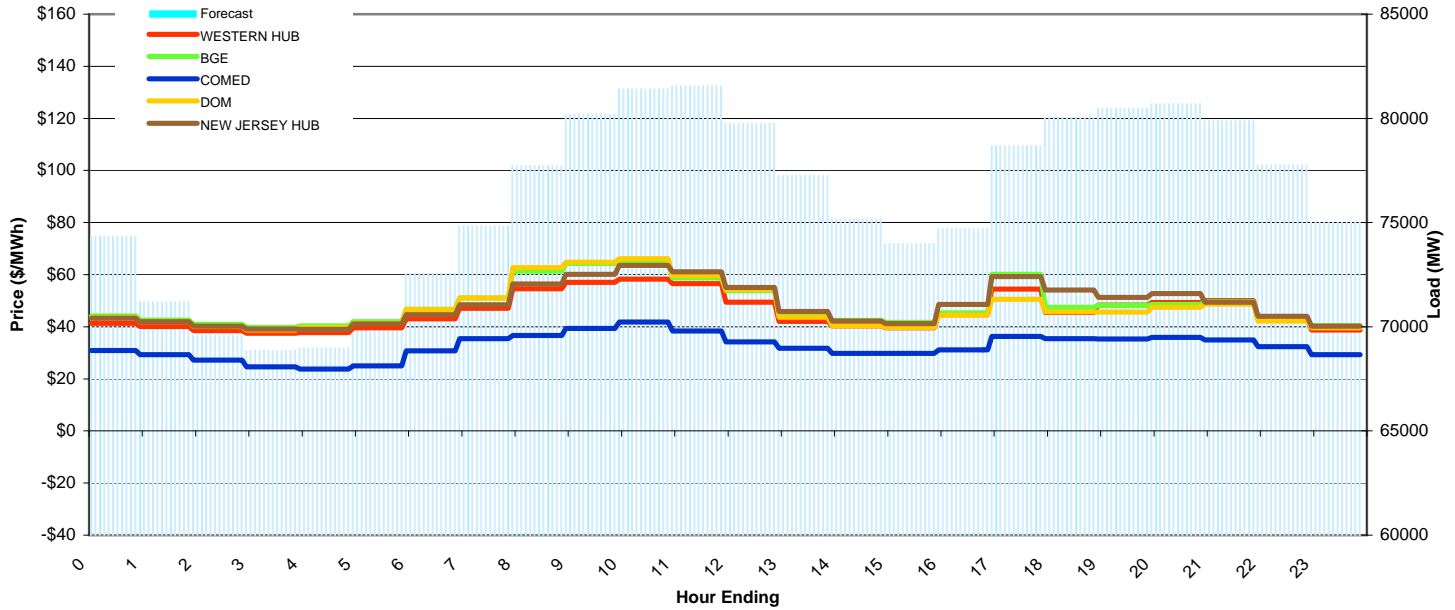
Report for: 11/27/2008

Price Color Codes:



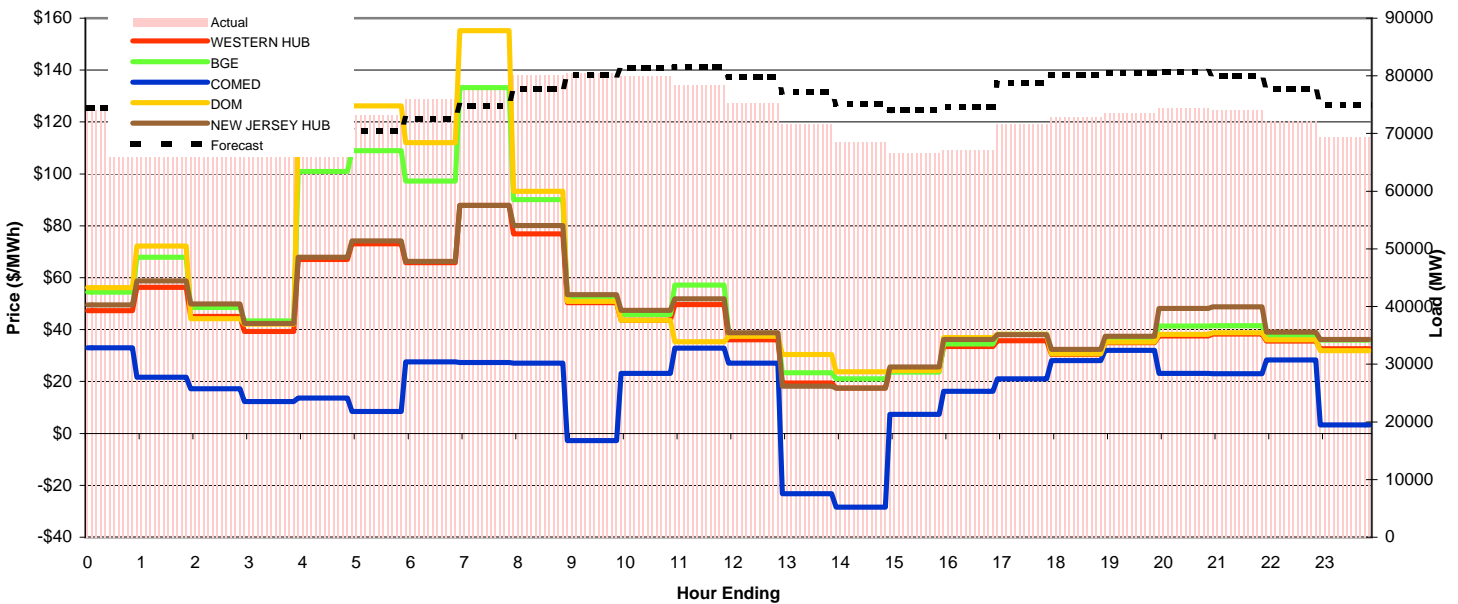
Day-Ahead Prices and Forecast Load

	HE1	HE2	HE3	HE4	HE5	HE6	HE7	HE8	HE9	HE10	HE11	HE12	HE13	HE14	HE15	HE16	HE17	HE18	HE19	HE20	HE21	HE22	HE23	HE24	avg all/peak
WESTERN HUB	41.36	40.16	38.47	37.56	37.79	39.62	43.02	47.11	54.61	57.05	58.25	56.62	49.44	42.10	40.34	39.65	45.10	54.50	45.56	48.31	49.32	50.02	43.45	38.79	46 / 49
BGE	44.174	42.585	40.941	39.673	40.286	41.992	46.68	51.024	61.385	64.341	65.346	58.74	53.917	44.338	42.476	41.698	45.207	60.063	47.455	48.259	48.541	49.63	43.328	40.466	48 / 52
COMED	30.832	29.328	27.204	24.609	23.766	25	30.816	35.379	36.612	39.342	41.829	38.352	34.222	31.748	29.748	29.751	31.087	36.293	35.46	35.302	35.871	34.903	32.386	29.292	32 / 35
DOM	43.516	41.889	40.137	38.739	39.582	41.3	46.662	50.98	62.753	64.814	66.127	59.583	54.251	43.664	40.304	39.715	44.456	50.549	45.707	45.658	47.439	48.753	42.126	39.594	47 / 50
NEW JERSEY HUB	43.32	41.95	40.23	39.11	39.05	41.11	44.70	48.50	56.50	60.13	63.54	61.15	55.05	45.88	42.15	41.18	48.59	59.30	54.09	51.25	52.81	49.47	44.05	40.17	48 / 52
DA Forecast	74.3	71.2	69.6	68.9	69.0	70.4	72.6	74.8	77.7	80.2	81.4	81.6	79.8	77.3	75.2	74.0	74.7	78.7	80.1	80.5	80.7	79.9	77.8	75.0	76 / 78



Preliminary Real-Time Prices with Forecasted and Actual System Load

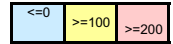
	HE1	HE2	HE3	HE4	HE5	HE6	HE7	HE8	HE9	HE10	HE11	HE12	HE13	HE14	HE15	HE16	HE17	HE18	HE19	HE20	HE21	HE22	HE23	HE24	avg all/peak
WESTERN HUB	47.34	56.34	45.09	39.27	67.03	73.04	65.74	87.90	76.90	50.32	43.64	49.67	36.05	19.38	17.43	24.36	33.53	35.75	30.38	34.91	37.60	38.25	35.56	32.59	45 / 41
BGE	54.424	67.916	48.471	43.405	100.99	108.9	97.189	133.24	90.127	52.188	45.842	57.136	38.566	23.373	21.024	23.569	34.477	38.211	31.606	36.433	41.329	41.495	37.756	35.981	54 / 47
COMED	32.983	21.7	17.176	12.228	13.645	8.4394	27.516	27.367	27.026	-2.801	23.149	32.882	27.039	-23.22	-28.47	7.3448	16.182	21.02	28.076	32.028	23.131	22.971	28.37	3.2874	17 / 16
DOM	56.23	72.176	44.158	42.175	117.12	126.16	112.08	155.16	93.306	50.924	43.647	35.28	37.462	30.459	23.741	24.204	36.927	38.167	30.617	35.249	38.171	38.806	36.106	31.932	56 / 47
NEW JERSEY HUB	49.47	58.76	49.83	42.33	67.90	74.17	66.30	87.84	80.12	53.49	47.48	51.81	38.82	18.23	17.49	25.64	36.15	38.02	32.35	37.41	48.20	48.79	39.02	36.17	48 / 44
Percent Forecast	-0.40	0.56	1.31	2.14	2.88	3.73	4.41	4.43	2.97	0.30	-1.87	-4.08	-5.90	-7.96	-9.61	-10.92	-11.23	-9.91	-9.80	-9.42	-8.56	-7.90	-7.70	-8.26	
RTLoad	74.045	71.591	70.525	70.358	71.035	73.113	75.911	78.299	80.108	80.431	79.906	78.356	75.313	71.559	68.576	66.71	67.165	71.6	72.907	73.557	74.332	74.042	72.199	69.279	



PJM Daily Report

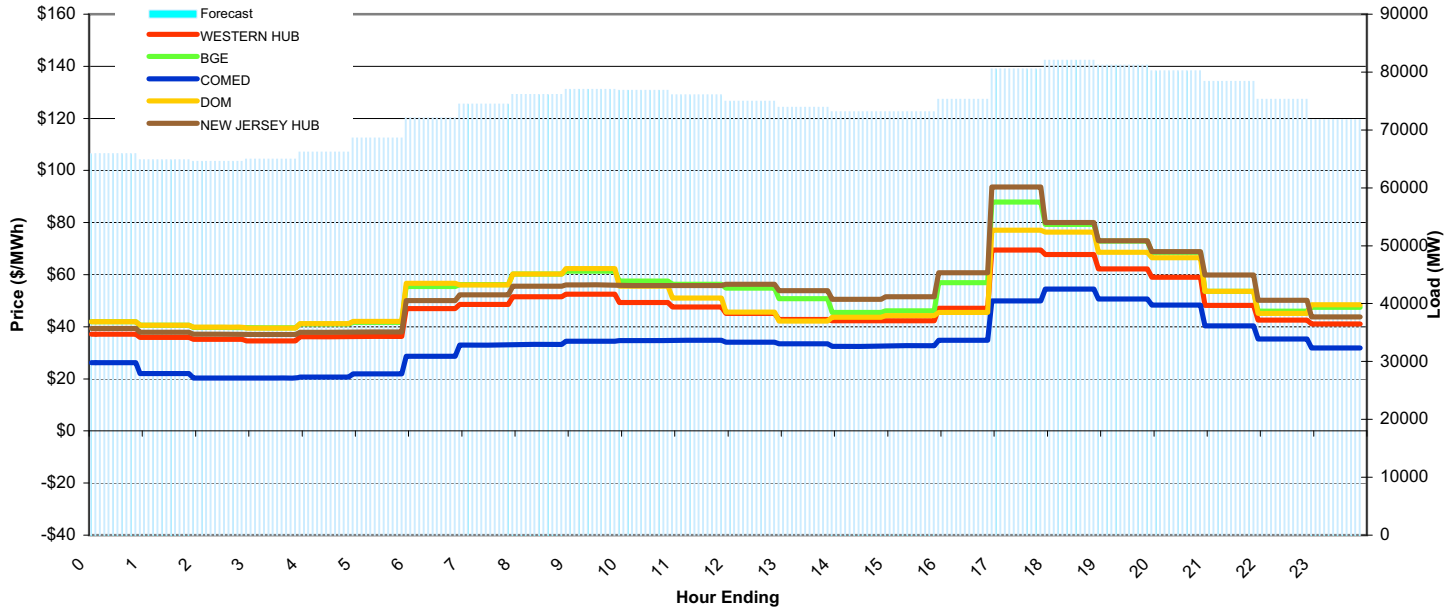
Report for: 11/28/2008

Price Color Codes:



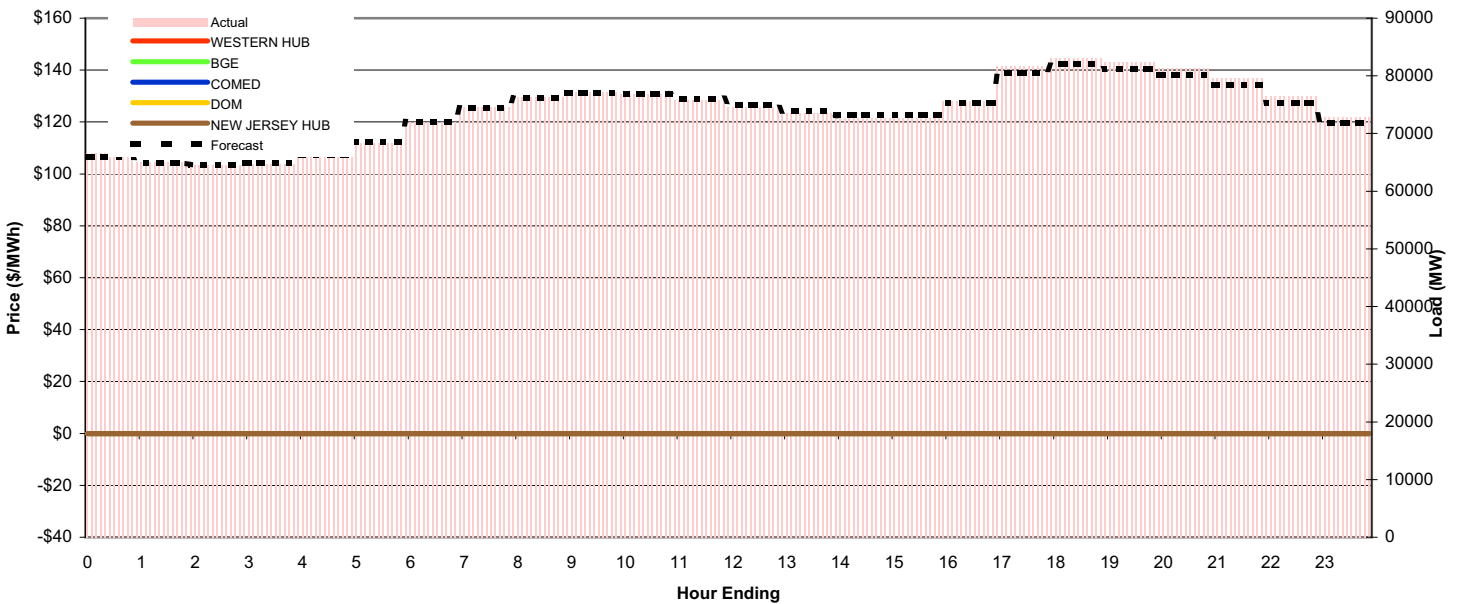
Day-Ahead Prices and Forecast Load

	HE1	HE2	HE3	HE4	HE5	HE6	HE7	HE8	HE9	HE10	HE11	HE12	HE13	HE14	HE15	HE16	HE17	HE18	HE19	HE20	HE21	HE22	HE23	HE24	avg all/peak
WESTERN HUB	37.17	35.93	35.17	34.59	36.14	36.31	46.93	48.60	51.56	52.47	49.26	47.64	45.19	42.77	42.35	42.36	47.11	69.45	67.70	62.23	59.08	48.23	42.52	41.13	47 / 51
BGE	41.955	40.616	39.775	39.571	41.059	41.638	55.51	56.193	60.216	61.405	57.55	56.3	54.88	50.74	45.561	46.131	56.888	87.88	79.294	72.871	68.63	53.588	45.992	47.459	54 / 60
COMED	26.188	22.005	20.317	20.353	20.69	21.952	28.707	33.018	33.199	34.401	34.693	34.87	34.103	33.434	32.444	32.702	34.804	49.887	54.499	50.643	48.277	40.322	35.278	31.919	34 / 39
DOM	41.888	40.595	39.798	39.542	41.228	42.105	56.715	56.057	60.2	62.318	55.537	51.056	45.678	42.144	43.673	44.236	45.543	77.031	76.283	68.538	66.491	53.612	45.191	48.503	52 / 56
NEW JERSEY HUB	39.36	37.89	37.10	36.98	37.90	38.01	50.02	52.22	55.61	56.12	55.79	55.84	56.35	53.89	50.50	51.54	60.69	93.69	79.97	73.03	68.83	59.83	50.17	43.82	54 / 61
DA Forecast	65.9	64.9	64.6	64.9	66.2	68.6	72.1	74.5	76.1	77.0	76.8	76.1	75.0	73.9	73.2	73.2	75.3	80.5	82.1	81.2	80.2	78.4	75.3	71.8	74 / 77



Preliminary Real-Time Prices with Forecasted and Actual System Load

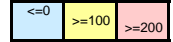
	HE1	HE2	HE3	HE4	HE5	HE6	HE7	HE8	HE9	HE10	HE11	HE12	HE13	HE14	HE15	HE16	HE17	HE18	HE19	HE20	HE21	HE22	HE23	HE24	avg all/peak
0.00	0.00	0.00	0.00	0.00	0.00	0.00	0.00	0.00	0.00	0.00	0.00	0.00	0.00	0.00	0.00	0.00	0.00	0.00	0.00	0.00	0.00	0.00	0.00	0.00	0 / 0
BGE	0	0	0	0	0	0	0	0	0	0	0	0	0	0	0	0	0	0	0	0	0	0	0	0	0 / 0
COMED	0	0	0	0	0	0	0	0	0	0	0	0	0	0	0	0	0	0	0	0	0	0	0	0	0 / 0
DOM	0	0	0	0	0	0	0	0	0	0	0	0	0	0	0	0	0	0	0	0	0	0	0	0	0 / 0
0.00	0.00	0.00	0.00	0.00	0.00	0.00	0.00	0.00	0.00	0.00	0.00	0.00	0.00	0.00	0.00	0.00	0.00	0.00	0.00	0.00	0.00	0.00	0.00	0.00	0 / 0
Percent Forecast	1.01	0.43	-0.02	-0.28	-0.48	-0.36	-0.16	0.14	0.23	0.17	-0.01	-0.31	-0.48	-0.51	-0.71	-0.60	0.33	1.45	1.21	1.51	1.42	1.56	1.69	1.40	
RTLoad	66.596	65.146	64.574	64.756	65.855	68.363	71.984	74.575	76.283	77.116	76.832	75.837	74.619	73.512	72.638	72.717	75.561	81.712	83.064	82.431	81.394	79.623	76.591	72.778	



PJM Daily Report

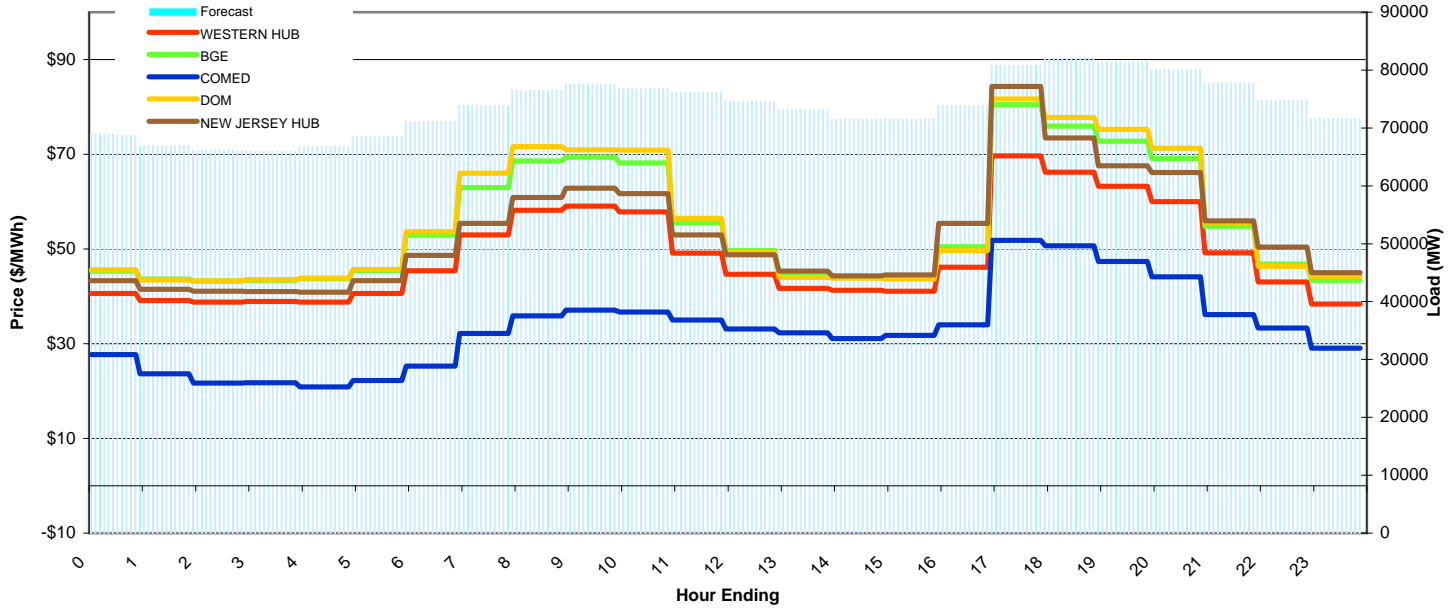
Report for: 11/29/2008

Price Color Codes:



Day-Ahead Prices and Forecast Load

	HE1	HE2	HE3	HE4	HE5	HE6	HE7	HE8	HE9	HE10	HE11	HE12	HE13	HE14	HE15	HE16	HE17	HE18	HE19	HE20	HE21	HE22	HE23	HE24	avg all/peak
WESTERN HUB	40.63	39.14	38.79	38.92	38.82	40.58	45.43	52.96	58.20	59.03	57.87	49.15	44.66	41.72	41.25	41.11	46.13	69.69	66.21	63.25	60.00	49.19	43.02	38.35	49 / 53
BGE	45.326	43.668	43.245	43.35	43.741	45.483	52.9	62.962	68.6	69.367	68.195	55.585	49.638	44.661	44.163	44.046	50.451	80.469	75.913	72.773	69.135	54.827	46.807	43.401	55 / 60
COMED	27.693	23.674	21.698	21.773	20.89	22.232	25.241	32.133	35.845	37.1	36.689	35.002	33.118	32.306	31.094	31.757	33.955	51.805	50.709	47.338	44.092	36.159	33.317	29.071	33 / 38
DOM	45.64	43.443	43.21	43.536	43.854	45.683	53.673	66	71.654	70.944	70.896	56.477	49.267	43.999	43.856	43.62	49.651	81.709	77.784	75.245	71.312	55.575	46.381	44.206	56 / 61
NEW JERSEY HUB	43.30	41.50	41.06	41.00	40.86	43.32	48.63	55.41	60.85	62.86	61.66	53.00	48.79	45.32	44.32	44.50	55.40	84.33	73.43	67.54	66.18	55.97	50.38	45.02	53 / 58
DA Forecast	68.9	66.9	66.1	66.0	66.8	68.5	71.1	73.9	76.5	77.6	76.8	76.1	74.6	73.1	71.6	71.5	73.9	80.8	82.1	81.3	80.1	77.8	74.8	71.6	74 / 76



Preliminary Real-Time Prices with Forecasted and Actual System Load

	HE1	HE2	HE3	HE4	HE5	HE6	HE7	HE8	HE9	HE10	HE11	HE12	HE13	HE14	HE15	HE16	HE17	HE18	HE19	HE20	HE21	HE22	HE23	HE24	avg all/peak
0.00	0.00	0.00	0.00	0.00	0.00	0.00	0.00	0.00	0.00	0.00	0.00	0.00	0.00	0.00	0.00	0.00	0.00	0.00	0.00	0.00	0.00	0.00	0.00	0.00	0 / 0
BGE	0	0	0	0	0	0	0	0	0	0	0	0	0	0	0	0	0	0	0	0	0	0	0	0	0 / 0
COMED	0	0	0	0	0	0	0	0	0	0	0	0	0	0	0	0	0	0	0	0	0	0	0	0	0 / 0
DOM	0	0	0	0	0	0	0	0	0	0	0	0	0	0	0	0	0	0	0	0	0	0	0	0	0 / 0
0.00	0.00	0.00	0.00	0.00	0.00	0.00	0.00	0.00	0.00	0.00	0.00	0.00	0.00	0.00	0.00	0.00	0.00	0.00	0.00	0.00	0.00	0.00	0.00	0.00	0 / 0
Percent Forecast	0.92	0.98	1.11	1.31	1.15	1.39	1.97	2.22	1.87	1.79	2.28	1.15	0.64	-0.05	0.45	0.63	1.57	1.05	1.55	2.11	2.52	3.19	3.15	2.25	
RTLoad	69.493	67.566	66.844	66.85	67.567	69.443	72.509	75.535	77.973	79.029	78.596	77.031	75.079	73.111	71.882	71.985	75.056	81.689	83.354	83.063	82.149	80.362	77.215	73.225	

