

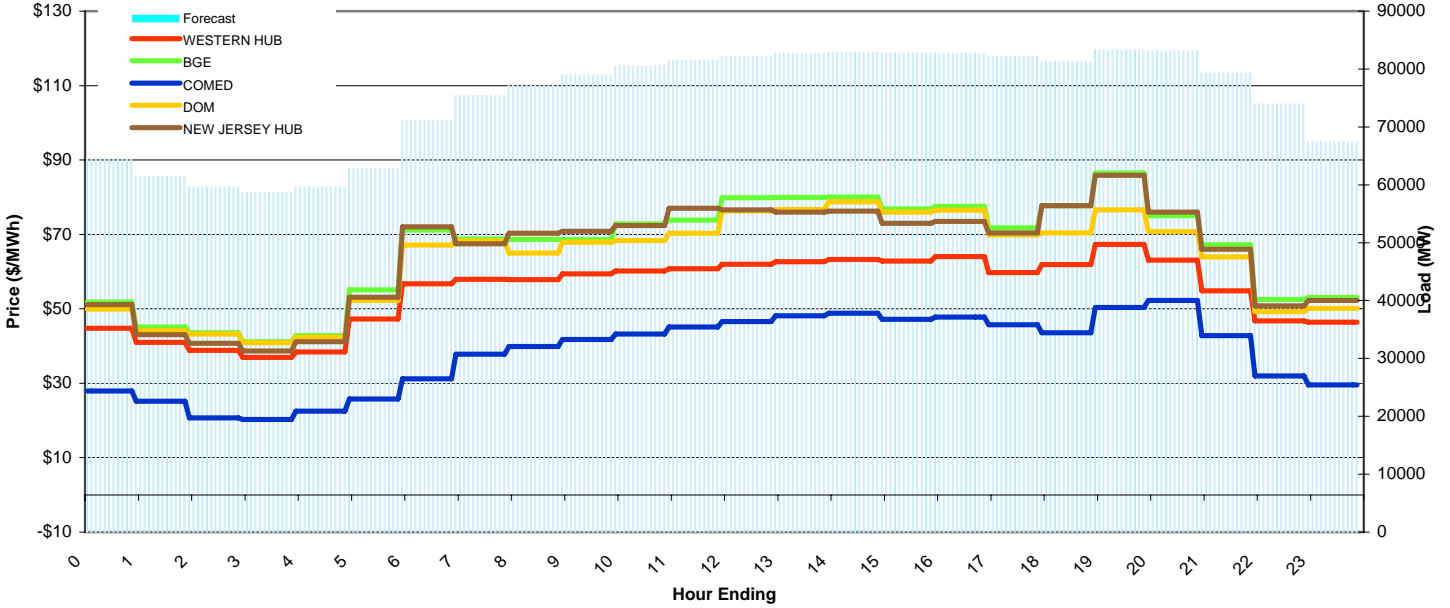
# PJM Daily Report

Data for 01-Oct-2008

Price Color Codes: ≤0 ≥100 ≥200

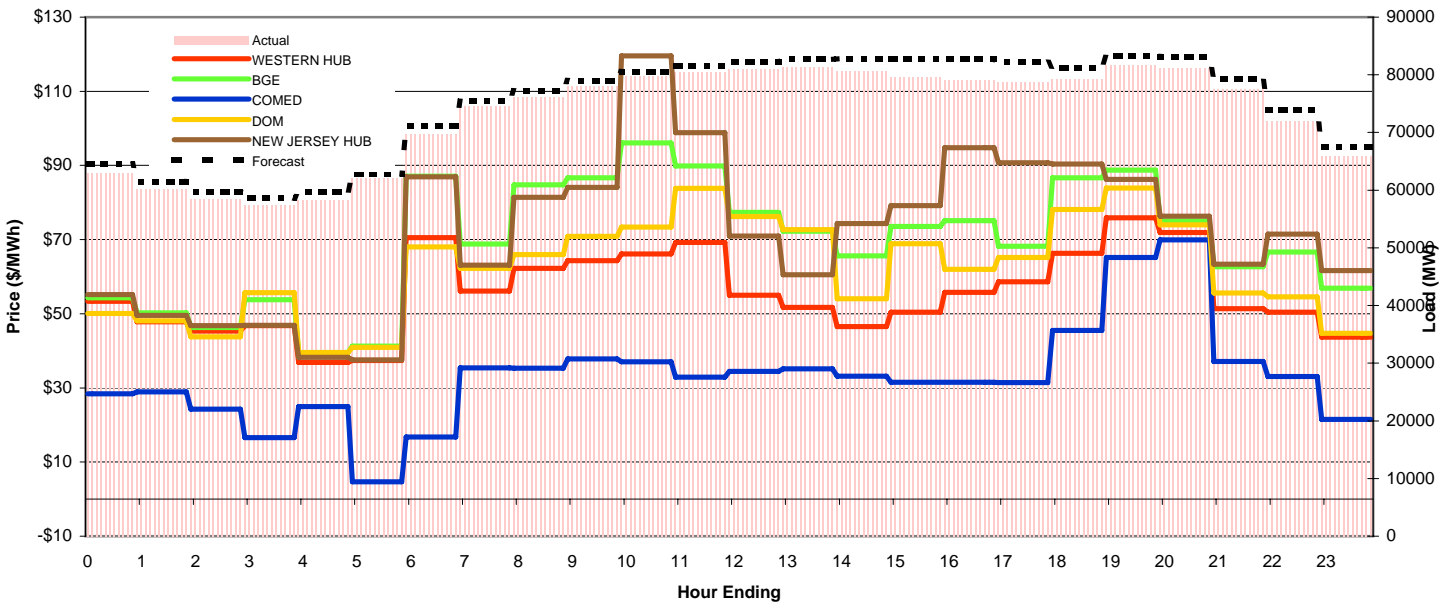
## Day-Ahead Prices and Forecast Load

|                | HE1    | HE2    | HE3    | HE4    | HE5    | HE6    | HE7    | HE8    | HE9    | HE10   | HE11   | HE12   | HE13   | HE14   | HE15   | HE16   | HE17   | HE18   | HE19   | HE20   | HE21   | HE22   | HE23   | HE24   | avg all/peak |
|----------------|--------|--------|--------|--------|--------|--------|--------|--------|--------|--------|--------|--------|--------|--------|--------|--------|--------|--------|--------|--------|--------|--------|--------|--------|--------------|
| WESTERN HUB    | 44.79  | 41.00  | 38.87  | 36.93  | 38.40  | 47.27  | 56.69  | 57.90  | 57.88  | 59.37  | 60.17  | 60.73  | 62.00  | 62.67  | 63.29  | 62.87  | 64.00  | 59.72  | 61.86  | 67.32  | 63.07  | 54.85  | 46.79  | 46.39  | 55 / 60      |
| BGE            | 51.831 | 45.116 | 43.6   | 41.151 | 42.809 | 55.12  | 71.211 | 68.767 | 68.676 | 68.64  | 72.838 | 73.865 | 79.852 | 79.99  | 80.007 | 76.891 | 77.578 | 71.784 | 77.75  | 86.5   | 75.012 | 67.249 | 52.533 | 53.025 | 66 / 74      |
| COMED          | 27.948 | 25.174 | 20.736 | 20.311 | 22.532 | 25.748 | 31.191 | 37.838 | 39.856 | 41.778 | 43.248 | 45.089 | 46.601 | 48.091 | 48.814 | 47.219 | 47.819 | 45.707 | 43.566 | 50.411 | 52.283 | 42.776 | 31.975 | 29.575 | 38 / 45      |
| DOM            | 49.977 | 44.175 | 43.222 | 40.874 | 42.347 | 52.244 | 67.175 | 68.278 | 65     | 67.936 | 68.311 | 70.34  | 76.309 | 76.685 | 78.79  | 76.024 | 76.504 | 69.915 | 70.396 | 76.58  | 70.739 | 63.919 | 49.275 | 50.14  | 63 / 70      |
| NEW JERSEY HUB | 51.17  | 43.04  | 40.76  | 38.70  | 41.20  | 53.14  | 72.07  | 67.52  | 70.33  | 70.80  | 72.37  | 76.99  | 76.63  | 75.99  | 76.22  | 73.00  | 73.51  | 70.38  | 77.71  | 85.88  | 75.98  | 66.04  | 50.77  | 52.30  | 65 / 73      |
| DA Forecast    | 64.5   | 61.5   | 59.7   | 58.7   | 59.7   | 62.8   | 71.1   | 75.4   | 77.2   | 79.0   | 80.5   | 81.5   | 82.2   | 82.7   | 82.8   | 82.8   | 82.7   | 82.2   | 81.2   | 83.3   | 83.2   | 79.3   | 74.0   | 67.4   | 75 / 81      |



## Preliminary Real-Time Prices with Forecasted and Actual System Load

|                  | HE1    | HE2    | HE3    | HE4    | HE5    | HE6    | HE7    | HE8    | HE9    | HE10   | HE11   | HE12   | HE13   | HE14   | HE15   | HE16   | HE17   | HE18   | HE19   | HE20   | HE21   | HE22   | HE23   | HE24   | avg all/peak |
|------------------|--------|--------|--------|--------|--------|--------|--------|--------|--------|--------|--------|--------|--------|--------|--------|--------|--------|--------|--------|--------|--------|--------|--------|--------|--------------|
| WESTERN HUB      | 53.32  | 47.85  | 45.34  | 46.82  | 36.90  | 37.39  | 70.54  | 56.14  | 62.24  | 64.31  | 66.12  | 69.25  | 54.99  | 51.69  | 46.54  | 50.42  | 55.75  | 58.65  | 66.31  | 75.86  | 71.94  | 51.39  | 50.43  | 43.65  | 56 / 60      |
| BGE              | 54.31  | 50.223 | 46.287 | 53.772 | 39.552 | 41.29  | 87.062 | 68.822 | 84.793 | 86.7   | 96.067 | 89.884 | 77.363 | 72.246 | 65.573 | 73.532 | 75.063 | 68.177 | 86.685 | 88.78  | 75.022 | 62.669 | 66.676 | 56.914 | 69 / 77      |
| COMED            | 28.449 | 28.952 | 24.303 | 16.582 | 24.971 | 4.69   | 16.745 | 35.359 | 35.33  | 37.797 | 37.06  | 32.881 | 34.41  | 35.104 | 33.198 | 31.524 | 31.477 | 31.442 | 45.479 | 65.16  | 69.912 | 37.148 | 33.036 | 21.509 | 33 / 39      |
| DOM              | 50.068 | 48.105 | 43.779 | 55.701 | 39.581 | 40.954 | 68.015 | 62.26  | 65.937 | 70.843 | 73.421 | 83.862 | 76.191 | 72.662 | 54.014 | 68.932 | 61.954 | 65.22  | 78.15  | 83.899 | 73.955 | 55.563 | 54.59  | 44.732 | 62 / 69      |
| NEW JERSEY HUB   | 55.16  | 49.53  | 46.76  | 46.85  | 38.26  | 37.57  | 86.94  | 63.09  | 81.38  | 84.05  | 119.51 | 98.84  | 70.97  | 60.52  | 74.34  | 79.18  | 94.76  | 90.71  | 90.37  | 86.25  | 76.36  | 63.33  | 71.45  | 61.68  | 72 / 82      |
| Percent Forecast | -2.46  | -2.19  | -2.17  | -2.03  | -2.34  | -1.18  | -2.02  | -1.13  | -1.38  | -1.26  | -0.97  | -1.21  | -1.41  | -1.70  | -2.62  | -3.88  | -4.55  | -4.36  | -2.39  | -1.82  | -2.38  | -2.07  | -2.64  | -2.36  |              |
| RTLoad           | 62.911 | 60.14  | 58.406 | 57.509 | 58.308 | 62.05  | 69.71  | 74.562 | 76.195 | 78.023 | 79.755 | 80.538 | 81.061 | 81.299 | 80.678 | 79.684 | 79.123 | 78.78  | 79.349 | 81.803 | 81.235 | 77.654 | 72.081 | 65.862 |              |



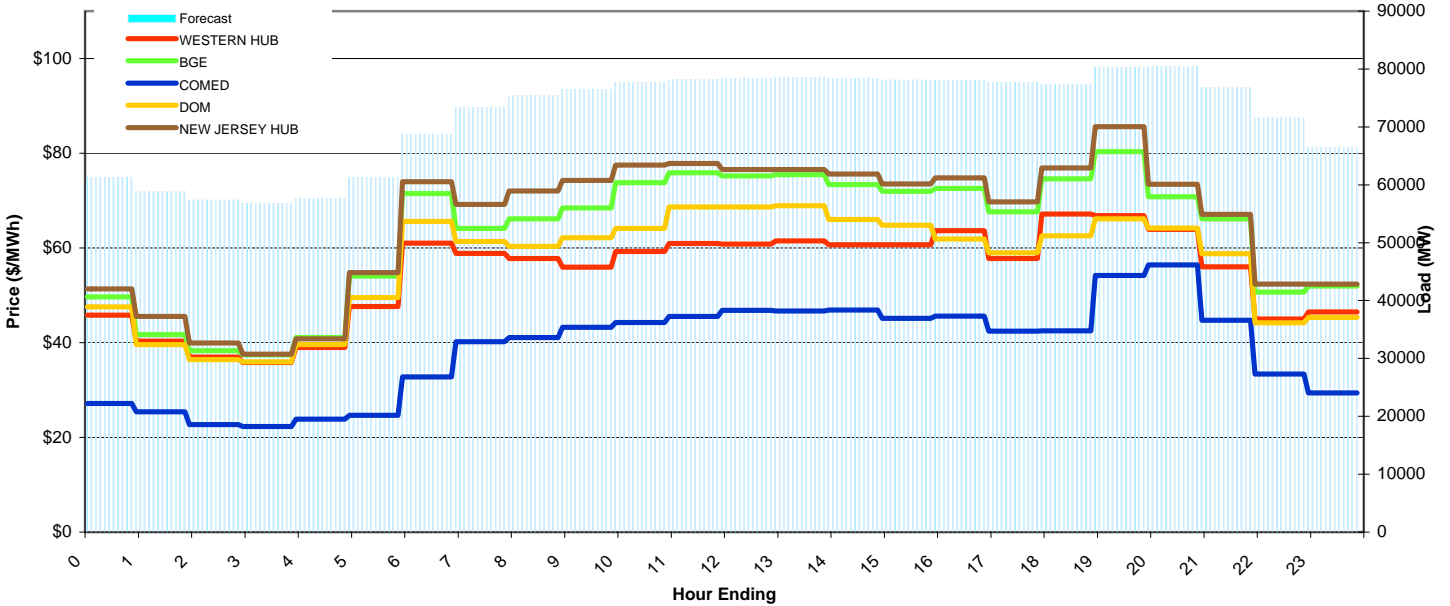
# PJM Daily Report

Data for 02-Oct-2008

Price Color Codes: ≤0 ≥100 ≥200

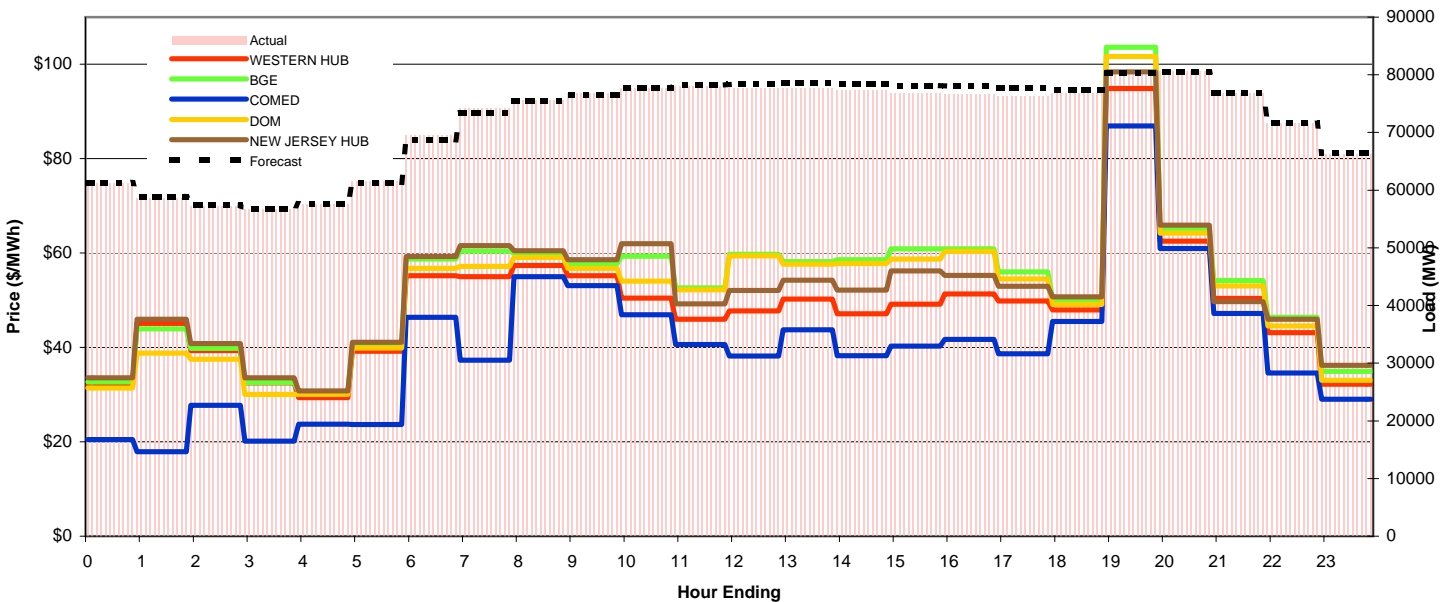
## Day-Ahead Prices and Forecast Load

|                | HE1    | HE2    | HE3    | HE4    | HE5    | HE6    | HE7    | HE8    | HE9    | HE10   | HE11   | HE12   | HE13   | HE14   | HE15   | HE16   | HE17   | HE18   | HE19   | HE20   | HE21   | HE22   | HE23   | HE24   | avg all/peak |
|----------------|--------|--------|--------|--------|--------|--------|--------|--------|--------|--------|--------|--------|--------|--------|--------|--------|--------|--------|--------|--------|--------|--------|--------|--------|--------------|
| WESTERN HUB    | 45.81  | 40.33  | 36.93  | 35.84  | 38.96  | 47.60  | 61.03  | 58.84  | 57.75  | 55.94  | 59.28  | 60.93  | 60.80  | 61.46  | 60.65  | 60.67  | 63.65  | 57.79  | 67.19  | 66.86  | 63.92  | 56.01  | 45.00  | 46.46  | 55 / 60      |
| BGE            | 49.639 | 41.701 | 38.294 | 37.435 | 41.071 | 54.05  | 71.498 | 64.098 | 66.178 | 68.479 | 73.802 | 75.887 | 75.174 | 75.442 | 73.411 | 71.94  | 72.583 | 67.664 | 74.567 | 80.339 | 70.798 | 66.174 | 50.656 | 51.974 | 63 / 70      |
| COMED          | 27.133 | 25.385 | 22.735 | 22.264 | 23.831 | 24.633 | 32.781 | 40.193 | 41.1   | 43.26  | 44.286 | 45.511 | 46.8   | 46.705 | 46.891 | 45.124 | 45.635 | 42.441 | 42.511 | 54.214 | 56.422 | 44.714 | 33.375 | 29.372 | 39 / 45      |
| DOM            | 47.595 | 39.575 | 36.412 | 35.914 | 39.614 | 49.497 | 65.577 | 61.322 | 60.342 | 62.195 | 64.152 | 68.68  | 68.636 | 68.942 | 66.016 | 64.767 | 61.908 | 58.998 | 62.597 | 66.127 | 64.162 | 58.757 | 44.161 | 45.317 | 57 / 63      |
| NEW JERSEY HUB | 51.32  | 45.56  | 39.92  | 37.57  | 40.81  | 54.81  | 73.97  | 69.16  | 72.04  | 74.25  | 77.52  | 77.81  | 76.57  | 76.55  | 75.58  | 73.50  | 74.77  | 69.74  | 76.88  | 85.60  | 73.47  | 67.07  | 52.40  | 52.35  | 65 / 73      |
| DA Forecast    | 61.3   | 58.8   | 57.4   | 56.8   | 57.6   | 61.3   | 68.7   | 73.4   | 75.5   | 76.5   | 77.7   | 78.2   | 78.4   | 78.5   | 78.5   | 78.1   | 78.0   | 77.7   | 77.4   | 80.3   | 80.5   | 76.9   | 71.6   | 66.5   | 72 / 77      |



## Preliminary Real-Time Prices with Forecasted and Actual System Load

|                  | HE1    | HE2    | HE3    | HE4    | HE5    | HE6    | HE7    | HE8    | HE9    | HE10   | HE11   | HE12   | HE13   | HE14   | HE15   | HE16   | HE17   | HE18   | HE19   | HE20   | HE21   | HE22   | HE23   | HE24   | avg all/peak |
|------------------|--------|--------|--------|--------|--------|--------|--------|--------|--------|--------|--------|--------|--------|--------|--------|--------|--------|--------|--------|--------|--------|--------|--------|--------|--------------|
| WESTERN HUB      | 31.94  | 45.09  | 39.32  | 32.51  | 29.36  | 39.17  | 55.22  | 55.00  | 57.35  | 55.23  | 50.46  | 45.97  | 47.77  | 50.24  | 47.14  | 49.14  | 51.34  | 49.84  | 47.95  | 94.85  | 62.56  | 50.35  | 43.11  | 32.23  | 48 / 54      |
| BGE              | 32.721 | 43.962 | 39.837 | 32.527 | 30.523 | 40.721 | 58.703 | 60.426 | 59.929 | 57.679 | 59.359 | 52.635 | 59.744 | 58.176 | 58.583 | 60.866 | 60.884 | 56.041 | 50.151 | 103.64 | 65.266 | 54.194 | 46.406 | 34.946 | 53 / 60      |
| COMED            | 20.508 | 17.916 | 27.751 | 20.127 | 23.704 | 23.65  | 46.418 | 37.299 | 55     | 53.084 | 46.925 | 40.629 | 38.156 | 43.767 | 38.261 | 40.308 | 41.695 | 38.657 | 45.485 | 86.943 | 60.978 | 47.212 | 34.569 | 29.056 | 40 / 47      |
| DOM              | 31.395 | 38.766 | 37.516 | 30.048 | 30.05  | 39.86  | 56.773 | 57.2   | 59.053 | 56.789 | 54.06  | 52.192 | 59.38  | 57.627 | 57.781 | 58.723 | 60.371 | 54.545 | 49.078 | 101.64 | 64.237 | 53.007 | 44.556 | 33.012 | 52 / 59      |
| NEW JERSEY HUB   | 33.57  | 45.95  | 40.79  | 33.56  | 30.77  | 41.12  | 59.25  | 61.57  | 60.49  | 58.59  | 62.01  | 49.26  | 52.08  | 54.24  | 52.15  | 56.20  | 55.26  | 52.94  | 50.76  | 98.40  | 65.94  | 49.74  | 45.96  | 36.24  | 52 / 58      |
| Percent Forecast | -0.06  | -0.34  | -0.35  | -0.25  | -0.13  | 0.41   | 1.21   | 1.09   | 0.07   | 0.29   | -0.08  | -0.39  | -0.79  | -1.02  | -1.58  | -1.76  | -1.96  | -1.79  | -0.75  | 0.30   | 0.15   | -0.16  | 0.06   | -0.40  |              |
| RTLload          | 61.266 | 58.604 | 57.165 | 56.698 | 57.549 | 61.579 | 69.557 | 74.248 | 75.542 | 76.734 | 77.656 | 77.932 | 77.734 | 77.738 | 77.229 | 76.773 | 76.55  | 76.303 | 76.83  | 80.585 | 80.63  | 76.766 | 71.62  | 66.195 |              |



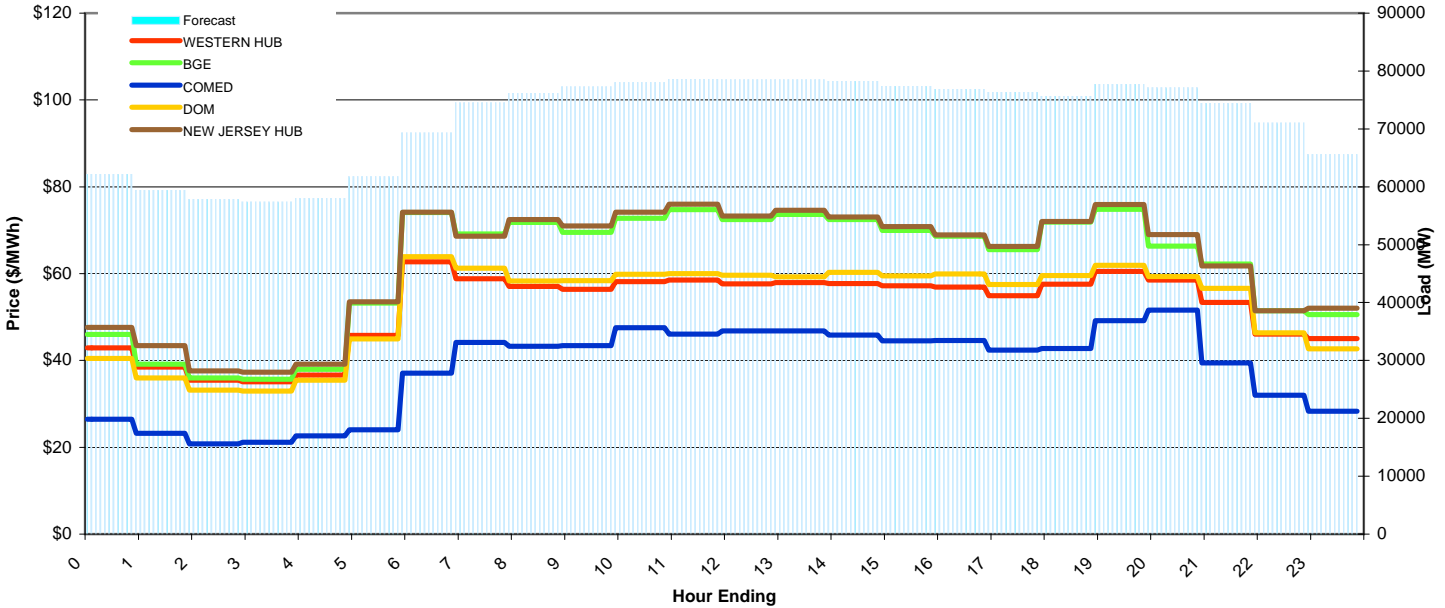
# PJM Daily Report

Data for 03-Oct-2008

Price Color Codes: ≤0 ≥100 ≥200

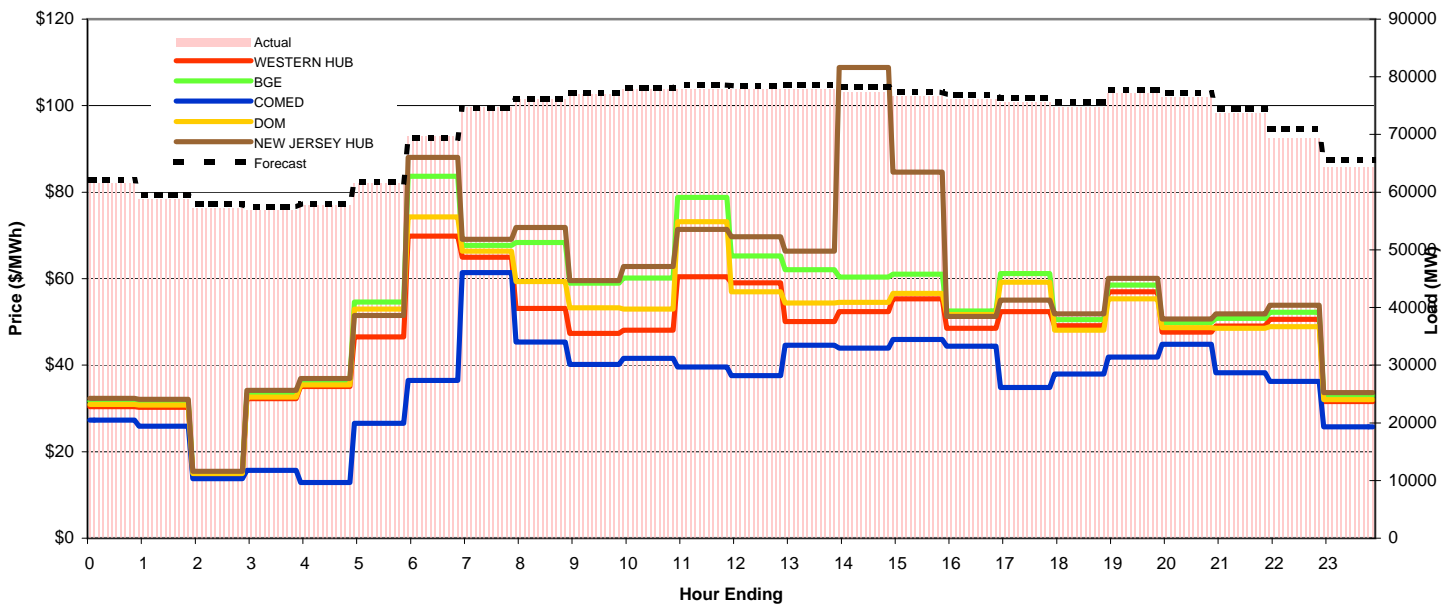
## Day-Ahead Prices and Forecast Load

|                | HE1    | HE2    | HE3    | HE4    | HE5    | HE6    | HE7    | HE8    | HE9    | HE10   | HE11   | HE12   | HE13   | HE14   | HE15   | HE16   | HE17   | HE18   | HE19   | HE20   | HE21   | HE22   | HE23   | HE24   | avg all/peak |
|----------------|--------|--------|--------|--------|--------|--------|--------|--------|--------|--------|--------|--------|--------|--------|--------|--------|--------|--------|--------|--------|--------|--------|--------|--------|--------------|
| WESTERN HUB    | 42.89  | 38.51  | 35.43  | 35.07  | 36.63  | 45.77  | 62.71  | 58.84  | 57.08  | 56.37  | 58.16  | 58.53  | 57.64  | 57.91  | 57.72  | 57.18  | 56.88  | 54.88  | 57.60  | 60.52  | 58.52  | 53.37  | 46.05  | 45.03  | 52 / 57      |
| BGE            | 45.974 | 39.136 | 35.984 | 35.666 | 37.926 | 53.19  | 74.091 | 69.153 | 71.771 | 69.511 | 72.758 | 74.764 | 72.455 | 73.602 | 72.478 | 69.951 | 68.634 | 65.521 | 71.848 | 74.803 | 66.311 | 62.182 | 51.454 | 50.598 | 62 / 69      |
| COMED          | 26.476 | 23.244 | 20.769 | 21.129 | 22.611 | 24.038 | 37.086 | 44.129 | 43.242 | 43.401 | 47.54  | 46.092 | 46.815 | 46.792 | 45.879 | 44.522 | 44.567 | 42.408 | 42.742 | 49.181 | 51.599 | 39.449 | 32.017 | 28.274 | 38 / 44      |
| DOM            | 40.498 | 36.007 | 33.153 | 32.959 | 35.468 | 44.926 | 63.899 | 61.29  | 58.282 | 58.399 | 59.827 | 59.971 | 59.666 | 59.251 | 60.297 | 59.475 | 59.961 | 57.525 | 59.56  | 61.882 | 59.339 | 56.599 | 46.355 | 42.662 | 53 / 59      |
| NEW JERSEY HUB | 47.59  | 43.42  | 37.57  | 37.31  | 39.12  | 53.54  | 74.18  | 68.66  | 72.45  | 70.97  | 74.13  | 76.01  | 73.26  | 74.60  | 73.08  | 70.85  | 68.94  | 66.25  | 72.01  | 75.94  | 68.97  | 61.74  | 51.45  | 52.05  | 63 / 70      |
| DA Forecast    | 62.2   | 59.5   | 57.9   | 57.4   | 58.0   | 61.7   | 69.3   | 74.5   | 76.2   | 77.3   | 78.0   | 78.6   | 78.5   | 78.5   | 78.2   | 77.3   | 76.9   | 76.3   | 75.7   | 77.7   | 77.1   | 74.5   | 71.0   | 65.6   | 72 / 77      |



## Preliminary Real-Time Prices with Forecasted and Actual System Load

|                  | HE1    | HE2    | HE3    | HE4    | HE5    | HE6    | HE7    | HE8    | HE9    | HE10   | HE11   | HE12   | HE13   | HE14   | HE15   | HE16   | HE17   | HE18   | HE19   | HE20   | HE21   | HE22   | HE23   | HE24   | avg all/peak |
|------------------|--------|--------|--------|--------|--------|--------|--------|--------|--------|--------|--------|--------|--------|--------|--------|--------|--------|--------|--------|--------|--------|--------|--------|--------|--------------|
| WESTERN HUB      | 30.43  | 30.25  | 14.64  | 32.29  | 35.10  | 46.54  | 69.84  | 64.97  | 53.10  | 47.33  | 48.09  | 60.46  | 59.02  | 50.07  | 52.39  | 55.34  | 48.53  | 52.35  | 49.15  | 56.98  | 47.64  | 49.04  | 50.57  | 31.60  | 47 / 53      |
| BGE              | 31.629 | 31.439 | 15.211 | 33.39  | 36.282 | 54.625 | 83.66  | 67.716 | 68.358 | 58.939 | 60.141 | 78.825 | 65.241 | 62.075 | 60.362 | 61.031 | 52.494 | 61.196 | 50.502 | 58.521 | 49.844 | 50.863 | 52.219 | 32.972 | 53 / 60      |
| COMED            | 27.297 | 25.863 | 13.734 | 15.689 | 12.902 | 26.546 | 36.448 | 61.415 | 45.341 | 40.14  | 41.562 | 39.603 | 37.564 | 44.605 | 43.924 | 45.933 | 44.402 | 34.82  | 37.98  | 41.884 | 44.804 | 38.261 | 36.216 | 25.753 | 36 / 42      |
| DOM              | 30.931 | 30.796 | 14.943 | 32.615 | 35.446 | 52.939 | 74.248 | 66.326 | 59.331 | 53.249 | 52.989 | 73.139 | 56.945 | 54.4   | 54.525 | 56.579 | 51.716 | 59.198 | 48.064 | 55.302 | 48.682 | 48.501 | 48.933 | 32.05  | 50 / 55      |
| NEW JERSEY HUB   | 32.36  | 32.11  | 15.46  | 34.18  | 36.95  | 51.50  | 88.06  | 69.13  | 71.87  | 59.57  | 62.79  | 71.40  | 69.66  | 66.37  | 108.81 | 84.61  | 51.27  | 55.07  | 51.83  | 60.05  | 50.66  | 51.87  | 53.89  | 33.65  | 57 / 65      |
| Percent Forecast | -1.14  | -1.28  | -1.12  | -0.93  | -0.38  | -0.32  | 0.44   | 0.38   | -0.06  | -0.31  | -0.27  | -0.94  | -0.84  | -0.93  | -1.15  | -0.86  | -0.91  | -1.08  | -1.24  | -0.72  | -0.87  | -1.01  | -2.45  | -2.01  |              |
| RTLoad           | 61.462 | 58.703 | 57.239 | 56.829 | 57.779 | 61.534 | 69.649 | 74.791 | 76.142 | 77.022 | 77.782 | 77.854 | 77.821 | 77.792 | 77.337 | 76.672 | 76.196 | 75.492 | 74.773 | 77.186 | 76.432 | 73.708 | 69.341 | 64.293 |              |



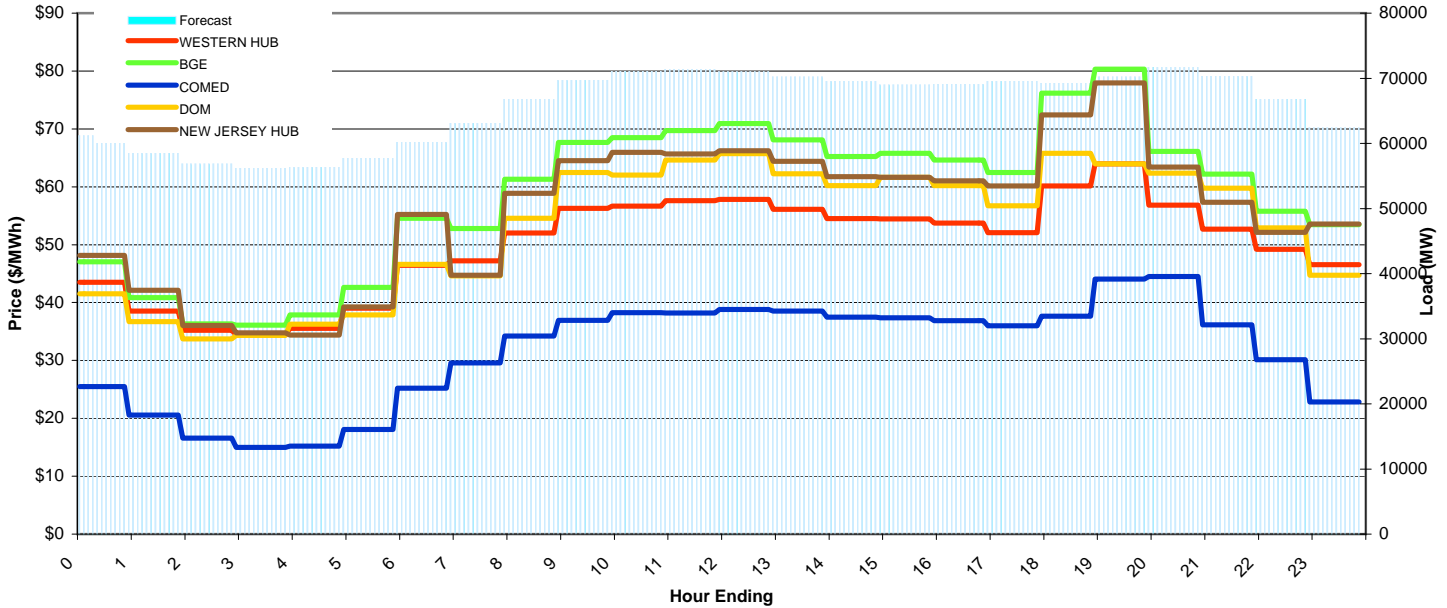
# PJM Daily Report

Data for 04-Oct-2008

Price Color Codes: ≤0 ≥100 ≥200

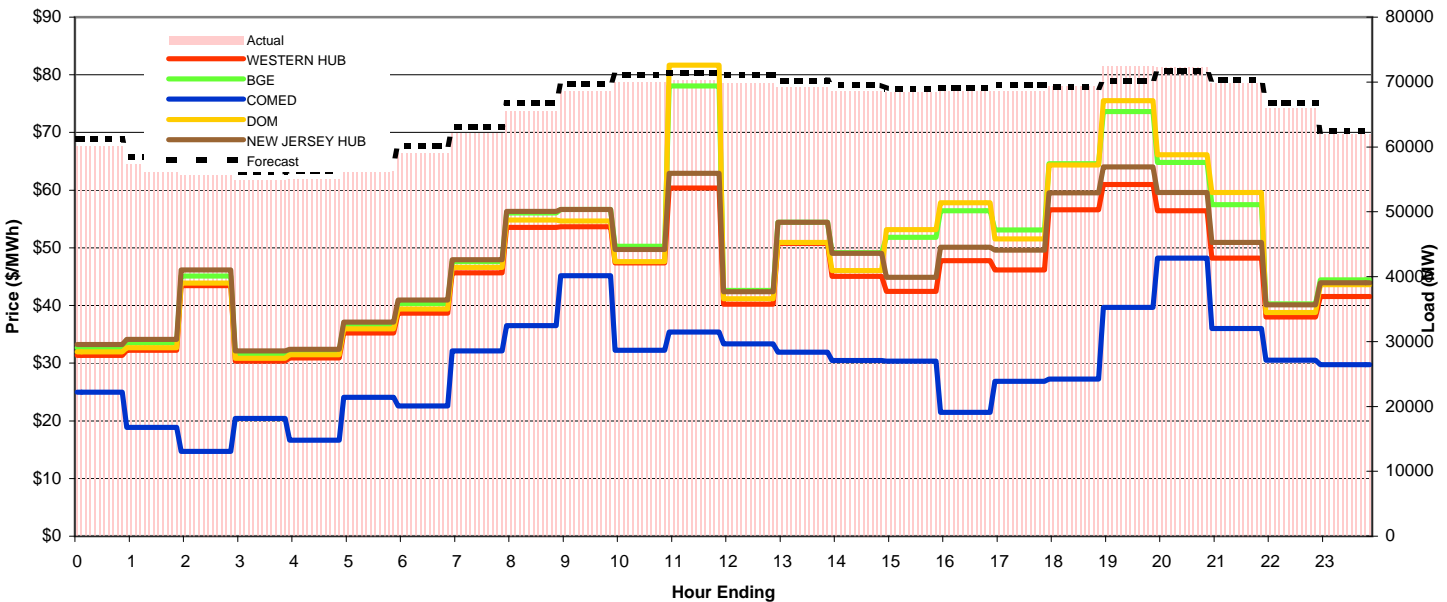
## Day-Ahead Prices and Forecast Load

|                | HE1    | HE2    | HE3    | HE4    | HE5    | HE6    | HE7    | HE8    | HE9    | HE10   | HE11   | HE12   | HE13   | HE14   | HE15   | HE16   | HE17   | HE18   | HE19   | HE20   | HE21   | HE22   | HE23   | HE24   | avg all/peak |
|----------------|--------|--------|--------|--------|--------|--------|--------|--------|--------|--------|--------|--------|--------|--------|--------|--------|--------|--------|--------|--------|--------|--------|--------|--------|--------------|
| WESTERN HUB    | 43.49  | 38.51  | 35.20  | 34.45  | 35.57  | 39.05  | 46.46  | 47.20  | 52.00  | 56.28  | 56.65  | 57.63  | 57.82  | 56.12  | 54.51  | 54.48  | 53.75  | 52.10  | 60.17  | 63.96  | 56.84  | 52.68  | 49.22  | 46.52  | 50 / 55      |
| BGE            | 47.047 | 40.829 | 36.337 | 36.106 | 37.856 | 42.604 | 54.582 | 52.799 | 61.324 | 67.642 | 68.507 | 69.706 | 70.913 | 68.133 | 65.258 | 65.762 | 64.613 | 62.464 | 76.179 | 80.302 | 66.096 | 62.212 | 55.787 | 53.432 | 59 / 66      |
| COMED          | 25.461 | 20.581 | 16.599 | 14.989 | 15.178 | 18.102 | 25.234 | 29.596 | 34.193 | 36.954 | 38.249 | 38.21  | 38.818 | 38.531 | 37.485 | 37.394 | 36.881 | 36     | 37.635 | 44.033 | 44.52  | 36.136 | 30.124 | 22.853 | 31 / 37      |
| DOM            | 41.499 | 36.682 | 33.738 | 34.317 | 36.278 | 37.885 | 46.583 | 44.629 | 54.556 | 62.46  | 62.011 | 64.631 | 65.726 | 62.268 | 60.229 | 61.652 | 60.211 | 56.71  | 65.811 | 63.97  | 62.353 | 59.752 | 52.892 | 44.74  | 53 / 60      |
| NEW JERSEY HUB | 48.16  | 42.12  | 36.06  | 34.77  | 34.40  | 39.26  | 55.25  | 44.74  | 58.89  | 64.51  | 65.93  | 65.69  | 66.22  | 64.39  | 61.78  | 61.65  | 61.02  | 60.14  | 72.41  | 77.92  | 63.39  | 57.32  | 52.11  | 53.56  | 56 / 62      |
| DA Forecast    | 61.2   | 58.5   | 56.8   | 56.2   | 56.3   | 57.7   | 60.2   | 63.1   | 66.8   | 69.7   | 71.1   | 71.4   | 71.0   | 70.2   | 69.5   | 69.0   | 69.1   | 69.6   | 69.2   | 70.2   | 71.7   | 70.3   | 66.7   | 62.4   | 66 / 69      |



## Preliminary Real-Time Prices with Forecasted and Actual System Load

|                  | HE1    | HE2    | HE3    | HE4    | HE5    | HE6    | HE7    | HE8    | HE9    | HE10   | HE11   | HE12   | HE13   | HE14   | HE15   | HE16   | HE17   | HE18   | HE19   | HE20   | HE21   | HE22   | HE23   | HE24   | avg all/peak |
|------------------|--------|--------|--------|--------|--------|--------|--------|--------|--------|--------|--------|--------|--------|--------|--------|--------|--------|--------|--------|--------|--------|--------|--------|--------|--------------|
| WESTERN HUB      | 31.37  | 32.26  | 43.47  | 30.36  | 30.91  | 35.24  | 38.68  | 45.65  | 53.53  | 53.67  | 47.38  | 60.36  | 40.23  | 50.77  | 45.05  | 42.45  | 47.76  | 46.17  | 56.60  | 60.95  | 56.41  | 48.23  | 38.01  | 41.56  | 45 / 50      |
| BGE              | 32.687 | 33.497 | 45.111 | 31.551 | 32.099 | 36.708 | 40.344 | 47.597 | 56.028 | 56.654 | 50.283 | 78.069 | 42.588 | 54.445 | 49.186 | 51.836 | 56.448 | 53.116 | 64.589 | 73.63  | 64.793 | 57.497 | 40.306 | 44.424 | 50 / 56      |
| COMED            | 24.963 | 18.891 | 14.726 | 20.429 | 16.619 | 24.069 | 22.571 | 32.128 | 36.492 | 45.141 | 32.264 | 35.426 | 33.363 | 31.904 | 30.484 | 30.367 | 21.486 | 26.882 | 27.249 | 39.68  | 48.234 | 35.995 | 30.498 | 29.744 | 30 / 34      |
| DOM              | 31.942 | 32.704 | 43.901 | 30.845 | 31.453 | 35.96  | 39.375 | 46.629 | 54.795 | 54.679 | 47.588 | 81.67  | 41.147 | 50.936 | 46.053 | 53.149 | 57.829 | 51.535 | 64.353 | 75.509 | 66.146 | 59.613 | 38.766 | 43.591 | 49 / 56      |
| NEW JERSEY HUB   | 33.26  | 34.14  | 46.17  | 32.13  | 32.43  | 37.10  | 40.94  | 47.94  | 56.34  | 56.62  | 49.73  | 62.94  | 42.40  | 54.42  | 49.03  | 44.90  | 50.11  | 49.62  | 59.54  | 64.03  | 59.61  | 50.96  | 40.13  | 43.94  | 47 / 52      |
| Percent Forecast | -1.90  | -2.10  | -2.11  | -2.40  | -2.49  | -2.55  | -2.00  | -1.57  | -1.89  | -1.65  | -1.67  | -1.68  | -1.84  | -1.57  | -1.38  | -0.90  | -0.86  | -1.50  | 0.09   | 2.97   | 0.81   | -0.65  | -1.14  | -0.86  |              |
| RTLoad           | 60.015 | 57.284 | 55.672 | 54.846 | 54.947 | 56.291 | 58.99  | 62.104 | 65.546 | 68.574 | 69.957 | 70.226 | 69.724 | 69.139 | 68.598 | 68.401 | 68.497 | 68.535 | 69.276 | 72.375 | 72.243 | 69.848 | 65.965 | 61.878 |              |



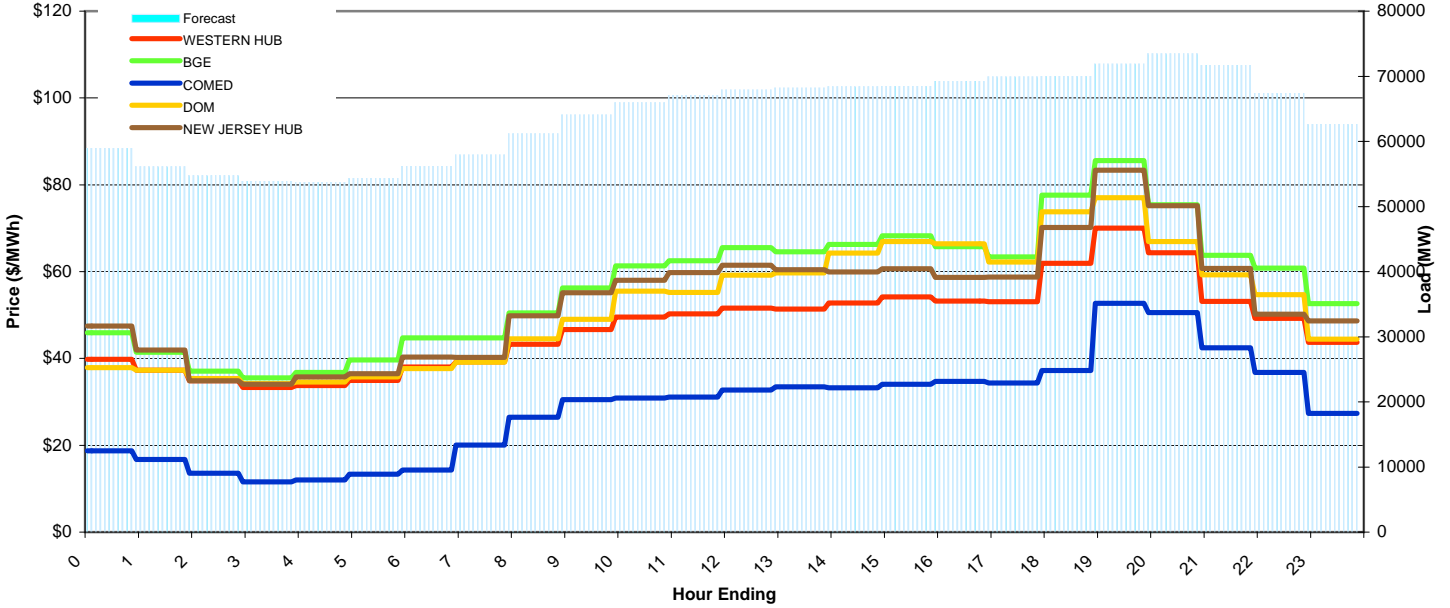
# PJM Daily Report

## Data for 05-Oct-2008

Price Color Codes: ≤0 ≥100 ≥200

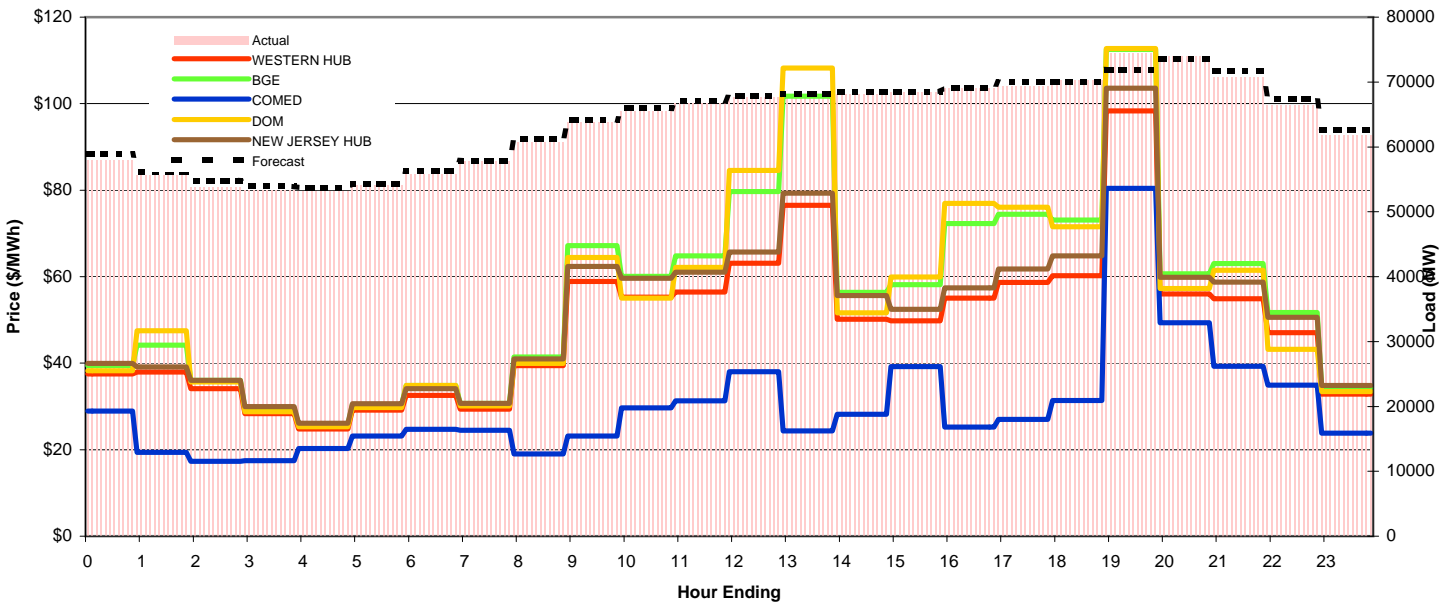
### Day-Ahead Prices and Forecast Load

|                | HE1    | HE2    | HE3    | HE4    | HE5    | HE6    | HE7    | HE8    | HE9    | HE10   | HE11   | HE12   | HE13   | HE14   | HE15   | HE16   | HE17   | HE18   | HE19   | HE20   | HE21   | HE22   | HE23   | HE24   | avg all/peak |
|----------------|--------|--------|--------|--------|--------|--------|--------|--------|--------|--------|--------|--------|--------|--------|--------|--------|--------|--------|--------|--------|--------|--------|--------|--------|--------------|
| WESTERN HUB    | 39.79  | 37.31  | 34.83  | 33.35  | 33.79  | 34.97  | 38.05  | 39.22  | 43.30  | 46.69  | 49.50  | 50.28  | 51.59  | 51.38  | 52.75  | 54.16  | 53.19  | 53.10  | 61.89  | 70.01  | 64.33  | 53.14  | 49.22  | 43.74  | 47 / 53      |
| BGE            | 45.927 | 41.455 | 37.091 | 35.499 | 36.748 | 39.687 | 44.738 | 44.73  | 50.464 | 56.276 | 61.356 | 62.519 | 65.555 | 64.534 | 66.254 | 68.264 | 65.73  | 63.4   | 77.587 | 85.614 | 75.417 | 63.759 | 60.81  | 52.612 | 57 / 65      |
| COMED          | 18.733 | 16.703 | 13.55  | 11.574 | 11.98  | 13.368 | 14.333 | 20.059 | 26.48  | 30.486 | 30.897 | 31.12  | 32.721 | 33.462 | 33.233 | 34.059 | 34.707 | 34.371 | 37.209 | 52.725 | 50.558 | 42.466 | 36.773 | 27.311 | 29 / 35      |
| DOM            | 37.866 | 37.303 | 35.368 | 34.183 | 34.54  | 35.733 | 37.652 | 39.158 | 44.485 | 49.052 | 55.514 | 55.177 | 59.223 | 59.701 | 64.291 | 66.962 | 66.425 | 62.188 | 73.752 | 77.037 | 66.921 | 59.258 | 54.704 | 44.429 | 52 / 60      |
| NEW JERSEY HUB | 47.45  | 41.98  | 34.85  | 34.08  | 35.72  | 36.49  | 40.34  | 40.25  | 49.82  | 55.16  | 58.02  | 59.76  | 61.48  | 60.41  | 59.93  | 60.70  | 58.67  | 58.75  | 70.17  | 83.34  | 75.20  | 60.73  | 50.18  | 48.63  | 53 / 60      |
| DA Forecast    | 58.9   | 56.1   | 54.7   | 53.9   | 53.7   | 54.4   | 56.2   | 57.9   | 61.2   | 64.1   | 65.9   | 67.1   | 67.9   | 68.2   | 68.4   | 68.5   | 69.2   | 69.9   | 70.0   | 71.9   | 73.5   | 71.7   | 67.4   | 62.6   | 64 / 68      |



### Preliminary Real-Time Prices with Forecasted and Actual System Load

|                  | HE1    | HE2    | HE3    | HE4    | HE5    | HE6    | HE7    | HE8    | HE9    | HE10   | HE11   | HE12   | HE13   | HE14   | HE15   | HE16   | HE17   | HE18   | HE19   | HE20   | HE21   | HE22   | HE23   | HE24   | avg all/peak |
|------------------|--------|--------|--------|--------|--------|--------|--------|--------|--------|--------|--------|--------|--------|--------|--------|--------|--------|--------|--------|--------|--------|--------|--------|--------|--------------|
| WESTERN HUB      | 37.53  | 37.98  | 34.09  | 28.32  | 24.78  | 29.16  | 32.56  | 29.39  | 39.41  | 58.89  | 55.27  | 56.47  | 63.14  | 76.48  | 50.19  | 49.77  | 55.02  | 58.64  | 60.22  | 98.33  | 56.00  | 54.86  | 47.07  | 32.82  | 49 / 57      |
| BGE              | 39.462 | 44.149 | 36.021 | 29.459 | 25.817 | 30.391 | 34.811 | 30.689 | 41.444 | 67.174 | 60.092 | 64.813 | 79.713 | 101.74 | 56.364 | 58.118 | 72.272 | 74.405 | 73.08  | 112.54 | 60.678 | 63.027 | 51.718 | 34.322 | 56 / 67      |
| COMED            | 28.89  | 19.352 | 17.319 | 17.46  | 20.272 | 23.145 | 24.673 | 24.467 | 18.997 | 23.161 | 29.632 | 31.306 | 38.052 | 24.323 | 28.153 | 39.204 | 25.192 | 26.975 | 31.389 | 80.417 | 49.354 | 39.265 | 34.902 | 23.81  | 30 / 34      |
| DOM              | 38.237 | 47.513 | 35.634 | 28.778 | 25.281 | 29.768 | 34.86  | 30.092 | 39.959 | 64.412 | 55.061 | 62.124 | 84.563 | 108.2  | 51.666 | 59.916 | 76.942 | 76.034 | 71.527 | 112.77 | 57.248 | 61.474 | 43.242 | 33.474 | 55 / 66      |
| NEW JERSEY HUB   | 39.91  | 39.13  | 36.00  | 30.00  | 26.11  | 30.62  | 34.11  | 30.74  | 40.99  | 62.38  | 59.61  | 61.02  | 65.68  | 79.29  | 55.65  | 52.45  | 57.39  | 61.76  | 64.83  | 103.59 | 59.82  | 58.74  | 50.59  | 34.88  | 51 / 60      |
| Percent Forecast | -1.74  | -0.99  | -1.72  | -1.16  | -0.99  | -0.44  | -0.76  | -0.10  | -0.69  | -0.57  | -0.57  | -0.47  | -0.39  | -0.40  | -0.48  | -0.19  | -0.22  | -0.95  | 0.34   | 3.36   | 0.70   | -1.24  | -1.62  | -1.36  |              |
| RTLoad           | 57.902 | 55.588 | 53.799 | 53.277 | 53.187 | 54.118 | 55.802 | 57.854 | 60.747 | 63.74  | 65.556 | 66.764 | 67.662 | 67.907 | 68.071 | 68.358 | 69.018 | 69.278 | 70.262 | 74.4   | 73.997 | 70.789 | 66.323 | 61.774 |              |



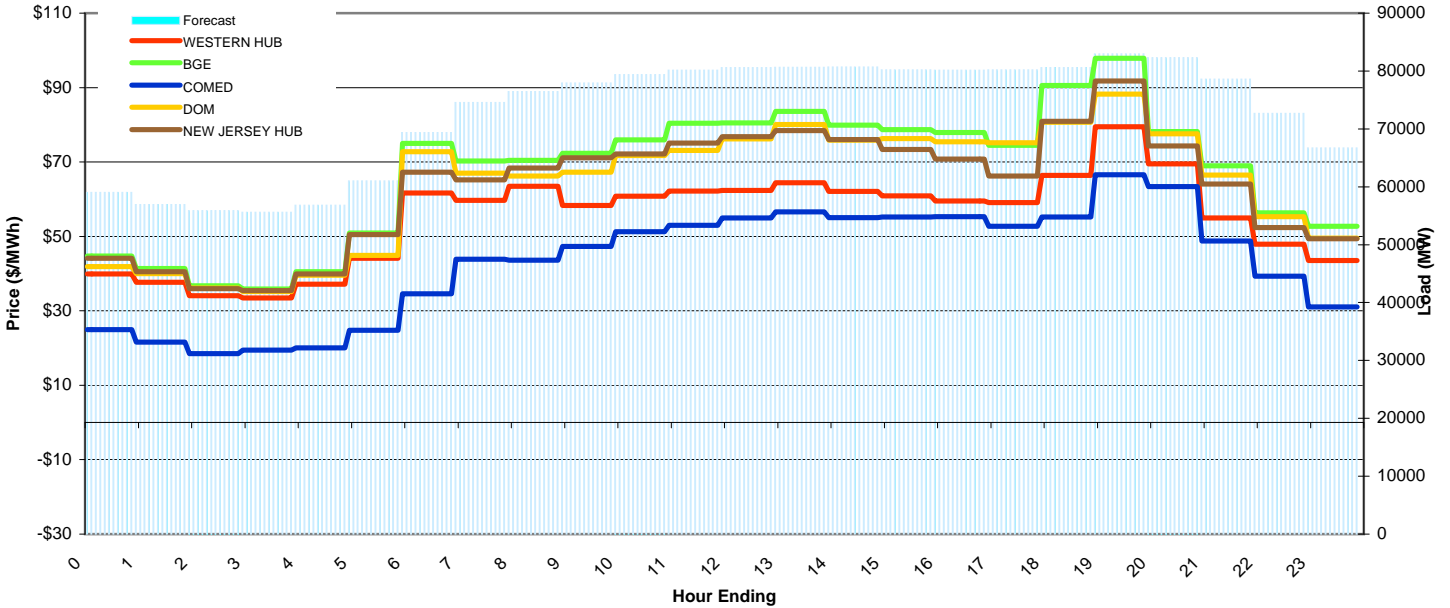
# PJM Daily Report

Data for 06-Oct-2008

Price Color Codes: ≤0 ≥100 ≥200

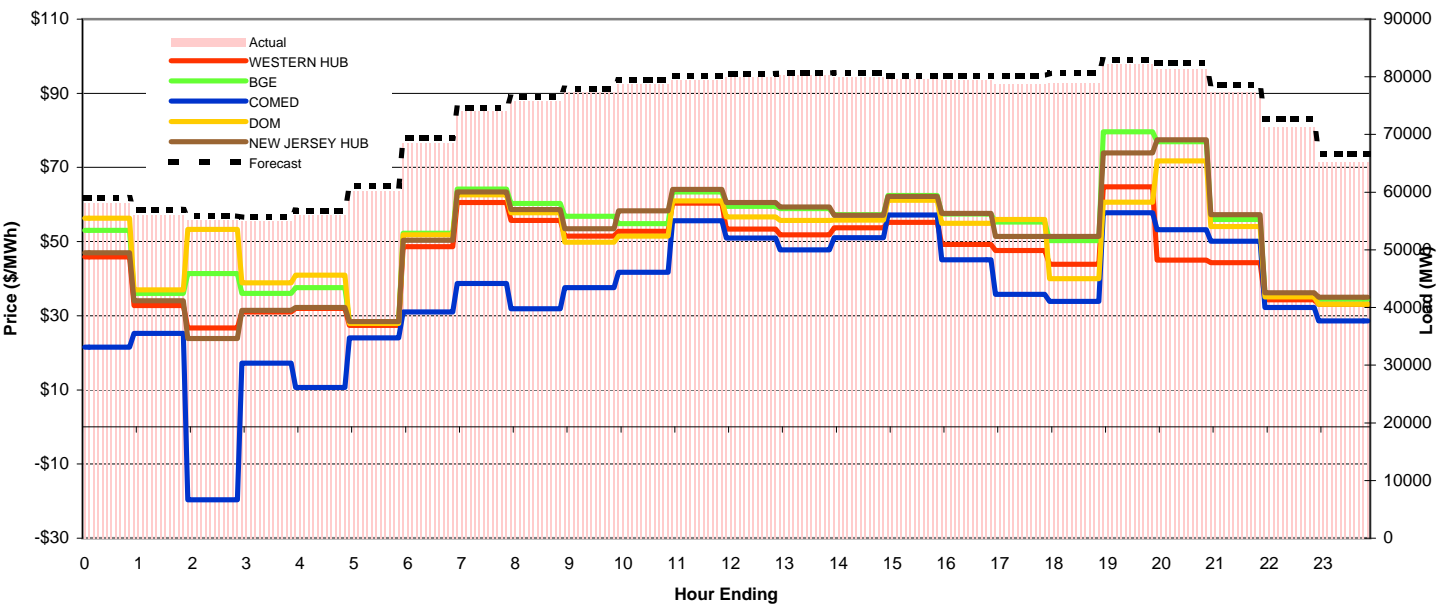
## Day-Ahead Prices and Forecast Load

|                | HE1    | HE2    | HE3    | HE4    | HE5    | HE6    | HE7    | HE8    | HE9    | HE10   | HE11   | HE12   | HE13   | HE14   | HE15   | HE16   | HE17   | HE18   | HE19   | HE20   | HE21   | HE22   | HE23   | HE24   | avg all/peak |
|----------------|--------|--------|--------|--------|--------|--------|--------|--------|--------|--------|--------|--------|--------|--------|--------|--------|--------|--------|--------|--------|--------|--------|--------|--------|--------------|
| WESTERN HUB    | 39.91  | 37.70  | 34.05  | 33.46  | 37.20  | 44.17  | 61.69  | 59.72  | 63.45  | 58.35  | 60.77  | 62.15  | 62.40  | 64.46  | 62.08  | 60.94  | 59.54  | 59.05  | 66.37  | 79.44  | 69.53  | 54.95  | 47.92  | 43.55  | 55 / 62      |
| BGE            | 44.727 | 41.41  | 36.698 | 35.888 | 40.532 | 50.918 | 74.999 | 70.292 | 70.478 | 72.358 | 75.978 | 80.414 | 80.496 | 83.59  | 79.874 | 78.735 | 77.915 | 74.451 | 90.54  | 97.841 | 78.166 | 69.019 | 56.299 | 52.691 | 67 / 77      |
| COMED          | 24.931 | 21.624 | 18.509 | 19.45  | 20.053 | 24.741 | 34.614 | 43.871 | 43.582 | 47.314 | 51.263 | 52.954 | 54.955 | 56.567 | 55.036 | 55.21  | 55.272 | 52.724 | 55.181 | 66.603 | 63.42  | 48.792 | 39.301 | 31.061 | 43 / 53      |
| DOM            | 41.877 | 39.995 | 36.107 | 35.174 | 39.575 | 44.894 | 72.783 | 67.041 | 66.238 | 67.28  | 71.72  | 73.08  | 76.235 | 80.114 | 75.9   | 76.321 | 75.415 | 75.15  | 80.662 | 88.23  | 77.59  | 66.509 | 55.335 | 49.535 | 64 / 73      |
| NEW JERSEY HUB | 44.13  | 40.54  | 35.96  | 35.44  | 39.95  | 50.53  | 67.23  | 65.20  | 68.37  | 71.11  | 72.17  | 75.08  | 76.81  | 78.43  | 76.01  | 73.39  | 70.78  | 66.24  | 80.95  | 91.75  | 74.30  | 64.12  | 52.38  | 49.41  | 63 / 72      |
| DA Forecast    | 59.1   | 56.9   | 55.9   | 55.6   | 56.8   | 61.0   | 69.4   | 74.6   | 76.5   | 78.0   | 79.4   | 80.2   | 80.6   | 80.7   | 80.7   | 80.2   | 80.2   | 80.2   | 80.6   | 83.0   | 82.3   | 78.6   | 72.7   | 66.7   | 73 / 79      |



## Preliminary Real-Time Prices with Forecasted and Actual System Load

|                  | HE1    | HE2    | HE3    | HE4    | HE5    | HE6    | HE7    | HE8    | HE9    | HE10   | HE11   | HE12   | HE13   | HE14   | HE15   | HE16   | HE17   | HE18   | HE19   | HE20   | HE21   | HE22   | HE23   | HE24   | avg all/peak |
|------------------|--------|--------|--------|--------|--------|--------|--------|--------|--------|--------|--------|--------|--------|--------|--------|--------|--------|--------|--------|--------|--------|--------|--------|--------|--------------|
| WESTERN HUB      | 45.89  | 32.76  | 26.68  | 30.98  | 31.98  | 27.38  | 48.61  | 60.51  | 55.75  | 51.45  | 52.81  | 60.40  | 53.35  | 51.84  | 53.69  | 55.17  | 49.24  | 47.58  | 43.86  | 64.79  | 45.04  | 44.32  | 34.28  | 33.07  | 46 / 52      |
| BGE              | 53.007 | 36.027 | 41.361 | 36.021 | 37.601 | 28.434 | 52.237 | 64.181 | 60.244 | 56.826 | 54.846 | 63.365 | 59.548 | 58.903 | 57.225 | 62.445 | 57.423 | 55.31  | 50.312 | 79.643 | 76.981 | 55.946 | 35.98  | 34.504 | 53 / 59      |
| COMED            | 21.524 | 25.252 | -19.62 | 17.206 | 10.695 | 24.015 | 31.011 | 38.748 | 31.88  | 37.625 | 41.693 | 55.63  | 50.96  | 47.772 | 51.035 | 57.163 | 45.053 | 35.754 | 33.894 | 57.744 | 53.214 | 50.126 | 32.228 | 28.567 | 36 / 45      |
| DOM              | 56.35  | 36.961 | 53.298 | 38.889 | 40.945 | 27.903 | 51.855 | 62.606 | 57.801 | 49.863 | 51.479 | 60.985 | 56.688 | 55.739 | 55.76  | 61.18  | 54.947 | 55.976 | 40.018 | 60.623 | 71.781 | 54.088 | 35.096 | 33.068 | 51 / 55      |
| NEW JERSEY HUB   | 47.01  | 34.07  | 23.88  | 31.48  | 32.24  | 28.43  | 50.38  | 63.37  | 58.66  | 53.43  | 58.33  | 64.09  | 60.54  | 59.35  | 57.05  | 62.15  | 57.57  | 51.44  | 51.42  | 73.90  | 77.43  | 57.27  | 36.21  | 35.02  | 51 / 59      |
| Percent Forecast | -1.73  | -1.70  | -1.45  | -1.30  | -1.42  | -1.45  | -1.15  | -0.57  | -0.96  | -0.74  | -0.84  | -0.81  | -0.81  | -0.48  | -0.89  | -0.65  | -0.97  | -1.92  | -2.08  | -0.84  | -1.24  | -1.69  | -1.96  | -2.25  |              |
| RTLoad           | 58.054 | 55.993 | 55.101 | 54.922 | 56.047 | 60.158 | 68.594 | 74.138 | 75.741 | 77.398 | 78.73  | 79.534 | 79.944 | 80.3   | 80.003 | 79.667 | 79.38  | 78.689 | 78.966 | 82.291 | 81.329 | 77.306 | 71.317 | 65.246 |              |



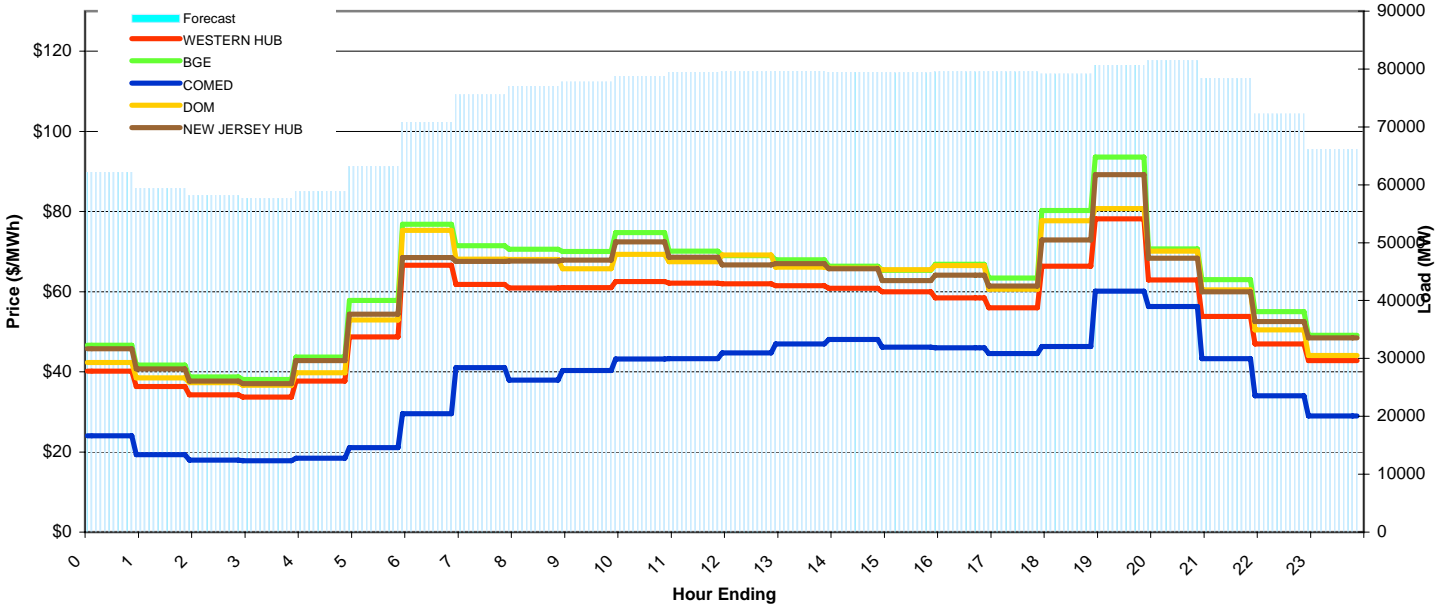
# PJM Daily Report

Data for 07-Oct-2008

Price Color Codes: ≤0 ≥100 ≥200

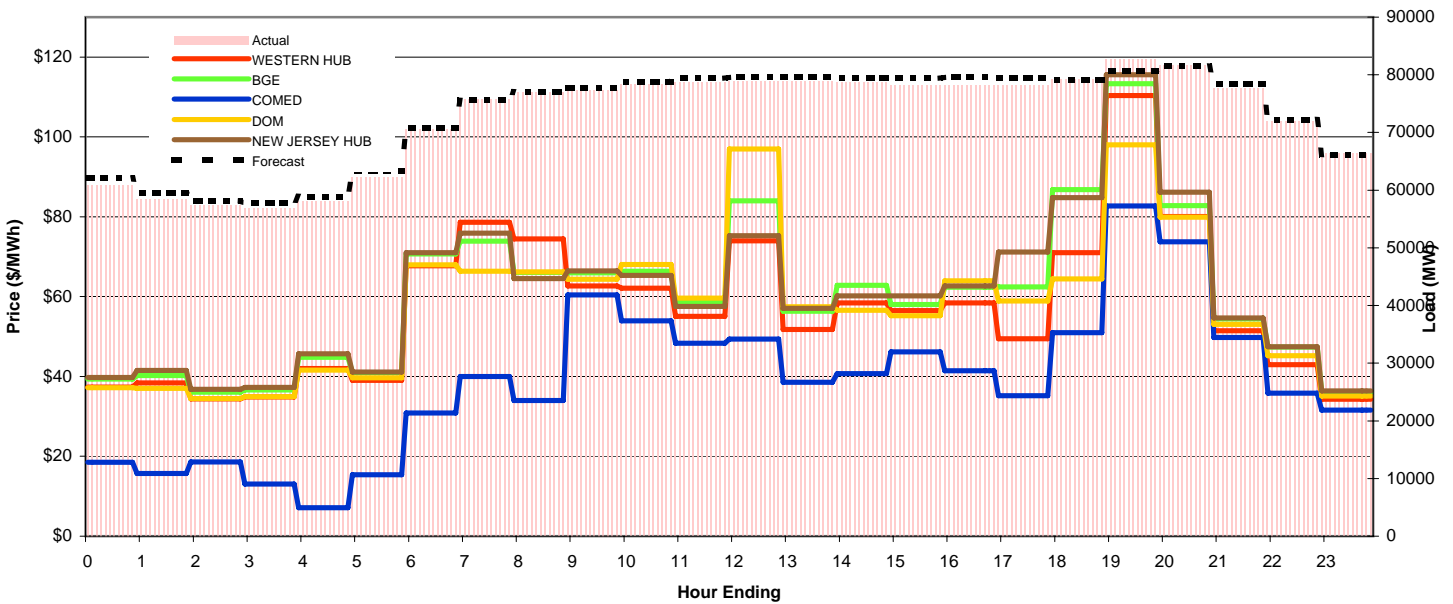
## Day-Ahead Prices and Forecast Load

|                | HE1    | HE2    | HE3    | HE4    | HE5    | HE6    | HE7    | HE8    | HE9    | HE10   | HE11   | HE12   | HE13   | HE14   | HE15   | HE16   | HE17   | HE18   | HE19   | HE20   | HE21   | HE22   | HE23   | HE24   | avg all/peak |
|----------------|--------|--------|--------|--------|--------|--------|--------|--------|--------|--------|--------|--------|--------|--------|--------|--------|--------|--------|--------|--------|--------|--------|--------|--------|--------------|
| WESTERN HUB    | 40.20  | 36.32  | 34.29  | 33.70  | 37.68  | 48.69  | 66.58  | 61.84  | 60.92  | 61.00  | 62.50  | 62.15  | 62.00  | 61.46  | 60.88  | 60.00  | 58.46  | 56.01  | 66.37  | 78.16  | 62.89  | 53.80  | 46.99  | 42.79  | 55 / 61      |
| BGE            | 46.646 | 41.657 | 38.747 | 38.06  | 43.714 | 57.804 | 76.815 | 71.476 | 70.604 | 70.001 | 74.76  | 70.138 | 69.02  | 67.927 | 66.353 | 65.328 | 66.836 | 63.44  | 80.246 | 93.59  | 70.697 | 62.964 | 55.019 | 49.087 | 63 / 70      |
| COMED          | 24.067 | 19.334 | 17.982 | 17.841 | 18.43  | 21.11  | 29.544 | 41.009 | 37.946 | 40.349 | 43.206 | 43.31  | 44.731 | 46.926 | 48.044 | 46.179 | 46     | 44.582 | 46.287 | 60.106 | 56.276 | 43.313 | 33.982 | 29.01  | 37 / 45      |
| DOM            | 42.354 | 38.528 | 37.31  | 36.679 | 39.797 | 52.942 | 75.328 | 68.109 | 68.042 | 65.739 | 69.314 | 67.5   | 69.121 | 66.092 | 65.85  | 65.507 | 66.495 | 60.637 | 77.676 | 80.693 | 70.146 | 60.477 | 50.443 | 44.063 | 60 / 67      |
| NEW JERSEY HUB | 45.74  | 40.75  | 37.66  | 37.01  | 42.76  | 54.41  | 68.52  | 67.54  | 67.67  | 67.91  | 72.43  | 68.58  | 66.72  | 67.01  | 65.72  | 62.76  | 64.11  | 61.39  | 72.90  | 89.17  | 68.33  | 59.98  | 52.56  | 48.51  | 60 / 67      |
| DA Forecast    | 62.1   | 59.4   | 58.1   | 57.7   | 58.9   | 63.3   | 70.8   | 75.6   | 77.0   | 77.8   | 78.8   | 79.4   | 79.5   | 79.6   | 79.5   | 79.4   | 79.6   | 79.5   | 79.2   | 80.6   | 81.5   | 78.4   | 72.3   | 66.1   | 73 / 79      |



## Preliminary Real-Time Prices with Forecasted and Actual System Load

|                  | HE1    | HE2    | HE3    | HE4    | HE5    | HE6    | HE7    | HE8    | HE9    | HE10   | HE11   | HE12   | HE13   | HE14   | HE15   | HE16   | HE17   | HE18   | HE19   | HE20   | HE21   | HE22   | HE23   | HE24   | avg all/peak |
|------------------|--------|--------|--------|--------|--------|--------|--------|--------|--------|--------|--------|--------|--------|--------|--------|--------|--------|--------|--------|--------|--------|--------|--------|--------|--------------|
| WESTERN HUB      | 37.36  | 38.42  | 34.39  | 34.86  | 41.99  | 39.03  | 67.70  | 78.62  | 74.49  | 62.66  | 62.11  | 55.10  | 73.99  | 51.80  | 58.43  | 56.54  | 58.45  | 49.45  | 71.05  | 110.40 | 80.10  | 51.46  | 42.98  | 34.32  | 57 / 65      |
| BGE              | 39.347 | 40.268 | 36.076 | 36.612 | 44.842 | 40.956 | 70.658 | 73.857 | 66.019 | 65.948 | 66.389 | 58.608 | 83.997 | 56.326 | 62.863 | 58.05  | 62.333 | 62.449 | 86.814 | 113.35 | 82.812 | 54.416 | 47.33  | 36.095 | 60 / 69      |
| COMED            | 18.494 | 15.724 | 18.606 | 13.027 | 7.1649 | 15.349 | 30.892 | 40.01  | 33.984 | 60.444 | 53.904 | 48.323 | 49.346 | 38.581 | 40.748 | 46.161 | 41.433 | 35.212 | 51.003 | 82.678 | 73.736 | 49.76  | 35.846 | 31.564 | 39 / 49      |
| DOM              | 37.207 | 37.047 | 34.489 | 34.934 | 41.567 | 39.686 | 67.936 | 66.336 | 66.204 | 64.381 | 68.008 | 59.669 | 97     | 57.43  | 56.595 | 55.211 | 63.987 | 58.944 | 64.404 | 97.993 | 79.872 | 53.045 | 45.177 | 35.118 | 58 / 66      |
| NEW JERSEY HUB   | 39.78  | 41.48  | 36.75  | 37.29  | 45.68  | 41.10  | 71.04  | 75.93  | 64.51  | 66.40  | 65.31  | 57.51  | 75.27  | 57.09  | 60.16  | 60.16  | 62.67  | 71.19  | 84.77  | 115.61 | 86.13  | 54.65  | 47.47  | 36.37  | 61 / 69      |
| Percent Forecast | -2.08  | -1.69  | -1.29  | -1.52  | -1.49  | -1.63  | -0.36  | 0.35   | -0.20  | -0.57  | -0.64  | -0.95  | -0.98  | -0.96  | -0.95  | -1.45  | -1.80  | -1.65  | 0.13   | 2.56   | 0.12   | -0.83  | -0.36  | 0.39   |              |
| RTLoad           | 60.849 | 58.438 | 57.404 | 56.851 | 57.992 | 62.243 | 70.556 | 75.821 | 76.879 | 77.338 | 78.286 | 78.672 | 78.772 | 78.854 | 78.714 | 78.244 | 78.145 | 78.241 | 79.293 | 82.733 | 81.623 | 77.761 | 72.001 | 66.389 |              |



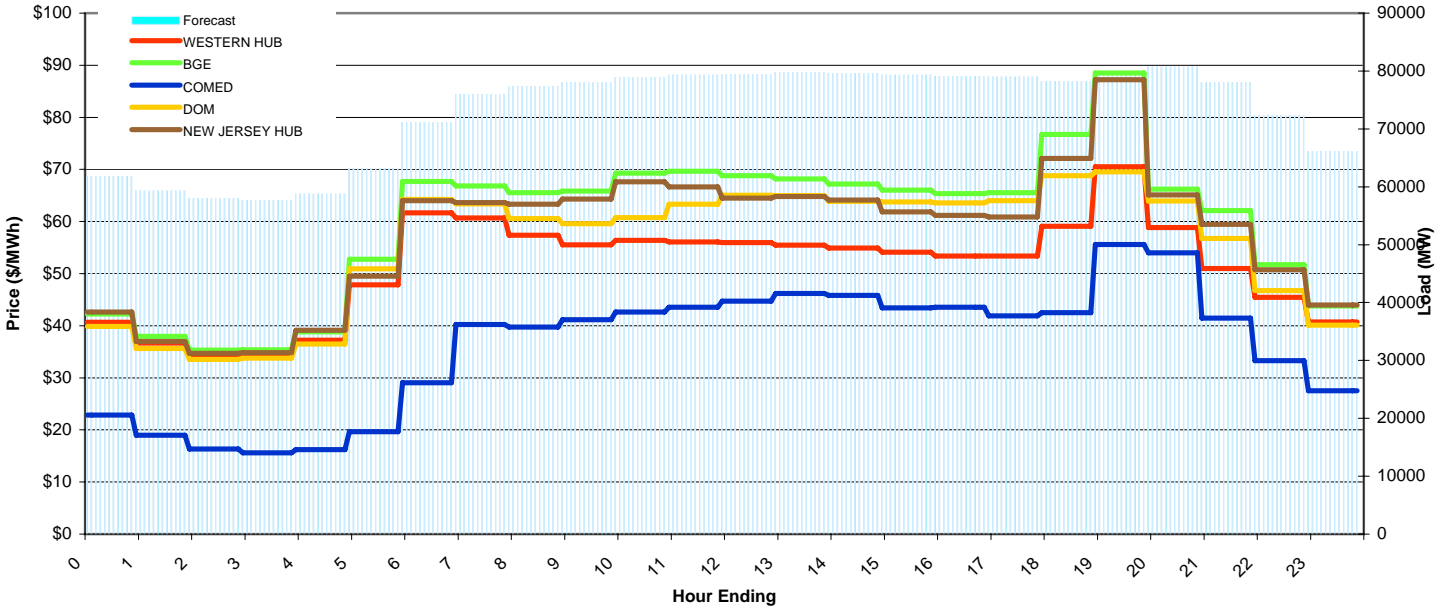
# PJM Daily Report

Data for 08-Oct-2008

Price Color Codes: ≤0 ≥100 ≥200

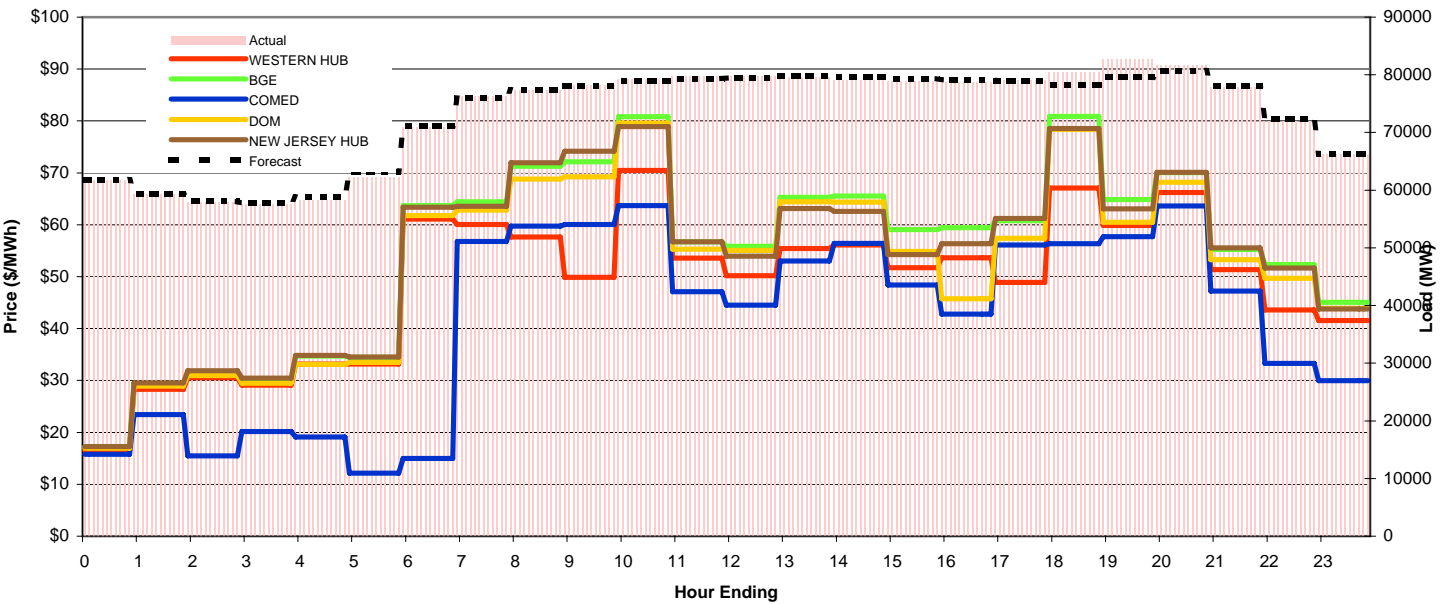
## Day-Ahead Prices and Forecast Load

|                | HE1    | HE2    | HE3    | HE4    | HE5    | HE6    | HE7    | HE8    | HE9    | HE10   | HE11   | HE12   | HE13   | HE14   | HE15   | HE16   | HE17   | HE18   | HE19   | HE20   | HE21   | HE22   | HE23   | HE24   | avg all/peak |
|----------------|--------|--------|--------|--------|--------|--------|--------|--------|--------|--------|--------|--------|--------|--------|--------|--------|--------|--------|--------|--------|--------|--------|--------|--------|--------------|
| WESTERN HUB    | 40.67  | 36.65  | 34.10  | 34.04  | 37.23  | 47.85  | 61.69  | 60.67  | 57.39  | 55.52  | 56.39  | 56.07  | 55.93  | 55.45  | 54.92  | 54.13  | 53.36  | 53.41  | 59.08  | 70.51  | 58.83  | 51.00  | 45.44  | 40.70  | 51 / 56      |
| BGE            | 42.257 | 37.98  | 35.296 | 35.395 | 38.795 | 52.792 | 67.685 | 66.841 | 65.511 | 65.855 | 69.289 | 69.672 | 68.769 | 68.189 | 67.203 | 66.032 | 65.364 | 65.55  | 76.731 | 88.51  | 66.225 | 62.078 | 51.696 | 43.788 | 60 / 68      |
| COMED          | 22.874 | 19.009 | 16.328 | 15.594 | 16.228 | 19.643 | 29.084 | 40.227 | 39.773 | 41.149 | 42.639 | 43.543 | 44.737 | 46.179 | 45.806 | 43.421 | 43.543 | 41.92  | 42.513 | 55.601 | 54.004 | 41.458 | 33.275 | 27.549 | 36 / 44      |
| DOM            | 39.843 | 35.612 | 33.561 | 33.761 | 36.482 | 50.913 | 64.265 | 63.384 | 60.571 | 59.607 | 60.754 | 63.351 | 65.034 | 64.974 | 63.882 | 63.74  | 63.588 | 63.987 | 68.811 | 69.525 | 63.964 | 56.741 | 46.749 | 40.116 | 56 / 62      |
| NEW JERSEY HUB | 42.60  | 36.97  | 34.70  | 34.83  | 39.12  | 49.48  | 64.00  | 63.62  | 63.34  | 64.33  | 67.62  | 66.67  | 64.50  | 64.78  | 64.14  | 61.87  | 61.18  | 60.85  | 72.14  | 87.22  | 65.13  | 59.49  | 50.71  | 43.99  | 58 / 65      |
| DA Forecast    | 61.8   | 59.3   | 58.0   | 57.7   | 58.8   | 63.2   | 71.2   | 76.0   | 77.4   | 78.0   | 78.9   | 79.3   | 79.5   | 79.8   | 79.6   | 79.3   | 79.1   | 79.0   | 78.2   | 79.6   | 80.7   | 78.0   | 72.3   | 66.2   | 73 / 78      |



## Preliminary Real-Time Prices with Forecasted and Actual System Load

|                  | HE1    | HE2    | HE3    | HE4    | HE5    | HE6    | HE7    | HE8    | HE9    | HE10   | HE11   | HE12   | HE13   | HE14   | HE15   | HE16   | HE17   | HE18   | HE19   | HE20   | HE21   | HE22   | HE23   | HE24   | avg all/peak |
|------------------|--------|--------|--------|--------|--------|--------|--------|--------|--------|--------|--------|--------|--------|--------|--------|--------|--------|--------|--------|--------|--------|--------|--------|--------|--------------|
| WESTERN HUB      | 16.51  | 28.27  | 30.53  | 29.08  | 33.20  | 33.18  | 61.09  | 60.06  | 57.62  | 49.90  | 70.45  | 53.60  | 50.16  | 55.44  | 56.09  | 51.72  | 53.65  | 48.90  | 67.07  | 59.89  | 66.21  | 51.35  | 43.61  | 41.56  | 49 / 56      |
| BGE              | 17.244 | 29.402 | 31.662 | 30.256 | 34.732 | 34.455 | 63.69  | 64.451 | 71.274 | 72.102 | 80.829 | 56.712 | 55.831 | 65.295 | 65.552 | 59.068 | 59.451 | 60.784 | 80.893 | 64.875 | 70.042 | 55.212 | 52.351 | 45.045 | 55 / 65      |
| COMED            | 15.763 | 23.402 | 15.465 | 20.169 | 19.132 | 12.126 | 14.984 | 56.788 | 59.73  | 60.041 | 63.69  | 47.102 | 44.527 | 53.046 | 56.422 | 48.379 | 42.762 | 56.076 | 56.34  | 57.709 | 63.602 | 47.239 | 33.27  | 29.946 | 42 / 53      |
| DOM              | 16.983 | 28.922 | 30.969 | 29.485 | 33.081 | 33.47  | 61.746 | 62.842 | 68.834 | 69.215 | 79.611 | 55.285 | 55.036 | 64.432 | 64.349 | 54.861 | 45.77  | 57.399 | 78.386 | 60.501 | 68.202 | 53.254 | 49.7   | 43.884 | 53 / 62      |
| NEW JERSEY HUB   | 17.24  | 29.50  | 31.86  | 30.47  | 34.86  | 34.52  | 63.40  | 63.58  | 71.94  | 74.16  | 78.91  | 56.75  | 53.92  | 63.11  | 62.55  | 54.27  | 56.35  | 61.24  | 78.54  | 63.09  | 70.09  | 55.56  | 51.66  | 43.76  | 54 / 63      |
| Percent Forecast | -0.09  | -0.13  | -0.18  | -0.30  | -0.79  | -1.43  | -0.29  | 0.38   | 0.02   | 0.29   | 0.44   | 0.46   | 0.25   | -0.32  | -0.64  | -0.50  | -0.58  | 0.20   | 2.80   | 3.77   | 1.20   | -0.14  | -0.44  | -0.04  |              |
| RTLoad           | 61.781 | 59.247 | 57.92  | 57.511 | 58.311 | 62.296 | 70.949 | 76.237 | 77.376 | 78.229 | 79.286 | 79.687 | 79.661 | 79.576 | 79.142 | 78.956 | 78.656 | 79.146 | 80.47  | 82.671 | 81.711 | 77.918 | 72.028 | 66.164 |              |





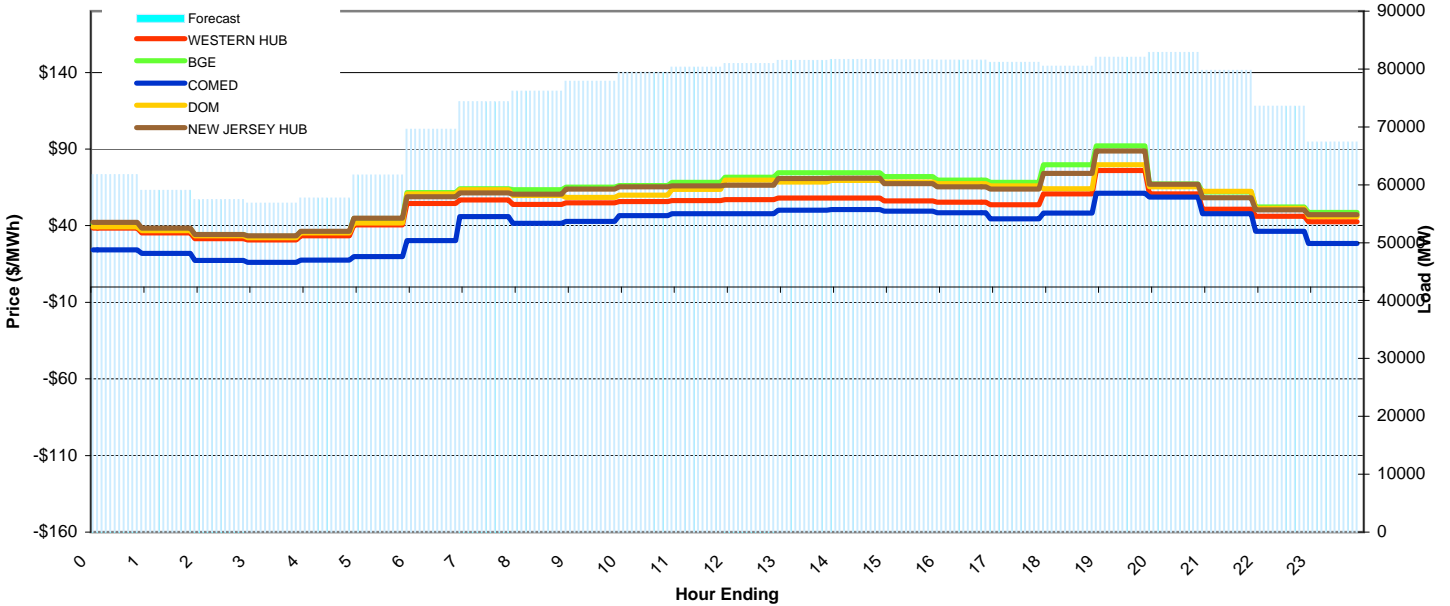
# PJM Daily Report

## Data for 09-Oct-2008

Price Color Codes: ≤0 ≥100 ≥200

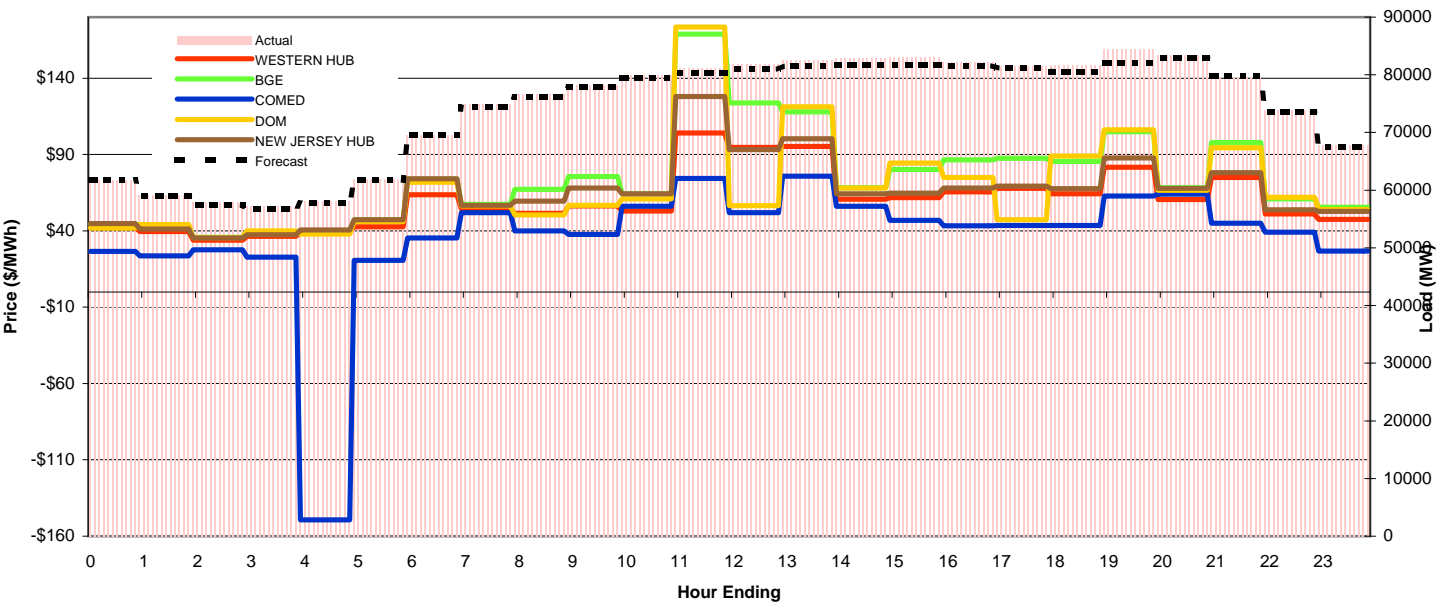
### Day-Ahead Prices and Forecast Load

|                | HE1    | HE2    | HE3    | HE4    | HE5    | HE6    | HE7    | HE8    | HE9    | HE10   | HE11   | HE12   | HE13   | HE14   | HE15   | HE16   | HE17   | HE18   | HE19   | HE20   | HE21   | HE22   | HE23   | HE24   | avg all/peak |
|----------------|--------|--------|--------|--------|--------|--------|--------|--------|--------|--------|--------|--------|--------|--------|--------|--------|--------|--------|--------|--------|--------|--------|--------|--------|--------------|
| WESTERN HUB    | 38.43  | 35.27  | 31.43  | 30.59  | 33.38  | 40.55  | 54.57  | 56.73  | 53.95  | 55.00  | 55.84  | 56.37  | 56.92  | 57.95  | 58.00  | 56.10  | 55.40  | 53.62  | 60.66  | 76.00  | 60.78  | 50.65  | 46.15  | 42.57  | 51 / 57      |
| BGE            | 41.349 | 37.95  | 34.151 | 33.064 | 36.198 | 44.704 | 61.572 | 63.996 | 63.501 | 65.08  | 66.228 | 68.208 | 71.568 | 74.625 | 74.631 | 72.025 | 69.816 | 68.358 | 79.8   | 92.063 | 67.279 | 61.976 | 52.108 | 48.708 | 60 / 69      |
| COMED          | 24.149 | 21.855 | 17.39  | 16.123 | 17.517 | 19.762 | 30.181 | 45.878 | 41.465 | 42.773 | 46.476 | 47.835 | 47.881 | 50.103 | 50.546 | 49.397 | 48.477 | 44.413 | 48.211 | 61.17  | 58.751 | 47.799 | 36.269 | 28.394 | 39 / 48      |
| DOM            | 39.199 | 36.664 | 33.389 | 32.211 | 35.271 | 41.816 | 60.782 | 63.559 | 59.712 | 58.351 | 60.012 | 63.643 | 69.701 | 68.438 | 69.476 | 68.499 | 67.37  | 66.063 | 64.12  | 79.718 | 65.432 | 62.399 | 51.426 | 45.856 | 57 / 65      |
| NEW JERSEY HUB | 42.08  | 38.31  | 34.19  | 33.38  | 36.36  | 44.92  | 58.81  | 61.40  | 60.61  | 63.83  | 65.40  | 66.07  | 66.37  | 70.84  | 70.94  | 67.53  | 65.31  | 63.92  | 74.12  | 88.72  | 67.11  | 58.18  | 50.26  | 47.17  | 58 / 66      |
| DA Forecast    | 61.7   | 59.0   | 57.4   | 56.8   | 57.7   | 61.7   | 69.6   | 74.4   | 76.2   | 77.9   | 79.4   | 80.3   | 81.0   | 81.5   | 81.7   | 81.6   | 81.6   | 81.2   | 80.5   | 82.0   | 82.9   | 79.8   | 73.6   | 67.4   | 74 / 80      |



### Preliminary Real-Time Prices with Forecasted and Actual System Load

|                  | HE1    | HE2    | HE3    | HE4    | HE5    | HE6    | HE7    | HE8    | HE9    | HE10   | HE11   | HE12   | HE13   | HE14   | HE15   | HE16   | HE17   | HE18   | HE19   | HE20   | HE21   | HE22   | HE23   | HE24   | avg all/peak |
|------------------|--------|--------|--------|--------|--------|--------|--------|--------|--------|--------|--------|--------|--------|--------|--------|--------|--------|--------|--------|--------|--------|--------|--------|--------|--------------|
| WESTERN HUB      | 42.05  | 39.58  | 33.88  | 36.34  | 39.44  | 42.62  | 63.63  | 54.38  | 51.56  | 56.39  | 53.07  | 104.04 | 94.66  | 95.22  | 60.77  | 61.76  | 65.61  | 67.92  | 64.27  | 81.63  | 60.52  | 74.91  | 51.12  | 47.46  | 60 / 69      |
| BGE              | 44.574 | 43.238 | 35.75  | 39.439 | 39.738 | 47.224 | 73.993 | 57.4   | 67.308 | 75.665 | 64.373 | 168.84 | 123.91 | 117.91 | 68.359 | 80.204 | 86.571 | 87.57  | 85.392 | 105.01 | 68.261 | 97.877 | 60.866 | 55.476 | 75 / 88      |
| COMED            | 26.658 | 23.57  | 27.665 | 22.859 | -149.3 | 20.777 | 35.416 | 51.977 | 40.031 | 37.587 | 56.096 | 74.382 | 51.96  | 75.718 | 56.174 | 46.863 | 43.398 | 43.502 | 43.531 | 62.852 | 64.079 | 45.07  | 39.032 | 26.693 | 36 / 52      |
| DOM              | 41.891 | 44.171 | 35.575 | 40.028 | 37.831 | 46.048 | 71.801 | 56.295 | 50.449 | 56.696 | 60.872 | 173.41 | 56.504 | 121.39 | 68.054 | 84.352 | 74.997 | 47.4   | 89.073 | 106.2  | 66.519 | 94.375 | 62.089 | 54.056 | 68 / 79      |
| NEW JERSEY HUB   | 44.74  | 41.20  | 35.35  | 37.50  | 40.50  | 47.34  | 74.04  | 56.73  | 59.53  | 68.13  | 64.31  | 128.05 | 93.30  | 100.25 | 64.38  | 64.81  | 67.99  | 69.33  | 67.69  | 87.86  | 67.83  | 78.07  | 53.85  | 52.69  | 65 / 75      |
| Percent Forecast | -0.10  | 0.33   | 0.73   | 0.86   | 0.69   | 0.48   | -0.07  | 0.71   | 0.62   | 0.33   | 0.65   | 1.07   | 1.22   | 1.33   | 1.49   | 1.90   | 0.81   | 0.44   | 1.44   | 2.92   | 0.75   | -0.20  | 0.38   | 0.71   |              |
| RTLoad           | 61.685 | 59.231 | 57.849 | 57.313 | 58.112 | 62.007 | 69.564 | 74.897 | 76.654 | 78.158 | 79.957 | 81.211 | 81.956 | 82.592 | 82.908 | 83.185 | 82.227 | 81.535 | 81.684 | 84.498 | 83.516 | 79.637 | 73.88  | 67.871 |              |



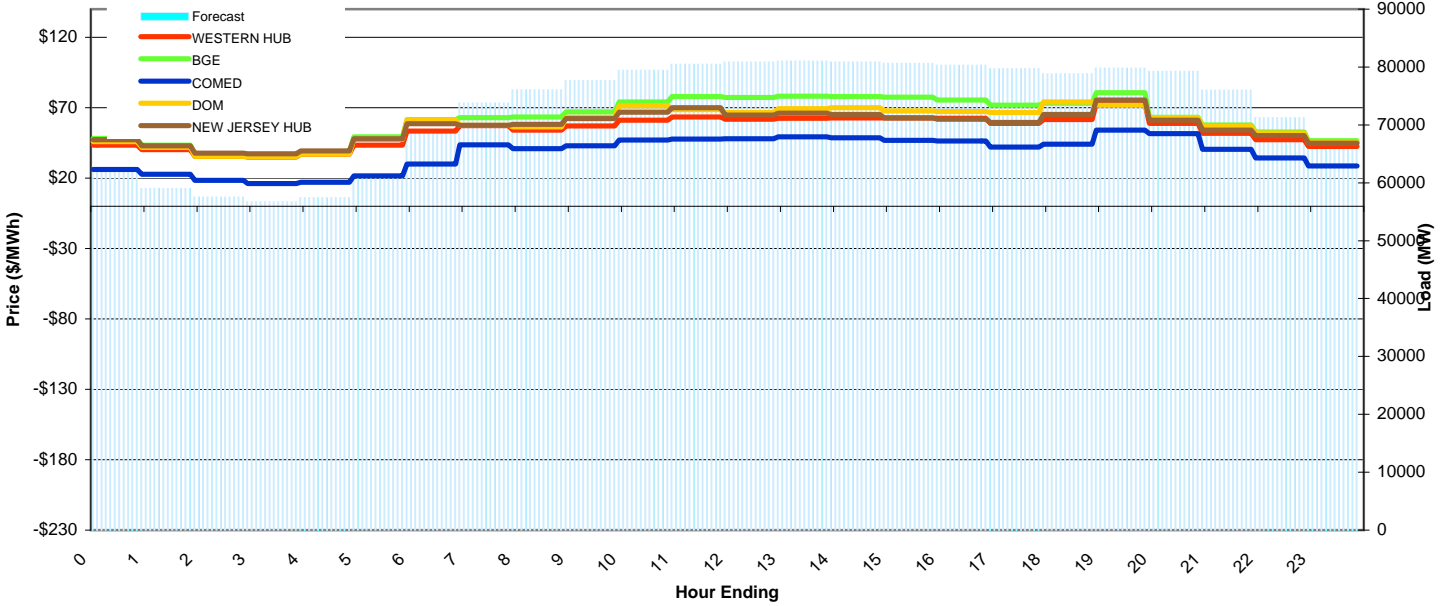
# PJM Daily Report

## Data for 10-Oct-2008

Price Color Codes: ≤0 ≥100 ≥200

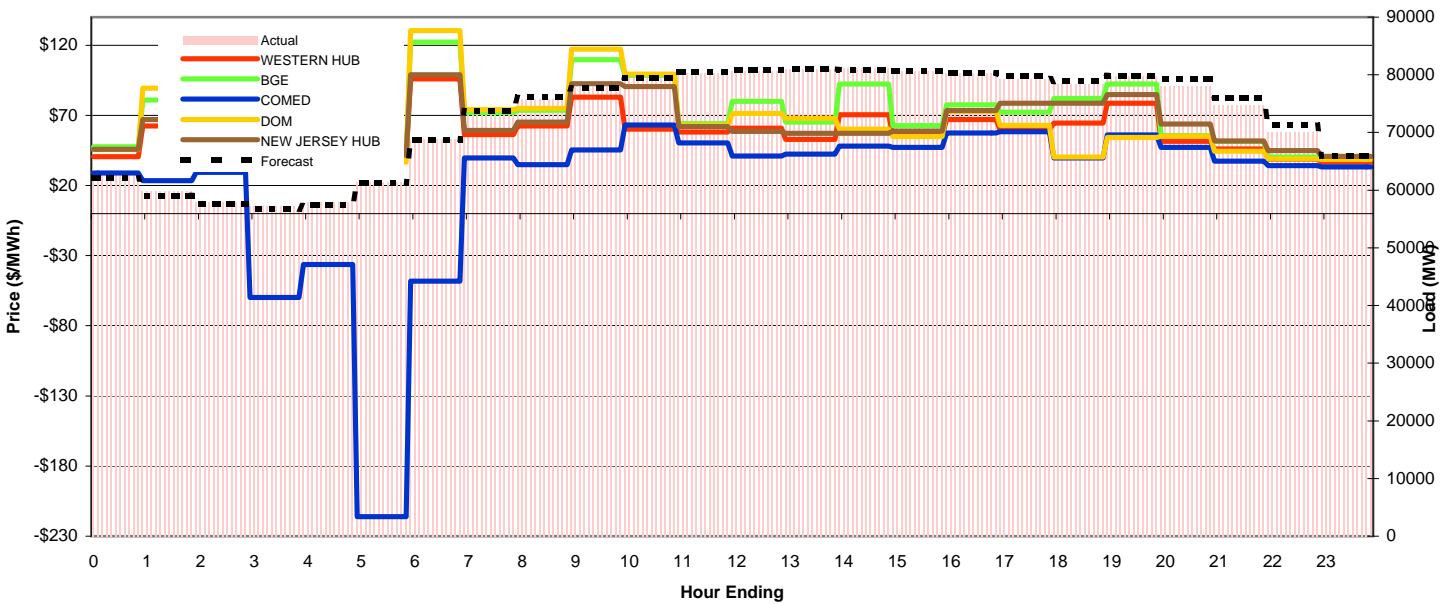
### Day-Ahead Prices and Forecast Load

|                | HE1    | HE2    | HE3    | HE4    | HE5    | HE6    | HE7    | HE8    | HE9    | HE10   | HE11   | HE12   | HE13   | HE14   | HE15   | HE16   | HE17   | HE18   | HE19   | HE20   | HE21   | HE22   | HE23   | HE24   | avg all/peak |
|----------------|--------|--------|--------|--------|--------|--------|--------|--------|--------|--------|--------|--------|--------|--------|--------|--------|--------|--------|--------|--------|--------|--------|--------|--------|--------------|
| WESTERN HUB    | 43.49  | 40.25  | 35.47  | 35.06  | 36.99  | 43.30  | 53.41  | 57.29  | 54.14  | 57.11  | 61.14  | 63.40  | 61.73  | 62.50  | 62.64  | 62.79  | 62.52  | 58.79  | 61.49  | 73.28  | 58.77  | 51.84  | 47.21  | 42.61  | 54 / 60      |
| BGE            | 48.134 | 43.444 | 37.331 | 36.776 | 38.795 | 49.33  | 61.606 | 62.99  | 63.408 | 67.069 | 74.129 | 77.892 | 77.233 | 78.277 | 78.051 | 77.473 | 75.475 | 71.925 | 73.294 | 80.699 | 63.275 | 57.644 | 52.655 | 46.514 | 62 / 71      |
| COMED          | 26.1   | 22.69  | 18.518 | 16.244 | 17.004 | 21.49  | 29.895 | 43.715 | 40.904 | 42.95  | 47.101 | 47.663 | 47.847 | 49.221 | 48.686 | 46.775 | 46.377 | 42.017 | 44.127 | 54.105 | 51.487 | 40.522 | 34.336 | 28.626 | 38 / 45      |
| DOM            | 45.993 | 41.824 | 35.539 | 35.136 | 37.019 | 47.546 | 61.271 | 57.431 | 56.459 | 63.272 | 71.307 | 68.554 | 66.618 | 69.364 | 70.11  | 67.622 | 67.314 | 66.667 | 74.015 | 71.836 | 63.025 | 56.88  | 52.08  | 45.118 | 58 / 65      |
| NEW JERSEY HUB | 47.22  | 43.06  | 37.81  | 37.32  | 39.34  | 48.01  | 58.55  | 57.39  | 58.25  | 62.24  | 66.82  | 70.03  | 64.81  | 66.14  | 65.20  | 62.75  | 61.77  | 59.58  | 65.20  | 75.34  | 61.10  | 54.03  | 50.22  | 44.72  | 57 / 63      |
| DA Forecast    | 62.1   | 59.0   | 57.5   | 56.7   | 57.5   | 61.2   | 68.7   | 73.8   | 76.1   | 77.7   | 79.4   | 80.5   | 80.9   | 81.0   | 80.9   | 80.7   | 80.3   | 79.7   | 78.8   | 79.9   | 79.3   | 76.0   | 71.3   | 65.9   | 73 / 79      |



### Preliminary Real-Time Prices with Forecasted and Actual System Load

|                  | HE1    | HE2    | HE3    | HE4    | HE5    | HE6    | HE7    | HE8    | HE9    | HE10   | HE11   | HE12   | HE13   | HE14   | HE15   | HE16   | HE17   | HE18   | HE19   | HE20   | HE21   | HE22   | HE23   | HE24   | avg all/peak |
|------------------|--------|--------|--------|--------|--------|--------|--------|--------|--------|--------|--------|--------|--------|--------|--------|--------|--------|--------|--------|--------|--------|--------|--------|--------|--------------|
| WESTERN HUB      | 40.58  | 62.35  | 34.44  | 33.77  | 40.11  | 40.74  | 96.05  | 56.35  | 62.45  | 83.03  | 60.26  | 58.01  | 60.90  | 52.90  | 70.44  | 55.58  | 66.90  | 59.61  | 64.46  | 78.60  | 51.52  | 46.03  | 38.75  | 36.59  | 56 / 60      |
| BGE              | 47.627 | 80.85  | 35.866 | 34.045 | 43.195 | 39.843 | 122.22 | 71.995 | 73.66  | 109.76 | 98.472 | 64.134 | 80.048 | 65.115 | 92.22  | 62.706 | 77.402 | 72.337 | 82.128 | 92.27  | 55.506 | 51.444 | 40.354 | 38.785 | 68 / 74      |
| COMED            | 28.987 | 23.495 | 29.302 | -59.82 | -36.27 | -216.1 | -48.22 | 39.628 | 34.753 | 45.225 | 63.016 | 50.33  | 40.894 | 42.468 | 47.961 | 47.164 | 57.494 | 58.264 | 39.571 | 56.079 | 47.054 | 37.423 | 34.172 | 33.266 | 21 / 46      |
| DOM              | 45.579 | 89.275 | 35.163 | 32.349 | 41.002 | 36.68  | 130.31 | 74.138 | 75.002 | 117.12 | 99.412 | 62.912 | 71.359 | 68.016 | 60.171 | 54.836 | 73.012 | 62.838 | 40.244 | 54.235 | 55.145 | 44.5   | 38.888 | 38.573 | 63 / 66      |
| NEW JERSEY HUB   | 45.88  | 67.01  | 36.18  | 35.03  | 44.54  | 41.80  | 99.05  | 59.31  | 65.29  | 92.51  | 90.55  | 62.10  | 58.52  | 57.17  | 57.21  | 58.70  | 73.45  | 78.62  | 78.58  | 84.82  | 63.82  | 51.80  | 44.85  | 40.67  | 62 / 67      |
| Percent Forecast | 1.00   | 1.29   | 0.77   | 1.01   | 0.85   | 0.41   | 0.13   | 0.32   | -0.28  | 0.37   | 0.29   | -0.12  | -0.19  | -0.03  | 0.24   | -0.02  | -0.04  | -0.61  | -0.54  | -0.04  | -1.66  | -1.59  | -1.71  | -1.67  |              |
| RTLload          | 62.734 | 59.821 | 57.98  | 57.289 | 57.949 | 61.435 | 68.827 | 74.042 | 75.846 | 77.981 | 79.665 | 80.406 | 80.707 | 81.023 | 81.097 | 80.67  | 80.315 | 79.259 | 78.408 | 79.822 | 77.993 | 74.839 | 70.053 | 64.831 |              |



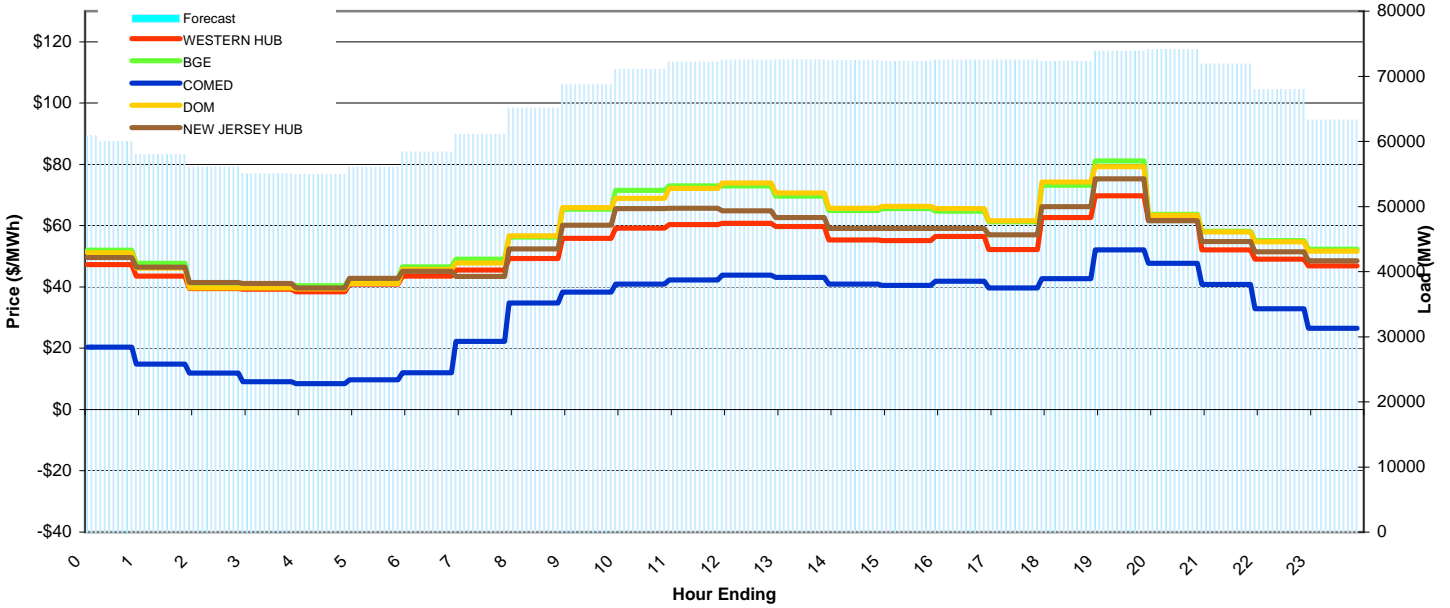
# PJM Daily Report

Data for 11-Oct-2008

Price Color Codes: ≤0 ≥100 ≥200

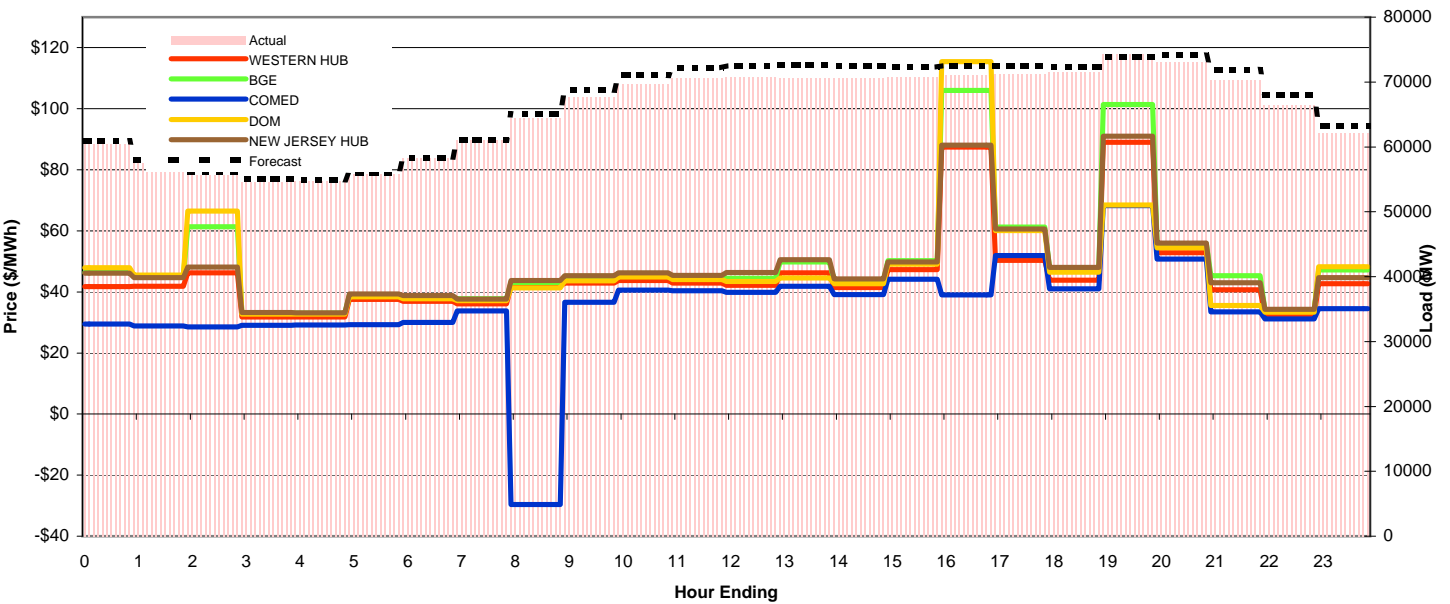
## Day-Ahead Prices and Forecast Load

|                | HE1    | HE2    | HE3    | HE4    | HE5    | HE6    | HE7    | HE8    | HE9    | HE10   | HE11   | HE12   | HE13   | HE14   | HE15   | HE16   | HE17   | HE18   | HE19   | HE20   | HE21   | HE22   | HE23   | HE24   | avg all/peak |
|----------------|--------|--------|--------|--------|--------|--------|--------|--------|--------|--------|--------|--------|--------|--------|--------|--------|--------|--------|--------|--------|--------|--------|--------|--------|--------------|
| WESTERN HUB    | 47.30  | 43.56  | 39.46  | 39.21  | 38.45  | 40.88  | 43.50  | 45.56  | 49.29  | 55.86  | 59.22  | 60.36  | 60.76  | 59.67  | 55.29  | 55.11  | 56.44  | 52.24  | 62.68  | 69.72  | 61.81  | 52.10  | 49.08  | 46.85  | 52 / 57      |
| BGE            | 51.944 | 47.67  | 41.026 | 40.839 | 40.365 | 42.685 | 46.53  | 49.036 | 56.322 | 65.389 | 71.53  | 72.934 | 72.935 | 69.662 | 64.98  | 65.542 | 64.765 | 61.246 | 73.208 | 81.16  | 63.68  | 58.194 | 55.12  | 52.335 | 59 / 65      |
| COMED          | 20.345 | 14.836 | 11.903 | 9.0597 | 8.4788 | 9.7334 | 11.968 | 22.215 | 34.802 | 38.362 | 40.905 | 42.246 | 43.814 | 43.133 | 40.971 | 40.54  | 41.851 | 39.717 | 42.677 | 52.127 | 47.735 | 40.774 | 32.889 | 26.489 | 32 / 40      |
| DOM            | 51.135 | 46.148 | 39.644 | 39.709 | 39.317 | 41.188 | 45.764 | 47.865 | 56.685 | 65.837 | 68.963 | 72.179 | 73.939 | 70.682 | 65.666 | 66.336 | 65.587 | 61.576 | 74.227 | 79.277 | 63.405 | 57.983 | 54.749 | 51.692 | 58 / 65      |
| NEW JERSEY HUB | 49.54  | 46.45  | 41.45  | 41.18  | 39.65  | 42.77  | 45.11  | 43.48  | 52.40  | 60.11  | 65.59  | 65.63  | 64.85  | 62.64  | 59.06  | 59.15  | 59.14  | 57.01  | 66.18  | 75.32  | 61.57  | 54.83  | 51.50  | 48.58  | 55 / 60      |
| DA Forecast    | 60.9   | 58.0   | 56.1   | 55.1   | 54.9   | 56.0   | 58.4   | 61.1   | 65.1   | 68.7   | 71.0   | 72.2   | 72.5   | 72.6   | 72.4   | 72.3   | 72.5   | 72.5   | 72.3   | 73.9   | 74.1   | 71.9   | 67.9   | 63.3   | 66 / 71      |



## Preliminary Real-Time Prices with Forecasted and Actual System Load

|                  | HE1    | HE2    | HE3    | HE4    | HE5    | HE6    | HE7    | HE8    | HE9    | HE10   | HE11   | HE12   | HE13   | HE14   | HE15   | HE16   | HE17   | HE18   | HE19   | HE20   | HE21   | HE22   | HE23   | HE24   | avg all/peak |
|------------------|--------|--------|--------|--------|--------|--------|--------|--------|--------|--------|--------|--------|--------|--------|--------|--------|--------|--------|--------|--------|--------|--------|--------|--------|--------------|
| WESTERN HUB      | 41.73  | 41.85  | 46.24  | 31.80  | 31.77  | 37.53  | 36.97  | 36.14  | 41.95  | 42.94  | 43.79  | 42.87  | 42.22  | 46.23  | 41.42  | 47.33  | 87.43  | 50.30  | 43.84  | 88.97  | 52.85  | 40.70  | 32.40  | 42.73  | 45 / 49      |
| BGE              | 46.318 | 45.085 | 61.326 | 33.09  | 33.097 | 39.031 | 38.514 | 37.793 | 43.148 | 45.102 | 46.065 | 45.206 | 44.482 | 49.784 | 43.706 | 50.204 | 105.95 | 61.238 | 47.716 | 101.34 | 55.775 | 45.298 | 34.101 | 47.174 | 50 / 54      |
| COMED            | 29.488 | 28.812 | 28.545 | 29.028 | 29.15  | 29.328 | 30.026 | 33.771 | -29.58 | 36.575 | 40.642 | 40.378 | 39.844 | 41.908 | 39.125 | 44.187 | 39.057 | 51.92  | 40.995 | 68.253 | 50.755 | 33.5   | 31.156 | 34.468 | 35 / 38      |
| DOM              | 47.942 | 45.566 | 66.443 | 32.756 | 32.725 | 38.4   | 37.787 | 37.145 | 41.332 | 43.656 | 44.916 | 44.069 | 43.387 | 44.604 | 42.667 | 49.114 | 115.48 | 60.105 | 46.449 | 68.519 | 54.394 | 35.529 | 33.36  | 48.199 | 48 / 50      |
| NEW JERSEY HUB   | 46.13  | 44.73  | 48.19  | 33.26  | 33.20  | 39.32  | 38.77  | 37.67  | 43.79  | 45.27  | 46.24  | 45.41  | 46.32  | 50.52  | 44.31  | 49.81  | 88.12  | 60.65  | 47.99  | 91.02  | 56.04  | 42.97  | 34.32  | 44.70  | 48 / 52      |
| Percent Forecast | -0.75  | -0.91  | -0.78  | -0.79  | -0.50  | -0.45  | 0.01   | -0.10  | -0.91  | -1.36  | -1.95  | -2.18  | -2.52  | -2.67  | -2.60  | -2.18  | -1.96  | -1.81  | -0.95  | 0.57   | -1.30  | -2.14  | -2.23  | -1.87  |              |
| RTLoad           | 60.443 | 57.44  | 55.625 | 54.627 | 54.675 | 55.788 | 58.371 | 61.025 | 64.523 | 67.78  | 69.684 | 70.648 | 70.719 | 70.667 | 70.607 | 70.75  | 71.092 | 71.197 | 71.595 | 74.278 | 73.164 | 70.398 | 66.469 | 62.141 |              |



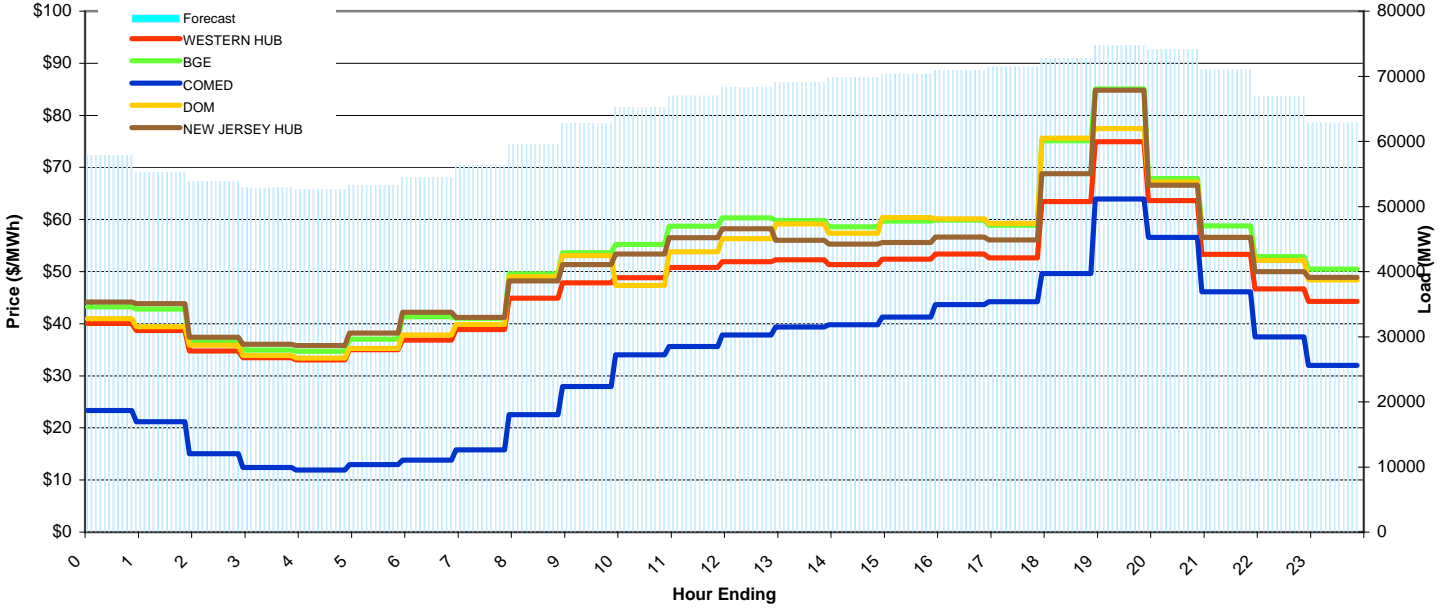
# PJM Daily Report

## Data for 12-Oct-2008

Price Color Codes: ≤0 ≥100 ≥200

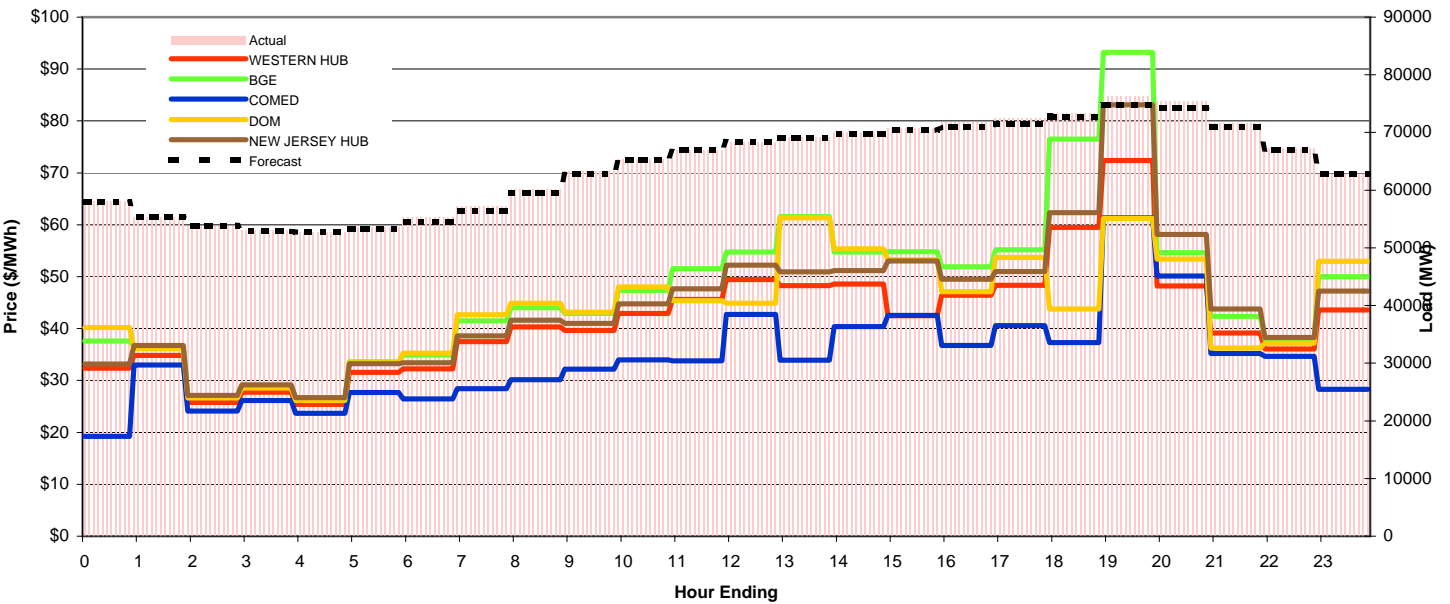
### Day-Ahead Prices and Forecast Load

|                | HE1    | HE2    | HE3    | HE4    | HE5    | HE6    | HE7    | HE8    | HE9    | HE10   | HE11   | HE12   | HE13   | HE14   | HE15   | HE16   | HE17   | HE18   | HE19   | HE20   | HE21   | HE22   | HE23   | HE24   | avg all/peak |
|----------------|--------|--------|--------|--------|--------|--------|--------|--------|--------|--------|--------|--------|--------|--------|--------|--------|--------|--------|--------|--------|--------|--------|--------|--------|--------------|
| WESTERN HUB    | 40.03  | 38.71  | 34.77  | 33.48  | 33.02  | 35.00  | 36.87  | 38.89  | 44.87  | 47.86  | 48.83  | 50.77  | 51.93  | 52.25  | 51.33  | 52.40  | 53.38  | 52.65  | 63.46  | 74.92  | 63.63  | 53.34  | 46.67  | 44.30  | 48 / 53      |
| BGE            | 43.219 | 42.836 | 36.653 | 34.951 | 34.696 | 37.022 | 41.35  | 41.003 | 49.577 | 53.608 | 55.246 | 58.747 | 60.325 | 59.804 | 58.578 | 59.694 | 59.869 | 58.888 | 75.143 | 85.046 | 67.868 | 58.799 | 52.86  | 50.478 | 53 / 60      |
| COMED          | 23.361 | 21.181 | 15.044 | 12.397 | 11.909 | 12.984 | 13.832 | 15.784 | 22.561 | 27.974 | 34     | 35.625 | 37.861 | 39.351 | 39.824 | 41.292 | 43.673 | 44.196 | 49.622 | 63.955 | 56.567 | 46.119 | 37.478 | 31.999 | 32 / 40      |
| DOM            | 40.943 | 39.412 | 35.843 | 33.926 | 33.405 | 35.245 | 37.84  | 39.84  | 48.998 | 53.057 | 47.34  | 53.834 | 56.333 | 59.176 | 57.389 | 60.392 | 60.13  | 59.291 | 75.61  | 77.444 | 67.205 | 56.584 | 52.154 | 48.406 | 51 / 58      |
| NEW JERSEY HUB | 44.17  | 43.84  | 37.38  | 36.03  | 35.79  | 38.20  | 42.23  | 41.19  | 48.24  | 51.33  | 53.40  | 56.51  | 58.23  | 56.01  | 55.26  | 55.61  | 56.66  | 56.09  | 68.78  | 84.83  | 66.56  | 56.60  | 49.99  | 48.92  | 52 / 57      |
| DA Forecast    | 57.9   | 55.3   | 53.8   | 52.9   | 52.7   | 53.2   | 54.5   | 56.4   | 59.5   | 62.8   | 65.2   | 67.0   | 68.4   | 69.1   | 69.8   | 70.4   | 70.9   | 71.5   | 72.7   | 74.8   | 74.2   | 71.0   | 66.9   | 62.9   | 64 / 68      |



### Preliminary Real-Time Prices with Forecasted and Actual System Load

|                  | HE1    | HE2    | HE3    | HE4    | HE5    | HE6    | HE7    | HE8    | HE9    | HE10   | HE11   | HE12   | HE13   | HE14   | HE15   | HE16   | HE17   | HE18   | HE19   | HE20   | HE21   | HE22   | HE23   | HE24   | avg all/peak |
|------------------|--------|--------|--------|--------|--------|--------|--------|--------|--------|--------|--------|--------|--------|--------|--------|--------|--------|--------|--------|--------|--------|--------|--------|--------|--------------|
| WESTERN HUB      | 32.37  | 34.81  | 25.78  | 27.76  | 25.41  | 31.59  | 32.22  | 37.51  | 40.34  | 39.64  | 42.91  | 45.62  | 49.45  | 48.27  | 48.58  | 42.48  | 46.40  | 48.35  | 59.51  | 72.39  | 48.22  | 39.18  | 36.08  | 43.61  | 42 / 47      |
| BGE              | 37.633 | 36.573 | 27.041 | 29.029 | 26.558 | 33.582 | 34.893 | 41.468 | 44.05  | 42.902 | 47.347 | 51.539 | 54.752 | 61.562 | 54.774 | 54.813 | 51.89  | 55.192 | 76.541 | 93.218 | 54.636 | 42.35  | 38.063 | 49.978 | 48 / 54      |
| COMED            | 19.212 | 32.991 | 24.112 | 26.146 | 23.656 | 27.679 | 26.469 | 28.427 | 30.165 | 32.203 | 33.989 | 33.761 | 42.755 | 33.895 | 40.382 | 42.569 | 36.721 | 40.549 | 37.307 | 61.321 | 50.128 | 35.203 | 34.637 | 28.306 | 34 / 38      |
| DOM              | 40.218 | 36.108 | 26.632 | 28.575 | 26.115 | 33.421 | 35.257 | 42.643 | 44.866 | 43.157 | 48.018 | 45.369 | 44.894 | 61.314 | 55.384 | 53.247 | 47.093 | 53.669 | 43.763 | 61.228 | 53.422 | 36.223 | 37.183 | 52.964 | 44 / 48      |
| NEW JERSEY HUB   | 33.20  | 36.71  | 27.11  | 29.16  | 26.70  | 33.21  | 33.41  | 38.62  | 41.60  | 40.99  | 44.78  | 47.64  | 52.23  | 50.90  | 51.18  | 53.03  | 49.50  | 50.96  | 62.35  | 83.10  | 58.16  | 43.75  | 38.30  | 47.24  | 45 / 50      |
| Percent Forecast | 0.48   | 0.18   | -0.24  | 0.30   | 0.19   | 0.58   | 1.51   | 1.45   | 1.18   | 0.88   | 0.33   | -0.07  | -0.05  | 0.24   | 0.30   | 0.54   | 1.14   | 1.37   | 0.72   | 2.01   | 1.60   | 0.83   | 0.64   | -0.11  |              |
| RTLoad           | 58.144 | 55.399 | 53.71  | 53.055 | 52.795 | 53.525 | 55.294 | 57.217 | 60.206 | 63.335 | 65.441 | 66.917 | 68.332 | 69.254 | 69.973 | 70.764 | 71.759 | 72.453 | 73.262 | 76.333 | 75.367 | 71.597 | 67.327 | 62.786 |              |



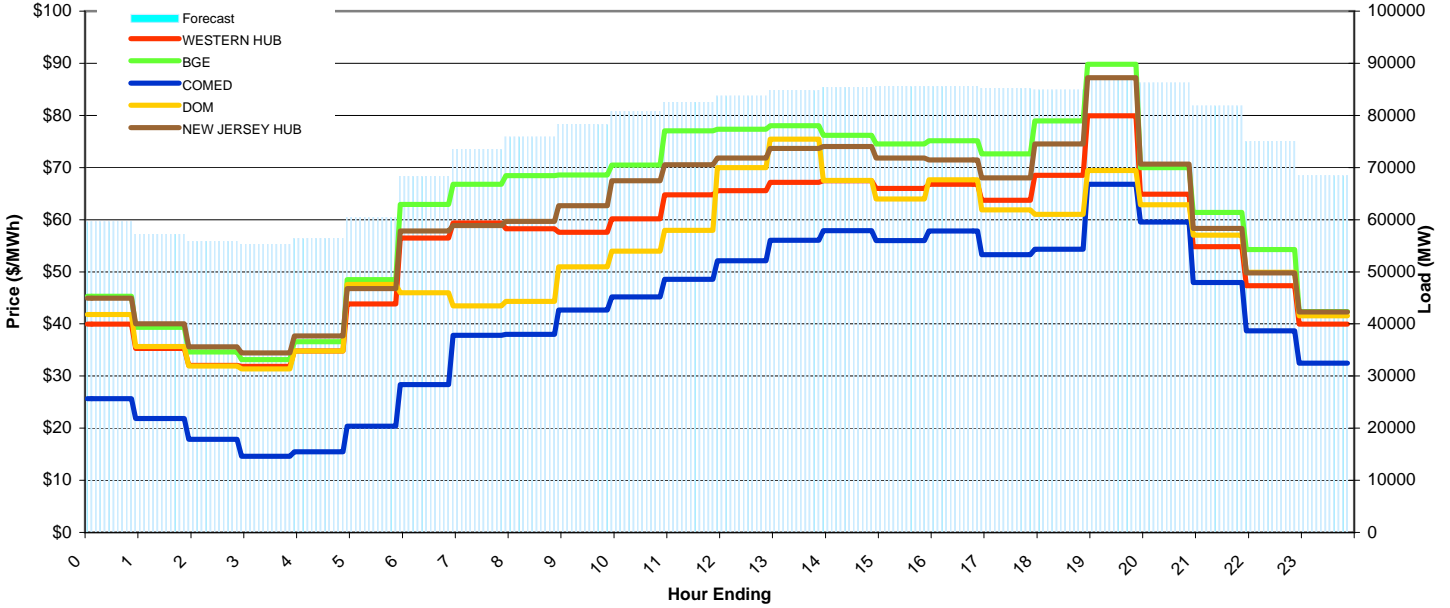
# PJM Daily Report

## Data for 13-Oct-2008

Price Color Codes: ≤0 ≥100 ≥200

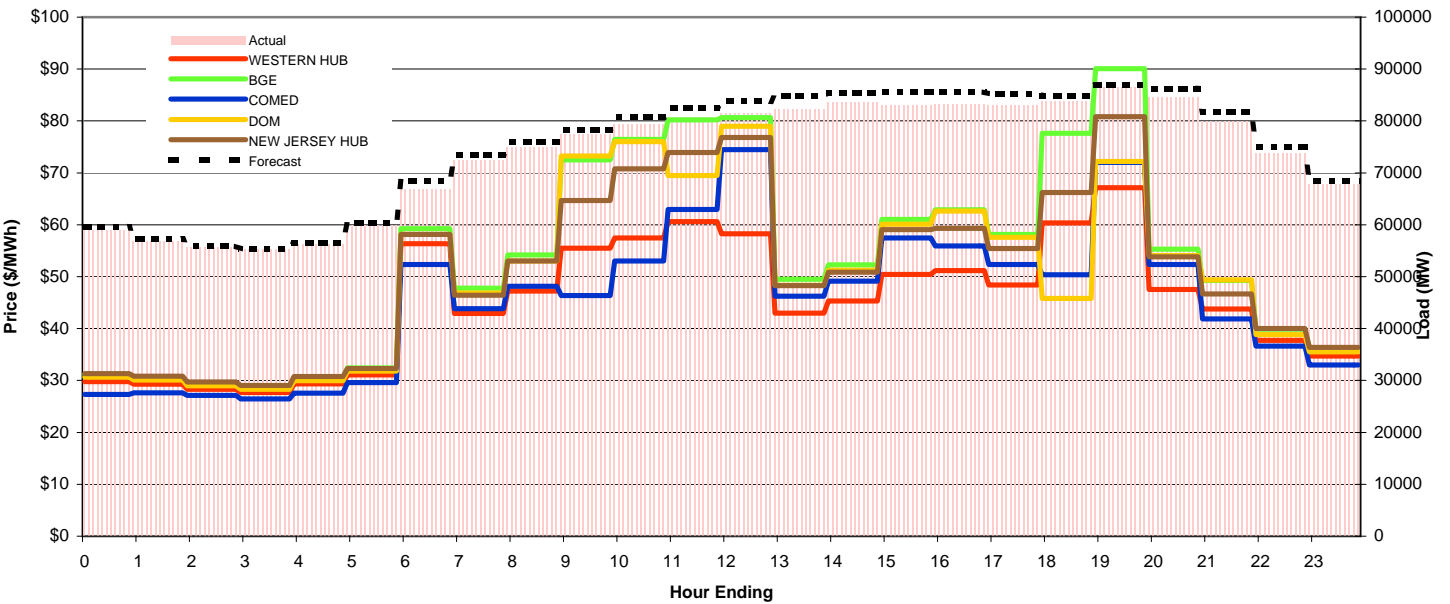
### Day-Ahead Prices and Forecast Load

|                | HE1    | HE2    | HE3    | HE4    | HE5    | HE6    | HE7    | HE8    | HE9    | HE10   | HE11   | HE12   | HE13   | HE14   | HE15   | HE16   | HE17   | HE18   | HE19   | HE20   | HE21   | HE22   | HE23   | HE24   | avg all/peak |
|----------------|--------|--------|--------|--------|--------|--------|--------|--------|--------|--------|--------|--------|--------|--------|--------|--------|--------|--------|--------|--------|--------|--------|--------|--------|--------------|
| WESTERN HUB    | 39.97  | 35.28  | 32.05  | 31.84  | 34.81  | 43.84  | 56.50  | 59.34  | 58.23  | 57.58  | 60.17  | 64.73  | 65.54  | 67.16  | 67.46  | 65.96  | 66.82  | 63.73  | 68.50  | 79.90  | 64.87  | 54.84  | 47.31  | 39.96  | 55 / 63      |
| BGE            | 45.308 | 39.361 | 34.636 | 33.175 | 36.569 | 48.497 | 62.909 | 66.78  | 68.45  | 68.596 | 70.466 | 77.069 | 77.361 | 78.042 | 76.186 | 74.55  | 75.13  | 72.644 | 78.946 | 89.837 | 70.001 | 61.401 | 54.276 | 42.374 | 63 / 72      |
| COMED          | 25.637 | 21.85  | 17.876 | 14.605 | 15.469 | 20.394 | 28.36  | 37.842 | 37.973 | 42.666 | 45.201 | 48.585 | 52.148 | 56.065 | 57.893 | 56.009 | 57.832 | 53.311 | 54.332 | 66.772 | 59.568 | 47.954 | 38.651 | 32.484 | 41 / 51      |
| DOM            | 41.801 | 35.667 | 31.912 | 31.39  | 34.778 | 47.589 | 45.961 | 43.464 | 44.342 | 50.949 | 53.929 | 57.97  | 69.999 | 75.448 | 67.517 | 63.991 | 67.663 | 61.902 | 61.044 | 69.446 | 62.844 | 57.002 | 49.912 | 41.575 | 53 / 60      |
| NEW JERSEY HUB | 44.95  | 39.99  | 35.62  | 34.44  | 37.70  | 46.81  | 57.82  | 58.86  | 59.65  | 62.66  | 67.47  | 70.51  | 71.84  | 73.67  | 74.03  | 71.84  | 71.45  | 67.99  | 74.52  | 87.21  | 70.68  | 58.31  | 49.80  | 42.32  | 60 / 68      |
| DA Forecast    | 59.6   | 57.2   | 55.9   | 55.3   | 56.4   | 60.4   | 68.4   | 73.5   | 75.9   | 78.3   | 80.7   | 82.5   | 83.8   | 84.8   | 85.5   | 85.6   | 85.5   | 85.2   | 84.9   | 86.9   | 86.3   | 81.8   | 75.0   | 68.4   | 75 / 82      |



### Preliminary Real-Time Prices with Forecasted and Actual System Load

|                  | HE1    | HE2    | HE3    | HE4    | HE5    | HE6    | HE7    | HE8    | HE9    | HE10   | HE11   | HE12   | HE13   | HE14   | HE15   | HE16   | HE17   | HE18   | HE19   | HE20   | HE21   | HE22   | HE23   | HE24   | avg all/peak |
|------------------|--------|--------|--------|--------|--------|--------|--------|--------|--------|--------|--------|--------|--------|--------|--------|--------|--------|--------|--------|--------|--------|--------|--------|--------|--------------|
| WESTERN HUB      | 29.76  | 29.26  | 28.28  | 27.68  | 29.33  | 31.05  | 56.35  | 42.93  | 47.21  | 55.47  | 57.43  | 60.59  | 58.26  | 42.95  | 45.31  | 50.42  | 51.14  | 48.42  | 60.39  | 67.16  | 47.53  | 43.80  | 37.74  | 34.74  | 45 / 51      |
| BGE              | 31.172 | 30.59  | 29.5   | 28.834 | 30.566 | 32.429 | 59.248 | 47.786 | 54.199 | 72.474 | 76.446 | 80.205 | 80.632 | 49.511 | 52.291 | 61.033 | 62.889 | 58.108 | 77.626 | 90.066 | 55.283 | 49.276 | 39.877 | 36.223 | 54 / 63      |
| COMED            | 27.287 | 27.59  | 27.135 | 26.454 | 27.561 | 29.595 | 52.353 | 43.839 | 48.133 | 46.369 | 53.046 | 62.972 | 74.487 | 46.229 | 49.124 | 57.465 | 55.916 | 52.314 | 50.379 | 72.016 | 52.313 | 41.862 | 36.626 | 33.005 | 46 / 53      |
| DOM              | 30.654 | 30.077 | 28.982 | 28.312 | 29.959 | 31.806 | 58.163 | 46.833 | 53.001 | 73.231 | 76.005 | 69.496 | 78.97  | 48.306 | 51.232 | 60.119 | 62.65  | 57.594 | 45.782 | 72.174 | 54.071 | 49.38  | 38.869 | 35.485 | 50 / 59      |
| NEW JERSEY HUB   | 31.32  | 30.82  | 29.72  | 29.04  | 30.75  | 32.33  | 58.13  | 46.44  | 53.00  | 64.67  | 70.79  | 73.91  | 76.85  | 48.28  | 50.86  | 59.04  | 59.29  | 55.42  | 66.23  | 80.86  | 53.83  | 46.65  | 40.00  | 36.38  | 51 / 59      |
| Percent Forecast | -1.17  | -0.89  | -0.26  | -0.21  | -0.20  | -0.67  | -2.21  | -1.37  | -1.25  | -1.18  | -1.70  | -2.40  | -2.69  | -3.20  | -2.30  | -3.03  | -2.80  | -2.67  | -1.21  | -0.60  | -2.06  | -2.31  | -1.71  | -0.88  |              |
| RTLoad           | 58.918 | 56.699 | 55.721 | 55.216 | 56.312 | 60.018 | 66.876 | 72.473 | 74.943 | 77.385 | 79.349 | 80.615 | 81.57  | 82.153 | 83.558 | 83.045 | 83.214 | 83.009 | 83.86  | 86.409 | 84.526 | 79.988 | 73.752 | 67.827 |              |



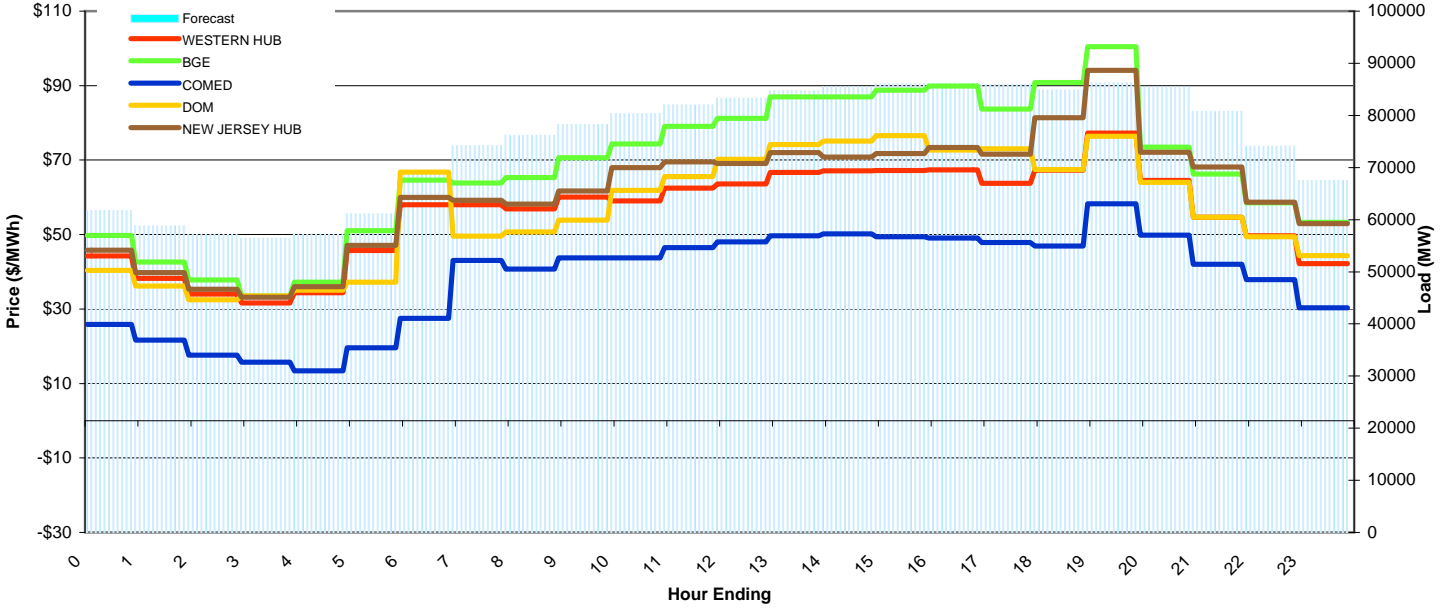
# PJM Daily Report

Data for 14-Oct-2008

Price Color Codes: ≤0 ≥100 ≥200

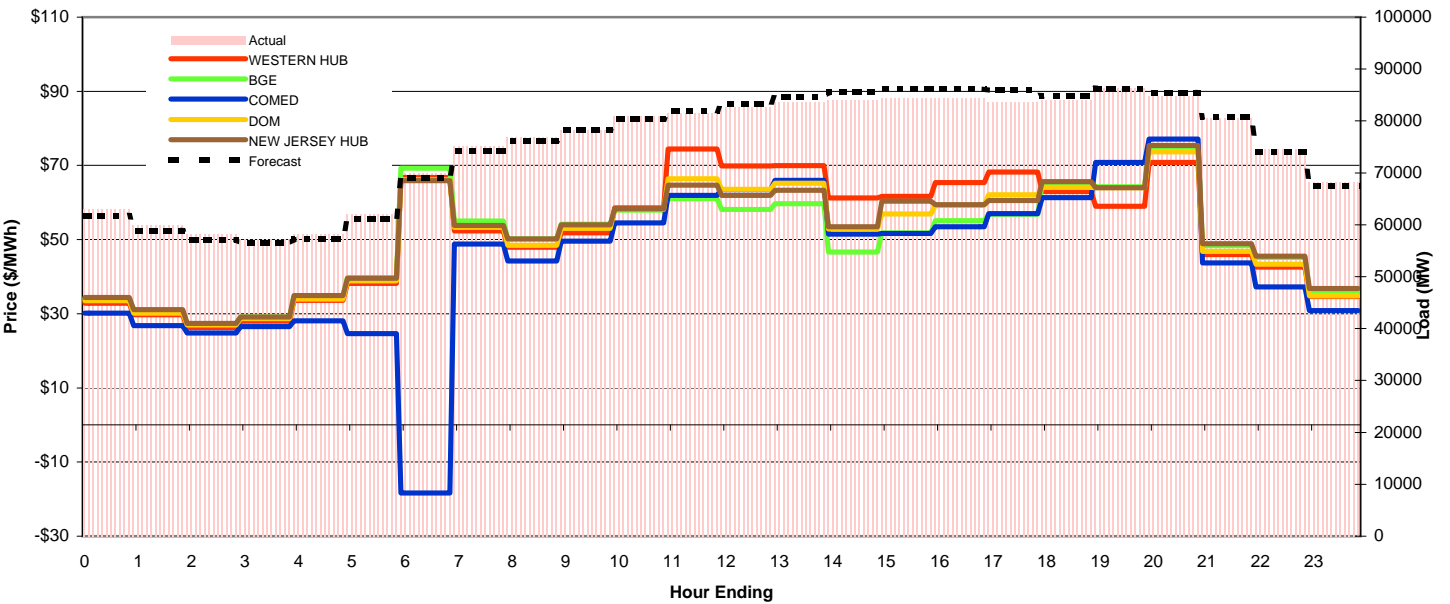
## Day-Ahead Prices and Forecast Load

|                | HE1    | HE2    | HE3    | HE4    | HE5    | HE6    | HE7    | HE8    | HE9    | HE10   | HE11   | HE12   | HE13   | HE14   | HE15   | HE16   | HE17   | HE18   | HE19   | HE20   | HE21   | HE22   | HE23   | HE24   | avg all/peak |
|----------------|--------|--------|--------|--------|--------|--------|--------|--------|--------|--------|--------|--------|--------|--------|--------|--------|--------|--------|--------|--------|--------|--------|--------|--------|--------------|
| WESTERN HUB    | 44.24  | 38.25  | 34.05  | 31.59  | 34.39  | 45.67  | 57.99  | 58.00  | 56.90  | 60.04  | 59.03  | 62.45  | 63.63  | 66.66  | 67.13  | 67.17  | 67.33  | 63.74  | 67.25  | 77.26  | 64.50  | 54.69  | 49.67  | 42.23  | 56 / 63      |
| BGE            | 49.721 | 42.653 | 37.845 | 33.54  | 37.187 | 51.06  | 64.633 | 63.887 | 65.278 | 70.624 | 74.372 | 79.038 | 81.22  | 87.001 | 86.99  | 88.755 | 89.881 | 83.692 | 90.821 | 100.45 | 73.51  | 66.265 | 58.482 | 53.308 | 68 / 79      |
| COMED          | 25.833 | 21.655 | 17.647 | 15.737 | 13.399 | 19.631 | 27.474 | 43.075 | 40.761 | 43.741 | 43.781 | 46.485 | 48.068 | 49.676 | 50.214 | 49.441 | 49.046 | 47.854 | 46.959 | 58.278 | 49.865 | 42.011 | 37.892 | 30.35  | 38 / 47      |
| DOM            | 40.382 | 36.146 | 32.449 | 33.547 | 35.046 | 37.214 | 66.811 | 49.611 | 50.68  | 53.877 | 61.884 | 65.527 | 70.233 | 74.128 | 75.141 | 76.584 | 72.744 | 73.016 | 67.467 | 76.412 | 64.046 | 54.686 | 49.412 | 44.341 | 57 / 65      |
| NEW JERSEY HUB | 45.83  | 39.79  | 35.30  | 33.17  | 35.98  | 47.09  | 59.99  | 59.19  | 58.15  | 61.72  | 68.01  | 69.51  | 69.08  | 71.99  | 70.83  | 71.72  | 73.42  | 71.59  | 81.37  | 94.08  | 72.07  | 68.10  | 58.71  | 52.95  | 61 / 70      |
| DA Forecast    | 61.7   | 58.8   | 57.1   | 56.4   | 57.2   | 61.1   | 69.0   | 74.2   | 76.2   | 78.2   | 80.4   | 82.0   | 83.3   | 84.7   | 85.5   | 86.1   | 86.1   | 85.9   | 84.9   | 86.3   | 85.4   | 80.8   | 74.1   | 67.5   | 75 / 82      |



## Preliminary Real-Time Prices with Forecasted and Actual System Load

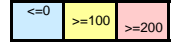
|                  | HE1    | HE2    | HE3    | HE4    | HE5    | HE6    | HE7    | HE8    | HE9    | HE10   | HE11   | HE12   | HE13   | HE14   | HE15   | HE16   | HE17   | HE18   | HE19   | HE20   | HE21   | HE22   | HE23   | HE24   | avg all/peak |
|------------------|--------|--------|--------|--------|--------|--------|--------|--------|--------|--------|--------|--------|--------|--------|--------|--------|--------|--------|--------|--------|--------|--------|--------|--------|--------------|
| WESTERN HUB      | 32.86  | 29.70  | 26.29  | 28.00  | 33.65  | 38.16  | 66.80  | 52.36  | 47.94  | 51.82  | 58.56  | 74.42  | 69.91  | 69.97  | 61.24  | 61.69  | 65.42  | 68.25  | 62.99  | 59.01  | 70.80  | 45.99  | 42.60  | 34.68  | 52 / 60      |
| BGE              | 34.125 | 30.823 | 27.326 | 29.11  | 34.946 | 39.701 | 69.246 | 55.043 | 50.208 | 54.181 | 57.945 | 61.058 | 58.102 | 59.688 | 46.664 | 51.846 | 55.089 | 56.791 | 65.113 | 64.221 | 74.987 | 48.414 | 45.139 | 36.087 | 50 / 57      |
| COMED            | 30.189 | 26.81  | 24.847 | 26.54  | 28.122 | 24.659 | -18.34 | 48.789 | 44.233 | 49.608 | 54.483 | 61.935 | 63.508 | 66.015 | 51.508 | 51.617 | 53.455 | 57.005 | 61.3   | 70.817 | 77.153 | 43.737 | 37.249 | 30.89  | 44 / 56      |
| DOM              | 33.507 | 30.126 | 26.935 | 28.732 | 33.951 | 38.848 | 66.171 | 53.3   | 48.499 | 53.065 | 58.086 | 66.376 | 63.521 | 65.246 | 52.832 | 56.928 | 59.289 | 62.121 | 64.064 | 63.982 | 73.673 | 46.816 | 43.371 | 34.818 | 51 / 58      |
| NEW JERSEY HUB   | 34.43  | 31.13  | 27.43  | 29.12  | 34.92  | 39.56  | 65.92  | 53.82  | 50.18  | 54.01  | 58.34  | 64.66  | 61.90  | 63.34  | 53.45  | 60.35  | 59.38  | 60.51  | 65.67  | 64.02  | 75.38  | 48.90  | 45.57  | 36.77  | 52 / 59      |
| Percent Forecast | 1.92   | 1.80   | 1.69   | 1.57   | 1.51   | 1.63   | 1.38   | 1.40   | 0.81   | 0.10   | 0.80   | -0.47  | -0.88  | -1.20  | -1.71  | -1.91  | -2.09  | -2.69  | -1.13  | 0.04   | -0.67  | -0.21  | 0.74   | 1.23   |              |
| RTLoad           | 62.959 | 59.917 | 58.113 | 57.333 | 58.107 | 62.163 | 69.974 | 75.247 | 76.827 | 78.322 | 81.031 | 81.605 | 82.593 | 83.691 | 84.059 | 84.444 | 84.344 | 83.676 | 83.966 | 86.306 | 84.855 | 80.6   | 74.639 | 68.34  |              |



# PJM Daily Report

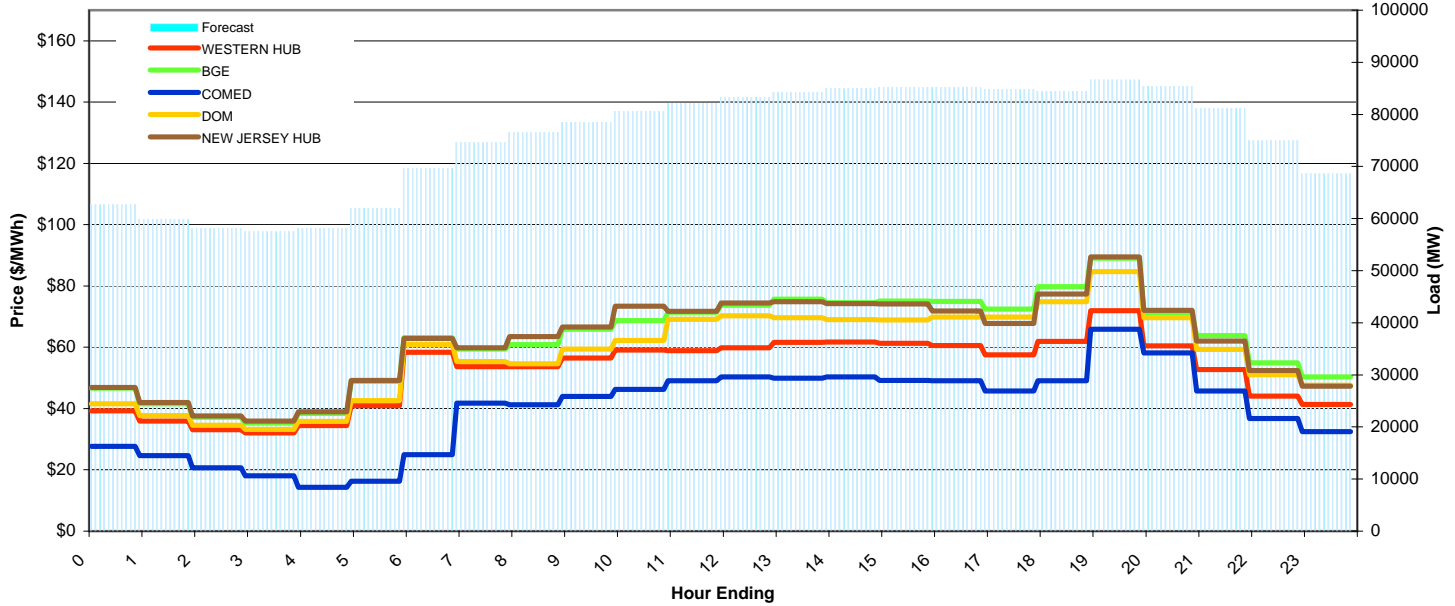
Report for: 10/15/2008

Price Color Codes:



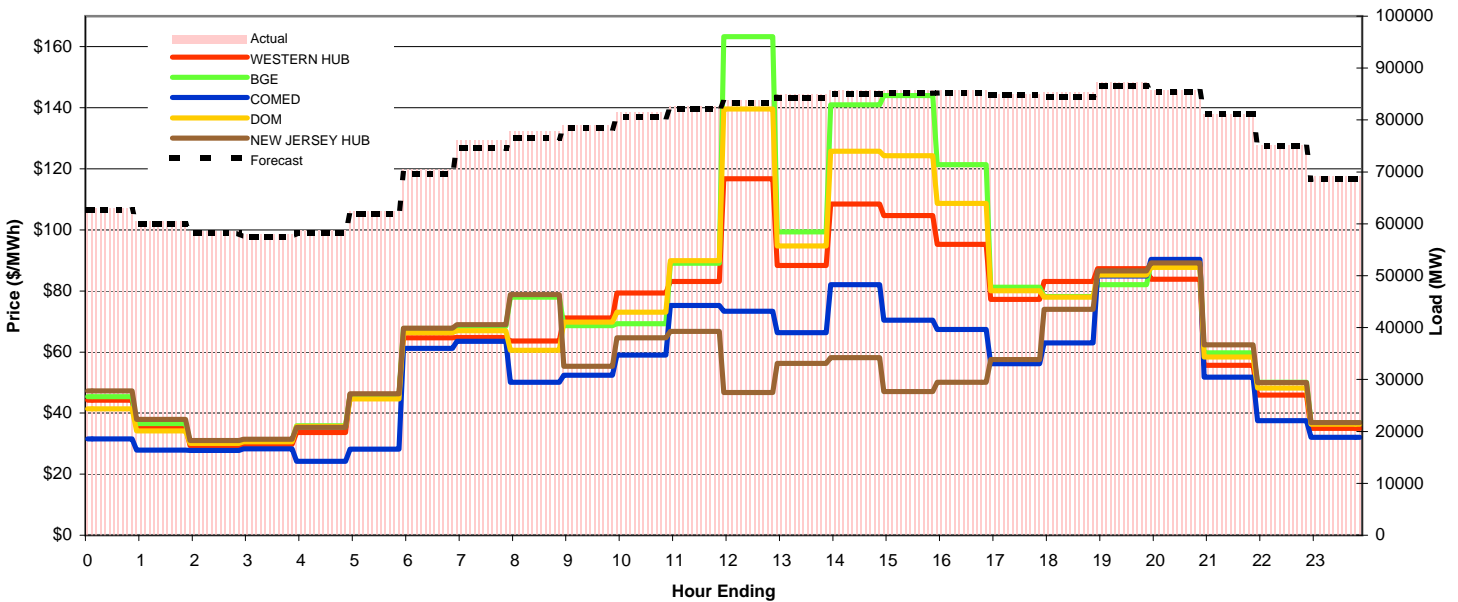
## Day-Ahead Prices and Forecast Load

|                | HE1    | HE2    | HE3    | HE4    | HE5    | HE6    | HE7    | HE8    | HE9    | HE10   | HE11   | HE12   | HE13   | HE14   | HE15   | HE16   | HE17   | HE18   | HE19   | HE20   | HE21   | HE22   | HE23   | HE24   | avg all/peak |
|----------------|--------|--------|--------|--------|--------|--------|--------|--------|--------|--------|--------|--------|--------|--------|--------|--------|--------|--------|--------|--------|--------|--------|--------|--------|--------------|
| WESTERN HUB    | 39.24  | 35.91  | 33.09  | 32.02  | 34.44  | 40.95  | 58.42  | 53.72  | 53.66  | 56.52  | 59.14  | 58.86  | 59.86  | 61.66  | 61.74  | 61.30  | 60.58  | 57.58  | 61.91  | 71.94  | 60.48  | 52.69  | 44.03  | 41.32  | 52 / 58      |
| BGE            | 46.648 | 41.592 | 37.203 | 35.265 | 38.46  | 48.867 | 63.157 | 59.449 | 60.861 | 65.877 | 68.718 | 71.422 | 73.751 | 75.694 | 74.53  | 75.037 | 75     | 72.477 | 79.823 | 89.103 | 71.167 | 63.795 | 54.9   | 50.282 | 62 / 71      |
| COMED          | 27.704 | 24.62  | 20.67  | 18.035 | 14.279 | 16.313 | 24.987 | 41.792 | 41.276 | 43.959 | 46.305 | 49.045 | 50.37  | 49.873 | 50.308 | 49.216 | 49.076 | 45.73  | 49.057 | 65.924 | 58.143 | 45.719 | 36.807 | 32.43  | 40 / 48      |
| DOM            | 41.563 | 37.747 | 34.576 | 33.185 | 35.82  | 42.632 | 60.871 | 55.38  | 54.591 | 59.459 | 62.22  | 69.172 | 70.297 | 69.638 | 69.031 | 68.877 | 69.908 | 69.886 | 74.886 | 84.734 | 69.68  | 59.305 | 51.09  | 47.572 | 58 / 66      |
| NEW JERSEY HUB | 46.87  | 42.00  | 37.60  | 35.88  | 38.93  | 49.19  | 62.85  | 59.81  | 63.45  | 66.66  | 73.43  | 71.78  | 74.41  | 74.83  | 74.24  | 74.09  | 71.79  | 67.74  | 77.37  | 89.44  | 72.03  | 62.03  | 52.39  | 47.32  | 62 / 70      |
| DA Forecast    | 62.7   | 59.9   | 58.2   | 57.5   | 58.2   | 61.9   | 69.6   | 74.6   | 76.6   | 78.4   | 80.6   | 82.1   | 83.3   | 84.3   | 85.0   | 85.1   | 85.2   | 84.8   | 84.5   | 86.6   | 85.5   | 81.2   | 74.9   | 68.6   | 75 / 82      |



## Preliminary Real-Time Prices with Forecasted and Actual System Load

|                  | HE1    | HE2    | HE3    | HE4    | HE5    | HE6    | HE7    | HE8    | HE9    | HE10   | HE11   | HE12   | HE13   | HE14   | HE15   | HE16   | HE17   | HE18   | HE19   | HE20   | HE21   | HE22   | HE23   | HE24   | avg all/peak |
|------------------|--------|--------|--------|--------|--------|--------|--------|--------|--------|--------|--------|--------|--------|--------|--------|--------|--------|--------|--------|--------|--------|--------|--------|--------|--------------|
| WESTERN HUB      | 44.24  | 35.56  | 29.36  | 29.80  | 33.61  | 46.16  | 64.69  | 64.80  | 63.67  | 71.17  | 79.36  | 83.13  | 116.80 | 88.33  | 108.47 | 104.69 | 95.28  | 77.28  | 83.16  | 87.26  | 83.82  | 55.68  | 45.88  | 34.98  | 68 / 82      |
| BGE              | 45.333 | 36.541 | 30.603 | 31.078 | 35.82  | 45.824 | 67.69  | 68.448 | 77.964 | 68.665 | 69.262 | 89.106 | 163.31 | 99.341 | 140.93 | 143.96 | 121.33 | 81.228 | 78.198 | 82.03  | 88.757 | 59.765 | 50.103 | 36.891 | 76 / 93      |
| COMED            | 31.555 | 27.878 | 27.818 | 28.247 | 24.181 | 28.17  | 61.205 | 63.466 | 50.114 | 52.413 | 59.002 | 75.281 | 73.37  | 66.297 | 82.087 | 70.388 | 67.431 | 56.171 | 62.993 | 84.94  | 90.345 | 51.736 | 37.523 | 32.096 | 54 / 65      |
| DOM              | 41.412 | 34.17  | 30.089 | 30.581 | 35.607 | 44.655 | 66.363 | 66.945 | 60.549 | 69.764 | 73.059 | 89.898 | 139.64 | 94.708 | 125.79 | 124.32 | 108.65 | 80.034 | 77.962 | 85.199 | 87.703 | 58.362 | 48.264 | 36.403 | 71 / 87      |
| NEW JERSEY HUB   | 47.28  | 37.90  | 31.04  | 31.44  | 35.31  | 46.34  | 67.79  | 68.95  | 78.80  | 55.37  | 64.66  | 66.81  | 46.74  | 56.33  | 58.18  | 47.05  | 50.12  | 57.51  | 73.94  | 86.56  | 89.22  | 62.40  | 50.00  | 36.88  | 56 / 63      |
| Percent Forecast | 0.65   | 0.82   | 0.65   | 0.67   | 1.00   | 0.72   | 1.19   | 2.00   | 1.53   | 0.78   | 1.08   | 0.68   | 0.68   | 0.88   | 0.92   | 0.69   | 0.55   | 0.23   | 1.11   | 0.79   | 0.33   | -0.14  | 0.44   | 0.79   |              |
| RTLoad           | 63.075 | 60.392 | 58.535 | 57.877 | 58.762 | 62.398 | 70.48  | 76.07  | 77.768 | 79.043 | 81.457 | 82.661 | 83.845 | 85.031 | 85.762 | 85.714 | 85.669 | 84.976 | 85.412 | 87.281 | 85.747 | 81.069 | 75.246 | 69.149 |              |



# PJM Daily Report

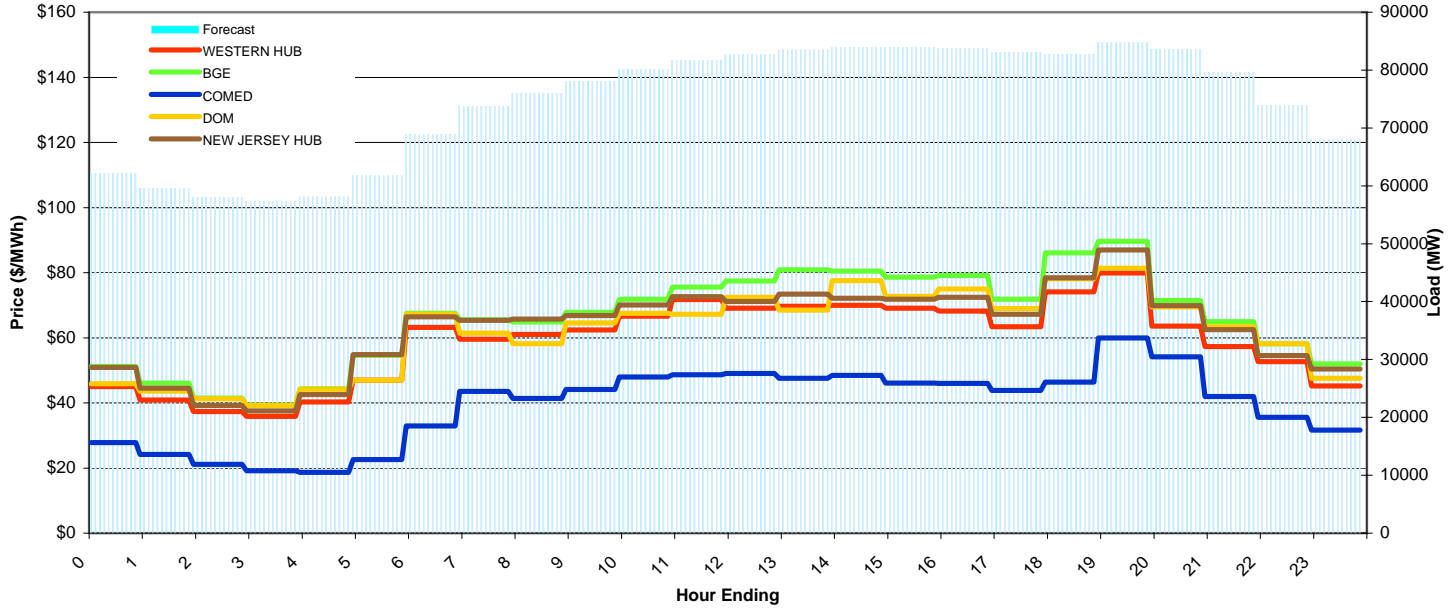
Report for: 10/16/2008

Price Color Codes:

|     |       |       |
|-----|-------|-------|
| <=0 | >=100 | >=200 |
|-----|-------|-------|

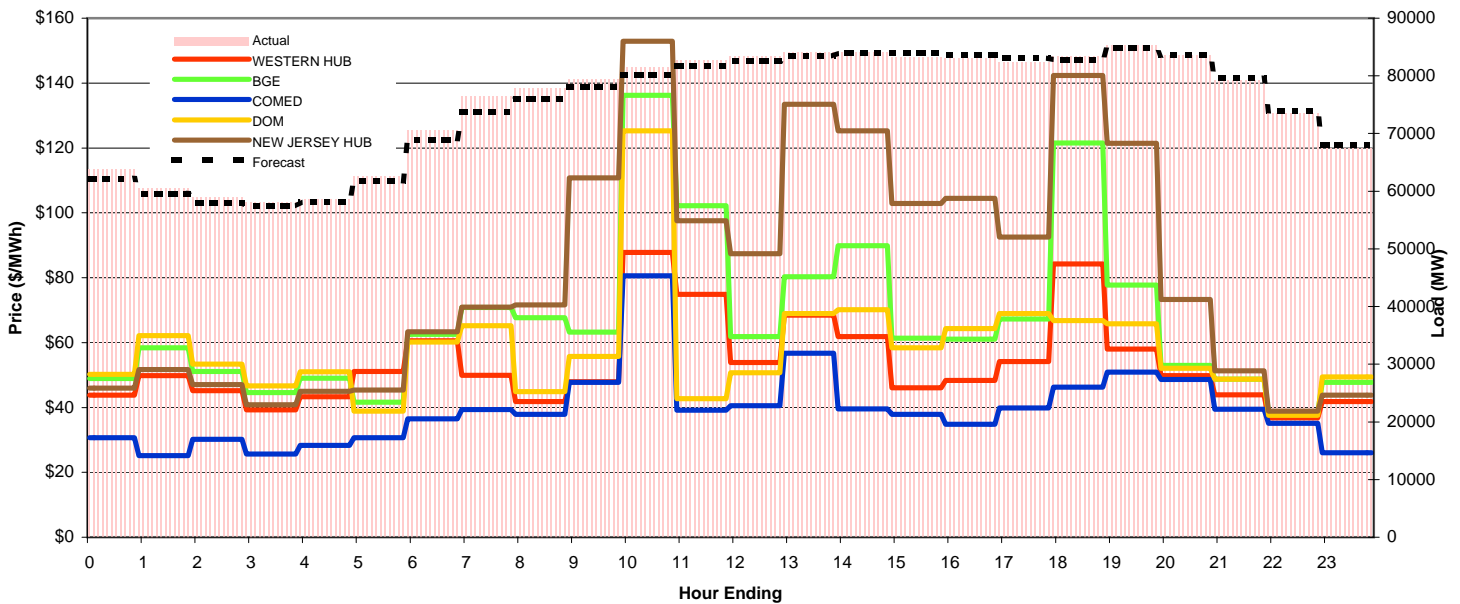
## Day-Ahead Prices and Forecast Load

|                | HE1    | HE2    | HE3    | HE4    | HE5    | HE6    | HE7    | HE8    | HE9    | HE10   | HE11   | HE12   | HE13   | HE14   | HE15   | HE16   | HE17   | HE18   | HE19   | HE20   | HE21   | HE22   | HE23   | HE24   | avg all/peak |
|----------------|--------|--------|--------|--------|--------|--------|--------|--------|--------|--------|--------|--------|--------|--------|--------|--------|--------|--------|--------|--------|--------|--------|--------|--------|--------------|
| WESTERN HUB    | 44.98  | 40.87  | 37.33  | 35.83  | 40.29  | 47.00  | 63.22  | 59.53  | 60.99  | 62.44  | 66.59  | 71.76  | 69.05  | 69.69  | 69.98  | 69.08  | 68.18  | 63.37  | 74.09  | 79.93  | 63.60  | 57.34  | 52.63  | 45.21  | 59 / 66      |
| BGE            | 51.251 | 46.068 | 41.493 | 39.307 | 44.291 | 54.646 | 67.498 | 65.58  | 64.863 | 67.825 | 71.815 | 75.613 | 77.401 | 80.837 | 80.514 | 78.647 | 79.118 | 71.795 | 86.099 | 89.635 | 71.44  | 64.916 | 58.186 | 51.983 | 66 / 74      |
| COMED          | 27.837 | 24.158 | 21.118 | 19.142 | 18.695 | 22.571 | 32.948 | 43.494 | 41.391 | 44.122 | 47.934 | 48.677 | 49.026 | 47.565 | 48.444 | 46.103 | 46.022 | 43.799 | 46.424 | 59.922 | 54.133 | 41.942 | 35.583 | 31.63  | 39 / 47      |
| DOM            | 45.86  | 43.603 | 41.287 | 39.172 | 44.227 | 46.946 | 67.21  | 61.423 | 58.204 | 64.538 | 67.546 | 67.218 | 72.465 | 68.516 | 77.528 | 72.688 | 75.018 | 68.987 | 78.13  | 81.366 | 69.506 | 63.418 | 58.217 | 47.549 | 62 / 69      |
| NEW JERSEY HUB | 50.91  | 44.52  | 39.17  | 37.56  | 42.56  | 54.80  | 66.45  | 65.33  | 65.71  | 66.86  | 70.09  | 72.59  | 71.18  | 73.46  | 72.17  | 71.84  | 72.46  | 67.20  | 78.46  | 87.03  | 69.89  | 62.49  | 54.55  | 50.46  | 63 / 70      |
| DA Forecast    | 62.2   | 59.5   | 58.0   | 57.4   | 58.1   | 61.8   | 68.9   | 73.7   | 76.0   | 78.1   | 80.1   | 81.7   | 82.6   | 83.5   | 83.9   | 83.9   | 83.7   | 83.0   | 82.8   | 84.8   | 83.6   | 79.6   | 73.9   | 68.0   | 75 / 81      |



## Preliminary Real-Time Prices with Forecasted and Actual System Load

|                  | HE1    | HE2    | HE3    | HE4    | HE5    | HE6    | HE7    | HE8    | HE9    | HE10   | HE11   | HE12   | HE13   | HE14   | HE15   | HE16   | HE17   | HE18   | HE19   | HE20   | HE21   | HE22   | HE23   | HE24   | avg all/peak |
|------------------|--------|--------|--------|--------|--------|--------|--------|--------|--------|--------|--------|--------|--------|--------|--------|--------|--------|--------|--------|--------|--------|--------|--------|--------|--------------|
| WESTERN HUB      | 43.81  | 49.82  | 45.16  | 39.28  | 43.27  | 51.14  | 60.54  | 49.88  | 41.87  | 47.90  | 67.78  | 74.83  | 53.89  | 68.42  | 61.85  | 46.10  | 48.32  | 54.15  | 84.24  | 57.97  | 49.84  | 43.93  | 36.78  | 41.82  | 53 / 57      |
| BGE              | 48.918 | 58.423 | 51.098 | 44.614 | 49.034 | 41.672 | 62.573 | 70.832 | 67.688 | 63.246 | 136.26 | 102.16 | 61.833 | 80.254 | 89.822 | 61.368 | 61.103 | 67.284 | 121.53 | 77.766 | 52.98  | 48.768 | 38.369 | 47.704 | 67 / 75      |
| COMED            | 30.71  | 25.145 | 30.216 | 25.667 | 28.36  | 30.704 | 36.481 | 39.338 | 37.91  | 47.77  | 80.55  | 39.118 | 40.553 | 56.741 | 39.577 | 37.91  | 34.862 | 39.892 | 46.221 | 50.888 | 48.618 | 39.496 | 35.155 | 26.044 | 39 / 45      |
| DOM              | 50.193 | 62.134 | 53.354 | 46.643 | 51.005 | 38.875 | 60.221 | 65.25  | 44.882 | 55.696 | 125.23 | 42.721 | 50.682 | 68.956 | 70.105 | 58.379 | 64.272 | 68.952 | 66.784 | 65.758 | 52.125 | 48.736 | 37.598 | 49.462 | 58 / 62      |
| NEW JERSEY HUB   | 45.94  | 51.73  | 47.04  | 40.80  | 44.96  | 45.39  | 63.36  | 70.91  | 71.66  | 110.74 | 152.95 | 97.53  | 87.38  | 133.47 | 125.27 | 102.93 | 104.47 | 92.57  | 142.38 | 121.42 | 73.25  | 51.30  | 38.90  | 43.83  | 82 / 99      |
| Percent Forecast | 2.47   | 1.72   | 1.52   | 1.20   | 0.82   | 1.28   | 2.38   | 3.48   | 2.41   | 1.63   | 1.64   | 1.30   | 0.98   | 0.82   | 0.06   | -0.80  | -0.80  | -0.82  | 0.84   | 0.61   | -0.09  | -0.48  | -0.60  | -0.90  |              |
| RTLoad           | 63.777 | 60.585 | 58.943 | 58.069 | 58.588 | 62.553 | 70.616 | 76.404 | 77.878 | 79.423 | 81.466 | 82.796 | 83.461 | 84.161 | 83.982 | 83.246 | 83.025 | 82.37  | 83.465 | 85.289 | 83.534 | 79.214 | 73.457 | 67.391 |              |

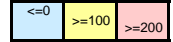




# PJM Daily Report

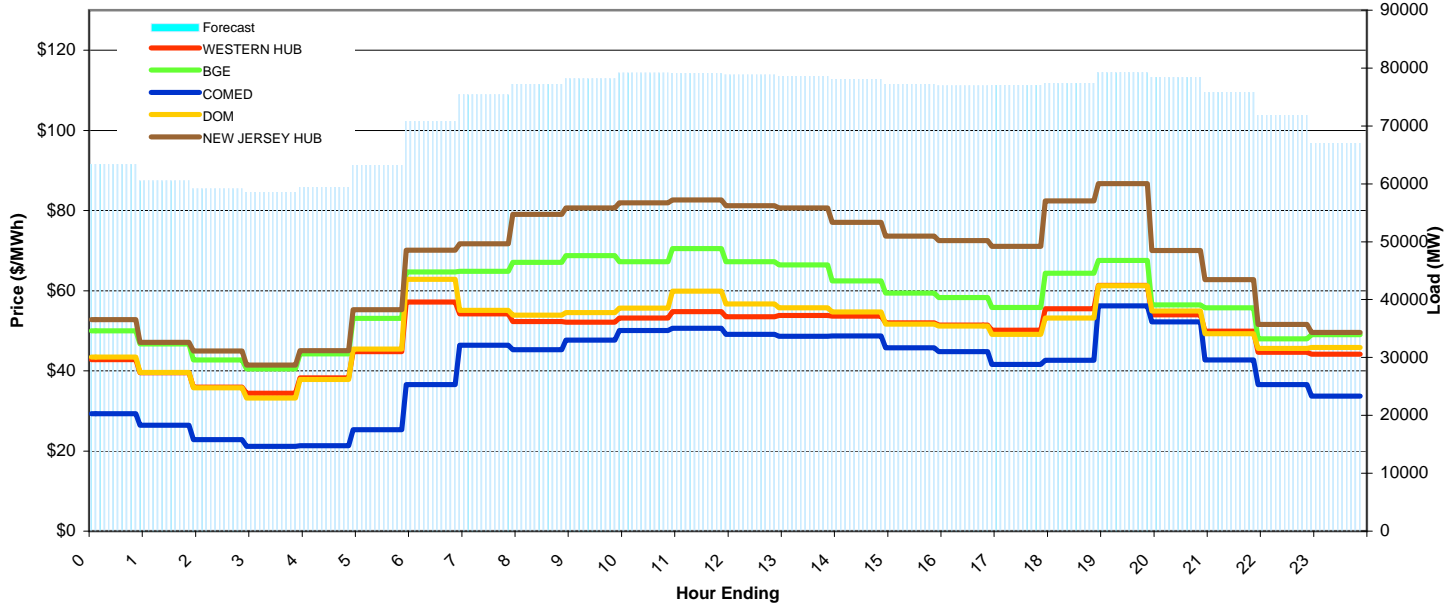
Report for: 10/17/2008

Price Color Codes:



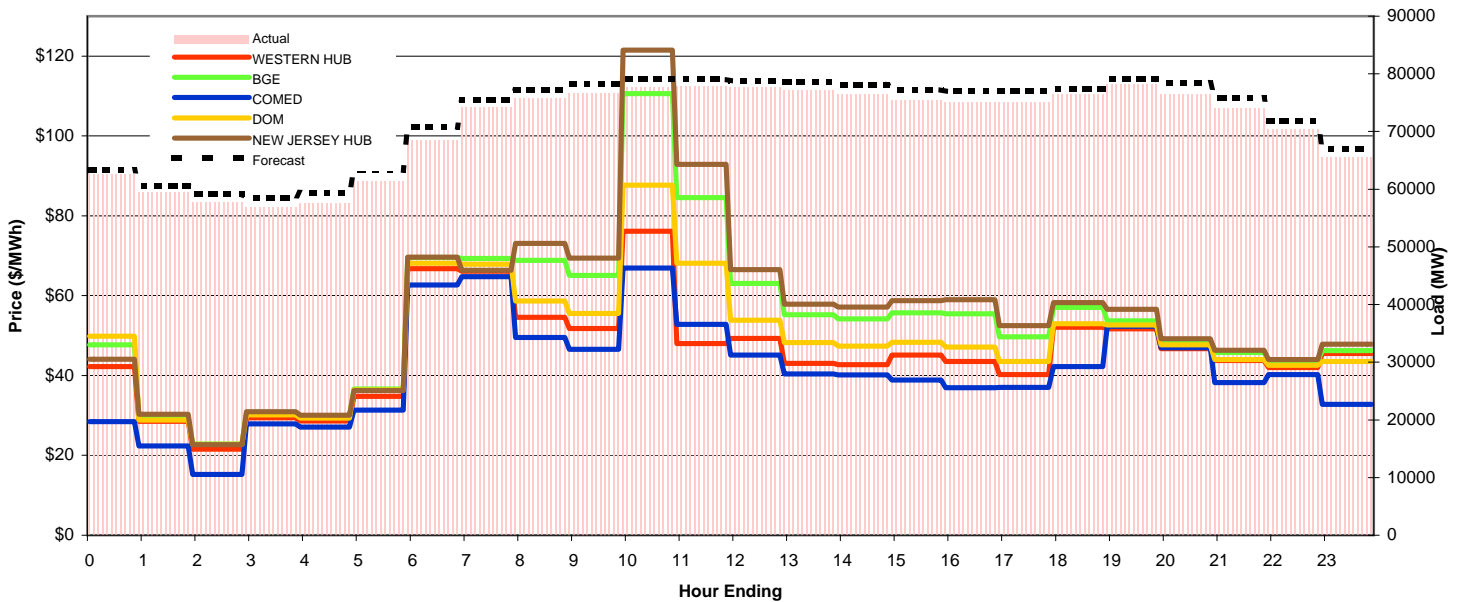
## Day-Ahead Prices and Forecast Load

|                | HE1    | HE2    | HE3    | HE4    | HE5    | HE6    | HE7    | HE8    | HE9    | HE10   | HE11   | HE12   | HE13   | HE14   | HE15   | HE16   | HE17   | HE18   | HE19   | HE20   | HE21   | HE22   | HE23   | HE24   | avg all/peak |
|----------------|--------|--------|--------|--------|--------|--------|--------|--------|--------|--------|--------|--------|--------|--------|--------|--------|--------|--------|--------|--------|--------|--------|--------|--------|--------------|
| WESTERN HUB    | 42.83  | 39.53  | 35.93  | 34.38  | 38.27  | 44.76  | 57.17  | 54.26  | 52.31  | 52.14  | 53.19  | 54.81  | 53.48  | 53.79  | 53.66  | 51.96  | 51.41  | 50.19  | 55.46  | 61.31  | 53.98  | 49.91  | 44.65  | 44.13  | 49 / 53      |
| BGE            | 50.023 | 46.675 | 42.723 | 40.51  | 44.25  | 53.111 | 64.689 | 64.85  | 67.05  | 68.75  | 67.208 | 70.5   | 67.269 | 66.458 | 62.413 | 59.375 | 58.332 | 55.835 | 64.377 | 67.527 | 56.486 | 55.731 | 47.991 | 49.058 | 58 / 63      |
| COMED          | 29.33  | 26.395 | 22.872 | 21.162 | 21.353 | 25.312 | 36.554 | 46.422 | 45.243 | 47.639 | 50.069 | 50.629 | 49.125 | 48.596 | 48.695 | 45.718 | 44.777 | 41.632 | 42.673 | 56.256 | 52.246 | 42.725 | 36.536 | 33.737 | 40 / 47      |
| DOM            | 43.474 | 39.594 | 35.737 | 33.253 | 37.869 | 45.413 | 62.808 | 55.119 | 53.892 | 54.541 | 55.622 | 59.875 | 56.666 | 55.742 | 54.71  | 51.645 | 51.207 | 49.145 | 53.17  | 61.273 | 54.962 | 49.235 | 45.613 | 45.862 | 50 / 54      |
| NEW JERSEY HUB | 52.81  | 47.08  | 44.92  | 41.41  | 45.00  | 55.25  | 70.14  | 71.70  | 79.05  | 80.65  | 81.92  | 82.65  | 81.22  | 80.67  | 77.05  | 73.62  | 72.49  | 71.03  | 82.43  | 86.74  | 70.00  | 62.74  | 51.62  | 49.55  | 67 / 75      |
| DA Forecast    | 63.4   | 60.5   | 59.2   | 58.5   | 59.4   | 63.3   | 70.7   | 75.4   | 77.2   | 78.2   | 79.2   | 79.1   | 78.8   | 78.5   | 78.1   | 77.2   | 77.0   | 77.0   | 77.3   | 79.2   | 78.5   | 75.8   | 71.8   | 67.1   | 73 / 77      |



## Preliminary Real-Time Prices with Forecasted and Actual System Load

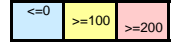
|                  | HE1    | HE2    | HE3    | HE4    | HE5    | HE6    | HE7    | HE8    | HE9    | HE10   | HE11   | HE12   | HE13   | HE14   | HE15   | HE16   | HE17   | HE18   | HE19   | HE20   | HE21   | HE22   | HE23   | HE24   | avg all/peak |
|------------------|--------|--------|--------|--------|--------|--------|--------|--------|--------|--------|--------|--------|--------|--------|--------|--------|--------|--------|--------|--------|--------|--------|--------|--------|--------------|
| WESTERN HUB      | 42.20  | 28.54  | 21.57  | 29.39  | 28.63  | 34.79  | 66.76  | 66.15  | 54.56  | 51.74  | 76.13  | 48.01  | 49.27  | 43.02  | 42.72  | 45.16  | 43.48  | 40.24  | 52.09  | 51.71  | 46.71  | 43.73  | 42.00  | 45.51  | 46 / 50      |
| BGE              | 47.714 | 29.532 | 22.855 | 30.563 | 29.78  | 36.644 | 69.576 | 69.35  | 68.823 | 65.042 | 110.6  | 84.548 | 63.039 | 55.252 | 54.144 | 55.716 | 55.485 | 49.683 | 57.063 | 53.715 | 48.633 | 45.741 | 43.583 | 46.256 | 54 / 61      |
| COMED            | 28.473 | 22.375 | 15.252 | 27.852 | 27.06  | 31.365 | 62.654 | 64.787 | 49.502 | 46.529 | 66.95  | 52.789 | 45.116 | 40.409 | 40.177 | 38.865 | 36.939 | 37.049 | 42.256 | 52.331 | 46.972 | 38.227 | 40.216 | 32.777 | 41 / 46      |
| DOM              | 49.89  | 28.871 | 22.744 | 30.108 | 29.319 | 36.379 | 68.135 | 67.922 | 58.698 | 55.53  | 87.716 | 68.105 | 53.827 | 48.259 | 47.344 | 48.318 | 47.16  | 43.522 | 52.955 | 52.648 | 47.72  | 44.008 | 42.574 | 43.559 | 49 / 54      |
| NEW JERSEY HUB   | 44.10  | 30.27  | 22.70  | 30.94  | 30.09  | 36.22  | 69.63  | 66.32  | 73.08  | 69.44  | 121.51 | 92.90  | 66.53  | 57.89  | 57.17  | 58.78  | 59.01  | 52.47  | 58.23  | 56.59  | 49.23  | 46.30  | 44.01  | 47.85  | 56 / 64      |
| Percent Forecast | -1.40  | -1.68  | -2.39  | -2.88  | -3.07  | -3.15  | -3.33  | -1.75  | -1.99  | -1.92  | -1.87  | -1.54  | -1.55  | -1.68  | -2.18  | -2.39  | -2.59  | -2.70  | -1.15  | -1.28  | -2.56  | -2.37  | -2.04  | -2.36  |              |
| RTLload          | 62.514 | 59.54  | 57.781 | 56.908 | 57.59  | 61.32  | 68.461 | 74.129 | 75.695 | 76.694 | 77.703 | 77.892 | 77.614 | 77.24  | 76.423 | 75.429 | 75.039 | 75.01  | 76.442 | 78.19  | 76.511 | 74.075 | 70.37  | 65.504 |              |



# PJM Daily Report

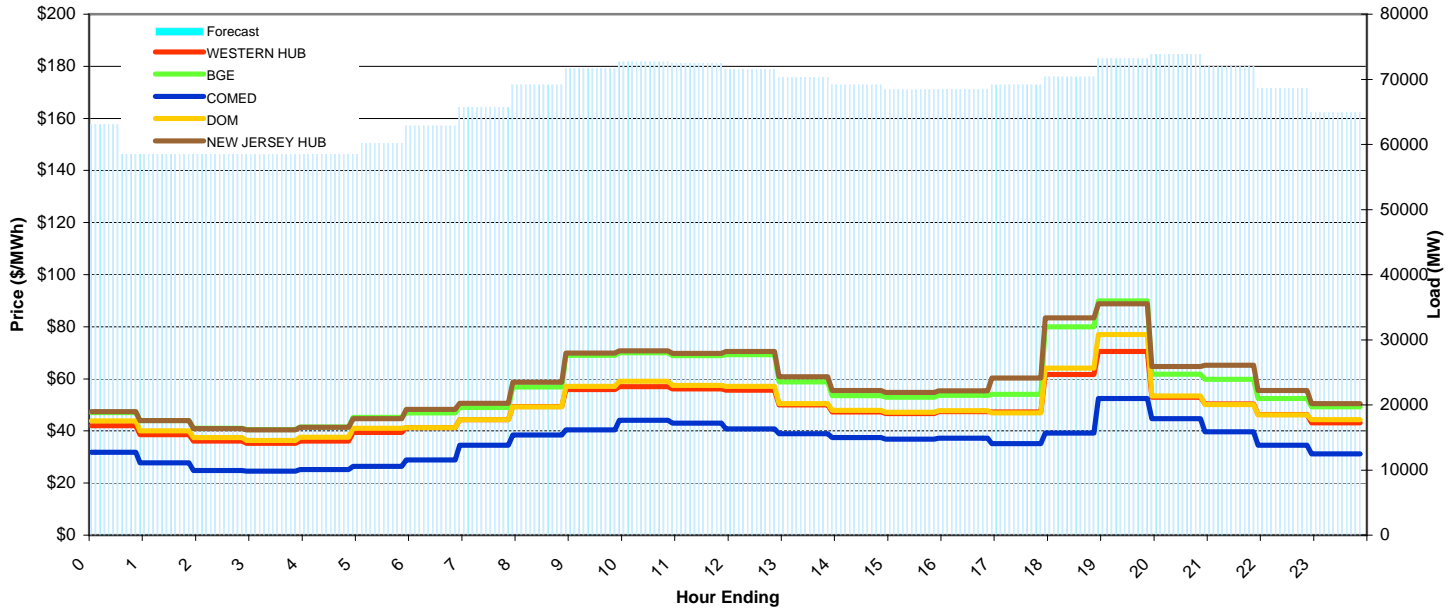
Report for: 10/18/2008

Price Color Codes:



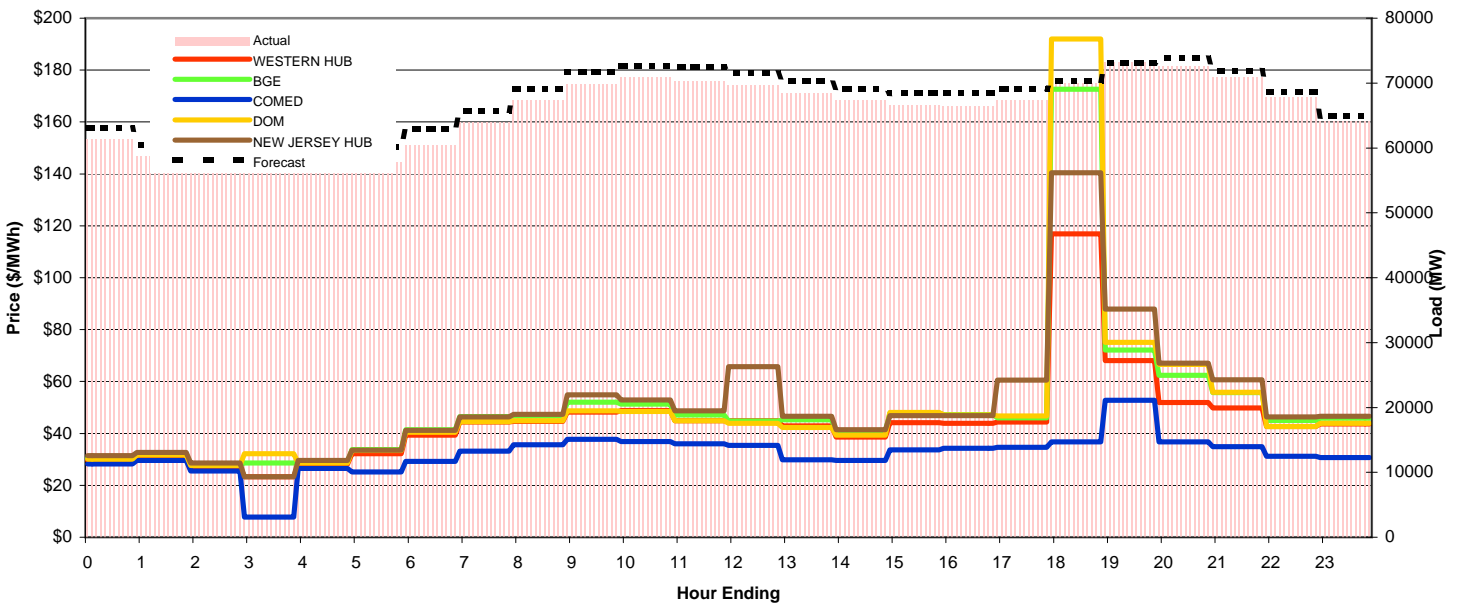
## Day-Ahead Prices and Forecast Load

|                | HE1    | HE2    | HE3    | HE4    | HE5    | HE6    | HE7    | HE8    | HE9    | HE10   | HE11   | HE12   | HE13   | HE14   | HE15   | HE16   | HE17   | HE18   | HE19   | HE20   | HE21   | HE22   | HE23   | HE24   | avg all/peak |
|----------------|--------|--------|--------|--------|--------|--------|--------|--------|--------|--------|--------|--------|--------|--------|--------|--------|--------|--------|--------|--------|--------|--------|--------|--------|--------------|
| WESTERN HUB    | 42.01  | 38.59  | 36.07  | 35.26  | 36.13  | 39.39  | 41.22  | 44.38  | 49.38  | 55.90  | 57.02  | 56.09  | 55.62  | 50.03  | 47.35  | 46.68  | 47.40  | 47.27  | 61.71  | 70.46  | 52.95  | 50.42  | 46.26  | 43.10  | 48 / 52      |
| BGE            | 47.044 | 43.934 | 41.029 | 40.494 | 41.519 | 45.17  | 46.905 | 49.07  | 56.889 | 69.051 | 69.965 | 68.888 | 69.308 | 58.897 | 53.604 | 52.95  | 53.665 | 54.087 | 80     | 89.927 | 61.816 | 59.779 | 52.495 | 49.247 | 56 / 63      |
| COMED          | 31.876 | 27.769 | 24.755 | 24.619 | 25.17  | 26.394 | 28.839 | 34.516 | 38.491 | 40.464 | 44.16  | 42.951 | 40.745 | 38.983 | 37.46  | 36.898 | 37.188 | 35.188 | 39.191 | 52.441 | 44.773 | 39.659 | 34.559 | 31.228 | 36 / 40      |
| DOM            | 43.798 | 40.051 | 37.475 | 36.365 | 37.599 | 41.081 | 41.329 | 44.377 | 49.232 | 57.182 | 59.071 | 57.454 | 57.119 | 50.517 | 47.859 | 47.199 | 47.822 | 46.958 | 64.112 | 77.045 | 53.427 | 50.123 | 46.238 | 44.308 | 49 / 53      |
| NEW JERSEY HUB | 47.48  | 43.92  | 40.97  | 40.45  | 41.35  | 44.74  | 48.23  | 50.63  | 58.77  | 69.87  | 70.72  | 69.84  | 70.48  | 60.78  | 55.47  | 54.82  | 55.42  | 60.30  | 83.40  | 88.87  | 64.73  | 65.24  | 55.54  | 50.52  | 58 / 65      |
| DA Forecast    | 63.0   | 60.4   | 59.0   | 58.4   | 58.7   | 60.2   | 62.9   | 65.8   | 69.2   | 71.6   | 72.7   | 72.4   | 71.5   | 70.3   | 69.1   | 68.4   | 68.5   | 69.1   | 70.4   | 73.1   | 73.8   | 71.9   | 68.7   | 64.9   | 67 / 70      |



## Preliminary Real-Time Prices with Forecasted and Actual System Load

|                  | HE1    | HE2    | HE3    | HE4    | HE5    | HE6    | HE7    | HE8    | HE9    | HE10   | HE11   | HE12   | HE13   | HE14   | HE15   | HE16   | HE17   | HE18   | HE19   | HE20   | HE21   | HE22   | HE23   | HE24   | avg all/peak |
|------------------|--------|--------|--------|--------|--------|--------|--------|--------|--------|--------|--------|--------|--------|--------|--------|--------|--------|--------|--------|--------|--------|--------|--------|--------|--------------|
| WESTERN HUB      | 29.56  | 30.97  | 27.10  | 23.34  | 28.13  | 32.20  | 39.37  | 44.33  | 44.63  | 48.22  | 48.78  | 44.89  | 44.87  | 42.89  | 38.59  | 44.19  | 43.95  | 44.40  | 116.88 | 68.04  | 51.92  | 49.84  | 42.63  | 43.70  | 45 / 51      |
| BGE              | 30.612 | 32.041 | 28.016 | 28.662 | 29.025 | 33.748 | 41.431 | 46.496 | 46.781 | 52.014 | 51.337 | 47.066 | 44.81  | 45.302 | 40.87  | 47.845 | 47.209 | 45.939 | 172.67 | 72.18  | 62.398 | 55.706 | 44.949 | 45.896 | 50 / 58      |
| COMED            | 28.29  | 29.592 | 25.555 | 7.7328 | 26.487 | 25.103 | 29.211 | 33.145 | 35.685 | 37.747 | 36.864 | 35.976 | 35.446 | 29.783 | 29.608 | 33.612 | 34.262 | 34.708 | 36.727 | 52.832 | 36.707 | 34.902 | 31.248 | 30.663 | 32 / 36      |
| DOM              | 30.097 | 31.632 | 27.658 | 32.191 | 28.578 | 33.393 | 40.46  | 44.565 | 44.919 | 48.669 | 48.514 | 44.83  | 43.921 | 42.34  | 39.365 | 48.073 | 47.07  | 46.712 | 192.03 | 75.099 | 66.598 | 55.807 | 42.623 | 43.896 | 50 / 58      |
| NEW JERSEY HUB   | 31.40  | 32.70  | 28.63  | 23.35  | 29.55  | 33.59  | 41.18  | 46.36  | 47.31  | 54.89  | 52.91  | 48.65  | 65.66  | 46.56  | 41.37  | 46.86  | 46.89  | 60.59  | 140.41 | 87.96  | 67.04  | 60.64  | 46.31  | 46.59  | 51 / 60      |
| Percent Forecast | -2.78  | -3.04  | -3.31  | -3.55  | -3.89  | -4.12  | -4.13  | -2.87  | -2.82  | -2.52  | -2.67  | -3.05  | -2.71  | -2.81  | -2.81  | -2.82  | -3.00  | -2.81  | -0.56  | 0.13   | -1.72  | -1.42  | -1.29  | -1.10  |              |
| RTLload          | 61.334 | 58.647 | 57.112 | 56.423 | 56.477 | 57.772 | 60.378 | 63.926 | 67.256 | 69.883 | 70.803 | 70.288 | 69.626 | 68.419 | 67.256 | 66.549 | 66.497 | 67.259 | 69.968 | 73.238 | 72.57  | 70.915 | 67.798 | 64.156 |              |



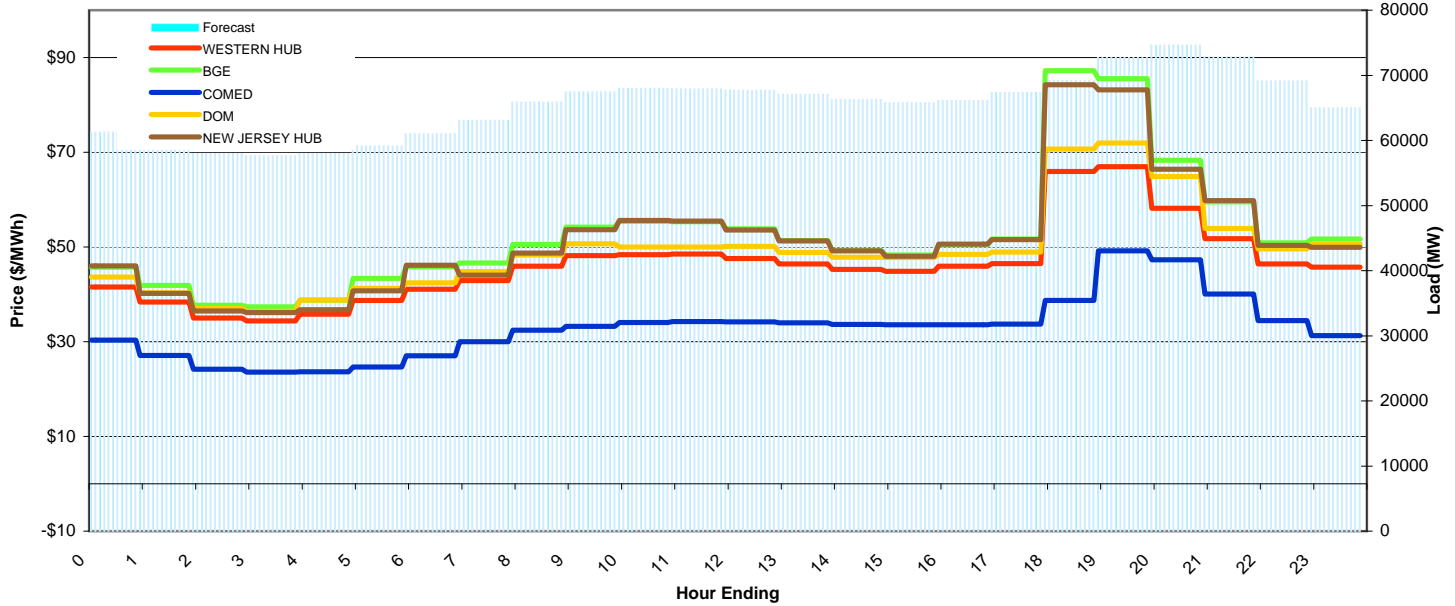
# PJM Daily Report

Report for: 10/19/2008

Price Color Codes: ≤0 ≥100 ≥200

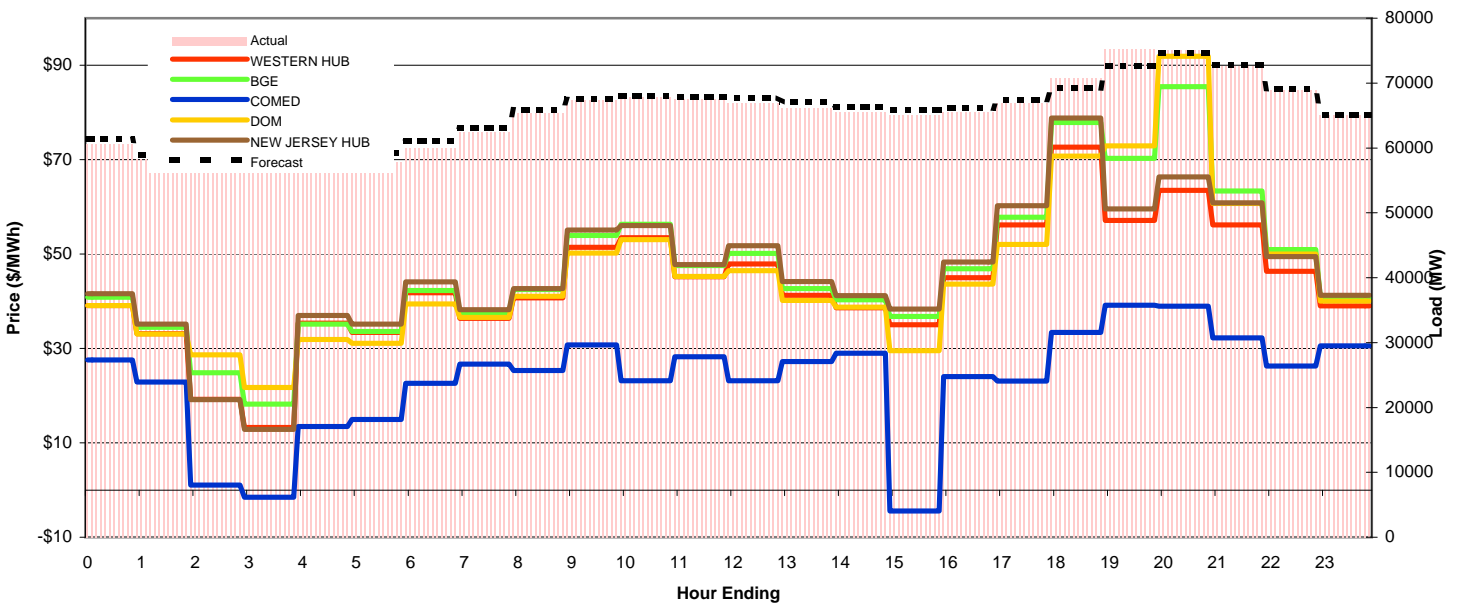
## Day-Ahead Prices and Forecast Load

|                | HE1    | HE2    | HE3    | HE4    | HE5    | HE6    | HE7    | HE8    | HE9    | HE10   | HE11   | HE12   | HE13   | HE14   | HE15   | HE16   | HE17   | HE18   | HE19   | HE20   | HE21   | HE22   | HE23   | HE24   | avg all/peak |
|----------------|--------|--------|--------|--------|--------|--------|--------|--------|--------|--------|--------|--------|--------|--------|--------|--------|--------|--------|--------|--------|--------|--------|--------|--------|--------------|
| WESTERN HUB    | 41.54  | 38.39  | 35.02  | 34.38  | 35.80  | 38.74  | 41.06  | 42.93  | 45.98  | 48.16  | 48.38  | 48.54  | 47.60  | 46.41  | 45.30  | 44.85  | 45.95  | 46.51  | 65.93  | 66.99  | 58.20  | 51.76  | 46.40  | 45.78  | 46 / 50      |
| BGE            | 45.718 | 41.891 | 37.687 | 37.396 | 38.811 | 43.39  | 45.834 | 46.611 | 50.565 | 54.163 | 55.394 | 55.317 | 53.834 | 51.38  | 49.284 | 48.33  | 50.472 | 51.713 | 87.227 | 85.55  | 68.297 | 59.503 | 50.861 | 51.661 | 53 / 57      |
| COMED          | 30.331 | 27.097 | 24.183 | 23.586 | 23.679 | 24.634 | 27.008 | 29.972 | 32.457 | 33.224 | 34.045 | 34.236 | 34.172 | 33.996 | 33.673 | 33.574 | 33.608 | 33.692 | 38.699 | 49.184 | 47.309 | 40.095 | 34.457 | 31.308 | 33 / 36      |
| DOM            | 43.632 | 40.343 | 37.021 | 36.404 | 38.761 | 41.3   | 42.459 | 44.813 | 48.285 | 50.685 | 50.017 | 50.003 | 50.13  | 48.834 | 47.843 | 47.743 | 48.478 | 48.887 | 70.66  | 71.944 | 64.87  | 53.889 | 49.59  | 50.605 | 49 / 53      |
| NEW JERSEY HUB | 46.01  | 40.22  | 36.48  | 36.16  | 36.77  | 40.75  | 46.14  | 44.03  | 48.74  | 53.63  | 55.61  | 55.49  | 53.61  | 51.30  | 49.16  | 48.01  | 50.58  | 51.53  | 84.28  | 83.14  | 66.40  | 59.77  | 50.36  | 49.95  | 52 / 57      |
| DA Forecast    | 61.3   | 59.0   | 58.0   | 57.6   | 58.0   | 59.2   | 61.0   | 63.1   | 65.9   | 67.5   | 68.0   | 67.9   | 67.7   | 67.1   | 66.3   | 65.8   | 66.2   | 67.4   | 69.2   | 72.7   | 74.6   | 72.8   | 69.1   | 65.0   | 65 / 68      |



## Preliminary Real-Time Prices with Forecasted and Actual System Load

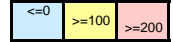
|                  | HE1    | HE2    | HE3    | HE4    | HE5    | HE6    | HE7    | HE8    | HE9    | HE10   | HE11   | HE12   | HE13   | HE14   | HE15   | HE16   | HE17   | HE18   | HE19   | HE20   | HE21   | HE22   | HE23   | HE24   | avg all/peak |
|------------------|--------|--------|--------|--------|--------|--------|--------|--------|--------|--------|--------|--------|--------|--------|--------|--------|--------|--------|--------|--------|--------|--------|--------|--------|--------------|
| WESTERN HUB      | 39.10  | 33.15  | 19.25  | 13.24  | 35.36  | 33.43  | 41.80  | 36.38  | 40.71  | 51.46  | 53.48  | 45.20  | 47.92  | 41.30  | 38.60  | 35.01  | 45.02  | 56.18  | 72.65  | 57.13  | 63.54  | 56.18  | 46.34  | 39.05  | 43 / 49      |
| BGE              | 40.88  | 34.466 | 24.832 | 18.179 | 35.171 | 33.6   | 42.302 | 37.601 | 42.524 | 53.962 | 56.332 | 47.548 | 50.172 | 42.687 | 40.306 | 36.828 | 46.865 | 57.793 | 77.899 | 70.302 | 85.516 | 63.349 | 50.939 | 40.799 | 47 / 54      |
| COMED            | 27.592 | 22.86  | 1.0776 | -1.524 | 13.447 | 14.936 | 22.599 | 26.708 | 25.318 | 30.788 | 23.194 | 28.259 | 23.175 | 27.24  | 28.994 | -4.454 | 24.073 | 23.065 | 33.381 | 39.185 | 38.936 | 32.263 | 26.307 | 30.523 | 23 / 27      |
| DOM              | 39.071 | 33.05  | 28.669 | 21.748 | 31.908 | 31.077 | 39.435 | 36.557 | 41.08  | 50.223 | 53.066 | 45.24  | 46.479 | 40.185 | 38.756 | 29.509 | 43.63  | 52.029 | 70.772 | 72.962 | 91.897 | 60.706 | 49.986 | 40.054 | 45 / 51      |
| NEW JERSEY HUB   | 41.64  | 35.19  | 19.14  | 12.83  | 36.99  | 35.14  | 44.14  | 38.24  | 42.68  | 55.10  | 56.04  | 47.76  | 51.76  | 44.20  | 41.20  | 38.35  | 48.35  | 60.23  | 78.85  | 59.59  | 66.35  | 60.90  | 49.44  | 41.24  | 46 / 52      |
| Percent Forecast | -1.21  | -1.30  | -1.82  | -1.75  | -2.27  | -2.37  | -1.77  | -1.01  | -0.79  | -0.17  | -0.13  | -0.53  | -1.26  | -1.39  | -1.18  | -1.15  | -0.95  | -0.61  | 2.16   | 3.44   | 0.52   | -0.28  | -0.28  | 0.10   |              |
| RTLload          | 60.553 | 58.237 | 56.948 | 56.627 | 56.707 | 57.794 | 59.952 | 62.445 | 65.373 | 67.35  | 67.933 | 67.574 | 66.871 | 66.138 | 65.495 | 65.046 | 65.538 | 66.941 | 70.734 | 75.301 | 75.021 | 72.625 | 68.927 | 65.055 |              |



# PJM Daily Report

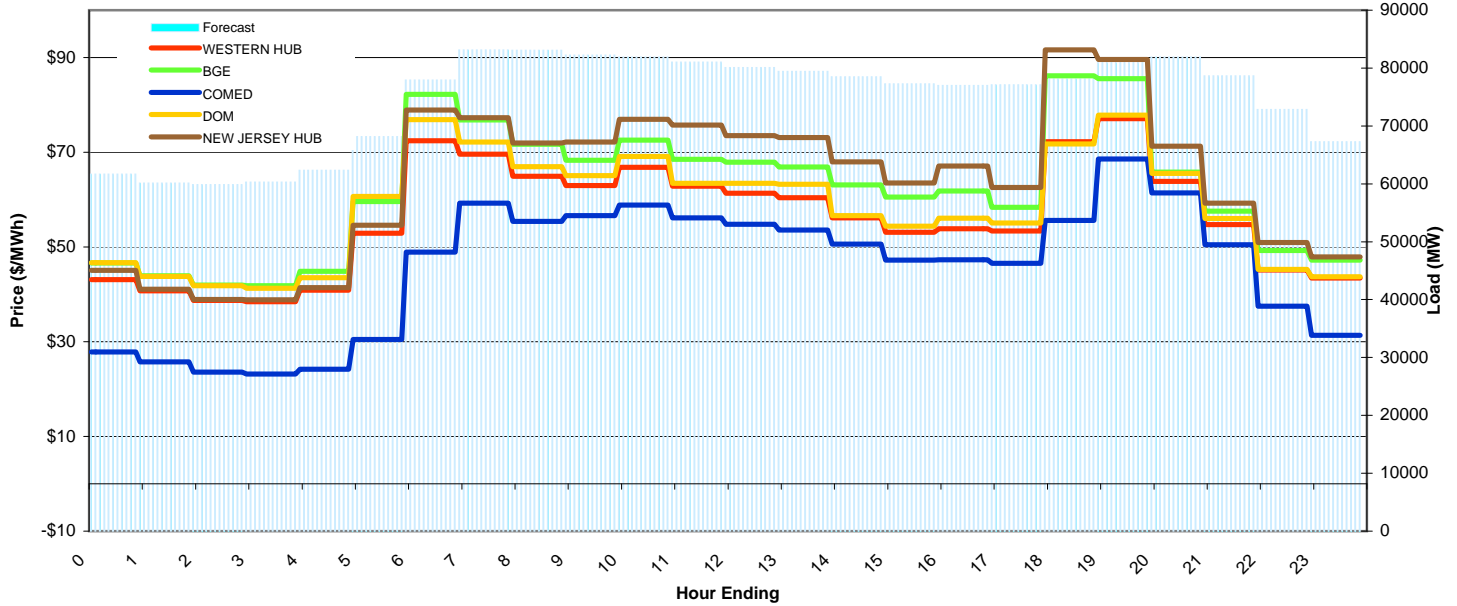
Report for: 10/20/2008

Price Color Codes:



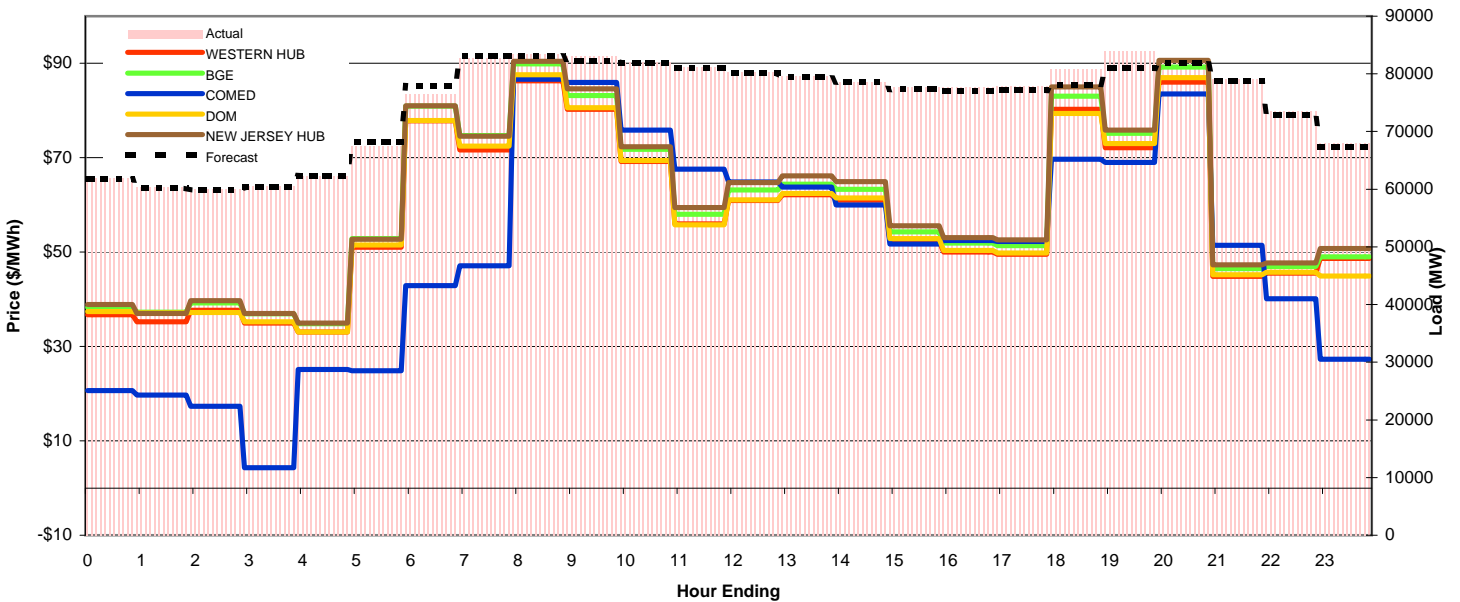
## Day-Ahead Prices and Forecast Load

|                | HE1    | HE2    | HE3    | HE4    | HE5    | HE6    | HE7    | HE8    | HE9    | HE10   | HE11   | HE12   | HE13   | HE14   | HE15   | HE16   | HE17   | HE18   | HE19   | HE20   | HE21   | HE22   | HE23   | HE24   | avg all/peak |
|----------------|--------|--------|--------|--------|--------|--------|--------|--------|--------|--------|--------|--------|--------|--------|--------|--------|--------|--------|--------|--------|--------|--------|--------|--------|--------------|
| WESTERN HUB    | 43.11  | 40.72  | 38.69  | 38.44  | 40.87  | 52.91  | 72.40  | 69.62  | 64.91  | 62.98  | 66.84  | 62.85  | 61.33  | 60.43  | 56.12  | 53.11  | 53.85  | 53.36  | 72.20  | 77.10  | 63.83  | 54.73  | 45.11  | 43.48  | 56 / 61      |
| BGE            | 46.596 | 43.949 | 41.975 | 41.793 | 44.854 | 59.567 | 82.203 | 76.826 | 71.668 | 68.289 | 72.568 | 68.494 | 67.895 | 66.906 | 63.117 | 60.545 | 61.81  | 58.412 | 86.177 | 85.572 | 65.826 | 57.542 | 49.288 | 47.225 | 62 / 68      |
| COMED          | 27.837 | 25.745 | 23.611 | 23.191 | 24.203 | 30.472 | 48.941 | 59.278 | 55.373 | 56.612 | 58.849 | 56.15  | 54.799 | 53.576 | 50.599 | 47.251 | 47.33  | 46.534 | 55.61  | 68.599 | 61.386 | 50.442 | 37.518 | 31.32  | 46 / 54      |
| DOM            | 46.673 | 43.803 | 41.847 | 41.291 | 43.521 | 60.651 | 76.875 | 72.143 | 66.972 | 65.034 | 69.109 | 63.467 | 63.424 | 63.239 | 56.655 | 54.395 | 56.052 | 55.098 | 71.726 | 77.844 | 65.546 | 56.046 | 45.294 | 43.69  | 58 / 63      |
| NEW JERSEY HUB | 45.10  | 41.09  | 38.90  | 38.84  | 41.44  | 54.56  | 78.93  | 77.32  | 71.99  | 72.19  | 76.93  | 75.74  | 73.51  | 73.08  | 67.97  | 63.50  | 67.13  | 62.56  | 91.61  | 89.58  | 71.27  | 59.25  | 50.93  | 47.88  | 64 / 72      |
| DA Forecast    | 61.7   | 60.2   | 59.9   | 60.3   | 62.4   | 68.1   | 77.9   | 83.1   | 83.1   | 82.3   | 81.9   | 81.0   | 80.1   | 79.4   | 78.5   | 77.3   | 77.0   | 77.1   | 78.1   | 81.0   | 81.9   | 78.7   | 72.9   | 67.3   | 75 / 80      |



## Preliminary Real-Time Prices with Forecasted and Actual System Load

|                  | HE1    | HE2    | HE3    | HE4    | HE5    | HE6    | HE7    | HE8    | HE9    | HE10   | HE11   | HE12   | HE13   | HE14   | HE15   | HE16   | HE17   | HE18   | HE19   | HE20   | HE21   | HE22   | HE23   | HE24   | avg all/peak |
|------------------|--------|--------|--------|--------|--------|--------|--------|--------|--------|--------|--------|--------|--------|--------|--------|--------|--------|--------|--------|--------|--------|--------|--------|--------|--------------|
| WESTERN HUB      | 36.73  | 35.24  | 37.68  | 34.93  | 33.10  | 51.01  | 77.79  | 71.62  | 86.28  | 80.23  | 69.22  | 55.96  | 60.95  | 62.16  | 60.97  | 52.34  | 50.02  | 49.52  | 80.27  | 72.15  | 86.01  | 44.85  | 45.53  | 48.65  | 58 / 64      |
| BGE              | 38.309 | 37.279 | 39.266 | 36.919 | 34.855 | 52.862 | 80.975 | 74.691 | 89.906 | 83.181 | 71.79  | 58.005 | 63.185 | 64.416 | 63.303 | 54.317 | 51.921 | 51.394 | 83.064 | 75.17  | 89.237 | 46.525 | 46.961 | 49.034 | 60 / 67      |
| COMED            | 20.637 | 19.683 | 17.298 | 4.2778 | 25.16  | 24.826 | 42.928 | 47.118 | 86.645 | 85.974 | 75.872 | 67.58  | 64.875 | 63.764 | 59.956 | 51.747 | 52.432 | 52.251 | 69.717 | 69.025 | 83.514 | 51.423 | 40.127 | 27.305 | 50 / 64      |
| DOM              | 37.408 | 37.155 | 37.2   | 35.209 | 33.06  | 51.514 | 77.916 | 72.479 | 87.609 | 80.621 | 69.395 | 55.8   | 61.094 | 62.442 | 61.487 | 52.841 | 50.341 | 49.844 | 79.396 | 73.02  | 86.951 | 45.237 | 45.717 | 44.913 | 58 / 65      |
| NEW JERSEY HUB   | 38.90  | 36.98  | 39.74  | 36.97  | 34.94  | 52.73  | 81.02  | 74.55  | 90.43  | 84.58  | 72.33  | 59.46  | 64.76  | 66.14  | 64.92  | 55.60  | 53.05  | 52.57  | 85.01  | 75.83  | 90.64  | 47.31  | 47.69  | 50.73  | 61 / 68      |
| Percent Forecast | 0.32   | 0.39   | 0.42   | 0.35   | -0.04  | -0.90  | -1.78  | -0.57  | 0.48   | 0.86   | 0.22   | 0.22   | 0.19   | 0.16   | 0.08   | 0.56   | 0.80   | 1.01   | 3.37   | 3.66   | 1.04   | 0.68   | 0.98   | 1.24   |              |
| RTLoad           | 61.873 | 60.386 | 60.115 | 60.514 | 62.339 | 67.535 | 76.579 | 82.649 | 83.491 | 82.988 | 82.091 | 81.194 | 80.238 | 79.544 | 78.564 | 77.733 | 77.653 | 77.923 | 80.844 | 84.021 | 82.767 | 79.195 | 73.607 | 68.106 |              |



# PJM Daily Report

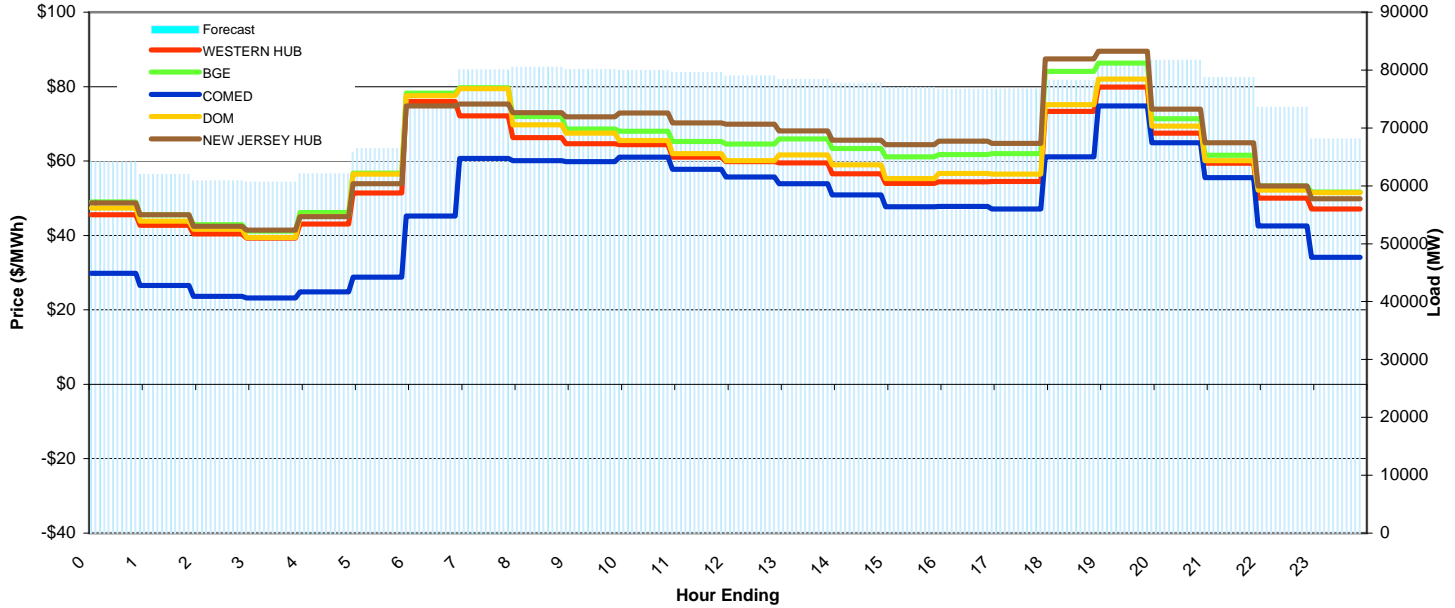
Report for: 10/21/2008

Price Color Codes:

|    |      |      |
|----|------|------|
| ≤0 | ≥100 | ≥200 |
|----|------|------|

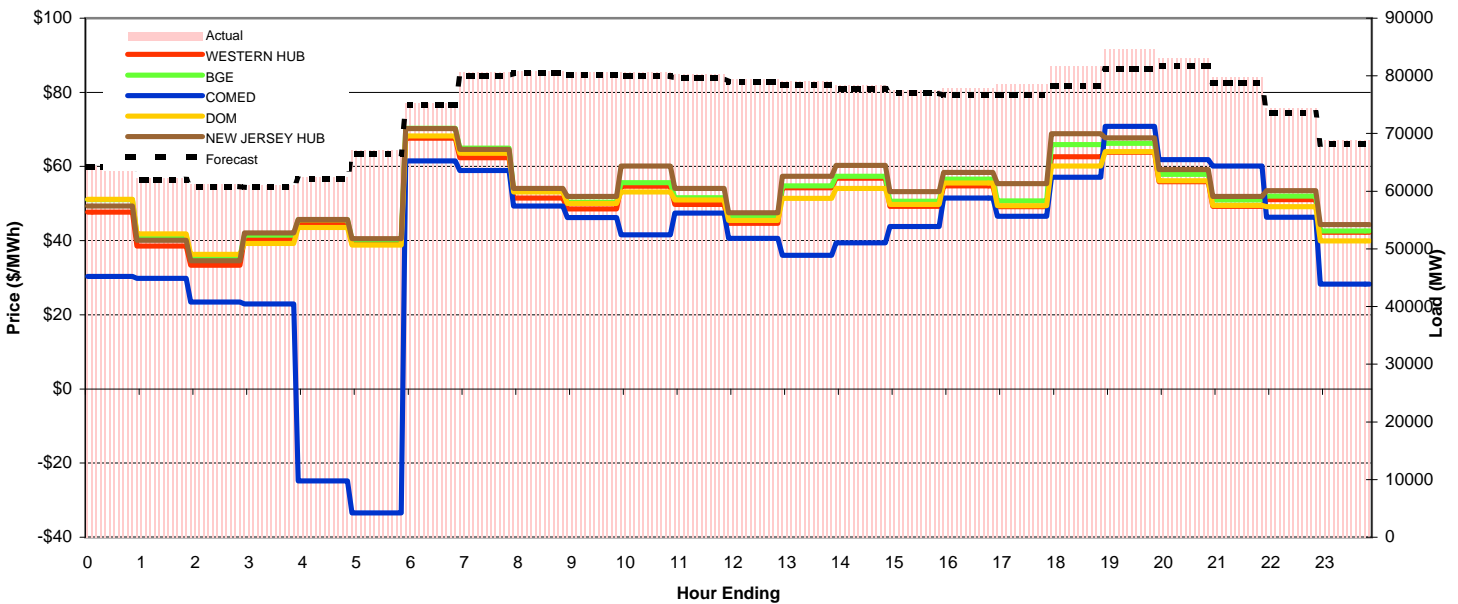
## Day-Ahead Prices and Forecast Load

|                | HE1    | HE2    | HE3    | HE4    | HE5    | HE6    | HE7    | HE8    | HE9    | HE10   | HE11   | HE12   | HE13   | HE14   | HE15   | HE16   | HE17   | HE18   | HE19   | HE20   | HE21   | HE22   | HE23   | HE24   | avg all/peak |
|----------------|--------|--------|--------|--------|--------|--------|--------|--------|--------|--------|--------|--------|--------|--------|--------|--------|--------|--------|--------|--------|--------|--------|--------|--------|--------------|
| WESTERN HUB    | 45.60  | 42.70  | 40.45  | 39.27  | 43.11  | 51.45  | 76.00  | 72.16  | 66.31  | 64.63  | 64.43  | 61.03  | 59.86  | 59.50  | 56.53  | 53.96  | 54.44  | 54.52  | 73.31  | 79.90  | 67.51  | 59.44  | 50.04  | 47.14  | 58 / 62      |
| BGE            | 48.974 | 45.558 | 42.92  | 41.149 | 46.161 | 56.746 | 78.255 | 79.696 | 71.973 | 68.614 | 67.974 | 65.292 | 64.544 | 65.903 | 63.392 | 61.095 | 61.714 | 62.027 | 84.116 | 86.316 | 71.363 | 61.574 | 53.333 | 51.699 | 63 / 68      |
| COMED          | 29.863 | 26.587 | 23.606 | 23.214 | 24.844 | 28.799 | 45.205 | 60.672 | 60.055 | 59.858 | 61.065 | 57.734 | 55.751 | 53.869 | 50.89  | 47.747 | 47.762 | 47.072 | 61.151 | 74.778 | 64.931 | 55.518 | 42.515 | 34.121 | 47 / 56      |
| DOM            | 47.386 | 43.835 | 41.664 | 39.453 | 45.178 | 56.45  | 77.576 | 79.461 | 69.706 | 67.472 | 65.553 | 62.002 | 60.103 | 61.665 | 58.984 | 55.246 | 56.687 | 56.499 | 75.189 | 82.066 | 69.404 | 60.094 | 52.207 | 51.526 | 60 / 65      |
| NEW JERSEY HUB | 48.72  | 45.58  | 42.50  | 41.47  | 45.09  | 53.88  | 74.83  | 75.34  | 73.03  | 71.85  | 72.87  | 70.27  | 69.92  | 68.10  | 65.60  | 64.37  | 65.37  | 64.71  | 87.45  | 89.52  | 73.93  | 64.91  | 53.28  | 49.84  | 64 / 71      |
| DA Forecast    | 64.1   | 62.0   | 60.8   | 60.7   | 62.1   | 66.5   | 74.9   | 80.0   | 80.5   | 80.1   | 80.0   | 79.6   | 79.0   | 78.4   | 77.7   | 77.0   | 76.7   | 76.7   | 78.2   | 81.2   | 81.7   | 78.7   | 73.6   | 68.1   | 74 / 79      |



## Preliminary Real-Time Prices with Forecasted and Actual System Load

|                  | HE1    | HE2    | HE3    | HE4    | HE5    | HE6    | HE7    | HE8    | HE9    | HE10   | HE11   | HE12   | HE13   | HE14   | HE15   | HE16   | HE17   | HE18   | HE19   | HE20   | HE21   | HE22   | HE23   | HE24   | avg all/peak |
|------------------|--------|--------|--------|--------|--------|--------|--------|--------|--------|--------|--------|--------|--------|--------|--------|--------|--------|--------|--------|--------|--------|--------|--------|--------|--------------|
| WESTERN HUB      | 47.65  | 38.53  | 33.38  | 40.49  | 44.44  | 39.26  | 67.59  | 62.36  | 51.47  | 48.54  | 54.71  | 49.74  | 44.69  | 54.27  | 56.82  | 49.26  | 54.81  | 49.13  | 62.65  | 63.85  | 55.86  | 49.22  | 51.05  | 42.25  | 51 / 54      |
| BGE              | 51.095 | 41.181 | 35.595 | 41.488 | 45.663 | 40.19  | 70.279 | 64.919 | 53.49  | 50.368 | 55.637 | 51.572 | 46.213 | 54.765 | 57.404 | 50.595 | 56.613 | 50.691 | 65.902 | 66.236 | 57.892 | 50.933 | 52.008 | 42.632 | 52 / 55      |
| COMED            | 30.357 | 29.849 | 23.449 | 22.922 | -24.77 | -33.42 | 61.49  | 58.951 | 49.309 | 46.206 | 41.583 | 47.46  | 40.595 | 36.013 | 39.386 | 43.782 | 51.482 | 46.615 | 57.082 | 70.816 | 61.867 | 60.144 | 46.351 | 28.289 | 39 / 50      |
| DOM              | 51.13  | 41.823 | 36.275 | 39.255 | 43.519 | 38.845 | 68.244 | 63.588 | 53.121 | 50.054 | 53.164 | 51.004 | 45.459 | 51.374 | 54.089 | 49.772 | 55.534 | 49.454 | 60.119 | 64.042 | 56.194 | 49.483 | 49.181 | 39.942 | 51 / 53      |
| NEW JERSEY HUB   | 49.37  | 40.10  | 34.57  | 42.07  | 45.69  | 40.52  | 70.23  | 64.63  | 54.08  | 51.89  | 60.11  | 54.10  | 47.55  | 57.39  | 60.27  | 53.21  | 58.37  | 55.34  | 68.87  | 67.73  | 59.14  | 51.94  | 53.47  | 44.29  | 54 / 57      |
| Percent Forecast | 0.37   | 0.56   | 0.71   | 0.60   | 0.65   | 1.10   | 0.56   | 0.75   | 0.54   | 0.65   | 0.86   | 0.76   | 0.67   | 0.88   | 0.81   | 0.73   | 1.61   | 2.47   | 4.31   | 3.94   | 1.64   | 1.40   | 1.17   | 1.17   |              |
| RTLoad           | 64.385 | 62.309 | 61.275 | 61.034 | 62.471 | 67.204 | 75.346 | 80.64  | 80.91  | 80.613 | 80.653 | 80.217 | 79.518 | 79.11  | 78.344 | 77.551 | 77.913 | 78.649 | 81.75  | 84.536 | 83.08  | 79.823 | 74.432 | 68.942 |              |



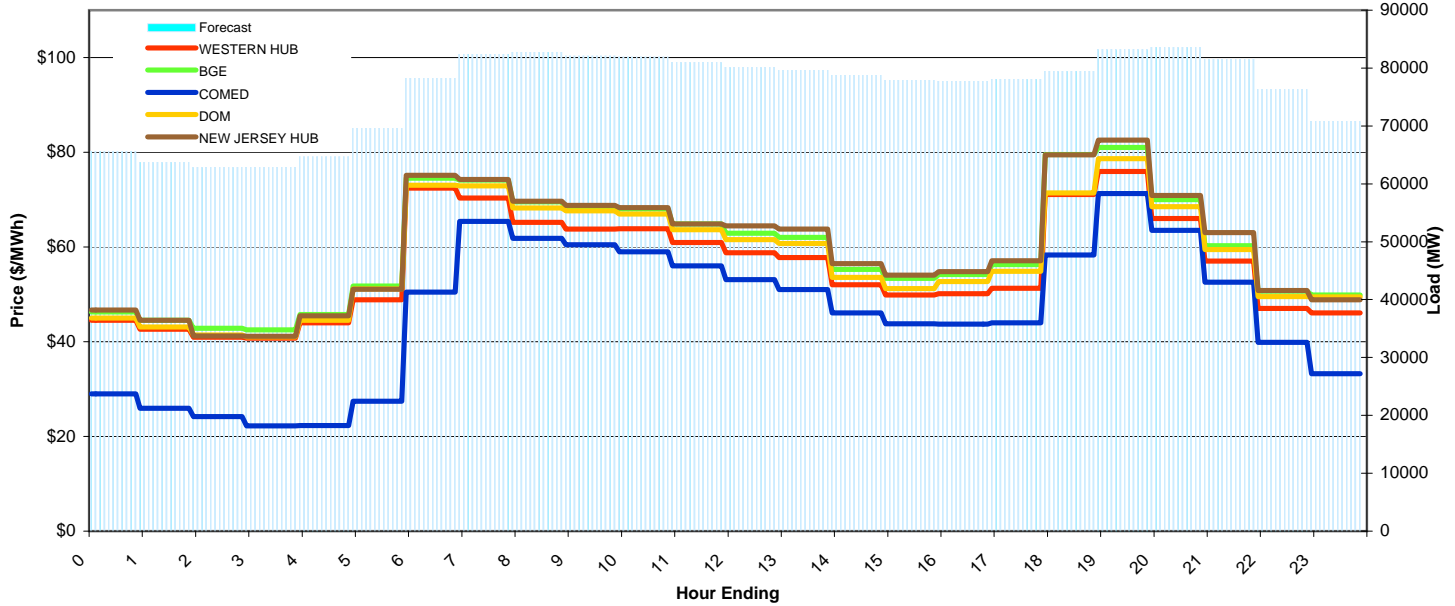
# PJM Daily Report

## Report for: 10/22/2008

Price Color Codes: <=0 >=100 >=200

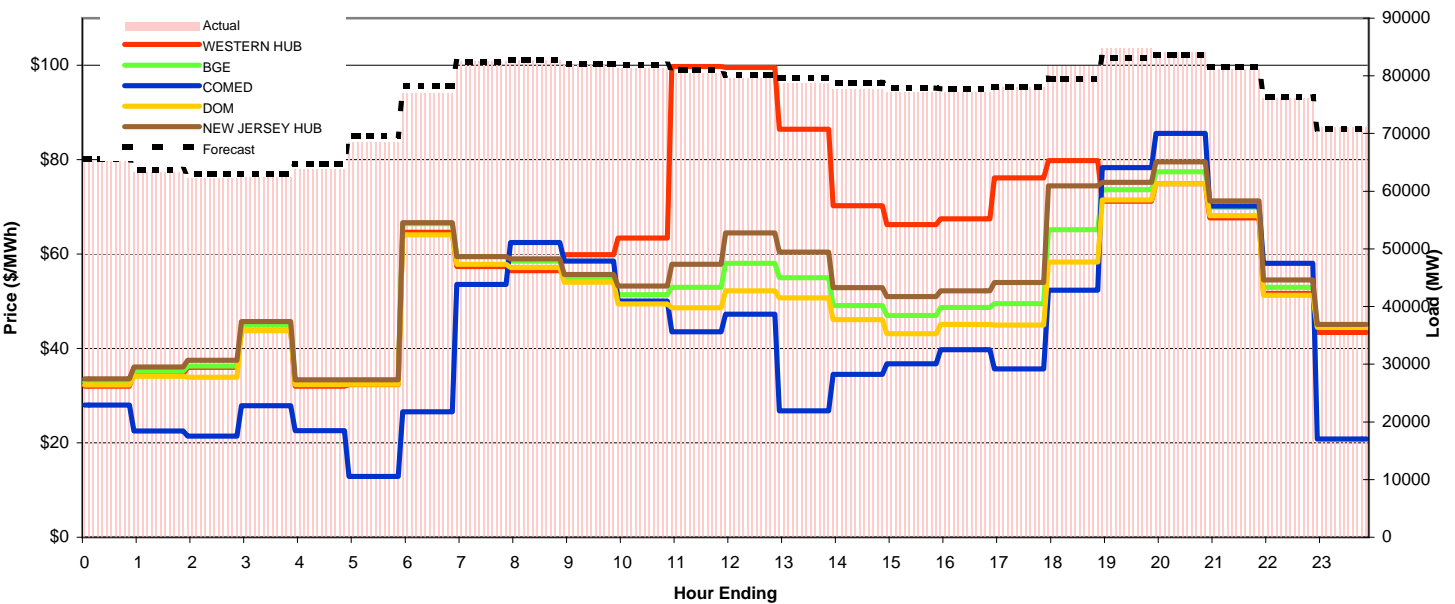
### Day-Ahead Prices and Forecast Load

|                | HE1    | HE2    | HE3    | HE4    | HE5    | HE6    | HE7    | HE8    | HE9    | HE10   | HE11   | HE12   | HE13   | HE14   | HE15   | HE16   | HE17   | HE18   | HE19   | HE20   | HE21   | HE22   | HE23   | HE24   | avg all/peak |
|----------------|--------|--------|--------|--------|--------|--------|--------|--------|--------|--------|--------|--------|--------|--------|--------|--------|--------|--------|--------|--------|--------|--------|--------|--------|--------------|
| WESTERN HUB    | 44.50  | 42.65  | 40.94  | 40.75  | 44.00  | 48.87  | 72.44  | 70.35  | 65.24  | 63.76  | 63.88  | 60.93  | 58.79  | 57.75  | 52.04  | 49.86  | 50.14  | 51.29  | 71.07  | 75.94  | 65.98  | 57.05  | 47.04  | 46.09  | 56 / 60      |
| BGE            | 46.307 | 44.504 | 42.809 | 42.508 | 45.736 | 51.748 | 74.503 | 74.138 | 69.526 | 68.42  | 68.02  | 64.879 | 62.904 | 62.044 | 55.243 | 53.381 | 54.205 | 56.254 | 79.561 | 81.011 | 69.98  | 60.26  | 50.645 | 49.831 | 60 / 64      |
| COMED          | 29.019 | 25.914 | 24.165 | 22.236 | 22.317 | 27.426 | 50.504 | 65.383 | 61.856 | 60.469 | 59.002 | 56.009 | 53.105 | 51.014 | 46.095 | 43.76  | 43.737 | 44.017 | 58.298 | 71.3   | 63.507 | 52.594 | 39.86  | 33.252 | 46 / 54      |
| DOM            | 44.969 | 43.131 | 41.447 | 41.01  | 44.538 | 51.175 | 73.032 | 72.904 | 68.242 | 67.631 | 66.928 | 63.621 | 61.582 | 60.727 | 53.589 | 51.226 | 52.732 | 54.839 | 71.414 | 78.642 | 68.49  | 59.463 | 49.541 | 49.436 | 58 / 63      |
| NEW JERSEY HUB | 46.69  | 44.53  | 41.22  | 41.14  | 45.46  | 51.05  | 75.15  | 74.26  | 69.67  | 68.77  | 68.31  | 64.89  | 64.47  | 63.80  | 56.52  | 54.04  | 54.80  | 57.13  | 79.48  | 82.55  | 70.88  | 63.01  | 50.79  | 48.82  | 60 / 65      |
| DA Forecast    | 65.6   | 63.7   | 62.9   | 62.9   | 64.7   | 69.6   | 78.2   | 82.4   | 82.8   | 82.1   | 81.9   | 81.1   | 80.2   | 79.7   | 78.8   | 77.9   | 77.7   | 78.0   | 79.5   | 83.2   | 83.6   | 81.5   | 76.3   | 70.8   | 76 / 80      |



### Preliminary Real-Time Prices with Forecasted and Actual System Load

|                  | HE1    | HE2    | HE3    | HE4    | HE5    | HE6    | HE7    | HE8    | HE9    | HE10   | HE11   | HE12   | HE13   | HE14   | HE15   | HE16   | HE17   | HE18   | HE19   | HE20   | HE21   | HE22   | HE23   | HE24   | avg all/peak |
|------------------|--------|--------|--------|--------|--------|--------|--------|--------|--------|--------|--------|--------|--------|--------|--------|--------|--------|--------|--------|--------|--------|--------|--------|--------|--------------|
| WESTERN HUB      | 31.98  | 34.55  | 36.04  | 43.80  | 32.03  | 32.34  | 64.63  | 57.40  | 56.51  | 59.92  | 63.39  | 99.77  | 99.52  | 86.45  | 70.29  | 66.28  | 67.45  | 76.19  | 79.85  | 71.21  | 74.96  | 67.69  | 51.68  | 43.41  | 61 / 72      |
| BGE              | 32.883 | 35.225 | 36.261 | 44.944 | 32.983 | 33.212 | 66.479 | 59.453 | 58.496 | 55.036 | 51.395 | 52.962 | 58.04  | 55.03  | 49.12  | 46.967 | 48.709 | 49.519 | 65.168 | 73.668 | 77.416 | 69.926 | 52.993 | 44.867 | 52 / 58      |
| COMED            | 27.995 | 22.483 | 21.4   | 27.864 | 22.579 | 12.904 | 26.599 | 53.555 | 62.45  | 58.544 | 50.074 | 43.557 | 47.274 | 26.784 | 34.493 | 36.778 | 39.745 | 35.673 | 52.34  | 78.341 | 85.554 | 70.214 | 58.038 | 20.803 | 42 / 52      |
| DOM              | 32.308 | 34.08  | 33.907 | 43.836 | 32.357 | 32.424 | 64.11  | 57.825 | 57.168 | 54.039 | 49.415 | 48.641 | 52.253 | 50.72  | 46.09  | 43.106 | 45.129 | 44.937 | 58.318 | 71.5   | 74.94  | 68.19  | 51.245 | 44.471 | 50 / 55      |
| NEW JERSEY HUB   | 33.56  | 36.05  | 37.48  | 45.73  | 33.40  | 33.35  | 66.67  | 59.45  | 59.00  | 55.65  | 53.25  | 57.83  | 64.47  | 60.39  | 52.93  | 51.01  | 52.22  | 53.96  | 74.45  | 75.22  | 79.53  | 71.27  | 54.55  | 45.07  | 54 / 61      |
| Percent Forecast | -0.55  | -0.86  | -1.06  | -0.90  | -1.35  | -1.64  | -1.57  | 0.05   | -0.13  | -0.22  | -0.70  | -0.80  | -0.75  | -1.23  | -1.43  | -1.04  | -0.82  | -0.04  | 2.57   | 1.85   | 0.65   | -0.39  | -0.23  | 0.26   |              |
| RTLoad           | 65.252 | 63.175 | 62.277 | 62.356 | 63.816 | 68.486 | 77.001 | 82.488 | 82.668 | 81.892 | 81.361 | 80.414 | 79.573 | 78.697 | 77.692 | 77.113 | 77.091 | 78.016 | 81.607 | 84.761 | 84.172 | 81.159 | 76.131 | 71.006 |              |



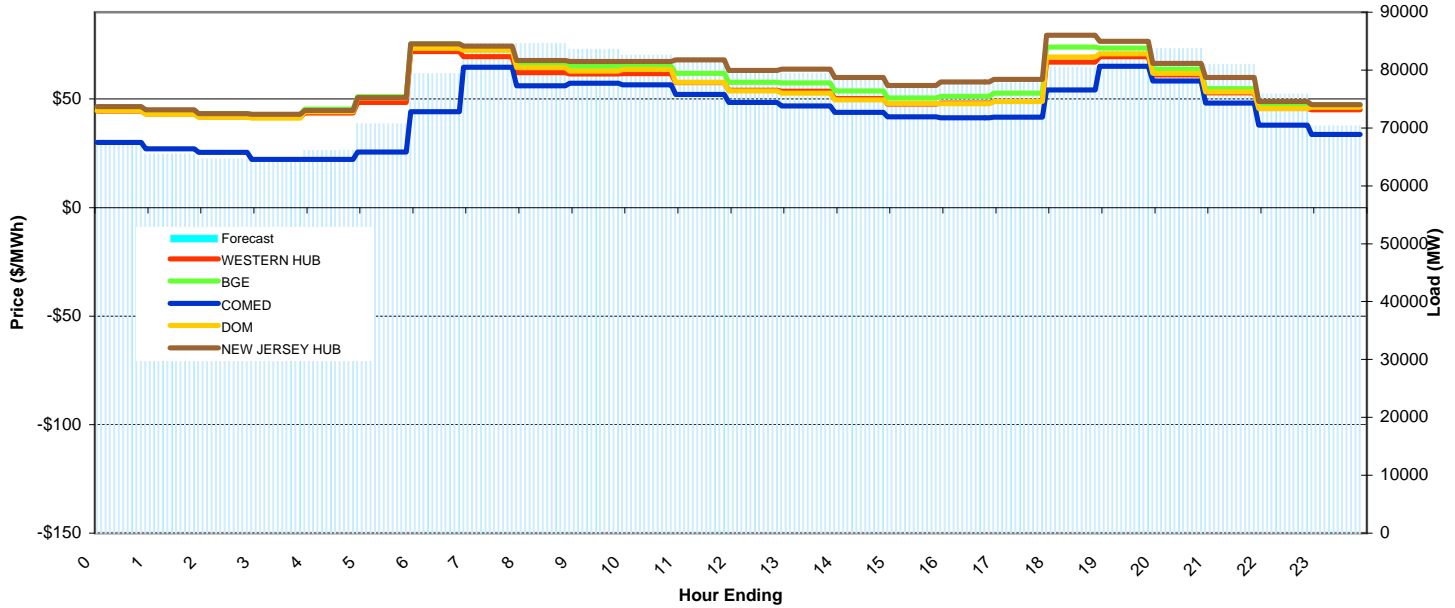
# PJM Daily Report

## Report for: 10/23/2008

Price Color Codes: <=0 >=100 >=200

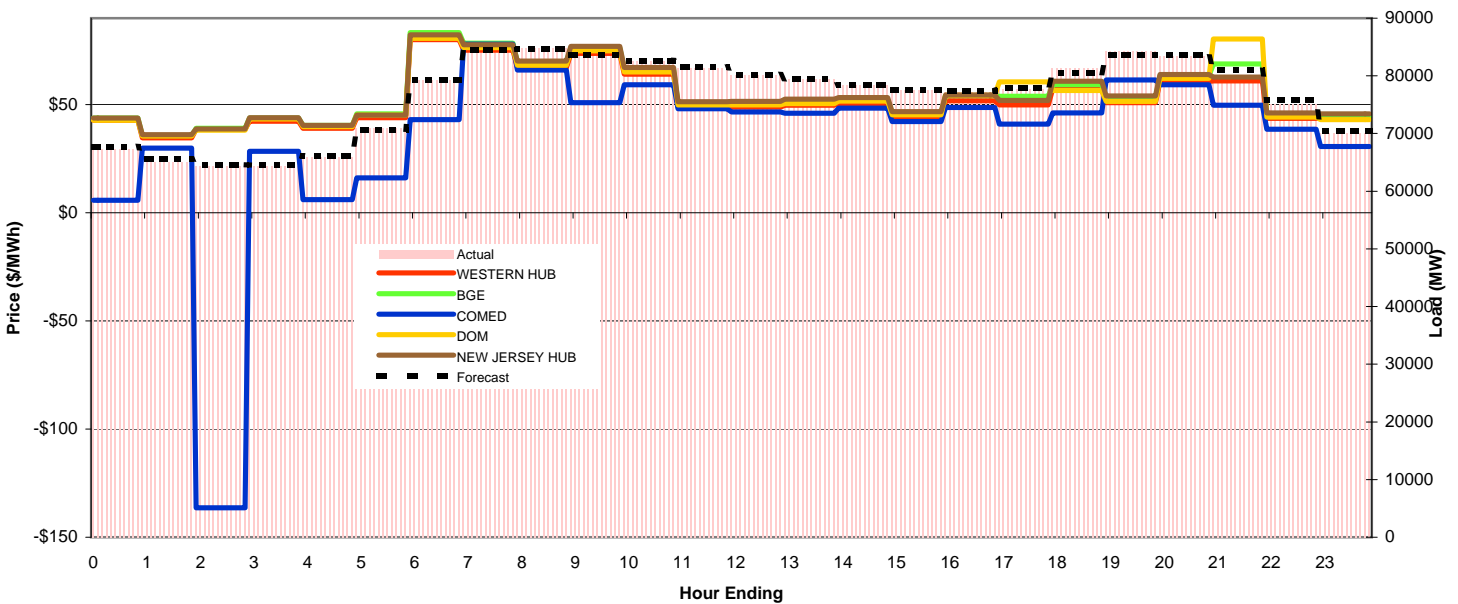
### Day-Ahead Prices and Forecast Load

|                | HE1    | HE2    | HE3    | HE4    | HE5    | HE6    | HE7    | HE8    | HE9    | HE10   | HE11   | HE12   | HE13   | HE14   | HE15   | HE16   | HE17   | HE18   | HE19   | HE20   | HE21   | HE22   | HE23   | HE24   | avg all/peak |
|----------------|--------|--------|--------|--------|--------|--------|--------|--------|--------|--------|--------|--------|--------|--------|--------|--------|--------|--------|--------|--------|--------|--------|--------|--------|--------------|
| WESTERN HUB    | 44.49  | 43.13  | 41.77  | 41.43  | 43.50  | 48.38  | 71.89  | 69.47  | 62.09  | 61.56  | 61.71  | 57.51  | 54.00  | 53.62  | 50.25  | 47.71  | 48.11  | 48.86  | 67.00  | 69.52  | 61.07  | 52.92  | 45.56  | 45.07  | 54 / 57      |
| BGE            | 46.108 | 44.663 | 43.293 | 42.856 | 45.39  | 51.084 | 75.345 | 73.973 | 66.642 | 65.039 | 65.147 | 61.821 | 57.789 | 57.406 | 53.803 | 50.523 | 51.291 | 52.724 | 73.952 | 73.512 | 63.77  | 54.716 | 47.546 | 47.354 | 57 / 61      |
| COMED          | 30.036 | 27.113 | 25.447 | 22.251 | 22.138 | 25.505 | 44.123 | 64.612 | 56.141 | 57.308 | 56.59  | 52.107 | 48.36  | 46.81  | 43.883 | 41.725 | 41.362 | 41.634 | 54.209 | 65.103 | 58.305 | 48.075 | 37.939 | 33.676 | 44 / 51      |
| DOM            | 44.572 | 42.902 | 41.669 | 41.136 | 44.179 | 50.425 | 73.295 | 72.436 | 64.473 | 62.856 | 63.564 | 57.738 | 53.77  | 52.67  | 49.669 | 47.938 | 47.897 | 48.941 | 69.376 | 70.826 | 61.824 | 53.242 | 45.671 | 46.243 | 54 / 58      |
| NEW JERSEY HUB | 46.56  | 45.10  | 43.24  | 43.03  | 44.80  | 50.64  | 75.36  | 74.34  | 67.72  | 67.30  | 67.28  | 68.10  | 63.18  | 63.82  | 59.93  | 56.21  | 57.80  | 59.05  | 79.33  | 76.53  | 66.37  | 59.94  | 48.94  | 47.46  | 60 / 65      |
| DA Forecast    | 67.8   | 65.5   | 64.6   | 64.6   | 66.1   | 70.7   | 79.4   | 84.6   | 84.6   | 83.6   | 82.6   | 81.4   | 80.2   | 79.4   | 78.4   | 77.6   | 77.4   | 77.9   | 80.5   | 83.5   | 83.7   | 81.0   | 75.9   | 70.4   | 77 / 81      |



### Preliminary Real-Time Prices with Forecasted and Actual System Load

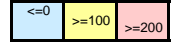
|                  | HE1    | HE2    | HE3    | HE4    | HE5    | HE6    | HE7    | HE8    | HE9    | HE10   | HE11   | HE12   | HE13   | HE14   | HE15   | HE16   | HE17   | HE18   | HE19   | HE20   | HE21   | HE22   | HE23   | HE24   | avg all/peak |
|------------------|--------|--------|--------|--------|--------|--------|--------|--------|--------|--------|--------|--------|--------|--------|--------|--------|--------|--------|--------|--------|--------|--------|--------|--------|--------------|
| WESTERN HUB      | 42.81  | 34.66  | 38.73  | 42.37  | 39.15  | 43.99  | 80.06  | 75.23  | 67.11  | 73.74  | 64.11  | 48.88  | 48.92  | 49.68  | 50.56  | 44.28  | 51.78  | 49.97  | 57.47  | 50.89  | 60.64  | 60.94  | 43.73  | 43.63  | 53 / 56      |
| BGE              | 43.831 | 35.77  | 39.052 | 43.87  | 40.477 | 45.795 | 83.289 | 78.388 | 69.766 | 76.282 | 66.28  | 50.586 | 50.755 | 51.456 | 52.372 | 46.022 | 54.12  | 53.92  | 59.234 | 53.01  | 63.179 | 68.808 | 45.249 | 44.612 | 55 / 59      |
| COMED            | 5.8155 | 29.877 | -136.4 | 28.481 | 6.0679 | 16.132 | 43.096 | 77.941 | 66.02  | 50.924 | 59.286 | 48.113 | 46.598 | 46.128 | 48.483 | 42.204 | 48.757 | 41.061 | 46.156 | 61.446 | 59.278 | 49.742 | 38.698 | 30.72  | 36 / 52      |
| DOM              | 42.858 | 35.568 | 38.148 | 43.354 | 39.81  | 45.143 | 80.717 | 76.395 | 68.244 | 74.848 | 65.206 | 49.908 | 49.923 | 50.438 | 51.651 | 45.242 | 54.402 | 60.487 | 56.569 | 51.53  | 62.196 | 80.395 | 44.263 | 43.053 | 55 / 59      |
| NEW JERSEY HUB   | 43.85  | 36.10  | 38.77  | 43.96  | 40.50  | 45.15  | 82.31  | 77.73  | 70.25  | 76.92  | 67.19  | 51.37  | 51.56  | 52.49  | 53.33  | 46.75  | 54.49  | 51.99  | 60.82  | 54.08  | 64.01  | 62.81  | 46.26  | 45.72  | 55 / 59      |
| Percent Forecast | -0.78  | -0.69  | -0.41  | -0.33  | -0.35  | 0.25   | -0.04  | 0.21   | 0.30   | -0.02  | 0.04   | -0.17  | 0.00   | 0.02   | 0.05   | -0.12  | -0.24  | -0.12  | 1.04   | 0.87   | -0.34  | -1.25  | -1.02  | -0.51  |              |
| RTLoad           | 67.246 | 65.066 | 64.335 | 64.343 | 65.883 | 70.893 | 79.337 | 84.746 | 84.862 | 83.593 | 82.624 | 81.3   | 80.183 | 79.436 | 78.457 | 77.488 | 77.237 | 77.789 | 81.324 | 84.276 | 83.399 | 79.971 | 75.109 | 70.011 |              |



# PJM Daily Report

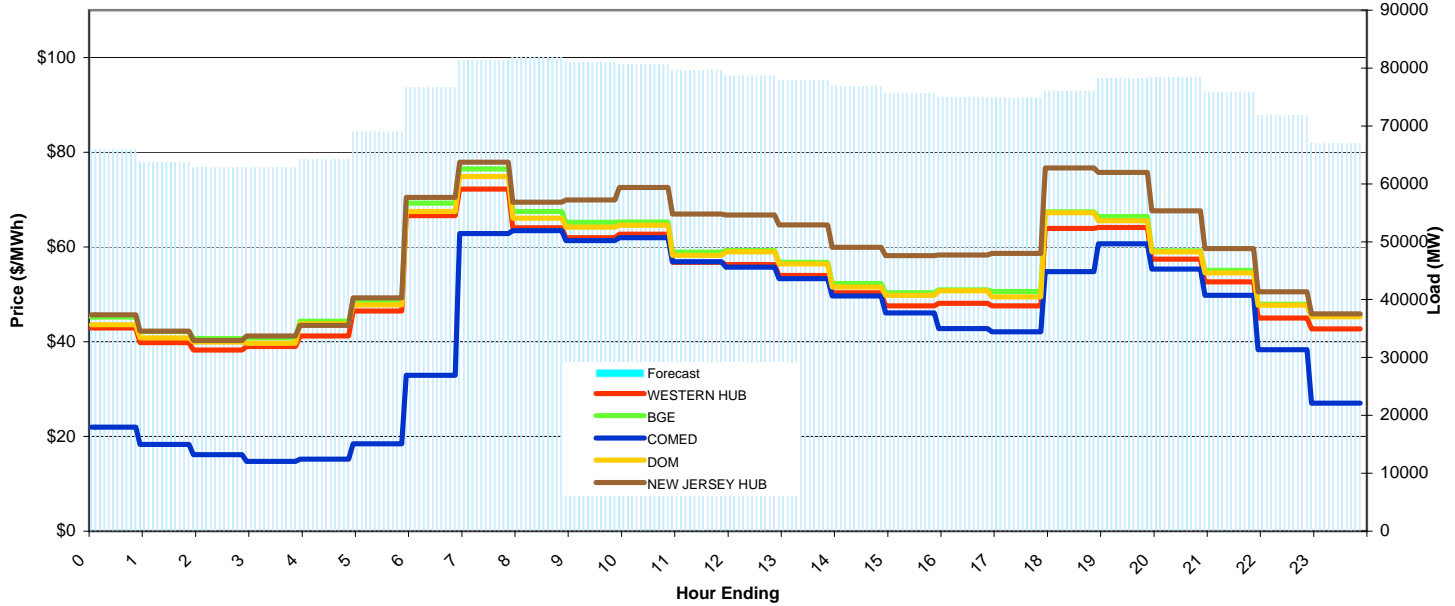
Report for: 10/24/2008

Price Color Codes:



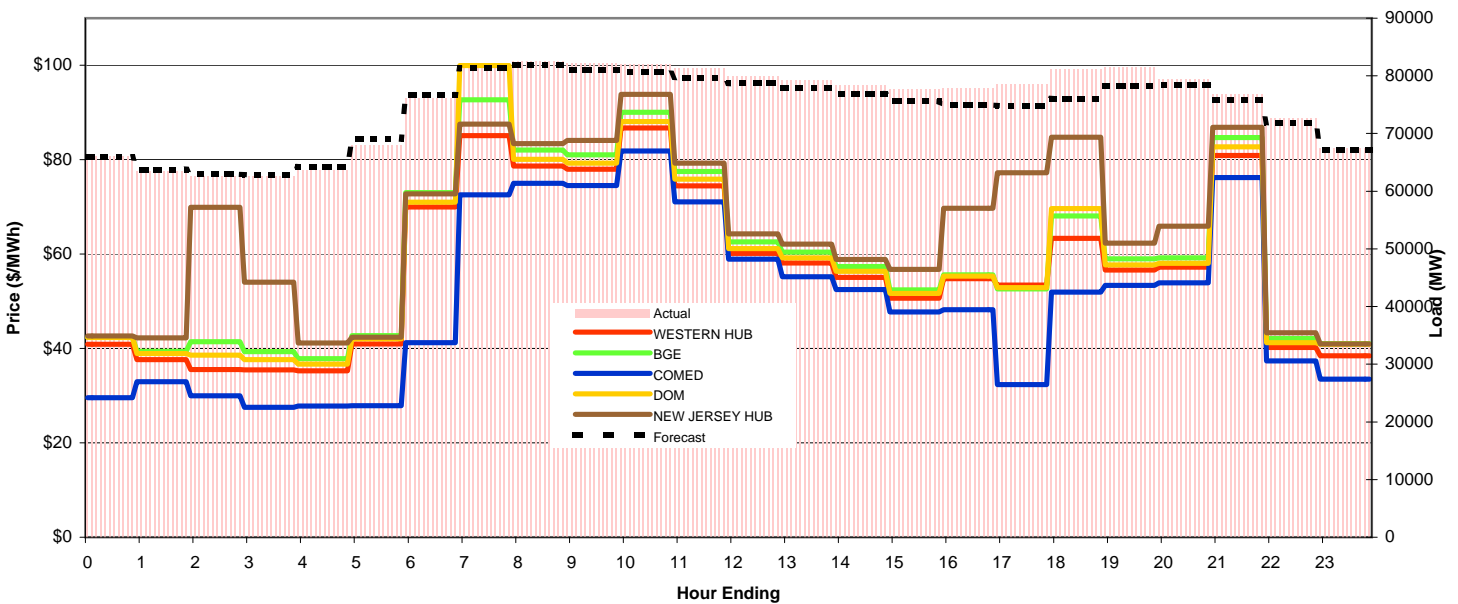
## Day-Ahead Prices and Forecast Load

|                | HE1    | HE2    | HE3    | HE4    | HE5    | HE6    | HE7    | HE8    | HE9    | HE10   | HE11   | HE12   | HE13   | HE14   | HE15   | HE16   | HE17   | HE18   | HE19   | HE20   | HE21   | HE22   | HE23   | HE24   | avg all/peak |
|----------------|--------|--------|--------|--------|--------|--------|--------|--------|--------|--------|--------|--------|--------|--------|--------|--------|--------|--------|--------|--------|--------|--------|--------|--------|--------------|
| WESTERN HUB    | 42.94  | 39.80  | 38.26  | 38.99  | 41.19  | 46.49  | 66.63  | 72.25  | 64.03  | 61.96  | 62.72  | 56.77  | 56.28  | 53.98  | 50.31  | 47.53  | 48.12  | 47.55  | 63.93  | 64.09  | 57.46  | 52.61  | 45.03  | 42.72  | 53 / 57      |
| BGE            | 45.206 | 42.141 | 40.65  | 40.813 | 44.322 | 48.583 | 69.226 | 76.514 | 67.491 | 65.204 | 65.241 | 58.943 | 59.26  | 56.732 | 52.315 | 50.319 | 50.973 | 50.612 | 67.445 | 66.388 | 59.175 | 55.038 | 47.935 | 45.702 | 55 / 59      |
| COMED          | 21.939 | 18.303 | 16.128 | 14.709 | 15.185 | 18.437 | 32.934 | 62.834 | 63.46  | 61.377 | 61.96  | 56.872 | 55.717 | 53.298 | 49.639 | 46.09  | 42.741 | 42.121 | 54.772 | 60.665 | 55.32  | 49.775 | 38.339 | 27.055 | 42 / 53      |
| DOM            | 43.559 | 40.834 | 39.955 | 39.64  | 43.765 | 47.798 | 67.518 | 74.845 | 66.111 | 64.179 | 64.579 | 58.223 | 58.991 | 56.423 | 51.533 | 49.83  | 50.715 | 49.46  | 67.252 | 65.54  | 58.961 | 54.506 | 47.672 | 45.29  | 54 / 59      |
| NEW JERSEY HUB | 45.68  | 42.21  | 40.28  | 41.24  | 43.45  | 49.25  | 70.50  | 77.92  | 69.45  | 69.91  | 72.56  | 66.97  | 66.75  | 64.64  | 59.90  | 58.21  | 58.30  | 58.63  | 76.71  | 75.78  | 67.61  | 59.63  | 50.54  | 45.85  | 60 / 66      |
| DA Forecast    | 65.9   | 63.7   | 62.9   | 62.8   | 64.2   | 69.0   | 76.8   | 81.3   | 81.9   | 81.1   | 80.6   | 79.7   | 78.7   | 77.8   | 76.8   | 75.5   | 75.0   | 74.8   | 76.0   | 78.2   | 78.4   | 75.8   | 71.8   | 67.1   | 74 / 78      |



## Preliminary Real-Time Prices with Forecasted and Actual System Load

|                  | HE1    | HE2    | HE3    | HE4    | HE5    | HE6    | HE7    | HE8    | HE9    | HE10   | HE11   | HE12   | HE13   | HE14   | HE15   | HE16   | HE17   | HE18   | HE19   | HE20   | HE21   | HE22   | HE23   | HE24   | avg all/peak |
|------------------|--------|--------|--------|--------|--------|--------|--------|--------|--------|--------|--------|--------|--------|--------|--------|--------|--------|--------|--------|--------|--------|--------|--------|--------|--------------|
| WESTERN HUB      | 40.87  | 37.64  | 35.57  | 35.48  | 35.27  | 40.97  | 69.97  | 85.14  | 78.85  | 77.96  | 86.73  | 74.47  | 80.17  | 58.14  | 55.08  | 50.84  | 54.81  | 53.44  | 63.33  | 56.61  | 57.23  | 60.92  | 40.21  | 38.48  | 57 / 65      |
| BGE              | 42.387 | 39.392 | 41.422 | 39.304 | 37.824 | 42.734 | 73.037 | 92.705 | 82.092 | 81.02  | 90.084 | 77.518 | 62.595 | 60.459 | 57.405 | 52.431 | 55.61  | 52.618 | 68.121 | 59.02  | 59.226 | 84.73  | 42.143 | 41.017 | 60 / 67      |
| COMED            | 29.594 | 32.93  | 29.957 | 27.535 | 27.837 | 27.871 | 41.214 | 72.546 | 74.974 | 74.562 | 81.861 | 71.084 | 58.915 | 55.198 | 52.522 | 47.765 | 48.207 | 32.37  | 51.938 | 53.386 | 53.89  | 76.223 | 37.391 | 33.482 | 50 / 59      |
| DOM              | 42.321 | 38.899 | 38.609 | 37.661 | 36.676 | 42.069 | 71.007 | 99.95  | 80.059 | 79.283 | 88.119 | 75.918 | 61.184 | 59.22  | 56.341 | 51.683 | 55.362 | 52.911 | 69.638 | 57.705 | 58.018 | 82.752 | 41.208 | 40.864 | 59 / 67      |
| NEW JERSEY HUB   | 42.69  | 42.23  | 69.89  | 54.03  | 41.19  | 42.41  | 72.76  | 87.58  | 83.39  | 84.11  | 93.83  | 79.30  | 64.27  | 62.10  | 58.88  | 56.76  | 69.73  | 77.26  | 84.74  | 62.30  | 65.94  | 86.88  | 43.36  | 40.97  | 65 / 73      |
| Percent Forecast | 0.32   | -0.29  | -0.38  | -0.49  | -0.87  | -1.40  | -0.89  | 0.39   | 0.73   | 1.29   | 1.68   | 1.91   | 1.52   | 1.85   | 1.96   | 2.71   | 3.66   | 4.74   | 6.24   | 3.95   | 1.29   | 1.35   | 1.13   | 0.64   |              |
| RTLoad           | 66.105 | 63.544 | 62.657 | 62.542 | 63.663 | 68.015 | 76.07  | 81.64  | 82.489 | 82.121 | 82.002 | 81.211 | 79.903 | 79.306 | 78.374 | 77.657 | 77.818 | 78.572 | 81.1   | 81.429 | 79.387 | 76.792 | 72.659 | 67.508 |              |

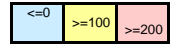




# PJM Daily Report

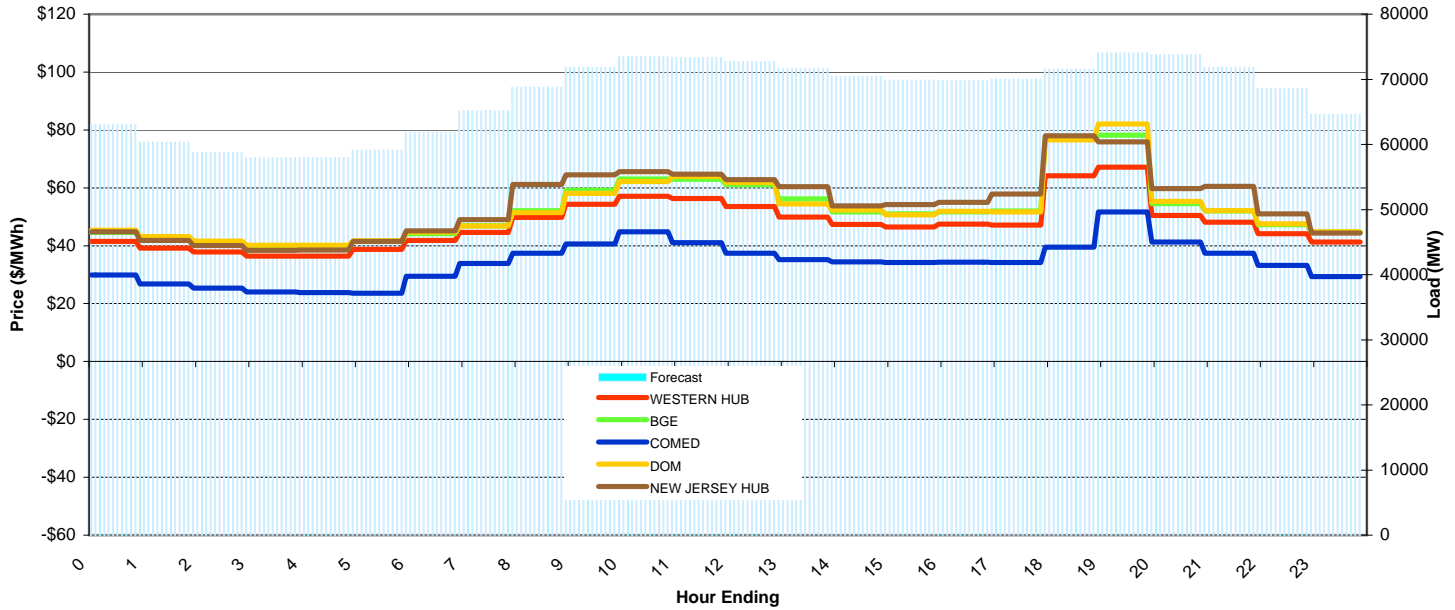
Report for: 10/25/2008

Price Color Codes:



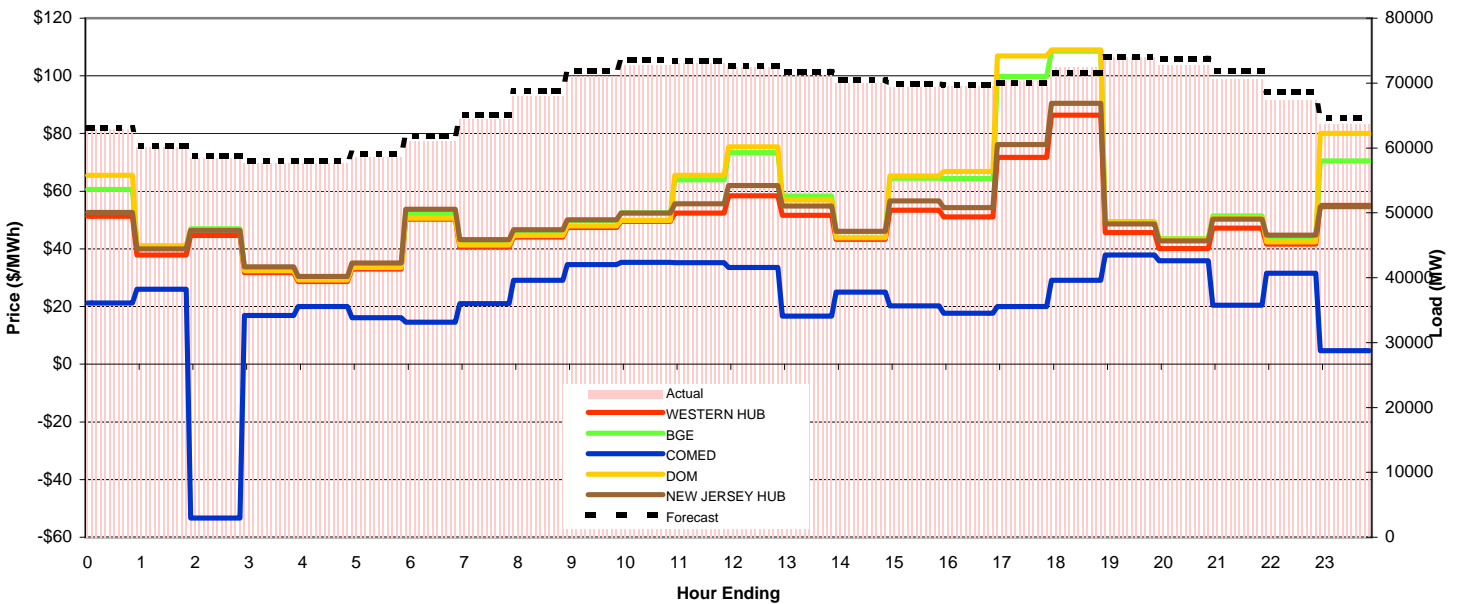
## Day-Ahead Prices and Forecast Load

|                | HE1    | HE2    | HE3    | HE4    | HE5    | HE6    | HE7    | HE8    | HE9    | HE10   | HE11   | HE12   | HE13   | HE14   | HE15   | HE16   | HE17   | HE18   | HE19   | HE20   | HE21   | HE22   | HE23   | HE24   | avg all/peak |
|----------------|--------|--------|--------|--------|--------|--------|--------|--------|--------|--------|--------|--------|--------|--------|--------|--------|--------|--------|--------|--------|--------|--------|--------|--------|--------------|
| WESTERN HUB    | 41.46  | 39.18  | 37.86  | 36.39  | 36.47  | 38.73  | 41.86  | 44.56  | 49.75  | 54.29  | 57.12  | 56.33  | 53.53  | 49.90  | 47.38  | 46.52  | 47.42  | 47.18  | 64.21  | 67.19  | 50.49  | 48.08  | 44.11  | 41.25  | 48 / 52      |
| BGE            | 44.606 | 42.243 | 40.832 | 39.373 | 39.396 | 41.484 | 44.14  | 46.913 | 52.129 | 59.237 | 63.062 | 62.966 | 61.04  | 56.216 | 51.724 | 50.98  | 51.709 | 52.036 | 77.07  | 78.22  | 54.533 | 51.996 | 47.218 | 44.664 | 52 / 57      |
| COMED          | 29.923 | 26.817 | 25.363 | 23.982 | 23.859 | 23.555 | 29.42  | 33.823 | 37.419 | 40.631 | 44.79  | 41.033 | 37.427 | 35.224 | 34.456 | 34.18  | 34.29  | 34.161 | 39.545 | 51.7   | 41.309 | 37.453 | 33.256 | 29.327 | 34 / 38      |
| DOM            | 45.385 | 43.15  | 41.656 | 40.197 | 40.167 | 41.673 | 44.748 | 46.82  | 51.416 | 58.111 | 62.169 | 63.94  | 61.831 | 54.431 | 52.323 | 50.712 | 51.904 | 51.668 | 76.511 | 82.086 | 55.273 | 52.082 | 47.622 | 44.785 | 53 / 57      |
| NEW JERSEY HUB | 44.81  | 41.82  | 40.08  | 38.39  | 38.55  | 41.46  | 45.12  | 49.01  | 61.22  | 64.49  | 65.56  | 64.70  | 62.81  | 60.38  | 53.73  | 54.20  | 54.98  | 57.89  | 77.94  | 75.90  | 59.72  | 60.48  | 51.06  | 44.35  | 55 / 61      |
| DA Forecast    | 63.0   | 60.3   | 58.8   | 58.0   | 58.0   | 59.1   | 61.9   | 65.1   | 68.8   | 71.9   | 73.5   | 73.3   | 72.7   | 71.7   | 70.5   | 69.9   | 69.8   | 70.0   | 71.5   | 74.0   | 73.8   | 71.8   | 68.5   | 64.6   | 68 / 71      |



## Preliminary Real-Time Prices with Forecasted and Actual System Load

|                  | HE1    | HE2    | HE3    | HE4    | HE5    | HE6    | HE7    | HE8    | HE9    | HE10   | HE11   | HE12   | HE13   | HE14   | HE15   | HE16   | HE17   | HE18   | HE19   | HE20   | HE21   | HE22   | HE23   | HE24   | avg all/peak |
|------------------|--------|--------|--------|--------|--------|--------|--------|--------|--------|--------|--------|--------|--------|--------|--------|--------|--------|--------|--------|--------|--------|--------|--------|--------|--------------|
| WESTERN HUB      | 51.34  | 37.85  | 44.70  | 31.79  | 28.62  | 33.00  | 50.31  | 40.70  | 44.13  | 47.42  | 49.52  | 52.44  | 58.39  | 51.67  | 43.35  | 53.44  | 51.10  | 71.77  | 86.40  | 45.68  | 40.14  | 47.24  | 41.65  | 55.08  | 48 / 52      |
| BGE              | 60.651 | 40.673 | 46.976 | 33.007 | 29.81  | 34.357 | 52.331 | 42.444 | 46.284 | 49.876 | 52.479 | 63.963 | 73.35  | 58.291 | 45.944 | 64.506 | 64.455 | 99.755 | 108.52 | 49.384 | 43.589 | 51.464 | 43.708 | 70.546 | 55 / 60      |
| COMED            | 21.276 | 25.959 | -53.34 | 16.862 | 20.003 | 16.144 | 14.624 | 21.038 | 29.158 | 34.531 | 35.297 | 35.222 | 33.555 | 16.631 | 25.031 | 20.281 | 17.666 | 20.024 | 29.165 | 37.829 | 35.925 | 20.423 | 31.602 | 4.7419 | 21 / 28      |
| DOM              | 65.542 | 41.047 | 46.645 | 32.386 | 29.264 | 33.5   | 50.69  | 41.273 | 44.634 | 47.924 | 49.878 | 65.517 | 75.428 | 56.974 | 43.904 | 65.322 | 66.892 | 106.88 | 109.07 | 49.1   | 43.321 | 50.891 | 42.474 | 80.076 | 56 / 60      |
| NEW JERSEY HUB   | 52.65  | 40.03  | 46.47  | 33.74  | 30.40  | 35.14  | 53.77  | 43.19  | 46.64  | 50.07  | 52.46  | 55.68  | 61.95  | 54.88  | 46.08  | 56.63  | 54.30  | 76.17  | 90.48  | 48.61  | 42.80  | 50.28  | 44.71  | 54.58  | 51 / 55      |
| Percent Forecast | -0.18  | -0.31  | -0.43  | -0.59  | -0.66  | -0.94  | -1.24  | -1.14  | -1.23  | -1.06  | -0.82  | -0.25  | -0.47  | -0.72  | -0.70  | -0.75  | -0.36  | 0.31   | 1.16   | -0.06  | -1.39  | -1.66  | -1.83  | -1.55  |              |
| RTLLoad          | 62.932 | 60.136 | 58.513 | 57.617 | 57.591 | 58.57  | 61.094 | 64.41  | 67.945 | 71.11  | 72.87  | 73.137 | 72.381 | 71.181 | 69.99  | 69.36  | 69.515 | 70.247 | 72.384 | 74.004 | 72.765 | 70.661 | 67.305 | 63.658 |              |



# PJM Daily Report

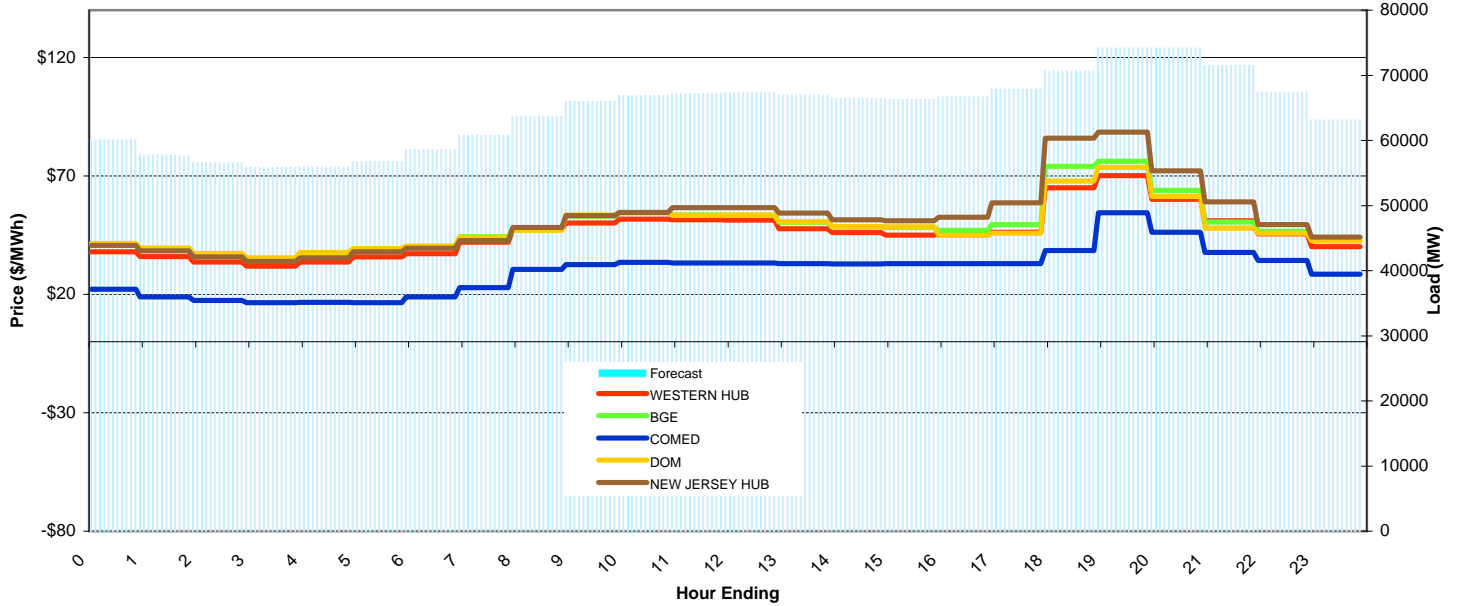
Report for: 10/26/2008

Price Color Codes:

|     |       |       |
|-----|-------|-------|
| <=0 | >=100 | >=200 |
|-----|-------|-------|

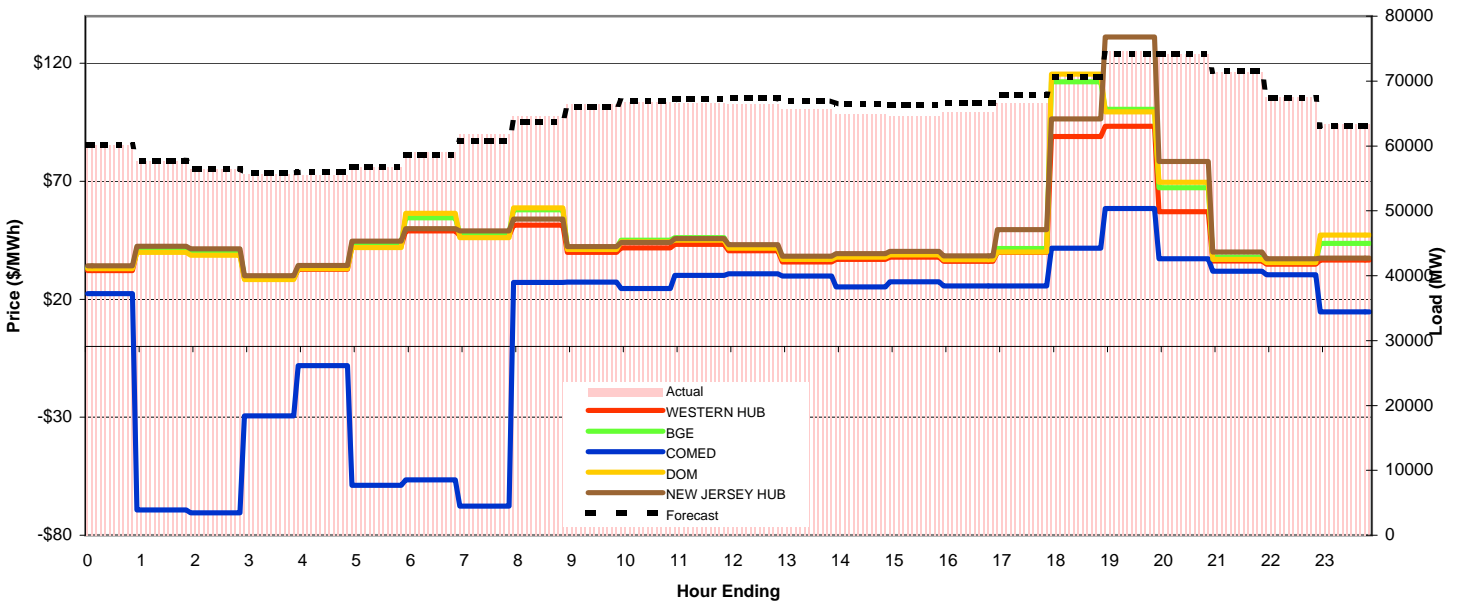
## Day-Ahead Prices and Forecast Load

|                | HE1    | HE2    | HE3    | HE4    | HE5    | HE6    | HE7    | HE8    | HE9    | HE10   | HE11   | HE12   | HE13   | HE14   | HE15   | HE16   | HE17   | HE18   | HE19   | HE20   | HE21   | HE22   | HE23   | HE24   | avg all/peak |
|----------------|--------|--------|--------|--------|--------|--------|--------|--------|--------|--------|--------|--------|--------|--------|--------|--------|--------|--------|--------|--------|--------|--------|--------|--------|--------------|
| WESTERN HUB    | 37.99  | 35.93  | 33.70  | 31.96  | 33.62  | 35.77  | 37.20  | 42.00  | 47.41  | 50.14  | 51.79  | 51.45  | 51.35  | 47.72  | 46.13  | 44.94  | 45.81  | 46.26  | 64.94  | 70.17  | 60.13  | 51.14  | 45.49  | 40.19  | 46 / 51      |
| BGE            | 41.424 | 39.379 | 36.903 | 35.029 | 37.033 | 39.163 | 40.146 | 44.378 | 47.816 | 52.938 | 54.502 | 53.504 | 53.35  | 50.472 | 48.34  | 48.195 | 47.055 | 49.406 | 73.995 | 76.188 | 63.905 | 50.526 | 46.622 | 43.701 | 49 / 54      |
| COMED          | 22.135 | 18.882 | 17.442 | 16.504 | 16.621 | 16.503 | 18.887 | 22.795 | 30.558 | 32.504 | 33.569 | 33.242 | 33.253 | 33.014 | 32.897 | 32.956 | 32.95  | 33.013 | 38.496 | 54.411 | 46.262 | 37.706 | 34.282 | 28.478 | 30 / 35      |
| DOM            | 41.505 | 39.561 | 37.246 | 35.419 | 37.766 | 39.329 | 40.472 | 44     | 46.987 | 53.535 | 54.46  | 53.436 | 53.559 | 50.689 | 48.607 | 48.47  | 44.896 | 45.747 | 67.844 | 73.678 | 61.366 | 47.949 | 45.822 | 42.505 | 48 / 53      |
| NEW JERSEY HUB | 40.68  | 38.41  | 35.75  | 33.94  | 35.39  | 37.94  | 39.44  | 42.64  | 48.23  | 53.28  | 54.58  | 56.65  | 56.63  | 54.31  | 51.49  | 51.10  | 52.54  | 58.72  | 85.96  | 88.46  | 72.20  | 59.08  | 49.46  | 44.17  | 52 / 58      |
| DA Forecast    | 60.1   | 57.7   | 56.5   | 55.9   | 55.9   | 56.7   | 58.6   | 60.8   | 63.7   | 66.0   | 66.9   | 67.2   | 67.3   | 67.0   | 66.5   | 66.3   | 66.7   | 67.8   | 70.6   | 74.2   | 74.2   | 71.5   | 67.4   | 63.1   | 65 / 68      |



## Preliminary Real-Time Prices with Forecasted and Actual System Load

|                  | HE1    | HE2    | HE3    | HE4    | HE5    | HE6    | HE7    | HE8    | HE9    | HE10   | HE11   | HE12   | HE13   | HE14   | HE15   | HE16   | HE17   | HE18   | HE19   | HE20   | HE21   | HE22   | HE23   | HE24   | avg all/peak |
|------------------|--------|--------|--------|--------|--------|--------|--------|--------|--------|--------|--------|--------|--------|--------|--------|--------|--------|--------|--------|--------|--------|--------|--------|--------|--------------|
| WESTERN HUB      | 32.18  | 40.68  | 39.72  | 28.73  | 32.77  | 42.74  | 48.98  | 46.98  | 51.42  | 39.97  | 41.74  | 43.24  | 40.53  | 35.90  | 36.97  | 37.87  | 36.07  | 39.86  | 88.94  | 93.35  | 57.19  | 36.18  | 34.86  | 36.66  | 44 / 48      |
| BGE              | 33.482 | 41.38  | 40.207 | 29.29  | 33.78  | 43.513 | 54.542 | 47.886 | 57.96  | 41.891 | 45.068 | 46.122 | 42.428 | 37.614 | 38.668 | 39.612 | 37.75  | 41.595 | 112.13 | 100.55 | 67.345 | 37.853 | 36.531 | 43.635 | 48 / 52      |
| COMED            | 22.466 | -69.25 | -70.47 | -29.36 | -8.152 | -58.79 | -56.47 | -67.69 | 27.213 | 27.309 | 24.546 | 30.1   | 30.769 | 29.892 | 25.203 | 27.371 | 25.714 | 25.613 | 41.72  | 58.482 | 37.244 | 31.866 | 30.445 | 14.683 | 6 / 25       |
| DOM              | 32.94  | 39.885 | 38.691 | 28.346 | 32.947 | 41.9   | 56.509 | 46.126 | 58.815 | 41.149 | 44.352 | 45.062 | 41.622 | 36.908 | 37.895 | 38.817 | 36.82  | 40.001 | 115.4  | 99.495 | 69.612 | 36.856 | 35.576 | 47.29  | 48 / 52      |
| NEW JERSEY HUB   | 34.21  | 42.52  | 41.42  | 30.06  | 34.38  | 44.65  | 49.97  | 48.98  | 53.99  | 42.34  | 44.05  | 45.79  | 43.17  | 38.25  | 39.33  | 40.26  | 38.39  | 49.49  | 96.48  | 131.18 | 78.42  | 40.07  | 37.24  | 37.40  | 49 / 54      |
| Percent Forecast | 0.00   | -0.06  | -0.22  | -0.26  | -0.63  | -0.03  | 0.78   | 1.72   | 1.50   | 0.77   | -0.12  | -0.83  | -1.32  | -1.89  | -2.46  | -2.51  | -2.31  | -1.91  | 0.53   | 0.56   | -0.06  | -0.14  | 0.22   | 0.32   |              |
| RTLoad           | 60.087 | 57.685 | 56.415 | 55.717 | 55.575 | 56.723 | 59.043 | 61.856 | 64.671 | 66.494 | 66.786 | 66.645 | 66.434 | 65.72  | 64.908 | 64.649 | 65.176 | 66.574 | 71.022 | 74.63  | 74.146 | 71.403 | 67.582 | 63.347 |              |



# PJM Daily Report

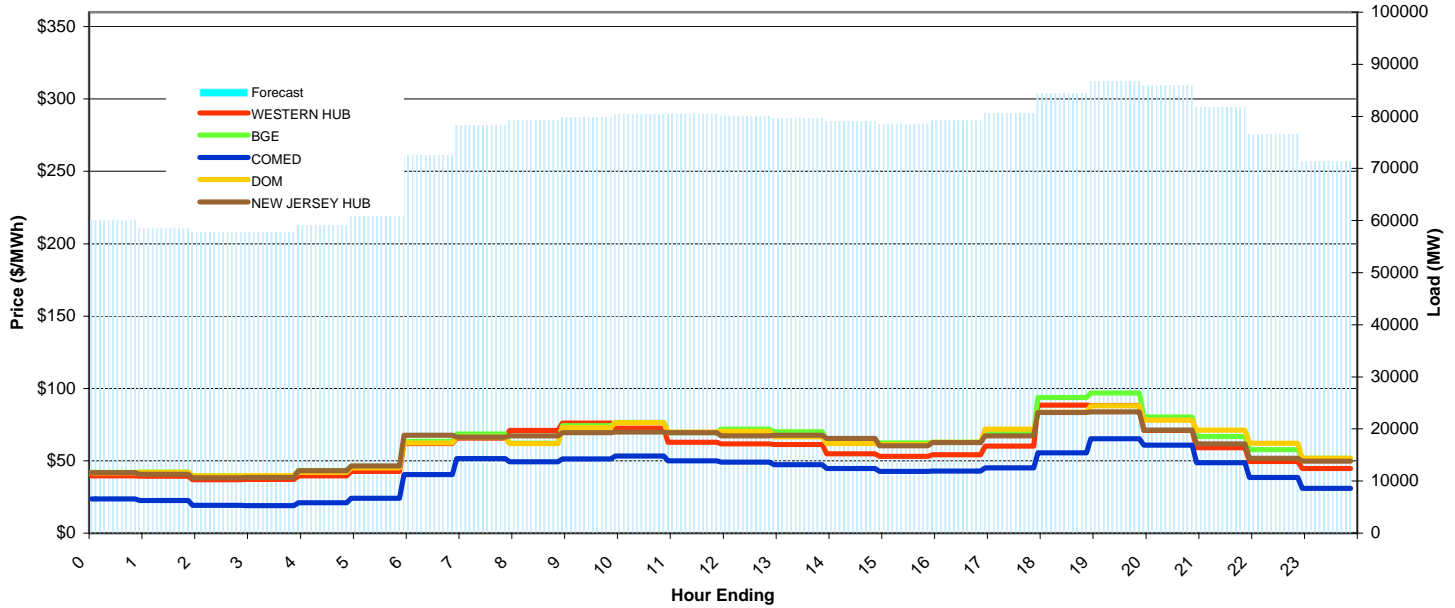
Report for: 10/27/2008

Price Color Codes:

|    |      |      |
|----|------|------|
| ≤0 | ≥100 | ≥200 |
|----|------|------|

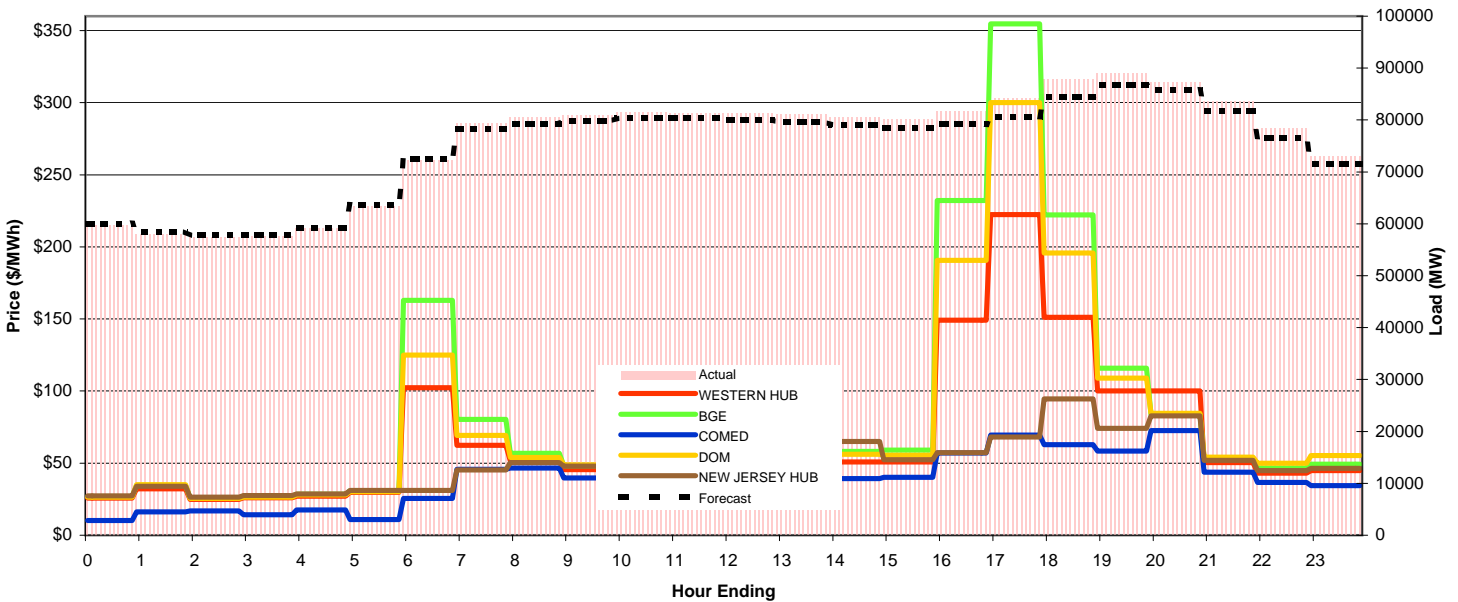
## Day-Ahead Prices and Forecast Load

|                | HE1    | HE2    | HE3    | HE4    | HE5    | HE6    | HE7    | HE8    | HE9    | HE10   | HE11   | HE12   | HE13   | HE14   | HE15   | HE16   | HE17   | HE18   | HE19   | HE20   | HE21   | HE22   | HE23   | HE24   | avg all/peak |
|----------------|--------|--------|--------|--------|--------|--------|--------|--------|--------|--------|--------|--------|--------|--------|--------|--------|--------|--------|--------|--------|--------|--------|--------|--------|--------------|
| WESTERN HUB    | 39.52  | 39.39  | 37.01  | 37.14  | 39.59  | 42.72  | 61.87  | 65.78  | 70.89  | 75.99  | 72.46  | 62.72  | 61.65  | 61.25  | 54.75  | 53.08  | 54.24  | 60.17  | 88.36  | 88.22  | 70.94  | 59.06  | 49.57  | 44.59  | 58 / 66      |
| BGE            | 42.083 | 42.126 | 39.573 | 39.779 | 43.431 | 46.218 | 63.387 | 68.482 | 62.049 | 74.27  | 76.403 | 69.518 | 71.94  | 70.041 | 63.712 | 62.277 | 62.757 | 69.515 | 93.737 | 96.775 | 80.349 | 66.86  | 57.702 | 51.677 | 63 / 72      |
| COMED          | 23.742 | 22.601 | 19.244 | 19.042 | 20.927 | 24.093 | 40.515 | 51.588 | 49.246 | 51.294 | 53.212 | 50.009 | 49.127 | 47.251 | 44.723 | 42.571 | 42.964 | 45.206 | 55.42  | 65.123 | 60.826 | 48.755 | 38.551 | 30.885 | 42 / 50      |
| DOM            | 41.464 | 42.007 | 39.568 | 39.726 | 42.032 | 45.041 | 62.249 | 66.3   | 61.995 | 72.911 | 76.317 | 69.835 | 70.313 | 66.562 | 61.937 | 61.215 | 62.798 | 71.807 | 83.618 | 87.962 | 78.169 | 71.183 | 62.077 | 51.83  | 62 / 70      |
| NEW JERSEY HUB | 41.87  | 40.62  | 38.34  | 38.55  | 43.18  | 46.54  | 67.58  | 66.24  | 67.22  | 69.43  | 69.97  | 69.53  | 67.21  | 67.60  | 65.55  | 60.26  | 62.55  | 67.12  | 83.42  | 83.88  | 71.23  | 61.73  | 51.73  | 49.70  | 60 / 68      |
| DA Forecast    | 60.0   | 58.4   | 57.7   | 57.8   | 59.2   | 63.7   | 72.5   | 78.3   | 79.3   | 79.9   | 80.4   | 80.5   | 80.0   | 79.6   | 79.1   | 78.5   | 79.2   | 80.6   | 84.4   | 86.7   | 85.8   | 81.8   | 76.6   | 71.5   | 75 / 81      |



## Preliminary Real-Time Prices with Forecasted and Actual System Load

|                  | HE1    | HE2    | HE3    | HE4    | HE5    | HE6    | HE7    | HE8    | HE9    | HE10   | HE11   | HE12   | HE13   | HE14   | HE15   | HE16   | HE17   | HE18   | HE19   | HE20   | HE21   | HE22   | HE23   | HE24   | avg all/peak |
|------------------|--------|--------|--------|--------|--------|--------|--------|--------|--------|--------|--------|--------|--------|--------|--------|--------|--------|--------|--------|--------|--------|--------|--------|--------|--------------|
| WESTERN HUB      | 25.78  | 32.28  | 24.90  | 25.99  | 27.10  | 29.69  | 102.34 | 62.48  | 51.49  | 45.49  | 52.50  | 49.71  | 53.58  | 52.27  | 50.76  | 50.74  | 149.24 | 222.31 | 151.13 | 100.21 | 100.20 | 50.42  | 43.00  | 44.82  | 67 / 80      |
| BGE              | 26.87  | 34.673 | 25.907 | 27.006 | 28.306 | 30.8   | 163.01 | 80.366 | 56.762 | 48.274 | 54.537 | 52.036 | 61.025 | 58.304 | 58.084 | 59.121 | 232.1  | 354.64 | 222.22 | 115.92 | 83.879 | 52.708 | 46.501 | 49.288 | 84 / 102     |
| COMED            | 10.158 | 16.248 | 16.936 | 14.297 | 17.437 | 10.778 | 25.543 | 45.7   | 46.566 | 39.838 | 42.754 | 43.519 | 43.452 | 43.127 | 39.312 | 40.14  | 56.965 | 69.461 | 62.706 | 58.353 | 72.644 | 43.63  | 36.657 | 34.317 | 39 / 49      |
| DOM              | 26.446 | 35.141 | 25.448 | 26.502 | 27.984 | 30.155 | 124.89 | 69.28  | 53.982 | 48.828 | 55.871 | 52.652 | 59.137 | 57.277 | 56.206 | 55.507 | 190.65 | 300.18 | 195.65 | 109.02 | 84.512 | 54.052 | 49.851 | 55.327 | 77 / 93      |
| NEW JERSEY HUB   | 27.26  | 33.88  | 26.39  | 27.47  | 28.60  | 31.12  | 31.16  | 45.20  | 50.43  | 48.00  | 53.33  | 50.99  | 52.70  | 58.97  | 65.09  | 52.39  | 57.26  | 68.05  | 94.52  | 74.07  | 82.80  | 51.86  | 44.85  | 46.47  | 50 / 59      |
| Percent Forecast | -0.35  | -0.70  | -0.53  | -0.41  | -0.16  | -0.47  | -0.37  | 1.31   | 1.58   | 1.29   | 1.47   | 1.13   | 1.58   | 1.79   | 1.75   | 2.01   | 3.08   | 4.30   | 3.98   | 2.55   | 1.51   | 2.25   | 2.35   | 2.07   |              |
| RTLoad           | 59.813 | 58.03  | 57.436 | 57.539 | 59.079 | 63.363 | 72.23  | 79.365 | 80.56  | 80.924 | 81.56  | 81.385 | 81.3   | 81.018 | 80.477 | 80.128 | 81.693 | 84.194 | 87.897 | 88.974 | 87.159 | 83.66  | 78.411 | 72.972 |              |



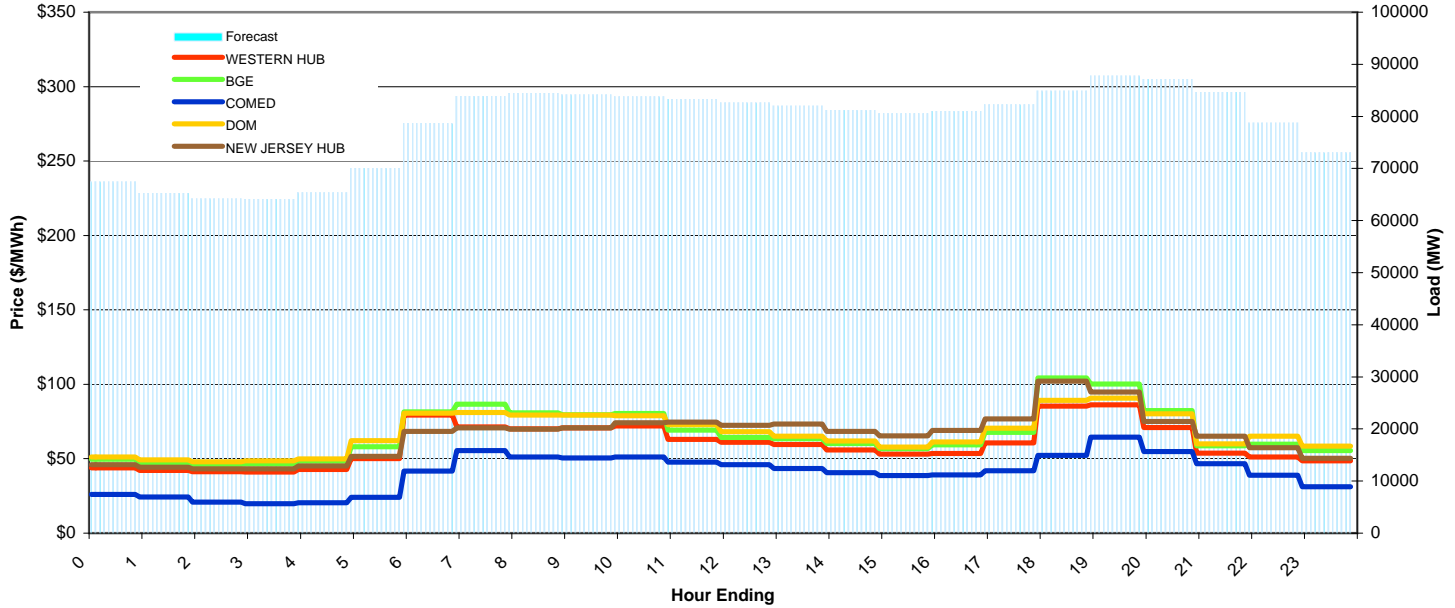
# PJM Daily Report

## Report for: 10/28/2008

Price Color Codes: ≤0 >=100 >=200

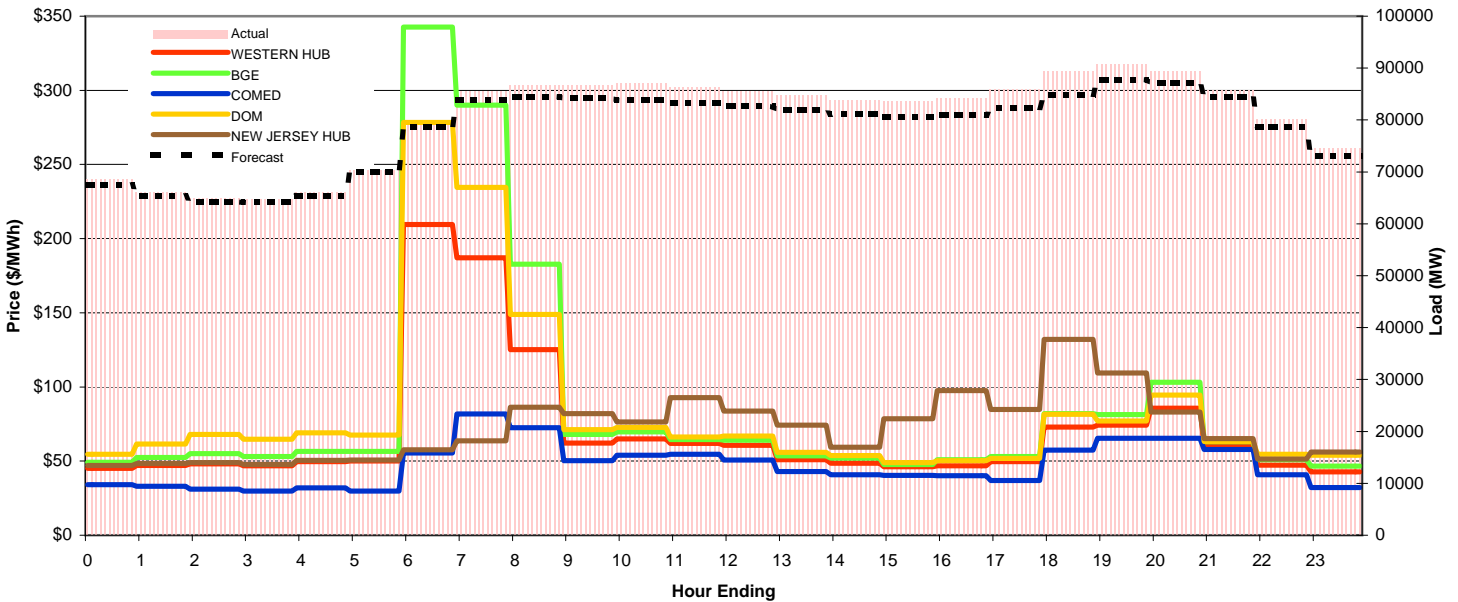
### Day-Ahead Prices and Forecast Load

|                | HE1    | HE2    | HE3    | HE4    | HE5    | HE6    | HE7    | HE8    | HE9    | HE10   | HE11   | HE12   | HE13   | HE14   | HE15   | HE16   | HE17   | HE18   | HE19   | HE20   | HE21   | HE22   | HE23   | HE24   | avg all/peak |
|----------------|--------|--------|--------|--------|--------|--------|--------|--------|--------|--------|--------|--------|--------|--------|--------|--------|--------|--------|--------|--------|--------|--------|--------|--------|--------------|
| WESTERN HUB    | 43.93  | 42.20  | 41.18  | 41.02  | 42.79  | 50.03  | 79.37  | 71.47  | 70.00  | 70.80  | 72.00  | 63.00  | 61.00  | 59.59  | 56.00  | 53.08  | 53.44  | 60.57  | 85.30  | 86.29  | 71.00  | 53.69  | 51.23  | 48.65  | 59 / 65      |
| BGE            | 49.567 | 47.582 | 46.287 | 46.467 | 48.29  | 58.028 | 81.46  | 86.563 | 80.82  | 79.54  | 80.471 | 69.3   | 64.346 | 63.33  | 60.303 | 56.7   | 59.335 | 67.645 | 104.2  | 100.17 | 82.31  | 58.625 | 59.828 | 65.363 | 67 / 73      |
| COMED          | 25.969 | 24.391 | 20.91  | 19.774 | 20.382 | 24.124 | 41.764 | 55.521 | 51.256 | 50.477 | 51.191 | 47.725 | 45.901 | 43.518 | 40.591 | 38.684 | 39.046 | 41.965 | 52.349 | 64.407 | 54.853 | 46.73  | 38.834 | 31.158 | 40 / 48      |
| DOM            | 51.199 | 49.135 | 47.954 | 48.562 | 49.948 | 62.033 | 80.529 | 81.118 | 79.246 | 79.226 | 78.983 | 72.784 | 68.187 | 65.217 | 61.833 | 57.843 | 61.378 | 70.59  | 89.289 | 90.619 | 80.089 | 60.067 | 65.248 | 58.544 | 67 / 73      |
| NEW JERSEY HUB | 45.95  | 44.22  | 43.31  | 43.12  | 45.08  | 51.66  | 68.33  | 70.63  | 69.96  | 70.83  | 74.09  | 74.69  | 72.51  | 73.28  | 68.41  | 65.44  | 69.03  | 76.83  | 102.06 | 94.80  | 74.95  | 65.19  | 57.46  | 50.32  | 66 / 74      |
| DA Forecast    | 67.5   | 65.3   | 64.2   | 64.1   | 65.4   | 70.0   | 78.7   | 83.8   | 84.5   | 84.1   | 83.8   | 83.3   | 82.6   | 82.0   | 81.1   | 80.5   | 81.0   | 82.2   | 84.9   | 87.8   | 87.1   | 84.6   | 78.7   | 73.0   | 78 / 83      |



### Preliminary Real-Time Prices with Forecasted and Actual System Load

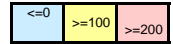
|                  | HE1    | HE2    | HE3    | HE4    | HE5    | HE6    | HE7    | HE8    | HE9    | HE10   | HE11   | HE12   | HE13   | HE14   | HE15   | HE16   | HE17   | HE18   | HE19   | HE20   | HE21   | HE22   | HE23   | HE24   | avg all/peak |
|------------------|--------|--------|--------|--------|--------|--------|--------|--------|--------|--------|--------|--------|--------|--------|--------|--------|--------|--------|--------|--------|--------|--------|--------|--------|--------------|
| WESTERN HUB      | 45.08  | 47.05  | 48.22  | 46.72  | 49.72  | 50.16  | 209.57 | 186.99 | 125.05 | 62.07  | 64.95  | 61.87  | 60.60  | 50.91  | 48.63  | 46.19  | 46.77  | 49.53  | 73.00  | 74.14  | 85.72  | 60.27  | 47.16  | 42.63  | 70 / 71      |
| BGE              | 49.098 | 52.528 | 55.112 | 53.14  | 56.636 | 56.551 | 342.65 | 290.05 | 182.77 | 67.879 | 69.682 | 64.47  | 64.038 | 53.554 | 51.993 | 47.644 | 50.938 | 53.084 | 82.011 | 81.266 | 103.04 | 63.085 | 50.985 | 46.68  | 87 / 86      |
| COMED            | 34.064 | 33.12  | 31.004 | 29.699 | 31.856 | 29.749 | 55.423 | 81.839 | 72.418 | 50.225 | 54.043 | 54.655 | 50.712 | 42.918 | 40.847 | 40.43  | 40.175 | 36.804 | 57.417 | 65.336 | 65.288 | 57.722 | 40.709 | 32.207 | 47 / 53      |
| DOM              | 54.676 | 61.527 | 67.869 | 64.8   | 69.116 | 67.582 | 278.42 | 234.63 | 148.91 | 71.171 | 72.764 | 66.311 | 66.91  | 55.906 | 53.665 | 48.916 | 50.322 | 51.83  | 81.601 | 77.001 | 94.526 | 63.137 | 54.622 | 54.016 | 84 / 81      |
| NEW JERSEY HUB   | 47.02  | 48.42  | 49.09  | 47.65  | 50.60  | 50.65  | 57.54  | 63.64  | 86.33  | 82.09  | 76.49  | 92.79  | 83.81  | 74.28  | 59.26  | 78.63  | 97.52  | 84.72  | 132.02 | 109.37 | 83.15  | 65.19  | 51.45  | 56.19  | 72 / 83      |
| Percent Forecast | 1.51   | 1.31   | 1.21   | 1.00   | 1.07   | 0.50   | 0.61   | 1.98   | 2.48   | 2.84   | 3.65   | 3.53   | 3.30   | 3.18   | 3.11   | 3.61   | 3.79   | 4.33   | 5.00   | 3.36   | 2.46   | 1.30   | 1.84   | 1.96   |              |
| RTLLoad          | 68.497 | 66.148 | 64.995 | 64.788 | 66.058 | 70.375 | 79.134 | 85.536 | 86.601 | 86.605 | 86.966 | 86.339 | 85.459 | 84.7   | 83.715 | 83.52  | 84.235 | 85.953 | 89.354 | 90.833 | 89.31  | 85.67  | 80.196 | 74.476 |              |



# PJM Daily Report

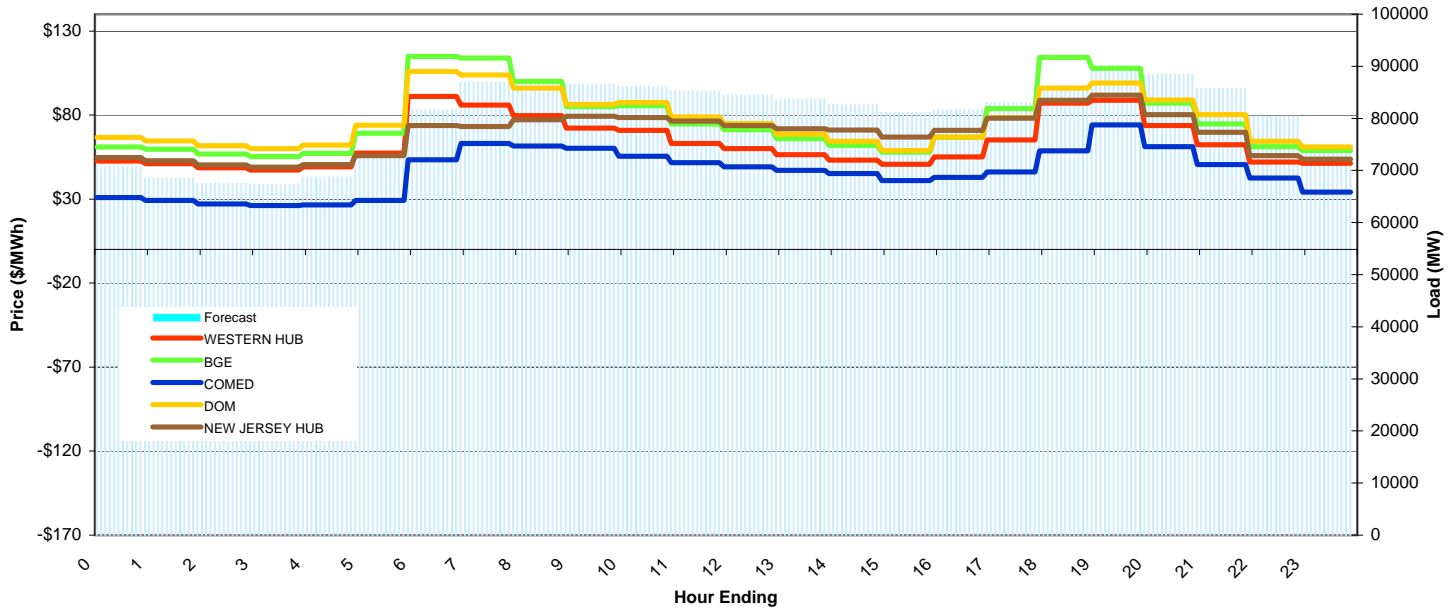
Report for: 10/29/2008

Price Color Codes:



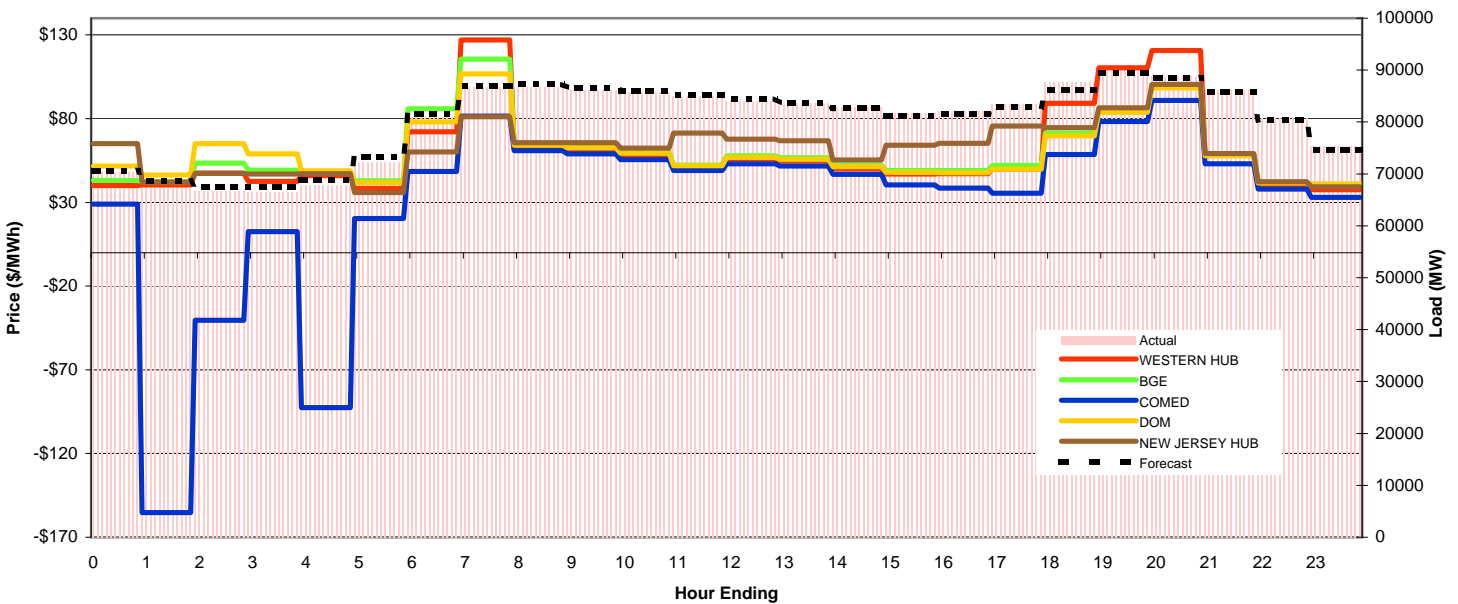
## Day-Ahead Prices and Forecast Load

|                | HE1    | HE2    | HE3    | HE4    | HE5    | HE6    | HE7    | HE8    | HE9    | HE10   | HE11   | HE12   | HE13   | HE14   | HE15   | HE16   | HE17   | HE18   | HE19   | HE20   | HE21   | HE22   | HE23   | HE24   | avg all/peak |
|----------------|--------|--------|--------|--------|--------|--------|--------|--------|--------|--------|--------|--------|--------|--------|--------|--------|--------|--------|--------|--------|--------|--------|--------|--------|--------------|
| WESTERN HUB    | 52.52  | 51.05  | 48.65  | 47.29  | 49.22  | 57.33  | 91.13  | 85.94  | 79.62  | 72.14  | 70.86  | 63.00  | 60.00  | 56.36  | 53.26  | 50.61  | 55.00  | 65.14  | 87.00  | 88.75  | 73.74  | 62.39  | 52.09  | 51.21  | 64 / 67      |
| BGE            | 61.064 | 59.644 | 56.851 | 55.17  | 57.172 | 69.219 | 114.85 | 113.93 | 100.04 | 84.88  | 85.5   | 74.61  | 71.348 | 66     | 61.894 | 57.943 | 66.666 | 83.92  | 114.22 | 107.9  | 87     | 74.691 | 61.13  | 58.814 | 77 / 82      |
| COMED          | 30.981 | 29.103 | 27.057 | 26.132 | 26.424 | 29.168 | 53.453 | 63.14  | 61.487 | 60.234 | 55.469 | 51.64  | 49.227 | 47.118 | 45.15  | 41.004 | 42.829 | 46.125 | 58.613 | 74.164 | 61.255 | 50.496 | 42.455 | 34.053 | 46 / 53      |
| DOM            | 66.735 | 64.662 | 61.748 | 59.962 | 62.211 | 73.869 | 105.94 | 103.89 | 95.99  | 86.231 | 87.352 | 78.829 | 74.963 | 68.661 | 64.317 | 58.882 | 66.88  | 78.44  | 95.936 | 99.012 | 88.93  | 80.196 | 64.45  | 61.046 | 77 / 81      |
| NEW JERSEY HUB | 54.72  | 52.70  | 50.26  | 49.01  | 50.56  | 55.80  | 73.67  | 73.23  | 77.20  | 79.28  | 78.49  | 76.34  | 73.83  | 71.89  | 71.02  | 66.83  | 70.86  | 78.18  | 88.72  | 91.87  | 80.12  | 69.74  | 55.84  | 53.67  | 68 / 75      |
| DA Forecast    | 70.7   | 68.6   | 67.5   | 67.4   | 68.8   | 73.2   | 81.6   | 87.0   | 87.2   | 86.6   | 86.1   | 85.3   | 84.5   | 83.7   | 82.6   | 81.1   | 81.7   | 83.0   | 86.3   | 89.4   | 88.5   | 85.7   | 80.4   | 74.7   | 80 / 85      |



## Preliminary Real-Time Prices with Forecasted and Actual System Load

|                  | HE1    | HE2    | HE3    | HE4    | HE5    | HE6    | HE7    | HE8    | HE9    | HE10   | HE11   | HE12   | HE13   | HE14   | HE15   | HE16   | HE17   | HE18   | HE19   | HE20   | HE21   | HE22   | HE23   | HE24   | avg all/peak |
|------------------|--------|--------|--------|--------|--------|--------|--------|--------|--------|--------|--------|--------|--------|--------|--------|--------|--------|--------|--------|--------|--------|--------|--------|--------|--------------|
| WESTERN HUB      | 39.95  | 40.40  | 47.40  | 42.57  | 46.01  | 38.29  | 72.11  | 127.10 | 61.71  | 60.35  | 57.57  | 51.16  | 55.83  | 54.72  | 49.90  | 47.01  | 47.05  | 49.79  | 89.07  | 110.47 | 120.74 | 58.84  | 40.27  | 37.63  | 60 / 68      |
| BGE              | 43.195 | 42.374 | 53.374 | 49.175 | 47.584 | 42.89  | 85.895 | 115.46 | 64.445 | 63.115 | 60.227 | 52.213 | 57.806 | 56.603 | 52.19  | 48.958 | 49.084 | 52.076 | 71.314 | 84.122 | 99.982 | 58.728 | 41.969 | 39.756 | 60 / 64      |
| COMED            | 29.035 | -155.3 | -40.35 | 12.51  | -92.57 | 20.267 | 48.465 | 81.49  | 60.97  | 58.873 | 55.529 | 49.09  | 53.057 | 51.724 | 46.641 | 40.492 | 38.531 | 35.442 | 58.565 | 78.22  | 90.972 | 53.024 | 37.877 | 33.04  | 31 / 56      |
| DOM              | 51.648 | 46.437 | 64.985 | 58.964 | 48.862 | 41.834 | 77.988 | 106.77 | 64.191 | 62.635 | 59.39  | 51.814 | 56.941 | 55.762 | 51.232 | 47.896 | 47.638 | 49.697 | 69.726 | 83.818 | 98.4   | 57.798 | 41.478 | 41.079 | 60 / 63      |
| NEW JERSEY HUB   | 65.04  | 42.24  | 47.40  | 46.91  | 47.14  | 35.85  | 60.07  | 81.09  | 65.70  | 65.56  | 62.37  | 71.39  | 67.70  | 66.71  | 55.27  | 64.08  | 65.28  | 75.59  | 74.56  | 86.56  | 100.37 | 59.08  | 42.28  | 39.27  | 62 / 69      |
| Percent Forecast | -0.45  | -0.72  | -1.12  | -1.47  | -1.22  | -1.34  | -0.81  | -0.37  | -0.50  | -0.50  | -0.35  | -0.27  | -0.41  | -0.16  | 0.26   | 0.88   | 0.59   | 0.56   | 1.60   | 0.54   | 0.45   | 0.41   | 0.52   | 0.98   |              |
| RTLoad           | 70.358 | 68.074 | 66.773 | 66.431 | 67.923 | 72.253 | 80.965 | 86.673 | 86.774 | 86.18  | 85.754 | 85.059 | 84.105 | 83.588 | 82.843 | 81.836 | 82.138 | 83.422 | 87.676 | 89.932 | 88.902 | 86.081 | 80.839 | 75.431 |              |



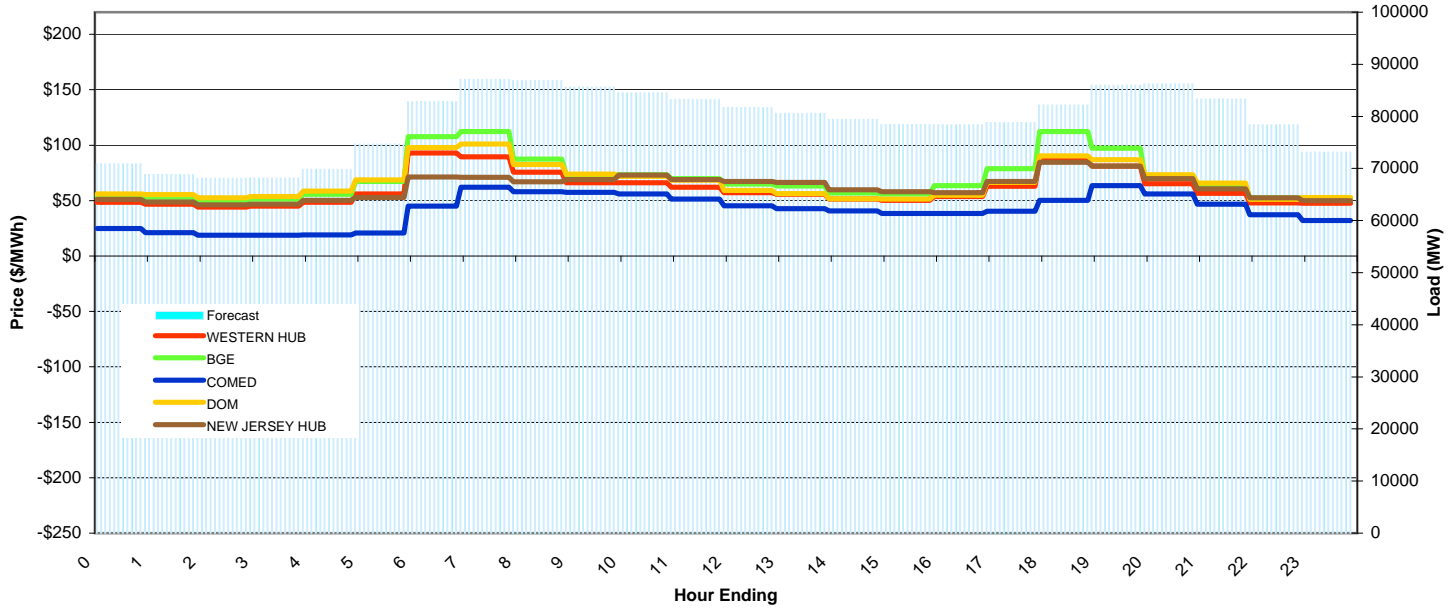
# PJM Daily Report

## Report for: 10/30/2008

Price Color Codes: ≤0 ≥100 ≥200

### Day-Ahead Prices and Forecast Load

|                | HE1    | HE2    | HE3    | HE4    | HE5    | HE6    | HE7    | HE8    | HE9    | HE10   | HE11   | HE12   | HE13   | HE14   | HE15   | HE16   | HE17   | HE18   | HE19   | HE20   | HE21   | HE22   | HE23   | HE24   | avg all/peak |
|----------------|--------|--------|--------|--------|--------|--------|--------|--------|--------|--------|--------|--------|--------|--------|--------|--------|--------|--------|--------|--------|--------|--------|--------|--------|--------------|
| WESTERN HUB    | 48.65  | 46.71  | 44.20  | 44.94  | 48.47  | 55.96  | 93.00  | 89.65  | 75.56  | 66.16  | 66.12  | 62.03  | 57.26  | 55.79  | 51.28  | 50.19  | 53.79  | 62.94  | 86.00  | 81.20  | 65.18  | 56.52  | 48.06  | 47.60  | 61 / 64      |
| BGE            | 54.411 | 53.036 | 50.309 | 51.373 | 55.8   | 67.349 | 107.65 | 112.43 | 87.436 | 73.247 | 73.425 | 69.744 | 64.893 | 63.263 | 56.889 | 55.918 | 63.428 | 78.752 | 112.43 | 97.384 | 72.242 | 63.796 | 52.627 | 52.527 | 70 / 75      |
| COMED          | 24.863 | 21.163 | 18.889 | 18.641 | 18.982 | 20.934 | 44.909 | 62.195 | 58.018 | 57.553 | 55.931 | 51.534 | 45.408 | 42.649 | 40.781 | 38.438 | 38.55  | 40.3   | 50.319 | 63.4   | 55.996 | 46.822 | 37.347 | 31.969 | 41 / 49      |
| DOM            | 56.063 | 55.303 | 52.433 | 53.705 | 58.61  | 68.785 | 98.004 | 101.18 | 82.711 | 73.875 | 71.817 | 68.328 | 59.336 | 56.241 | 51.614 | 51.314 | 54.775 | 66.272 | 90.358 | 86.78  | 73.232 | 65.7   | 51.084 | 52.923 | 67 / 69      |
| NEW JERSEY HUB | 51.02  | 48.88  | 46.18  | 46.81  | 50.35  | 52.80  | 71.27  | 70.92  | 67.03  | 69.06  | 73.06  | 68.90  | 67.18  | 66.33  | 59.87  | 57.93  | 57.07  | 67.36  | 84.65  | 81.23  | 69.78  | 60.61  | 52.45  | 49.96  | 62 / 67      |
| DA Forecast    | 70.9   | 68.9   | 68.1   | 68.2   | 69.9   | 74.7   | 82.9   | 87.1   | 86.8   | 85.6   | 84.5   | 83.2   | 81.7   | 80.6   | 79.4   | 78.5   | 78.3   | 78.8   | 82.2   | 86.0   | 86.2   | 83.3   | 78.4   | 73.2   | 79 / 83      |



### Preliminary Real-Time Prices with Forecasted and Actual System Load

|                  | HE1    | HE2    | HE3    | HE4    | HE5    | HE6    | HE7    | HE8    | HE9    | HE10   | HE11   | HE12   | HE13   | HE14   | HE15   | HE16   | HE17   | HE18   | HE19   | HE20   | HE21   | HE22   | HE23   | HE24   | avg all/peak |
|------------------|--------|--------|--------|--------|--------|--------|--------|--------|--------|--------|--------|--------|--------|--------|--------|--------|--------|--------|--------|--------|--------|--------|--------|--------|--------------|
| WESTERN HUB      | 41.79  | 48.18  | 44.34  | 74.86  | 40.88  | 50.36  | 149.86 | 145.61 | 69.77  | 83.57  | 94.48  | 61.91  | 55.21  | 47.39  | 44.54  | 40.79  | 40.99  | 45.50  | 56.04  | 45.99  | 56.22  | 57.03  | 43.33  | 44.71  | 62 / 62      |
| BGE              | 43.594 | 50.097 | 47.268 | 75.636 | 42.967 | 56.757 | 214.95 | 158.03 | 79.032 | 75.538 | 87.933 | 61.021 | 53.418 | 48.566 | 46.827 | 43.562 | 42.987 | 47.963 | 56.913 | 46.614 | 55.824 | 53.605 | 45.455 | 47.651 | 66 / 63      |
| COMED            | 7.113  | -23.01 | 32.536 | -235.8 | 29.58  | 25.35  | 59.681 | 79.387 | 58.541 | 67.73  | 78.494 | 54.62  | 47.781 | 40.05  | 35.56  | 32.836 | 32.898 | 32.719 | 38.263 | 41.318 | 48.312 | 46.666 | 35.116 | -36.4  | 26 / 48      |
| DOM              | 43.987 | 50.706 | 50.482 | 74.241 | 43.811 | 56.947 | 174.47 | 145.65 | 74.543 | 74.32  | 86.021 | 59.574 | 52.091 | 46.945 | 44.989 | 43.301 | 41.168 | 45.328 | 53.679 | 45.421 | 54.33  | 52.626 | 44.161 | 49.72  | 63 / 60      |
| NEW JERSEY HUB   | 43.67  | 50.14  | 46.04  | 77.16  | 42.65  | 47.22  | 64.47  | 76.12  | 62.30  | 76.08  | 88.90  | 62.04  | 54.48  | 49.33  | 47.19  | 42.83  | 43.28  | 48.13  | 57.05  | 47.13  | 56.41  | 53.90  | 45.57  | 46.06  | 55 / 57      |
| Percent Forecast | 0.60   | 0.33   | -0.02  | -0.05  | -0.12  | -0.20  | 0.68   | 2.41   | 2.55   | 2.24   | 2.20   | 1.77   | 1.74   | 1.14   | 0.83   | 0.27   | 0.10   | 0.54   | 1.33   | 0.50   | -0.18  | 0.36   | 0.94   | 0.60   |              |
| RTLoad           | 71.294 | 69.082 | 68.082 | 68.178 | 69.775 | 74.566 | 83.449 | 89.242 | 89.114 | 87.58  | 86.416 | 84.721 | 83.121 | 81.534 | 80.097 | 78.662 | 78.43  | 79.264 | 83.274 | 86.416 | 86.076 | 83.636 | 79.132 | 73.599 |              |

