

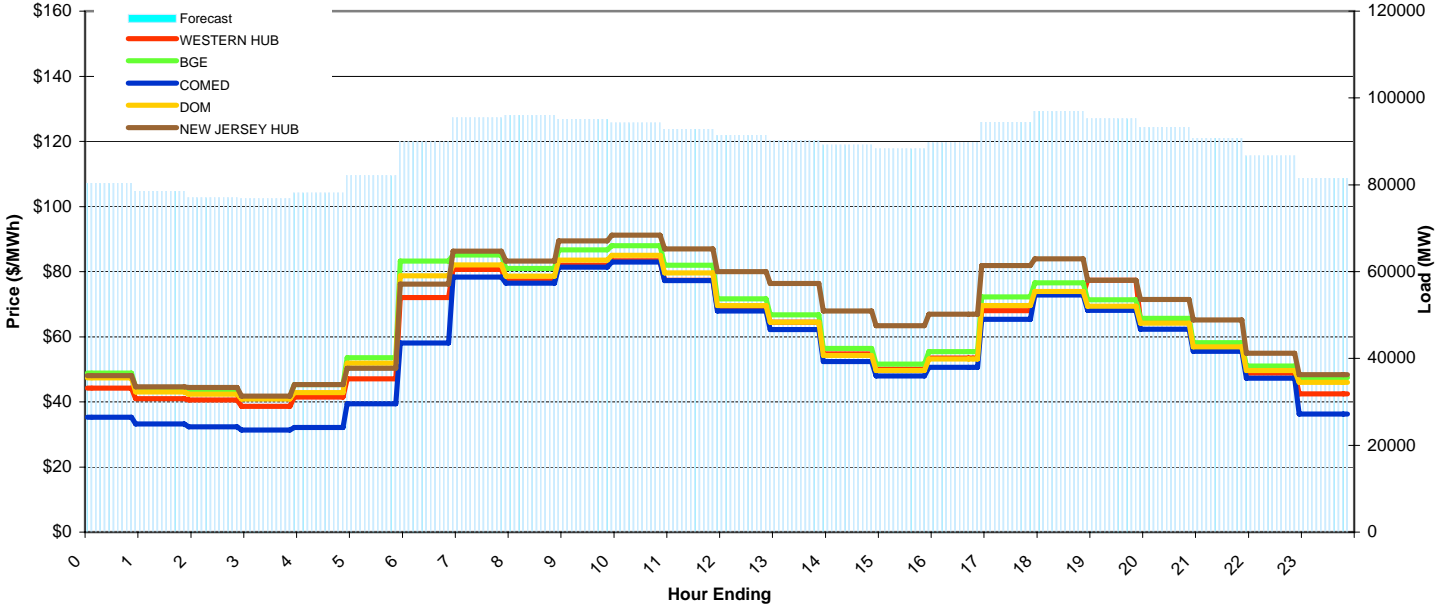
PJM Daily Report

Data for 01-Feb-2008

Price Color Codes: ≤0 ≥100 ≥200

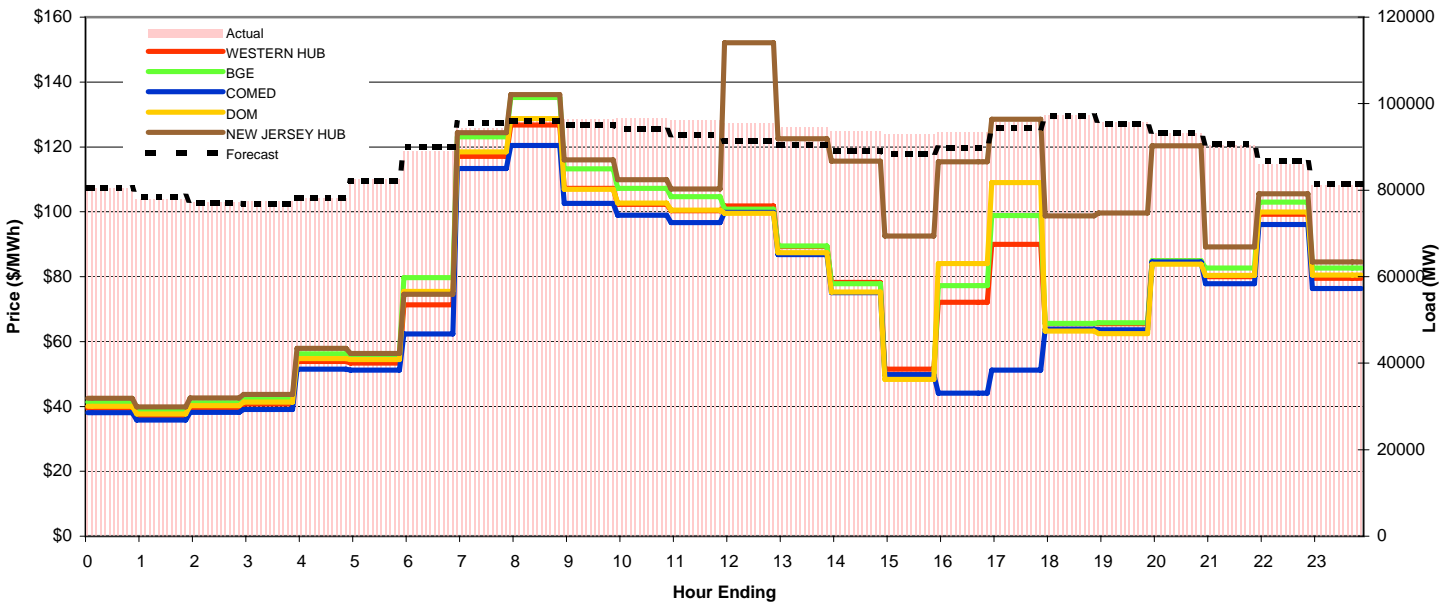
Day-Ahead Prices and Forecast Load

	HE1	HE2	HE3	HE4	HE5	HE6	HE7	HE8	HE9	HE10	HE11	HE12	HE13	HE14	HE15	HE16	HE17	HE18	HE19	HE20	HE21	HE22	HE23	HE24	avg all/peak
WESTERN HUB	44.20	41.01	40.59	38.65	41.44	47.04	72.00	80.66	77.13	82.01	83.36	77.38	68.71	64.50	54.74	50.07	53.49	67.97	73.04	77.32	65.00	56.08	48.85	42.45	60 / 68
BGE	48.882	44.408	43.556	41.402	45.328	53.551	83.2	85.119	80.979	86.651	87.975	81.92	71.672	66.775	56.409	51.601	55.427	72.256	76.527	71.334	65.639	58.195	51.049	47.472	64 / 70
COMED	35.242	33.197	32.308	31.322	32.182	39.448	58.076	78.346	76.428	81.366	82.926	77.254	67.902	62.228	52.387	47.954	50.632	65.394	72.816	68.069	62.336	55.482	47.233	36.305	56 / 66
DOM	47.414	43.02	42.377	40.905	42.868	51.861	78.75	82.108	78.59	83.558	84.971	79.641	69.534	64.493	54.278	49.593	53.192	69.59	73.91	69.359	64.193	56.885	49.628	46.041	62 / 68
NEW JERSEY HUB	48.03	44.67	44.39	41.75	45.31	50.28	76.17	86.33	83.20	89.43	91.20	86.96	79.95	76.34	67.94	63.42	66.88	81.83	83.92	77.35	71.45	65.13	54.90	48.32	68 / 77
DA Forecast	80.4	78.5	77.0	76.8	78.1	82.1	90.0	95.5	96.0	95.2	94.3	92.8	91.5	90.3	89.2	88.3	89.7	94.4	97.0	95.2	93.2	90.6	86.7	81.5	89 / 92



Preliminary Real-Time Prices with Forecasted and Actual System Load

	HE1	HE2	HE3	HE4	HE5	HE6	HE7	HE8	HE9	HE10	HE11	HE12	HE13	HE14	HE15	HE16	HE17	HE18	HE19	HE20	HE21	HE22	HE23	HE24	avg all/peak
WESTERN HUB	39.48	37.06	39.55	40.70	53.91	53.36	71.31	117.04	126.77	107.22	102.30	100.36	101.75	89.29	78.24	51.52	72.07	89.93	65.52	65.51	84.83	80.03	99.22	79.50	77 / 89
BGE	41.3	38.634	41.174	42.403	56.267	55.893	79.662	123.16	135.2	113.2	107.2	104.68	100.84	89.422	77.782	49.58	77.221	98.857	65.626	65.805	84.912	82.64	103.01	82.643	80 / 92
COMED	38.064	35.846	38.156	39.049	51.504	51.2	62.369	113.33	120.47	102.57	98.961	96.642	99.79	86.783	75.114	49.803	44.074	51.244	63.849	63.658	84.54	77.815	96.096	76.385	72 / 83
DOM	40.003	37.701	40.208	41.294	54.716	54.489	75.5	118.46	128.76	106.96	102.71	100.5	99.527	87.398	75.268	48.356	84.063	109.03	63.212	62.469	83.822	80.38	99.954	80.478	78 / 91
NEW JERSEY HUB	42.56	39.85	42.60	43.71	57.95	56.34	74.62	124.43	136.14	116.03	109.90	107.04	152.12	122.47	115.63	92.50	115.45	128.55	98.78	99.66	120.32	89.18	105.55	84.51	95 / 115
Percent Forecast	-0.08	-0.61	0.20	0.57	0.14	0.52	-0.97	-1.13	-0.17	1.33	2.55	3.60	4.15	4.53	4.81	4.97	4.03	1.25	0.18	0.39	0.01	-0.40	-0.74	-0.45	
RTLoad	80.338	77.999	77.204	77.277	78.216	82.551	89.101	94.408	95.844	96.46	96.718	96.279	95.434	94.583	93.655	92.922	93.447	95.566	97.202	95.611	93.248	90.287	86.047	81.134	



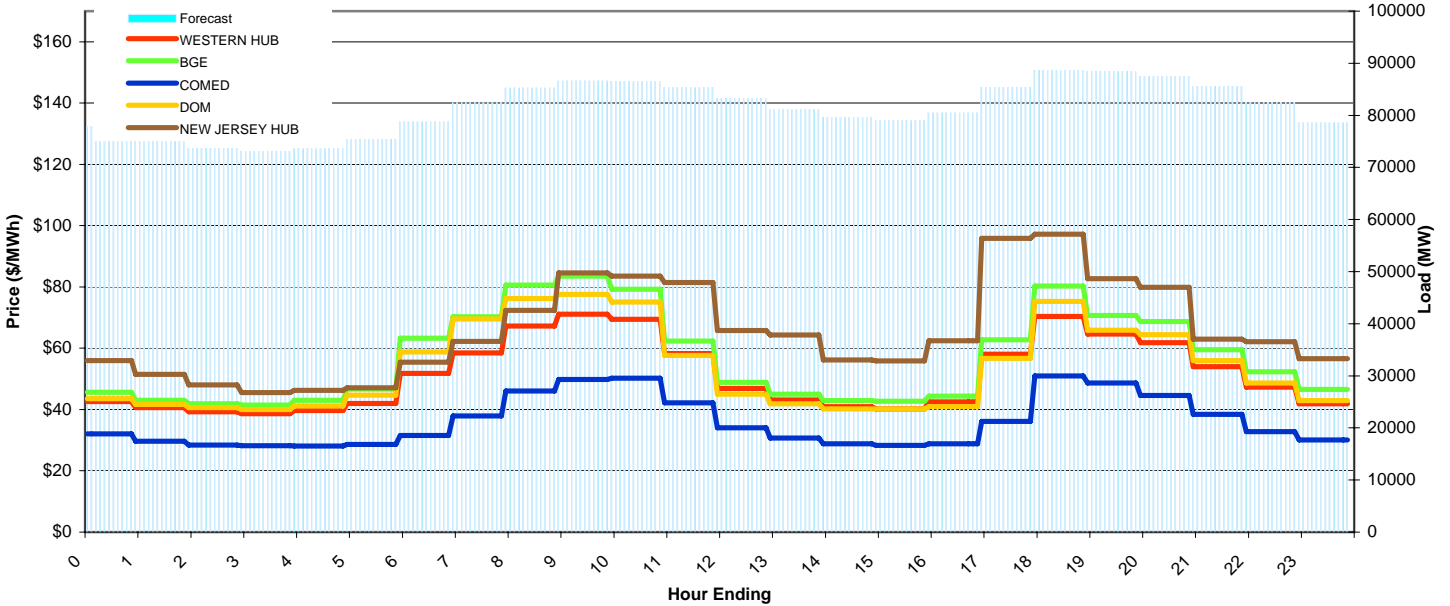
PJM Daily Report

Data for 02-Feb-2008

Price Color Codes: ≤0 ≥100 ≥200

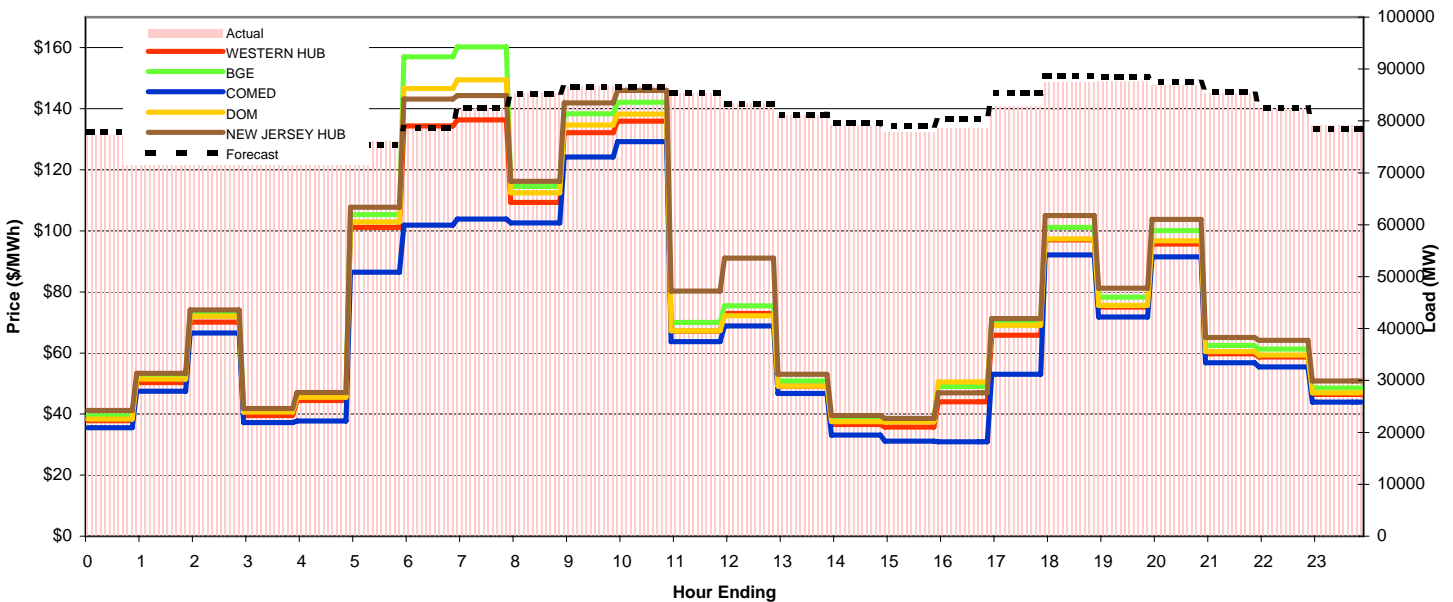
Day-Ahead Prices and Forecast Load

	HE1	HE2	HE3	HE4	HE5	HE6	HE7	HE8	HE9	HE10	HE11	HE12	HE13	HE14	HE15	HE16	HE17	HE18	HE19	HE20	HE21	HE22	HE23	HE24	avg all/peak
WESTERN HUB	42.64	40.64	39.30	38.66	39.63	41.95	51.81	58.52	67.25	71.12	69.48	58.31	46.89	43.14	40.90	40.18	42.50	58.07	70.34	64.59	61.84	53.98	47.35	41.92	51 / 56
BGE	45.602	43.023	41.861	41.475	43.013	46.718	63.279	70.309	80.614	83.528	79.261	62.349	48.909	45.01	42.924	42.705	44.357	62.77	80.289	70.679	68.761	59.537	52.365	46.561	57 / 62
COMED	32.047	29.685	28.372	28.143	28.131	28.607	31.549	37.956	46.003	49.809	50.242	42.225	34.019	30.724	28.819	28.251	28.858	36.081	50.936	48.636	44.539	38.455	32.802	30.083	36 / 39
DOM	43.593	41.688	40.652	39.972	41.158	44.726	58.759	69.518	76.199	77.549	75.099	57.628	45.009	41.872	40.21	40.237	40.907	56.666	75.269	65.903	64.454	55.964	48.689	42.894	54 / 58
NEW JERSEY HUB	55.97	51.51	48.04	45.57	46.30	47.08	55.50	62.24	72.38	84.56	83.54	81.48	65.77	64.28	56.17	55.83	62.44	95.87	97.22	82.70	79.88	63.00	62.09	56.61	66 / 73
DA Forecast	77.8	75.1	73.7	73.1	73.6	75.4	78.7	82.4	85.3	86.6	86.6	85.3	83.3	81.2	79.6	79.0	80.5	85.4	88.7	88.5	87.5	85.6	82.5	78.6	81 / 84



Preliminary Real-Time Prices with Forecasted and Actual System Load

	HE1	HE2	HE3	HE4	HE5	HE6	HE7	HE8	HE9	HE10	HE11	HE12	HE13	HE14	HE15	HE16	HE17	HE18	HE19	HE20	HE21	HE22	HE23	HE24	avg all/peak
WESTERN HUB	37.84	50.26	70.10	39.47	44.39	101.14	134.38	136.32	109.34	132.20	135.92	67.18	72.93	49.11	36.57	35.74	44.04	65.83	97.08	75.01	95.66	59.73	58.73	46.46	75 / 79
BGE	39.402	52.436	72.834	41.135	46.291	105.33	157.02	160.28	114.54	138.37	142.13	70.026	75.503	50.808	38.394	37.868	49.032	70.577	101.17	78.288	100.12	62.456	61.346	48.528	80 / 84
COMED	35.493	47.448	66.548	37.164	37.686	86.492	101.84	103.92	102.58	124.2	129.25	63.723	68.847	46.73	33.133	31.077	30.96	53.006	92.103	71.815	91.45	56.787	55.442	43.951	67 / 72
DOM	38.347	51.422	72.031	40.642	45.508	102.94	146.59	149.5	112.5	134.72	138.2	67.314	72.171	49.112	37.494	37.374	50.541	69.048	97.325	75.614	96.761	60.439	59.324	46.998	77 / 82
NEW JERSEY HUB	41.22	53.30	74.11	41.82	47.09	107.77	143.14	144.34	116.19	141.96	146.01	80.26	91.13	52.99	39.55	38.55	46.91	71.30	105.06	81.27	103.72	65.08	64.16	50.79	81 / 87
Percent Forecast	-0.81	-0.27	0.10	0.68	0.88	0.90	1.06	0.29	0.09	0.05	0.08	-0.02	0.16	-0.06	-0.55	-1.40	-2.30	-3.26	-1.50	-0.98	-0.71	-0.34	-0.09	0.83	
RTLoad	77.223	74.896	73.806	73.612	74.229	76.086	79.578	82.677	85.331	86.656	86.646	85.277	83.39	81.152	79.161	77.884	78.657	82.722	87.409	87.593	86.839	85.325	82.437	79.205	



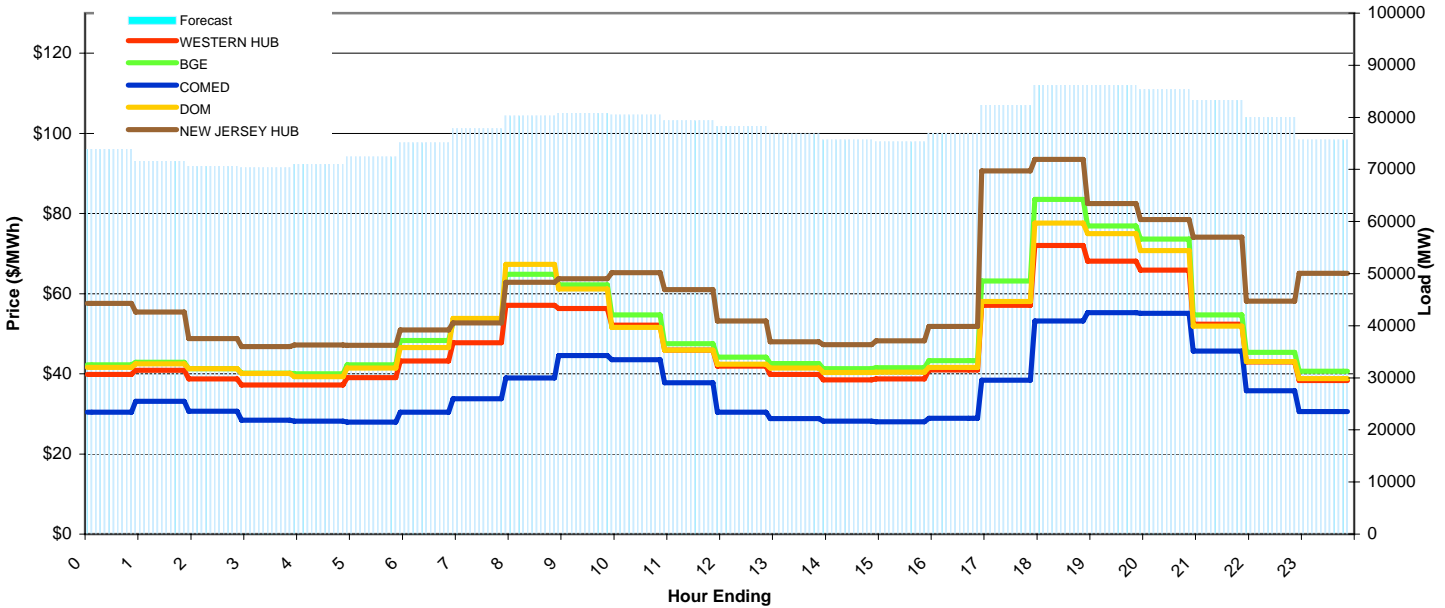
PJM Daily Report

Data for 03-Feb-2008

Price Color Codes: ≤0 ≥100 ≥200

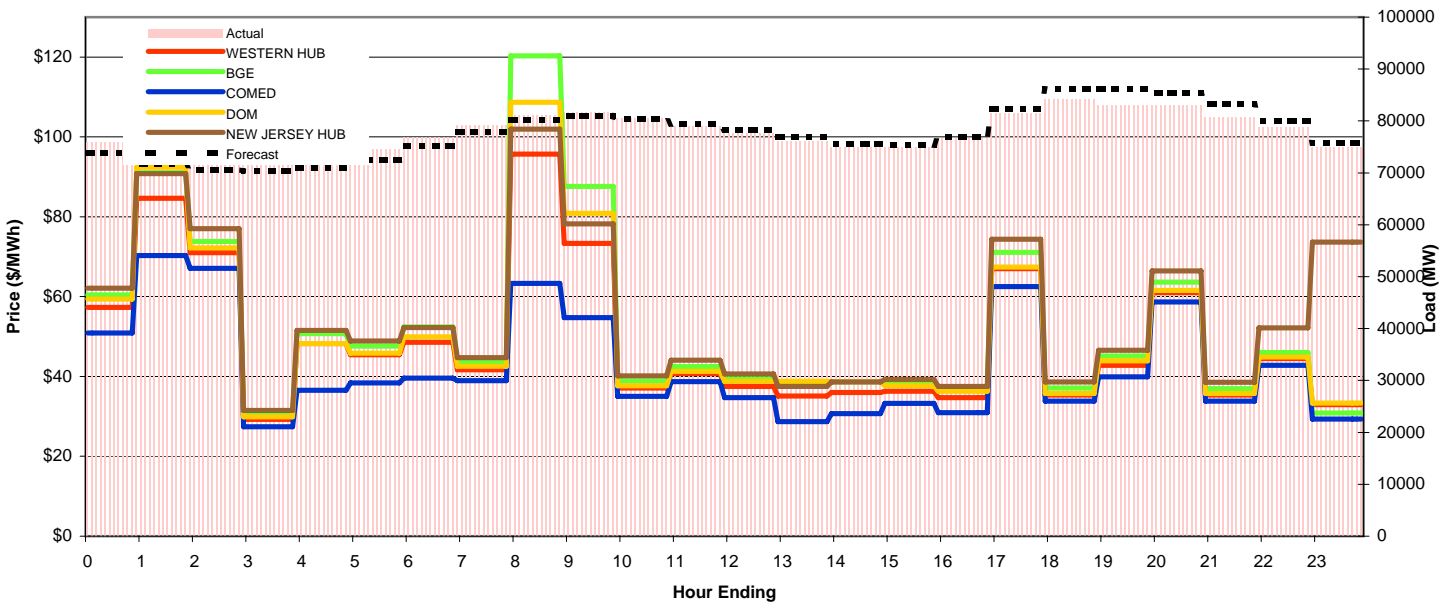
Day-Ahead Prices and Forecast Load

	HE1	HE2	HE3	HE4	HE5	HE6	HE7	HE8	HE9	HE10	HE11	HE12	HE13	HE14	HE15	HE16	HE17	HE18	HE19	HE20	HE21	HE22	HE23	HE24	avg all/peak
WESTERN HUB	39.88	40.86	38.69	37.19	37.21	39.05	43.21	47.72	57.11	56.30	52.12	45.89	41.95	39.87	38.50	38.72	40.98	57.09	72.02	68.14	65.88	52.38	42.98	38.34	47 / 51
BGE	42.278	42.882	41.315	40.136	40.013	42.218	48.312	52.889	64.801	62.188	54.721	47.532	44.129	42.561	41.299	41.561	43.299	63.201	83.527	76.892	73.59	54.727	45.38	40.68	51 / 56
COMED	30.454	33.163	30.69	28.454	28.216	27.986	30.394	33.812	38.928	44.559	43.52	37.764	30.432	28.816	28.184	28.061	28.902	38.438	53.19	55.274	55.091	45.71	35.786	30.579	36 / 39
DOM	41.573	42.473	41.259	40.085	39.301	41.443	46.573	53.847	67.307	61.184	51.561	45.952	42.42	41.41	40.288	40.444	41.612	58.033	77.619	74.948	70.736	51.874	43.015	38.781	50 / 54
NEW JERSEY HUB	57.57	55.44	48.76	46.82	47.17	47.12	50.99	52.68	62.84	63.75	65.26	61.02	53.17	47.96	47.25	48.24	51.86	90.63	93.50	82.52	78.49	74.13	58.09	65.06	60 / 64
DA Forecast	73.9	71.7	70.6	70.3	70.9	72.4	75.1	77.8	80.3	80.9	80.4	79.4	78.3	76.9	75.7	75.3	77.0	82.3	86.2	86.1	85.3	83.2	80.0	75.7	78 / 80



Preliminary Real-Time Prices with Forecasted and Actual System Load

	HE1	HE2	HE3	HE4	HE5	HE6	HE7	HE8	HE9	HE10	HE11	HE12	HE13	HE14	HE15	HE16	HE17	HE18	HE19	HE20	HE21	HE22	HE23	HE24	avg all/peak
WESTERN HUB	57.29	84.62	71.00	29.28	48.24	45.42	48.58	41.68	95.72	73.32	37.11	40.68	37.53	35.13	35.97	36.30	34.68	66.98	35.36	42.76	60.98	35.35	44.45	32.92	49 / 47
BGE	60.458	91.054	73.785	30.594	50.748	47.616	52.457	43.631	120.3	87.602	38.86	42.455	39.433	38.17	38.612	38.215	36.82	71.063	37.107	45.141	63.615	36.935	45.982	30.891	53 / 51
COMED	50.911	70.329	67.088	27.395	36.554	38.4	39.602	38.952	63.288	54.738	35.047	38.731	34.686	28.676	30.722	33.299	30.899	62.528	33.821	39.874	58.651	33.807	42.804	29.308	43 / 41
DOM	59.405	92.375	72.22	29.866	48.211	45.81	49.897	42.586	108.72	80.838	37.64	41.281	38.783	38.786	38.736	37.653	36.312	67.417	35.711	43.889	61.574	35.709	44.859	33.344	51 / 49
NEW JERSEY HUB	62.15	90.80	77.03	31.48	51.52	48.91	52.28	44.74	101.95	78.22	40.18	44.11	40.61	37.51	38.63	39.25	37.48	74.38	38.67	46.60	66.48	38.55	52.14	73.63	54 / 51
Percent Forecast	2.72	3.39	3.48	3.60	3.17	2.97	2.35	1.69	1.02	1.07	0.05	-0.57	-0.93	-1.03	-0.95	-0.49	-0.37	-0.93	-2.36	-3.68	-2.91	-3.23	-1.49	-1.12	
RTLoad	75.93	74.164	73.163	72.979	73.239	74.627	76.928	79.184	81.122	81.73	80.481	78.938	77.541	76.076	74.968	74.952	76.675	81.531	84.177	83.046	82.897	80.624	78.841	74.867	



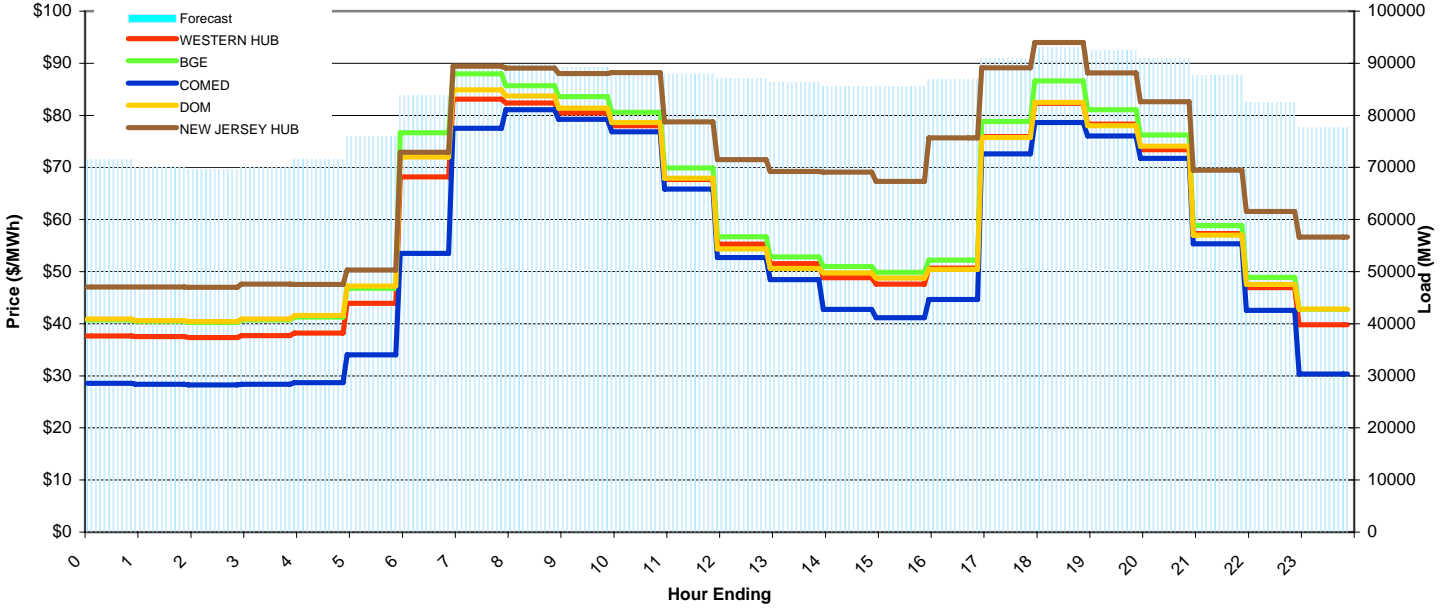
PJM Daily Report

Data for 04-Feb-2008

Price Color Codes: ≤0 ≥100 ≥200

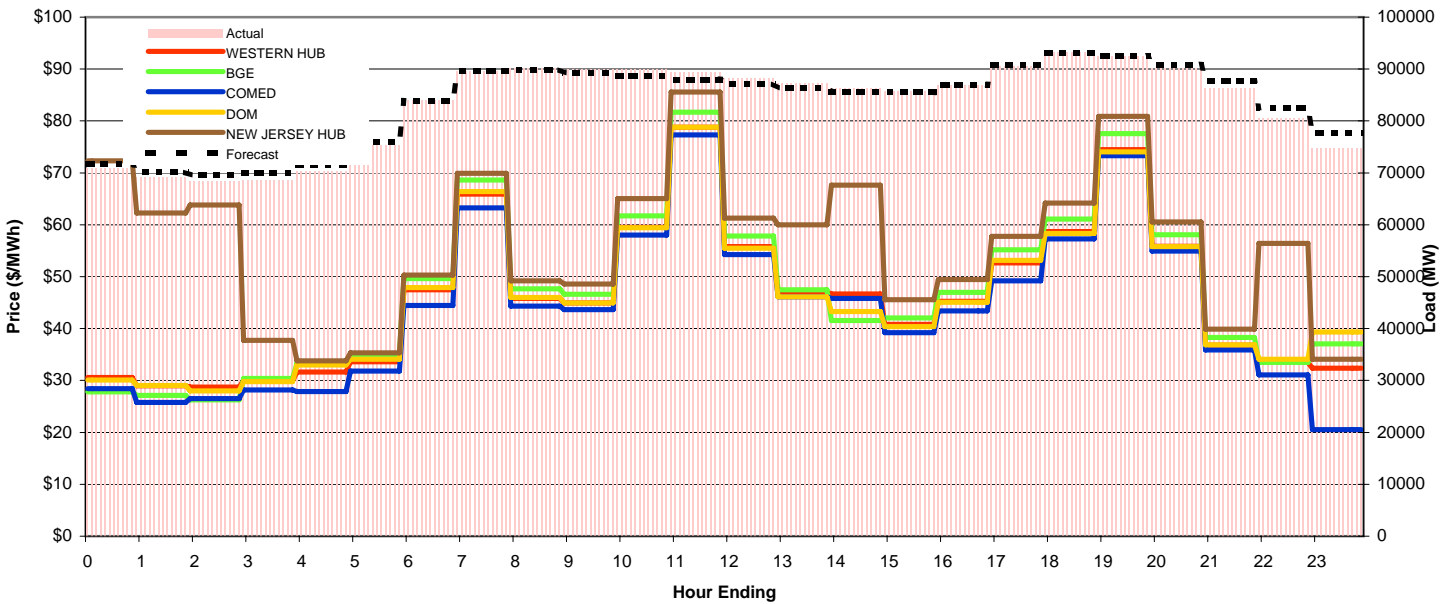
Day-Ahead Prices and Forecast Load

	HE1	HE2	HE3	HE4	HE5	HE6	HE7	HE8	HE9	HE10	HE11	HE12	HE13	HE14	HE15	HE16	HE17	HE18	HE19	HE20	HE21	HE22	HE23	HE24	avg all/peak
WESTERN HUB	37.66	37.53	37.37	37.74	38.18	43.95	68.16	83.12	82.37	80.47	78.01	67.67	55.29	51.55	48.81	47.59	50.68	75.94	82.31	78.29	73.42	57.33	46.92	39.83	58 / 66
BGE	40.71	40.462	40.253	40.702	41.3	46.781	76.632	87.977	85.663	83.622	80.577	69.885	56.679	52.83	50.982	49.872	52.186	78.786	86.588	81.08	76.198	58.846	48.875	42.751	61 / 69
COMED	28.581	28.39	28.273	28.376	28.662	34.007	53.48	77.519	81.08	79.253	76.856	65.837	52.687	48.45	42.745	41.161	44.676	72.632	78.643	76.033	71.721	55.35	42.54	30.337	53 / 63
DOM	40.908	40.61	40.387	40.895	41.612	47.209	71.987	84.915	83.709	81.36	78.604	67.931	54.374	50.594	49.777	48.771	50.401	75.745	82.522	78.031	74.07	57.033	47.538	42.79	60 / 67
NEW JERSEY HUB	47.04	47.05	47.01	47.59	47.52	50.32	72.91	89.43	89.07	88.00	88.22	78.77	71.50	69.22	69.10	67.33	75.68	89.13	93.97	88.17	82.61	69.48	61.55	56.64	70 / 79
DA Forecast	71.6	70.1	69.6	70.0	71.6	76.0	83.9	89.6	89.8	89.3	88.6	88.0	87.1	86.3	85.7	85.5	86.9	90.8	93.0	92.5	90.9	87.6	82.5	77.7	84 / 88



Preliminary Real-Time Prices with Forecasted and Actual System Load

	HE1	HE2	HE3	HE4	HE5	HE6	HE7	HE8	HE9	HE10	HE11	HE12	HE13	HE14	HE15	HE16	HE17	HE18	HE19	HE20	HE21	HE22	HE23	HE24	avg all/peak
WESTERN HUB	30.59	28.96	28.73	29.97	31.63	33.58	47.48	65.90	45.79	44.92	59.51	78.79	55.81	47.02	46.68	40.83	45.28	52.67	58.70	74.46	55.84	36.81	33.50	32.35	46 / 53
BGE	27.777	27.132	26.236	30.364	33.36	34.913	49.619	68.592	47.652	46.627	61.712	81.673	57.858	47.503	41.546	42.063	46.955	55.197	61.119	77.547	58.076	38.315	33.464	37.083	47 / 54
COMED	28.418	25.753	26.521	28.2	27.895	31.804	44.431	63.244	44.305	43.637	58.031	77.297	54.252	46.089	45.833	39.216	43.379	49.178	57.296	73.31	54.944	35.888	31.066	20.558	44 / 51
DOM	30.067	29.055	27.969	29.779	32.981	34.119	47.877	66.415	46.016	44.957	59.434	78.779	55.516	46.141	43.309	40.396	45.056	53.172	58.316	74.052	55.815	36.873	34.086	39.304	46 / 52
NEW JERSEY HUB	72.29	62.24	63.79	37.76	33.77	35.31	50.29	69.90	49.21	48.60	65.04	85.57	61.28	60.00	67.61	45.56	49.48	57.79	64.15	80.90	60.55	39.92	56.43	34.09	56 / 60
Percent Forecast	-0.92	-1.34	-1.83	-1.93	-1.87	-1.06	0.17	0.03	0.44	0.73	1.48	1.53	1.37	1.06	0.74	0.11	-0.17	-0.38	0.14	-0.09	-0.80	-1.43	-2.47	-4.00	
RTLoad	70.978	69.164	68.376	68.645	70.258	75.188	84.038	89.658	90.19	89.933	89.969	89.334	88.308	87.249	86.291	85.609	86.792	90.474	93.151	92.427	90.151	86.399	80.561	74.671	



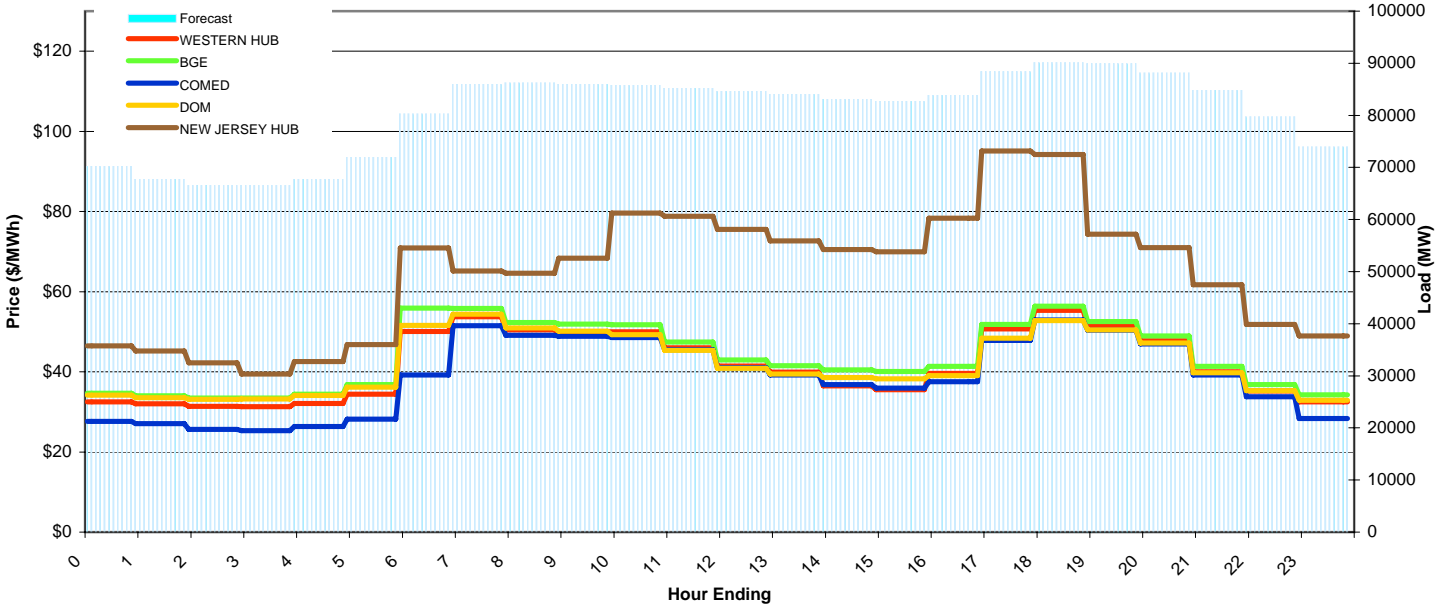
PJM Daily Report

Data for 05-Feb-2008

Price Color Codes: ≤0 ≥100 ≥200

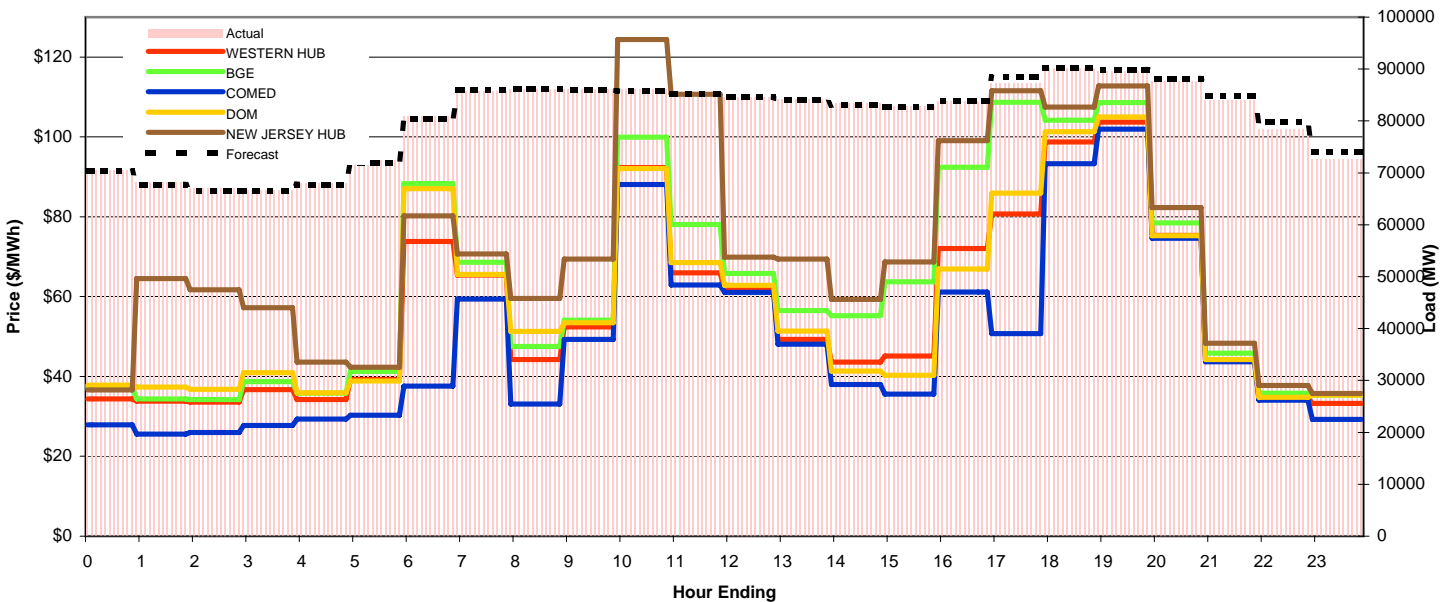
Day-Ahead Prices and Forecast Load

	HE1	HE2	HE3	HE4	HE5	HE6	HE7	HE8	HE9	HE10	HE11	HE12	HE13	HE14	HE15	HE16	HE17	HE18	HE19	HE20	HE21	HE22	HE23	HE24	avg all/peak
WESTERN HUB	32.49	32.05	31.40	31.30	32.13	34.41	50.06	53.75	50.49	50.00	50.00	46.00	41.44	39.95	36.45	35.51	39.61	50.68	55.36	51.42	47.76	40.00	35.19	32.53	42 / 45
BGE	34.696	34.025	33.425	33.495	34.431	36.778	55.927	55.856	52.312	51.866	51.732	47.453	42.95	41.546	40.484	40.054	41.331	51.859	56.394	52.521	48.93	41.365	36.819	34.24	44 / 47
COMED	27.605	27.06	25.658	25.327	26.388	28.171	39.226	51.53	49.07	48.831	48.562	45.479	41.07	39.242	36.823	35.965	37.525	47.795	52.956	50.406	46.984	39.242	33.815	28.364	39 / 44
DOM	34.203	33.543	33.123	33.199	34.086	36.176	51.624	54.344	50.934	50.158	49.276	45.321	40.847	39.412	38.606	38.283	39.02	48.391	52.807	50.438	47.161	39.771	35.334	32.902	42 / 45
NEW JERSEY HUB	46.45	45.23	42.25	39.48	42.53	46.81	70.91	65.15	64.61	68.35	79.62	78.79	75.52	72.66	70.54	69.94	78.31	95.10	94.25	74.38	70.99	61.72	51.83	48.95	65 / 73
DA Forecast	70.3	67.7	66.5	66.5	67.7	72.0	80.3	85.9	86.3	86.0	85.8	85.2	84.6	84.0	83.1	82.7	83.9	88.4	90.1	89.9	88.2	84.7	79.7	74.0	81 / 86



Preliminary Real-Time Prices with Forecasted and Actual System Load

	HE1	HE2	HE3	HE4	HE5	HE6	HE7	HE8	HE9	HE10	HE11	HE12	HE13	HE14	HE15	HE16	HE17	HE18	HE19	HE20	HE21	HE22	HE23	HE24	avg all/peak
WESTERN HUB	34.36	33.82	33.58	36.71	34.21	39.24	73.81	65.41	44.28	52.41	92.31	66.00	61.85	49.31	43.60	45.13	72.05	80.74	98.74	103.69	75.30	44.17	34.59	33.25	56 / 64
BGE	37.232	34.395	34.229	38.678	35.846	41.246	88.312	68.62	47.565	54.084	99.951	78.049	65.82	56.478	55.197	63.706	92.432	108.7	104.21	108.64	78.432	45.852	35.85	35.363	63 / 73
COMED	27.93	25.588	26.001	27.725	29.318	30.324	37.552	59.404	33.106	49.29	88.076	62.885	61.086	48.057	37.991	35.547	61.133	50.77	93.322	101.92	74.652	43.703	34.042	29.266	49 / 58
DOM	37.813	37.354	36.822	40.933	35.872	38.876	87.058	65.591	51.297	53.491	92.095	68.495	62.806	51.414	41.344	40.32	66.908	85.903	101.33	105.01	75.222	44.215	34.817	35.361	58 / 65
NEW JERSEY HUB	36.66	64.50	61.75	57.26	43.56	42.30	80.23	70.71	59.52	69.39	124.40	110.65	69.87	69.41	59.32	68.72	99.09	111.55	107.52	112.77	82.33	48.31	37.76	35.72	72 / 81
Percent Forecast	0.20	0.73	0.79	0.06	0.26	0.71	0.82	-0.19	-0.14	0.05	0.28	0.30	0.02	0.08	0.31	0.06	-0.17	-1.42	-0.01	-0.37	-0.52	-0.99	-1.85	-1.89	
RTLoad	70.393	68.173	67.05	66.56	67.916	72.482	80.965	85.743	86.153	85.997	86.018	85.463	84.623	84.075	83.386	82.708	83.738	87.147	90.098	89.576	87.713	83.913	78.29	72.582	



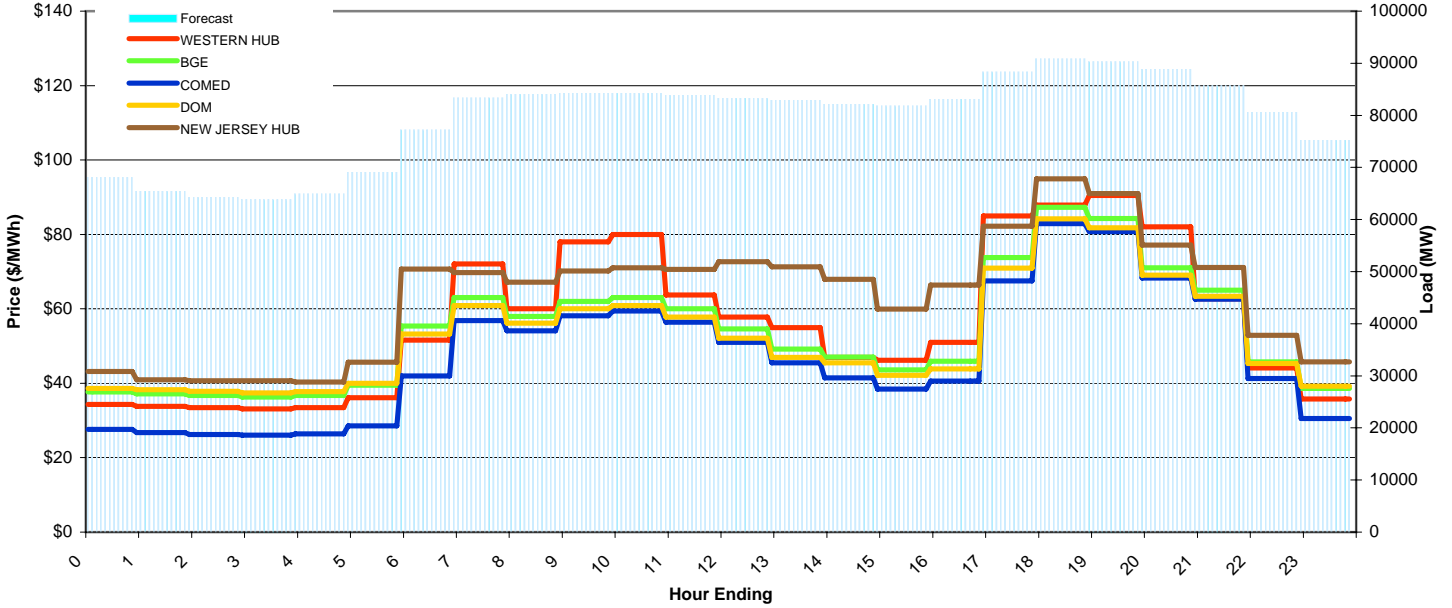
PJM Daily Report

Data for 06-Feb-2008

Price Color Codes: ≤0 ≥100 ≥200

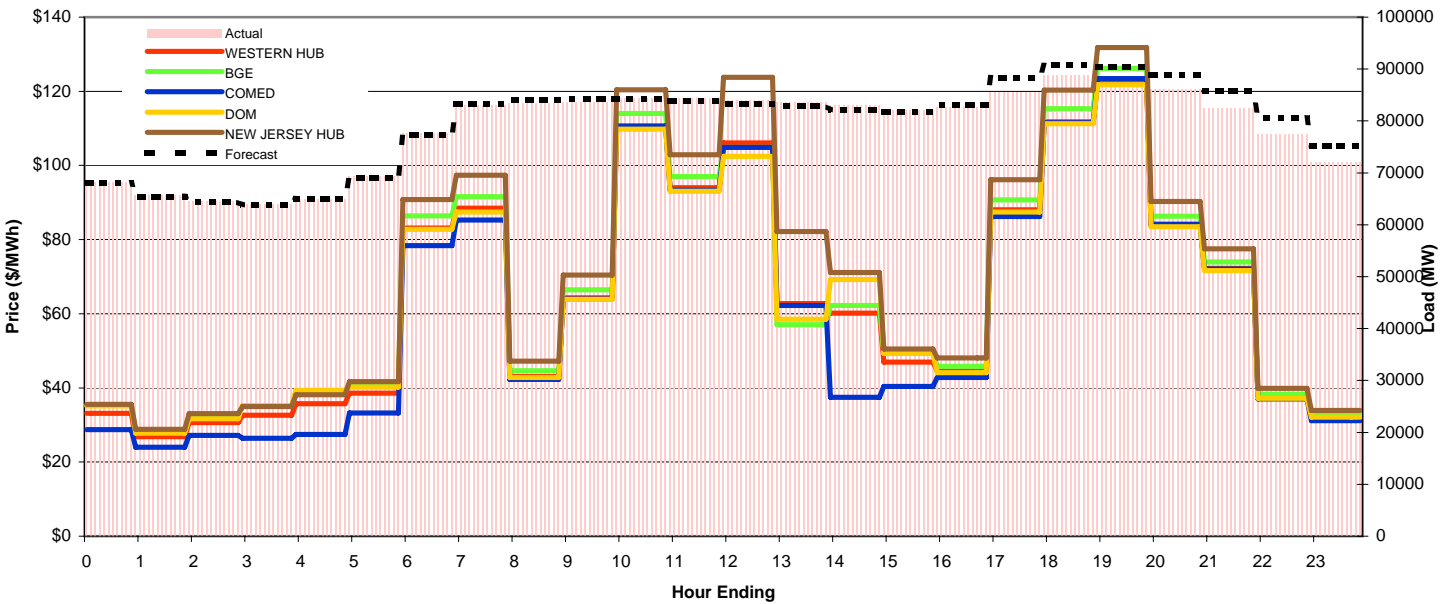
Day-Ahead Prices and Forecast Load

	HE1	HE2	HE3	HE4	HE5	HE6	HE7	HE8	HE9	HE10	HE11	HE12	HE13	HE14	HE15	HE16	HE17	HE18	HE19	HE20	HE21	HE22	HE23	HE24	avg all/peak
WESTERN HUB	34.27	33.79	33.45	33.13	33.47	36.11	51.56	72.06	60.00	78.00	80.00	63.75	57.81	54.93	46.93	46.20	51.00	85.00	87.88	90.45	82.06	62.66	44.09	35.75	56 / 66
BGE	37.658	37.11	36.728	36.323	36.759	39.482	55.399	63.039	58	62	63	60	54.566	49.221	47.045	43.594	45.891	73.756	87.303	84.295	71.031	65.033	45.728	38.6	54 / 61
COMED	27.644	26.752	26.243	26.056	26.39	28.559	42.007	56.823	54.101	58.097	59.43	56.405	51.023	45.531	41.427	38.474	40.623	67.51	82.866	80.75	68.246	62.634	41.235	30.513	47 / 57
DOM	38.593	38.266	37.87	37.429	37.733	39.959	53.207	60.889	56.188	60.041	60.873	57.759	52.089	46.926	45.501	42.146	43.839	70.913	84.184	81.764	69.024	63.39	45.317	39.202	53 / 59
NEW JERSEY HUB	43.14	40.90	40.70	40.67	40.29	45.67	70.66	69.75	67.17	70.18	71.02	70.56	72.68	71.31	67.97	59.96	66.35	82.23	94.90	90.99	77.13	71.09	52.85	45.73	63 / 72
DA Forecast	68.1	65.4	64.3	63.8	65.0	69.0	77.2	83.3	84.1	84.2	84.2	83.9	83.3	82.9	82.1	81.8	83.1	88.4	90.8	90.3	88.8	85.7	80.6	75.2	79 / 85



Preliminary Real-Time Prices with Forecasted and Actual System Load

	HE1	HE2	HE3	HE4	HE5	HE6	HE7	HE8	HE9	HE10	HE11	HE12	HE13	HE14	HE15	HE16	HE17	HE18	HE19	HE20	HE21	HE22	HE23	HE24	avg all/peak
WESTERN HUB	33.18	26.82	30.68	32.65	35.71	38.57	83.13	88.45	43.09	64.31	110.44	93.97	106.11	62.76	60.14	46.94	44.50	88.05	111.80	122.23	83.83	72.24	37.52	32.06	65 / 77
BGE	35.261	28.232	32.338	35.257	38.894	40.934	86.382	91.596	44.651	66.452	114	96.995	104.83	57.083	62.195	49.313	45.832	90.728	115.28	126.18	86.352	73.93	38.28	32.735	66 / 79
COMED	28.721	23.959	27.219	26.397	27.472	33.191	78.413	85.273	42.307	63.936	110.62	93.297	104.86	62.228	37.481	40.432	42.812	86.205	111.52	123.44	84.144	72.082	37.063	31.202	61 / 75
DOM	35.154	27.774	31.664	35.216	39.349	40.25	82.774	87.463	42.773	63.88	109.8	93.036	102.5	58.516	69.243	49.273	44.103	87.415	111.22	121.77	83.459	71.645	37.223	32.083	65 / 77
NEW JERSEY HUB	35.60	28.79	33.03	34.98	38.17	41.65	90.82	97.33	47.23	70.40	120.42	102.89	123.76	82.16	71.10	50.45	48.09	96.15	120.34	131.78	90.30	77.49	39.91	33.89	71 / 86
Percent Forecast	0.31	0.50	0.17	0.15	0.00	0.49	0.41	-0.42	-0.84	-0.75	0.20	0.41	0.83	0.99	0.97	0.30	-0.55	-3.31	-2.33	-2.57	-3.31	-3.92	-4.11	-4.52	
RTLoad	68.269	65.739	64.446	63.928	64.952	69.371	77.551	83	83.397	83.568	84.383	84.261	83.976	83.69	82.903	82.064	82.664	85.529	88.771	88.033	85.99	82.443	77.41	71.931	



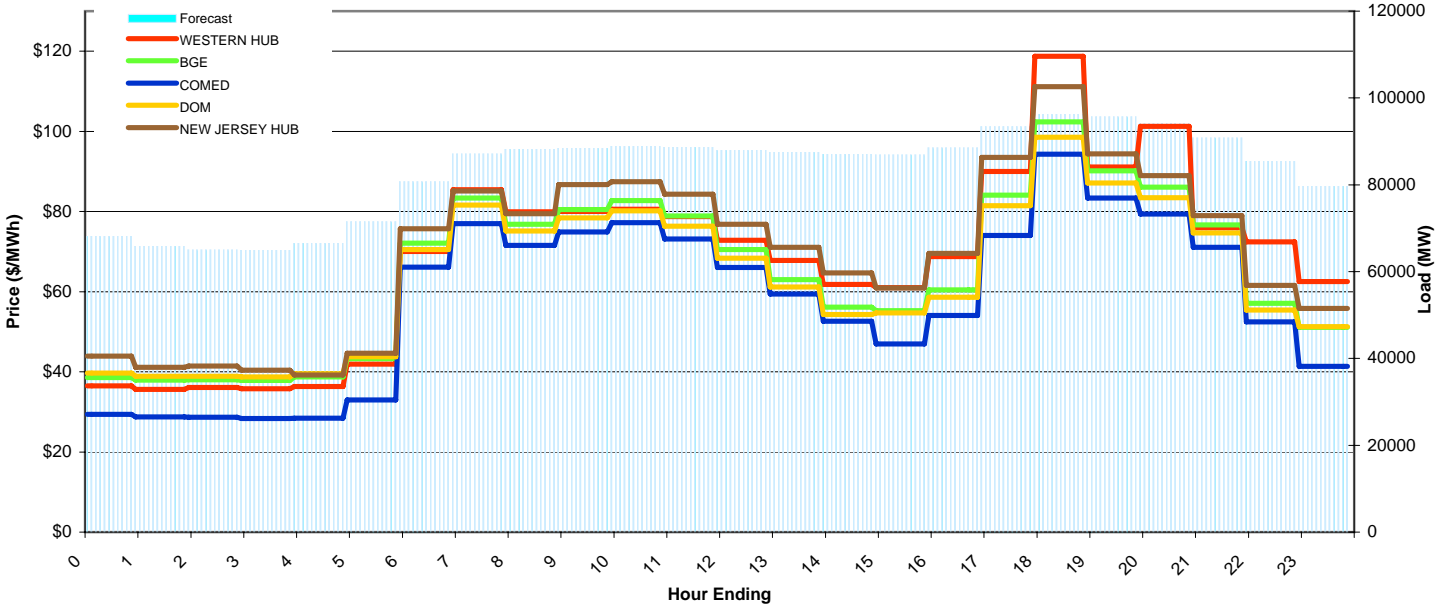
PJM Daily Report

Data for 07-Feb-2008

Price Color Codes: ≤0 ≥100 ≥200

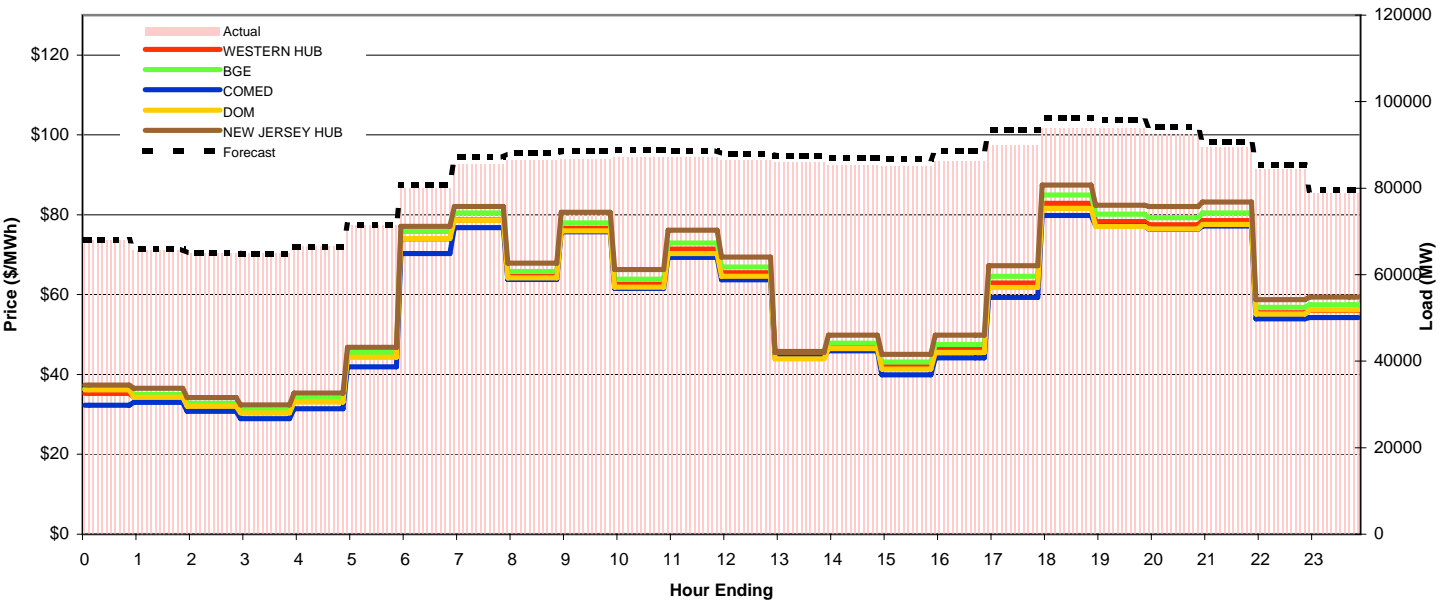
Day-Ahead Prices and Forecast Load

	HE1	HE2	HE3	HE4	HE5	HE6	HE7	HE8	HE9	HE10	HE11	HE12	HE13	HE14	HE15	HE16	HE17	HE18	HE19	HE20	HE21	HE22	HE23	HE24	avg all/peak
WESTERN HUB	36.46	35.63	36.07	35.79	36.29	41.93	70.00	85.46	79.94	80.00	80.59	78.75	72.82	67.79	61.82	61.00	68.74	90.00	118.77	91.11	101.22	75.92	72.43	62.56	68 / 80
BGE	38.6	37.895	38.009	37.876	38.752	43.258	72.118	83.354	76.81	80.465	82.757	78.904	70.482	62.99	56.142	55.264	60.477	84.109	102.38	90.132	86.118	76.628	57.116	51.139	65 / 75
COMED	29.406	28.738	28.668	28.333	28.455	32.942	66.121	76.947	71.521	74.91	77.239	73.136	66.006	59.393	52.618	46.957	54.092	74.048	94.272	83.34	79.396	71.095	52.477	41.379	58 / 69
DOM	39.718	38.864	38.902	38.76	39.545	43.786	70.53	81.588	75.112	78.393	80.195	76.344	68.338	61.164	54.339	54.673	58.63	81.439	98.505	87.109	83.479	74.675	55.438	51.275	64 / 73
NEW JERSEY HUB	43.94	41.09	41.44	40.40	39.23	44.64	75.72	85.13	79.48	86.69	87.45	84.31	76.85	71.10	64.69	60.90	69.57	93.54	111.12	94.39	88.93	78.98	61.54	55.83	70 / 81
DA Forecast	68.1	65.8	65.0	64.9	66.5	71.5	80.7	87.1	88.1	88.5	88.9	88.6	88.0	87.5	87.0	86.9	88.6	93.4	96.3	95.6	94.2	90.8	85.4	79.6	83 / 90



Preliminary Real-Time Prices with Forecasted and Actual System Load

	HE1	HE2	HE3	HE4	HE5	HE6	HE7	HE8	HE9	HE10	HE11	HE12	HE13	HE14	HE15	HE16	HE17	HE18	HE19	HE20	HE21	HE22	HE23	HE24	avg all/peak
WESTERN HUB	35.27	34.35	32.18	30.44	33.27	44.49	74.01	78.67	64.56	76.60	62.62	71.37	65.50	45.79	47.72	42.01	46.47	62.93	82.85	78.32	77.52	78.55	55.46	56.06	57 / 65
BGE	36.449	34.998	32.803	31.099	33.981	45.529	75.814	80.465	65.832	77.995	63.909	72.945	66.938	44.14	47.842	43.093	47.524	64.569	84.926	80.144	79.259	80.454	56.844	57.48	59 / 66
COMED	32.293	33.003	30.741	28.97	31.425	41.882	70.271	76.807	63.827	75.735	61.546	69.323	63.682	44.851	45.949	39.936	44.128	59.338	79.789	77.293	76.397	77.218	53.967	54.27	56 / 63
DOM	36.174	34.267	32.061	30.376	33.095	44.314	74.03	78.607	64.194	75.943	61.87	70.254	64.589	43.902	46.481	41.321	45.547	61.782	81.61	77.117	76.492	77.593	55.157	56.162	57 / 64
NEW JERSEY HUB	37.32	36.53	34.24	32.34	35.33	46.77	77.07	82.06	67.89	80.65	66.25	76.16	69.42	45.56	49.87	45.04	49.82	67.25	87.45	82.38	82.06	83.17	58.74	59.37	61 / 68
Percent Forecast	-0.32	-0.15	-0.20	-0.07	0.09	-0.15	-0.88	-1.92	-2.03	-1.90	-1.85	-1.77	-1.75	-1.77	-1.81	-2.16	-2.71	-4.00	-2.51	-2.02	-1.95	-1.58	-1.22	-1.04	
RTLoad	67.863	65.723	64.868	64.846	66.549	71.38	80.008	85.509	86.39	86.806	87.242	87.052	86.445	85.97	85.402	85.041	86.218	89.793	93.907	93.757	92.39	89.376	84.363	78.776	



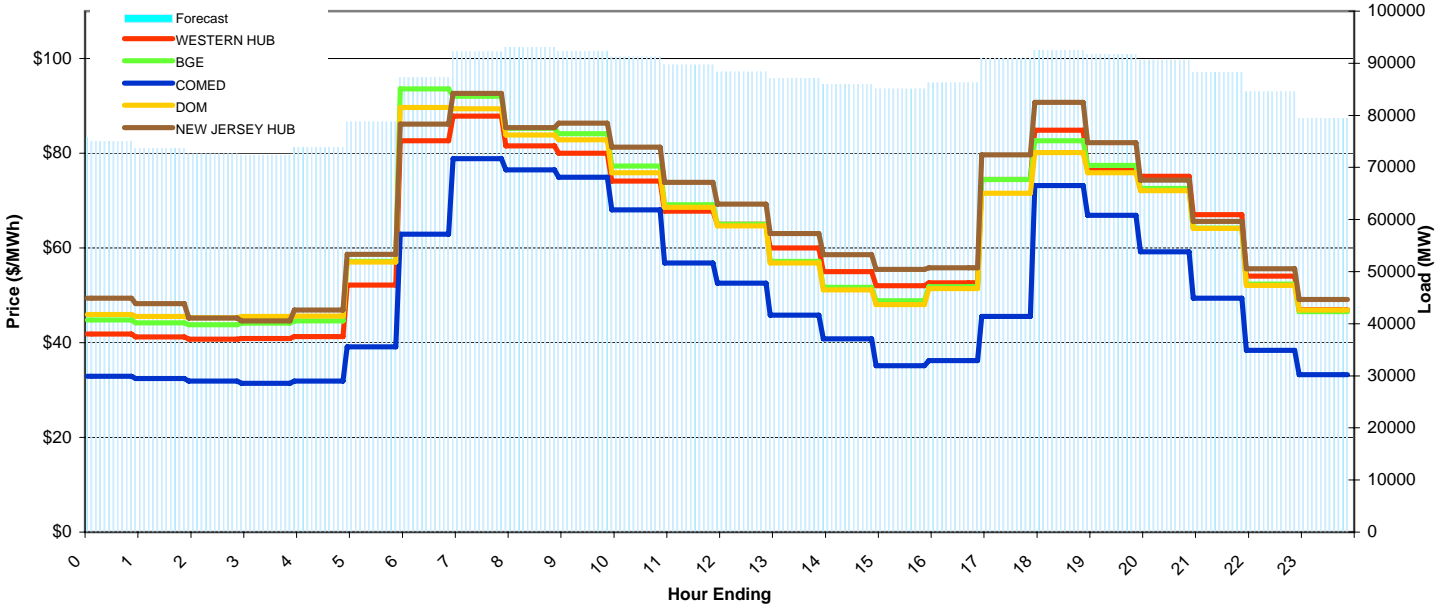
PJM Daily Report

Data for 08-Feb-2008

Price Color Codes: ≤0 ≥100 ≥200

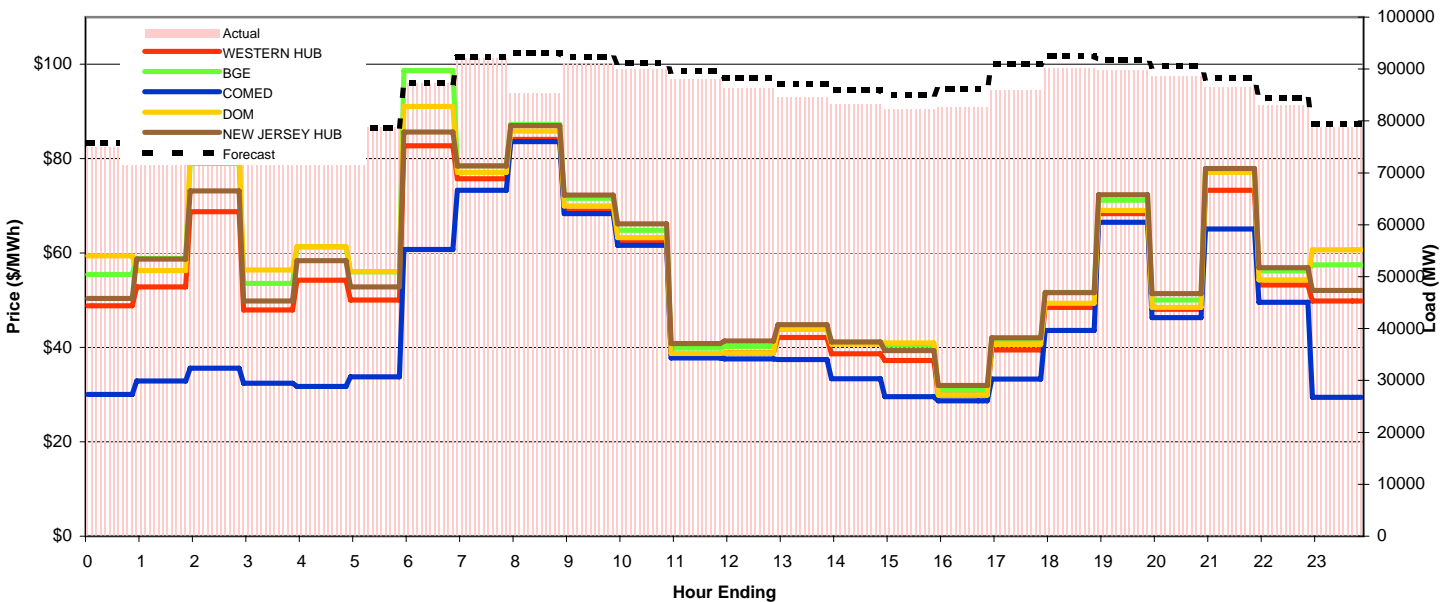
Day-Ahead Prices and Forecast Load

	HE1	HE2	HE3	HE4	HE5	HE6	HE7	HE8	HE9	HE10	HE11	HE12	HE13	HE14	HE15	HE16	HE17	HE18	HE19	HE20	HE21	HE22	HE23	HE24	avg all/peak
WESTERN HUB	41.81	41.20	40.75	40.87	41.31	52.15	82.66	87.86	81.56	80.00	74.11	67.78	65.00	60.00	55.00	52.00	52.66	74.48	84.84	76.38	75.14	67.03	54.07	46.99	62 / 69
BGE	44.793	44.157	43.792	44.122	44.606	57.189	93.59	92.055	85.25	84.154	77.302	69.104	64.974	57.155	51.659	48.855	51.844	74.44	82.625	77.403	72.537	64.191	52.343	46.56	64 / 69
COMED	32.912	32.41	31.912	31.399	31.91	39.123	62.886	78.84	76.472	74.916	68.074	56.845	52.537	45.832	40.803	35.114	36.236	45.57	73.184	66.913	59.203	49.402	38.388	33.241	50 / 56
DOM	45.938	45.535	45.263	45.571	45.622	57.004	89.684	89.422	83.862	82.872	75.853	68.587	64.696	56.826	51.178	48.055	51.439	71.578	80.152	75.857	72.081	64.117	52.071	46.898	63 / 68
NEW JERSEY HUB	49.37	48.21	45.23	44.60	46.88	58.65	86.17	92.66	85.41	86.34	81.26	73.82	69.28	63.05	58.59	55.50	55.80	79.65	90.73	82.22	74.31	65.59	55.63	49.09	67 / 73
DA Forecast	75.8	73.7	72.6	72.3	73.9	78.7	87.4	92.2	93.1	92.3	91.2	89.7	88.3	87.2	85.9	85.1	86.3	91.0	92.5	91.7	90.6	88.3	84.5	79.5	85 / 89



Preliminary Real-Time Prices with Forecasted and Actual System Load

	HE1	HE2	HE3	HE4	HE5	HE6	HE7	HE8	HE9	HE10	HE11	HE12	HE13	HE14	HE15	HE16	HE17	HE18	HE19	HE20	HE21	HE22	HE23	HE24	avg all/peak
WESTERN HUB	48.86	52.82	68.74	47.97	54.29	50.06	82.76	75.74	84.08	68.93	62.59	38.55	38.85	42.10	38.64	37.26	29.91	39.44	48.52	68.33	48.07	73.29	53.23	49.84	54 / 53
BGE	55.499	58.89	78.979	53.545	61.31	56.022	98.684	78.538	87.312	71.639	64.836	39.885	40.185	44.294	41.089	40.499	30.986	41.678	51.67	71.239	50.03	77.706	56.197	57.486	59 / 55
COMED	30.06	32.88	35.604	32.41	31.74	33.803	60.731	73.305	83.607	68.374	61.679	37.808	37.578	37.448	33.356	29.598	28.693	33.306	43.608	66.55	46.333	65.106	49.589	29.41	45 / 50
DOM	59.384	56.263	81.398	56.452	61.37	56.102	91.077	77.127	85.841	69.987	63.282	38.707	38.859	43.809	40.718	40.958	29.918	40.627	49.352	69.01	48.494	77.118	54.298	60.694	58 / 54
NEW JERSEY HUB	50.42	58.76	73.17	49.82	58.40	52.85	85.68	78.49	87.00	72.26	66.22	40.84	41.39	44.81	41.14	39.31	31.94	42.02	51.64	72.35	51.42	77.93	56.92	52.10	57 / 56
Percent Forecast	-1.32	-1.26	-0.65	0.06	0.16	0.17	-0.16	-0.20	-9.07	-1.27	-1.47	-1.79	-2.44	-2.98	-3.15	-3.35	-4.40	-5.83	-2.62	-2.13	-2.32	-2.00	-1.80	-0.89	
RTLoad	74.836	72.794	72.162	72.39	73.971	78.873	87.217	92.016	85.317	91.138	89.886	88.079	86.235	84.632	83.289	82.303	82.62	85.969	90.114	89.798	88.551	86.545	83.002	78.791	



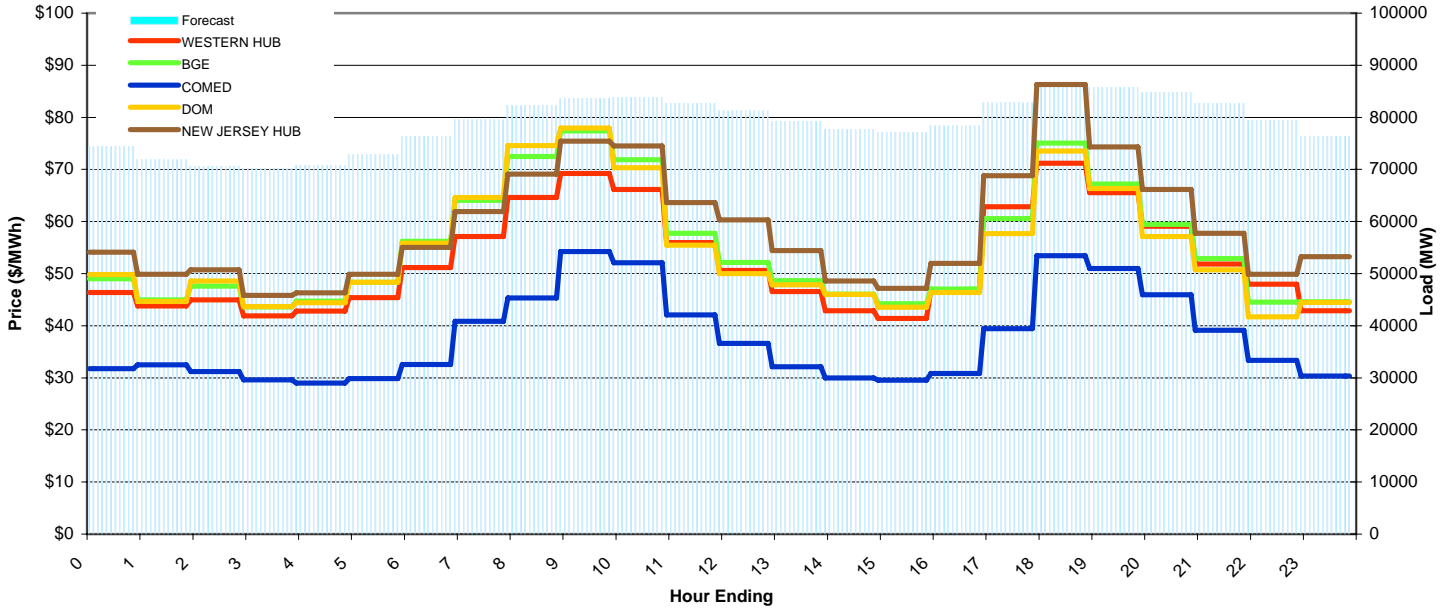
PJM Daily Report

Data for 09-Feb-2008

Price Color Codes: ≤0 ≥100 ≥200

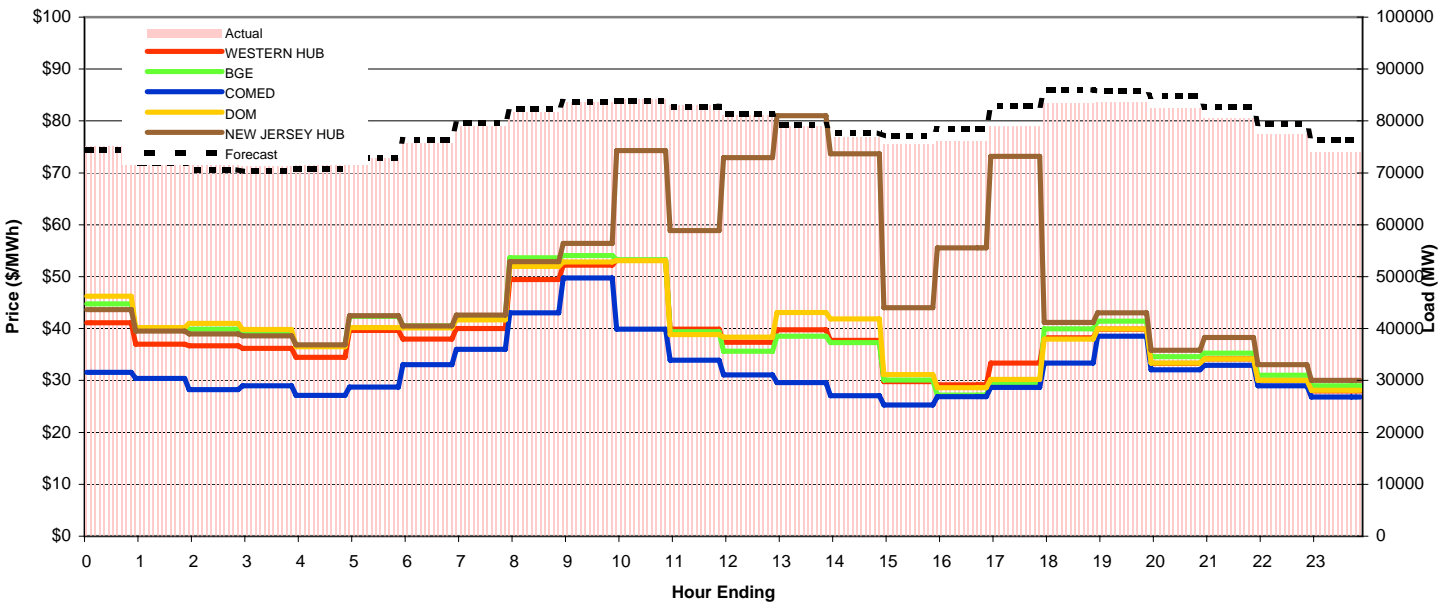
Day-Ahead Prices and Forecast Load

	HE1	HE2	HE3	HE4	HE5	HE6	HE7	HE8	HE9	HE10	HE11	HE12	HE13	HE14	HE15	HE16	HE17	HE18	HE19	HE20	HE21	HE22	HE23	HE24	avg all/peak
WESTERN HUB	46.39	43.78	44.96	41.88	42.81	45.38	51.14	57.12	64.62	69.22	66.15	55.98	50.59	46.56	42.89	41.42	46.93	62.85	71.20	65.53	59.06	51.87	47.98	42.89	52 / 56
BGE	49.041	44.955	47.611	43.585	44.744	48.36	56.228	64.076	72.509	77.404	71.875	57.731	52.141	48.631	46.065	44.243	47.044	60.554	75.062	67.178	59.471	52.858	44.519	44.596	55 / 59
COMED	31.759	32.512	31.2	29.628	28.977	29.828	32.542	40.832	45.362	54.213	52.079	42.096	36.621	32.107	29.987	29.528	30.851	39.414	53.45	50.982	45.93	39.137	33.33	30.346	38 / 41
DOM	49.8	44.659	48.598	43.643	44.439	48.311	55.857	64.643	74.55	77.919	70.349	55.44	50.017	47.875	45.99	43.572	46.346	57.677	73.537	66.346	57.132	50.721	41.722	44.46	54 / 58
NEW JERSEY HUB	54.09	49.91	50.71	45.84	46.31	49.89	55.05	61.93	69.07	75.44	74.50	63.62	60.31	54.41	48.60	47.19	51.99	68.81	86.29	74.32	66.16	57.73	49.88	53.24	59 / 63
DA Forecast	74.4	71.9	70.6	70.3	70.8	72.8	76.4	79.5	82.2	83.7	83.9	82.8	81.2	79.2	77.7	77.1	78.4	82.8	86.0	85.8	84.8	82.7	79.5	76.3	79 / 82



Preliminary Real-Time Prices with Forecasted and Actual System Load

	HE1	HE2	HE3	HE4	HE5	HE6	HE7	HE8	HE9	HE10	HE11	HE12	HE13	HE14	HE15	HE16	HE17	HE18	HE19	HE20	HE21	HE22	HE23	HE24	avg all/peak
WESTERN HUB	41.10	36.99	36.65	36.20	34.45	39.67	37.96	40.01	49.46	52.23	53.15	39.92	37.36	39.75	37.71	29.78	29.16	33.37	38.23	39.89	33.31	34.17	30.01	27.96	38 / 39
BGE	44.771	39.615	39.881	39.029	36.742	42.341	40.48	42.039	53.608	54.095	53.265	39.425	35.636	38.522	37.31	30.094	27.186	29.357	39.933	41.446	34.557	35.25	30.997	28.993	39 / 39
COMED	31.587	30.385	28.228	28.971	27.109	28.704	33.065	35.98	43.038	49.752	39.866	33.89	31.054	29.622	27.077	25.291	26.883	28.675	33.359	38.504	32.09	32.928	28.971	26.826	32 / 34
DOM	46.218	40.2	40.977	39.827	36.503	40.206	40.107	41.693	52	52.811	53.055	38.841	38.337	43.088	41.837	31.151	28.617	30.233	37.966	39.923	33.348	34.159	30.047	28.086	39 / 39
NEW JERSEY HUB	43.65	39.52	38.94	38.62	36.85	42.50	40.48	42.61	52.92	56.41	74.30	58.91	72.93	80.98	73.66	44.02	55.56	73.16	41.19	43.01	35.79	38.30	33.05	30.05	49 / 55
Percent Forecast	0.84	1.41	1.55	1.34	0.89	0.08	-0.81	-0.80	-0.73	-0.06	0.20	0.27	-0.20	-0.39	-1.10	-2.17	-3.14	-4.79	-3.10	-2.72	-2.87	-2.76	-2.59	-3.28	
RTLoad	75.061	72.899	71.712	71.212	71.42	72.901	75.791	78.894	81.633	83.606	84.106	82.978	81.084	78.917	76.86	75.469	76.021	79.036	83.418	83.517	82.397	80.488	77.456	73.909	



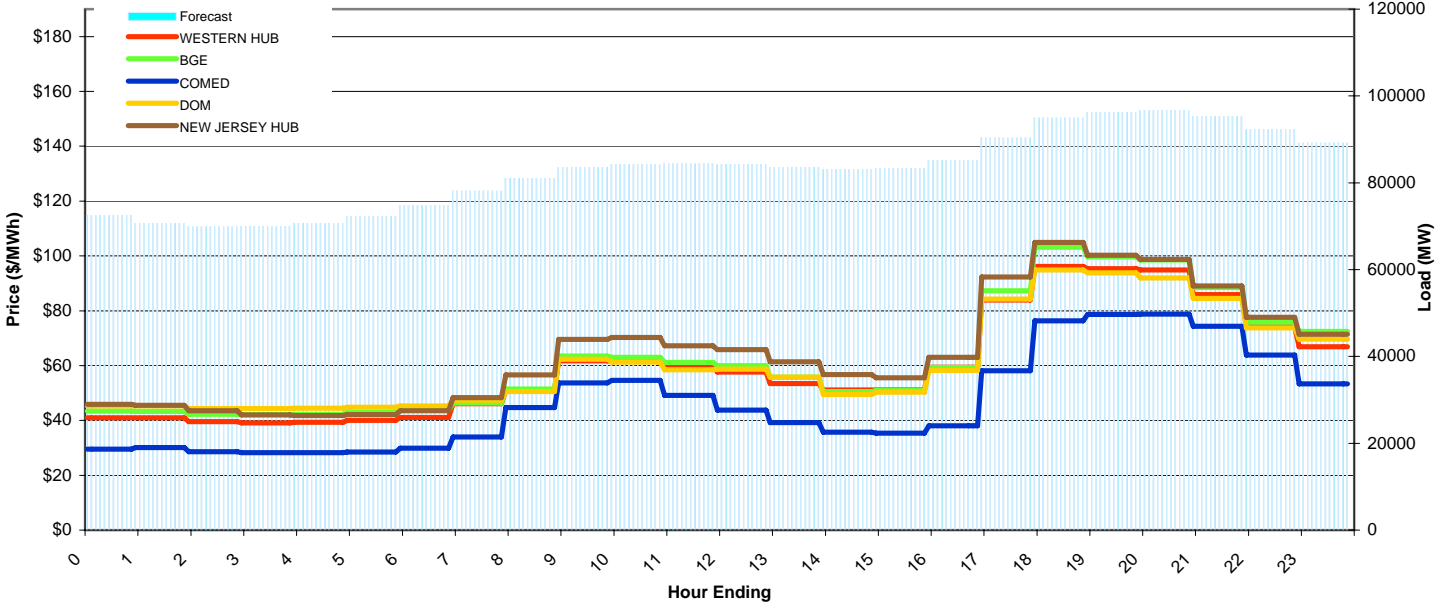
PJM Daily Report

Data for 10-Feb-2008

Price Color Codes: ≤0 ≥100 ≥200

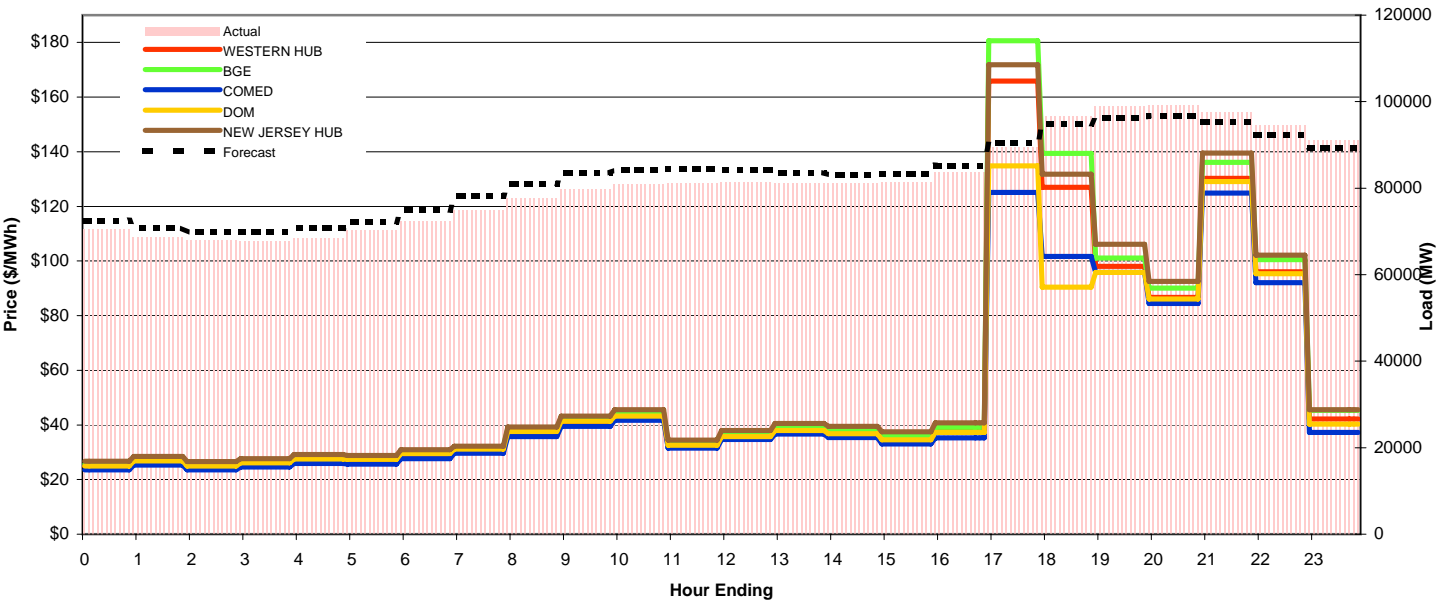
Day-Ahead Prices and Forecast Load

	HE1	HE2	HE3	HE4	HE5	HE6	HE7	HE8	HE9	HE10	HE11	HE12	HE13	HE14	HE15	HE16	HE17	HE18	HE19	HE20	HE21	HE22	HE23	HE24	avg all/peak
WESTERN HUB	40.92	40.94	39.51	39.14	39.39	40.07	41.07	46.11	51.06	61.75	61.60	60.16	57.69	53.48	51.09	51.08	59.42	83.90	96.13	95.30	94.90	85.85	74.08	66.92	60 / 68
BGE	43.358	43.32	42.256	42.169	42.278	42.964	43.65	46.301	51.417	63.515	62.97	61.16	59.961	55.786	50.515	50.87	59.293	87.309	103.11	99.621	98.49	88.458	75.85	72.418	62 / 70
COMED	29.524	30.119	28.584	28.256	28.233	28.463	29.838	33.948	44.662	53.663	54.578	49.088	43.734	39.206	35.765	35.307	38.105	58.144	76.31	78.664	78.795	74.363	63.821	53.361	46 / 54
DOM	45.279	45.299	44.301	44.379	44.457	44.788	45.284	47.432	50.52	62.308	61.248	58.516	58.713	55.78	49.508	50.259	58.294	84.256	94.84	93.795	91.952	84.508	73.802	69.699	61 / 67
NEW JERSEY HUB	45.83	45.54	43.56	42.04	41.83	42.10	43.50	48.29	56.57	69.60	70.21	67.19	65.81	61.39	56.72	55.55	63.00	92.28	104.87	100.19	98.76	89.02	77.57	71.45	65 / 74
DA Forecast	72.5	70.7	69.8	69.9	70.7	72.2	74.9	78.1	81.0	83.5	84.3	84.4	84.3	83.6	83.1	83.3	85.2	90.3	95.0	96.2	96.7	95.3	92.4	89.2	83 / 87



Preliminary Real-Time Prices with Forecasted and Actual System Load

	HE1	HE2	HE3	HE4	HE5	HE6	HE7	HE8	HE9	HE10	HE11	HE12	HE13	HE14	HE15	HE16	HE17	HE18	HE19	HE20	HE21	HE22	HE23	HE24	avg all/peak
WESTERN HUB	24.82	26.56	24.83	25.92	27.27	27.05	29.03	30.57	37.04	40.62	42.68	32.25	35.61	37.95	36.92	34.88	37.83	165.83	126.97	98.04	86.67	130.26	96.03	42.18	54 / 67
BGE	25.701	27.508	25.711	26.818	28.243	28.075	30.228	31.88	38.644	42.453	44.384	33.509	36.928	39.234	38.154	36.027	39.098	180.61	139.42	101.06	90.096	136.16	100.51	45.289	57 / 71
COMED	23.582	25.333	23.56	24.593	25.84	25.652	27.691	29.628	35.738	39.423	41.652	31.495	34.634	36.661	35.432	33.056	35.305	125.09	101.65	95.867	84.475	124.83	92.069	37.306	50 / 61
DOM	24.931	26.767	24.989	26.088	27.494	27.37	29.486	31.135	37.66	41.33	43.217	32.513	35.732	37.934	36.75	34.561	37.232	134.79	90.446	95.853	86.114	129.11	95.372	40.304	51 / 62
NEW JERSEY HUB	26.71	28.48	26.64	27.70	29.14	28.85	30.88	32.22	39.29	43.19	45.60	34.39	37.96	40.52	39.51	37.44	40.82	171.81	131.80	106.14	92.55	139.47	102.19	45.59	57 / 71
Percent Forecast	-2.64	-2.91	-2.88	-3.16	-3.27	-2.91	-3.55	-4.30	-4.27	-4.59	-4.08	-4.10	-3.59	-2.91	-2.56	-2.20	-1.78	-1.02	1.69	2.79	2.39	2.31	2.24	2.15	
RTLoad	70.61	68.71	67.89	67.8	68.468	70.177	72.307	74.925	77.723	79.857	80.958	81.104	81.378	81.257	81.001	81.482	83.719	89.417	96.583	98.969	99.102	97.601	94.482	91.16	



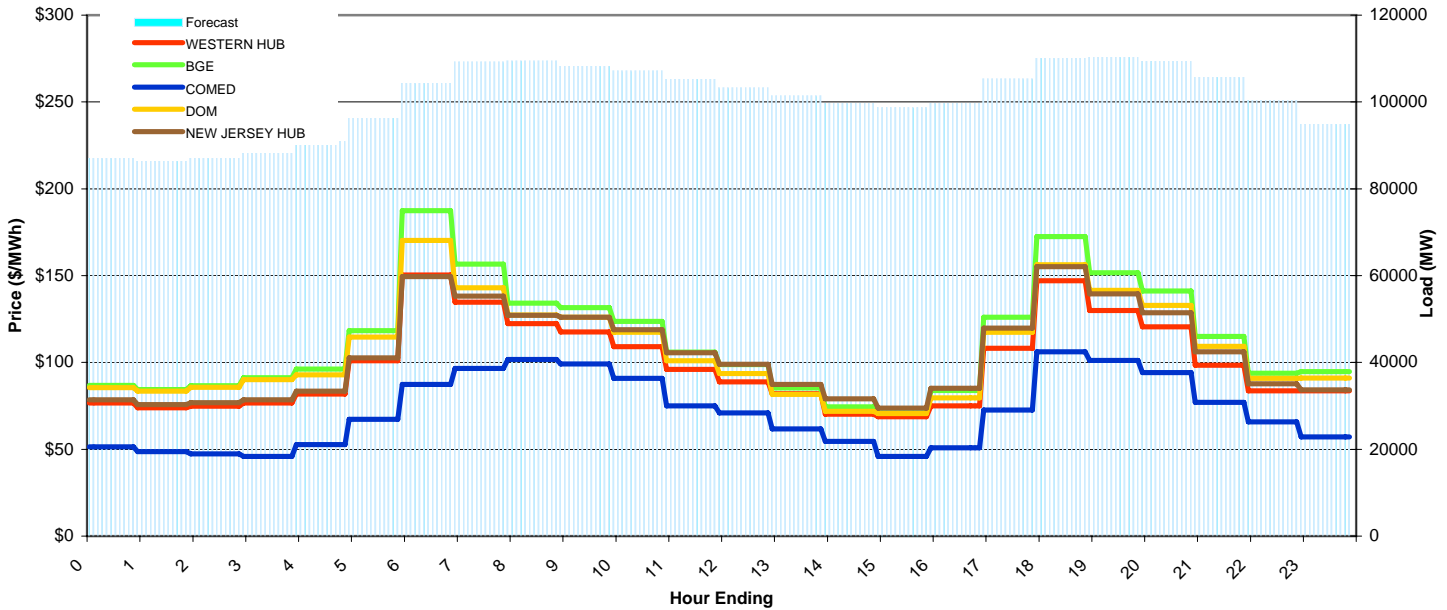
PJM Daily Report

Data for 11-Feb-2008

Price Color Codes: ≤0 ≥100 ≥200

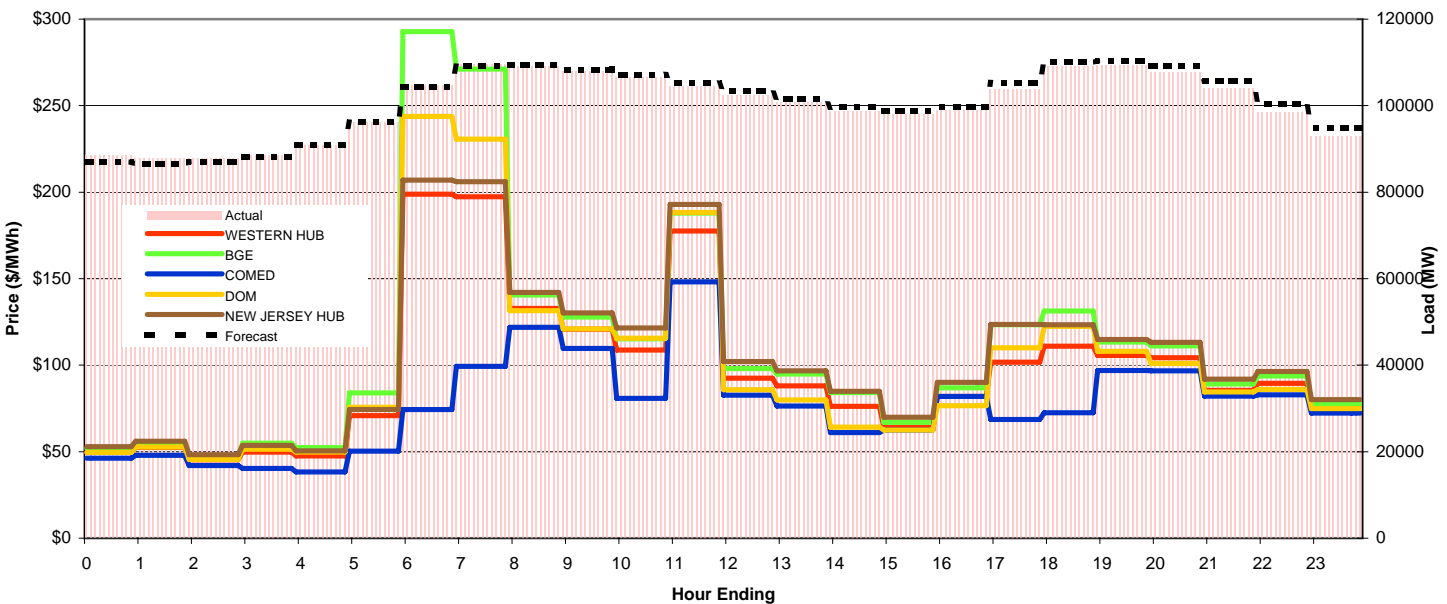
Day-Ahead Prices and Forecast Load

	HE1	HE2	HE3	HE4	HE5	HE6	HE7	HE8	HE9	HE10	HE11	HE12	HE13	HE14	HE15	HE16	HE17	HE18	HE19	HE20	HE21	HE22	HE23	HE24	avg all/peak
WESTERN HUB	76.59	73.97	74.85	76.75	81.80	101.00	150.43	134.79	122.45	117.50	109.02	96.10	88.76	81.96	70.30	68.73	75.00	108.11	147.01	130.00	120.58	98.37	83.59	83.61	99 / 103
BGE	86.777	84.437	86.574	91.15	96.22	118.35	187.42	156.55	134.16	131.51	123.57	105.98	98.806	85.246	74.357	70.972	83.801	126.04	172.53	151.72	141.24	114.99	93.827	94.759	113 / 117
COMED	51.496	48.719	47.279	45.888	52.713	67.303	87.351	96.509	101.69	99.097	90.835	75.065	70.977	61.779	54.541	45.944	50.785	72.63	106.09	101.08	94.193	77.02	65.781	57.216	72 / 79
DOM	85.508	83.453	85.597	90.108	92.948	114.55	170.19	143.09	127.29	125.96	117.43	101.06	93.567	81.712	71.943	70.653	79.563	117.38	156.29	141.51	132.78	109.36	90.799	90.993	107 / 110
NEW JERSEY HUB	78.42	75.65	76.91	78.50	83.39	102.70	149.44	138.19	127.21	125.98	118.81	105.52	98.87	87.27	79.04	73.70	85.15	119.70	155.25	139.54	128.64	106.17	87.72	84.17	104 / 111
DA Forecast	87.0	86.4	87.1	88.2	90.9	96.2	104.3	109.3	109.5	108.3	107.2	105.2	103.3	101.4	99.6	98.7	99.7	105.3	110.0	110.4	109.3	105.7	100.4	94.9	101 / 105



Preliminary Real-Time Prices with Forecasted and Actual System Load

	HE1	HE2	HE3	HE4	HE5	HE6	HE7	HE8	HE9	HE10	HE11	HE12	HE13	HE14	HE15	HE16	HE17	HE18	HE19	HE20	HE21	HE22	HE23	HE24	avg all/peak
WESTERN HUB	49.53	52.58	45.27	49.79	47.48	70.86	198.78	197.30	132.74	120.84	108.69	177.61	92.45	88.01	76.15	64.01	81.91	101.65	110.95	105.55	104.23	85.50	89.47	75.15	97 / 109
BGE	51.887	54.819	47.226	54.913	52.384	84.047	292.81	271.16	140.48	127.82	115.3	187.84	97.949	94.882	84.235	66.914	87.015	123.4	131.35	113.32	111.23	89.229	93.754	77.504	110 / 121
COMED	46.179	47.862	41.959	40.234	38.247	50.294	74.261	99.377	121.94	109.75	80.857	148.19	82.706	76.351	61.004	62.466	81.928	68.698	72.478	97.002	96.739	82.193	82.826	72.344	76 / 89
DOM	49.632	52.647	45.547	51.349	49.71	75.734	243.86	230.59	131.43	120.95	115.59	188.32	85.844	79.966	64.189	62.464	76.512	110.07	122.52	108.09	101.05	84.47	86.077	74.865	100 / 111
NEW JERSEY HUB	52.90	56.09	48.29	53.57	50.53	74.41	206.89	206.09	142.12	130.26	121.53	192.94	102.06	96.76	84.91	69.89	90.13	123.54	123.43	114.84	113.18	92.02	96.44	80.13	105 / 119
Percent Forecast	1.71	1.58	0.77	0.48	0.11	0.01	0.47	0.28	-0.24	-0.31	-0.56	-0.57	-0.77	-0.67	-0.87	-0.80	-0.72	-1.36	-0.83	-1.02	-1.46	-1.51	-1.81	-2.09	
RTLoad	88.493	87.801	87.738	88.599	90.958	96.184	104.78	109.58	109.19	107.96	106.56	104.57	102.5	100.74	98.764	97.919	98.991	103.91	109.13	109.24	107.72	104.12	98.58	92.913	



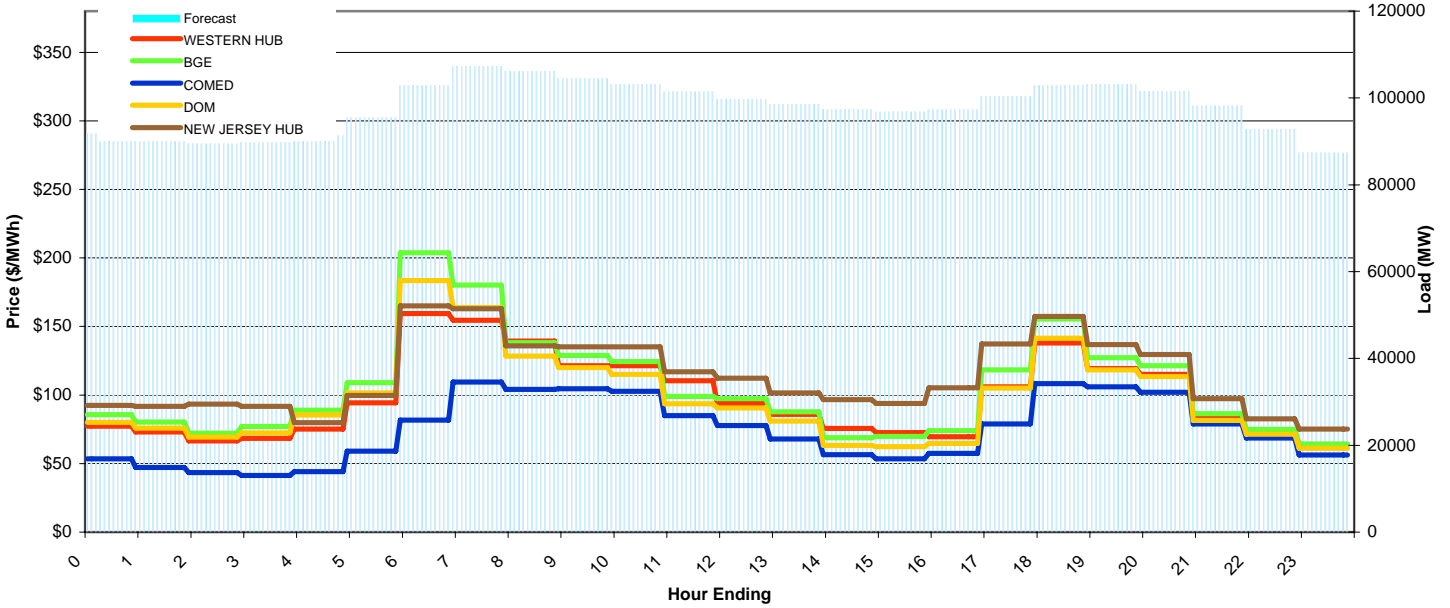
PJM Daily Report

Data for 12-Feb-2008

Price Color Codes: ≤0 ≥100 ≥200

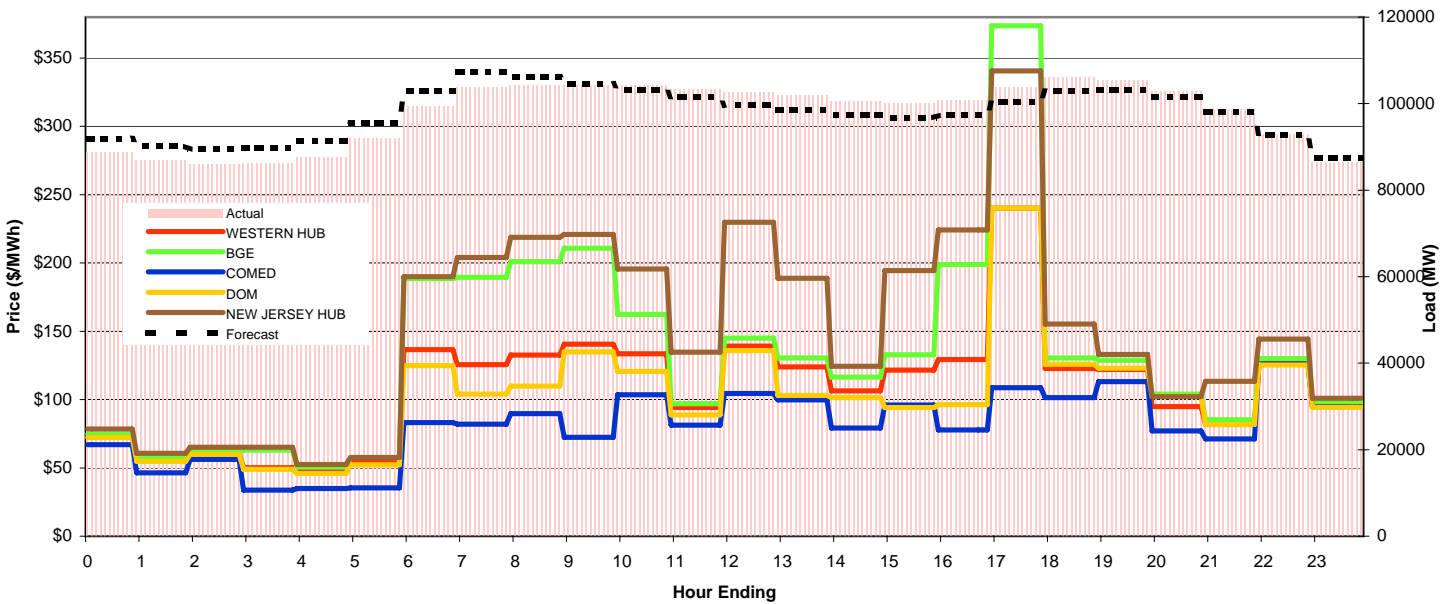
Day-Ahead Prices and Forecast Load

	HE1	HE2	HE3	HE4	HE5	HE6	HE7	HE8	HE9	HE10	HE11	HE12	HE13	HE14	HE15	HE16	HE17	HE18	HE19	HE20	HE21	HE22	HE23	HE24	avg all/peak
WESTERN HUB	77.23	73.08	66.63	68.32	75.15	94.30	159.42	154.48	139.30	121.31	121.30	110.36	93.85	85.98	75.54	72.66	69.59	105.86	137.99	119.37	115.00	84.20	73.08	63.93	98 / 105
BGE	85.654	80.295	72.181	77.013	88.96	109	203.78	180.14	138.11	128.76	124.3	98.867	97.406	87.701	68.887	69.677	73.978	118.39	155.46	127.22	121.31	86.423	75.021	64.079	106 / 109
COMED	53.357	47.194	43.494	41.364	44.132	59.029	81.663	109.42	104.06	104.53	102.67	85.05	77.612	67.942	56.471	53.347	57.458	78.895	108.42	105.97	102.1	78.987	68.732	56.198	75 / 85
DOM	80.081	75.835	69.302	72.349	85.508	101.58	183.55	163.85	128.41	119.98	115.05	93.583	90.512	81.038	63.143	62.342	64.62	105.15	141.52	118.43	113.47	81.397	71.484	61.196	98 / 101
NEW JERSEY HUB	92.44	91.76	93.37	91.70	79.91	99.78	164.95	162.89	135.93	135.12	135.19	117.02	112.36	101.52	96.70	93.87	105.34	137.32	157.24	136.74	129.60	97.34	82.65	75.08	114 / 121
DA Forecast	91.9	90.1	89.4	89.7	91.3	95.5	103.0	107.3	106.2	104.4	103.2	101.4	99.7	98.5	97.4	96.8	97.3	100.3	102.9	103.1	101.6	98.2	92.8	87.3	98 / 101



Preliminary Real-Time Prices with Forecasted and Actual System Load

	HE1	HE2	HE3	HE4	HE5	HE6	HE7	HE8	HE9	HE10	HE11	HE12	HE13	HE14	HE15	HE16	HE17	HE18	HE19	HE20	HE21	HE22	HE23	HE24	avg all/peak
WESTERN HUB	72.68	56.55	60.34	50.07	47.41	54.16	136.58	125.54	132.64	140.47	133.47	94.25	139.07	123.85	106.32	121.49	129.33	240.18	122.85	122.10	94.94	81.77	127.51	95.17	109 / 127
BGE	74.761	57.984	62.057	62.969	50.522	57.731	188.6	189.43	201.04	210.83	162.32	96.912	145.07	130.5	116.39	132.85	198.98	373.7	130.45	128.94	104.08	85.329	130.13	97.803	133 / 159
COMED	66.969	46.317	56.167	33.703	34.938	35.461	83.178	82.018	89.806	72.391	103.65	81.407	104.46	99.78	79.286	96.147	77.815	108.59	101.53	113.23	77.112	71.116	126.08	94.786	81 / 93
DOM	72.106	54.796	60.005	49.028	45.928	52.202	124.79	104.05	109.76	134.86	120.58	88.843	135.79	103	101.45	94.139	96.372	240.18	125.72	122.94	102.39	81.796	125.31	94.366	102 / 118
NEW JERSEY HUB	78.38	60.71	65.19	65.21	52.48	57.71	190.04	203.95	218.83	220.99	195.61	134.69	229.75	188.90	124.43	194.49	224.17	340.75	155.35	133.11	102.17	113.40	144.36	100.89	150 / 183
Percent Forecast	-3.39	-3.74	-3.87	-3.99	-4.17	-3.72	-3.54	-3.36	-1.84	-0.26	1.00	1.95	2.90	3.25	3.24	3.31	3.43	3.40	3.08	2.08	1.26	0.44	0.08	-1.06	
RTLoad	88.839	86.874	86.075	86.253	87.628	92.052	99.439	103.83	104.24	104.17	104.24	103.42	102.69	101.85	100.65	100.08	100.76	103.83	106.17	105.32	102.87	98.635	92.872	86.426	



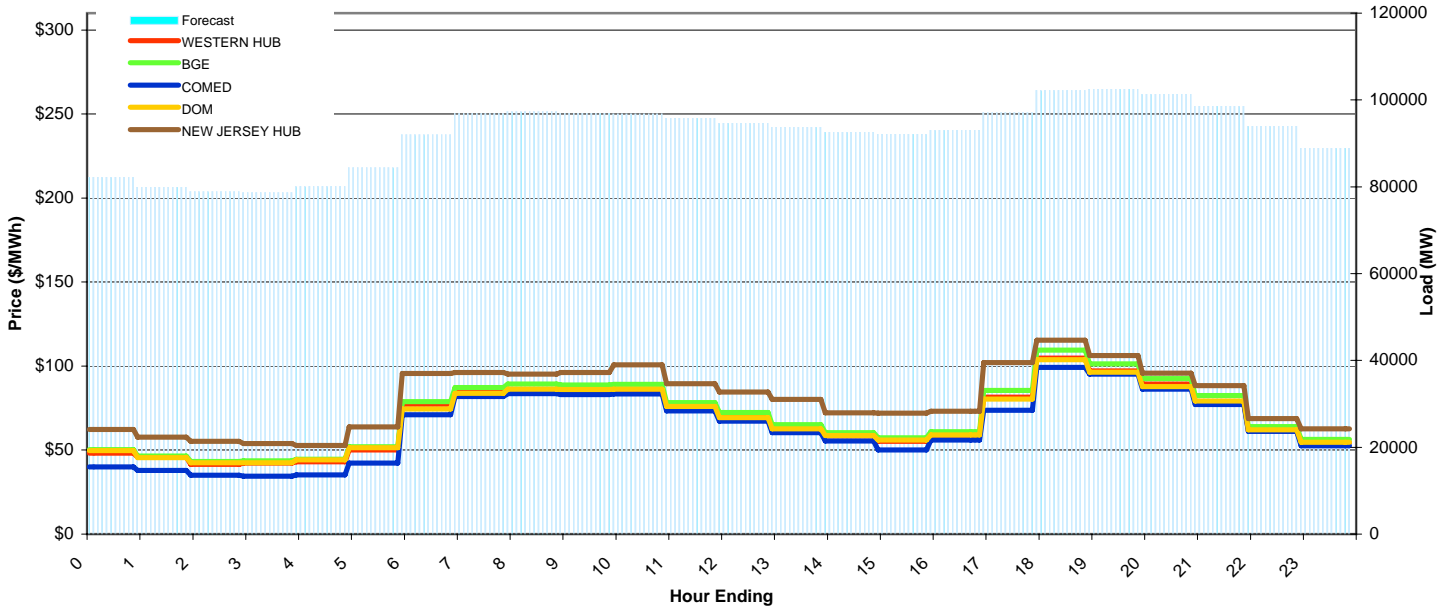
PJM Daily Report

Data for 13-Feb-2008

Price Color Codes: ≤0 ≥100 ≥200

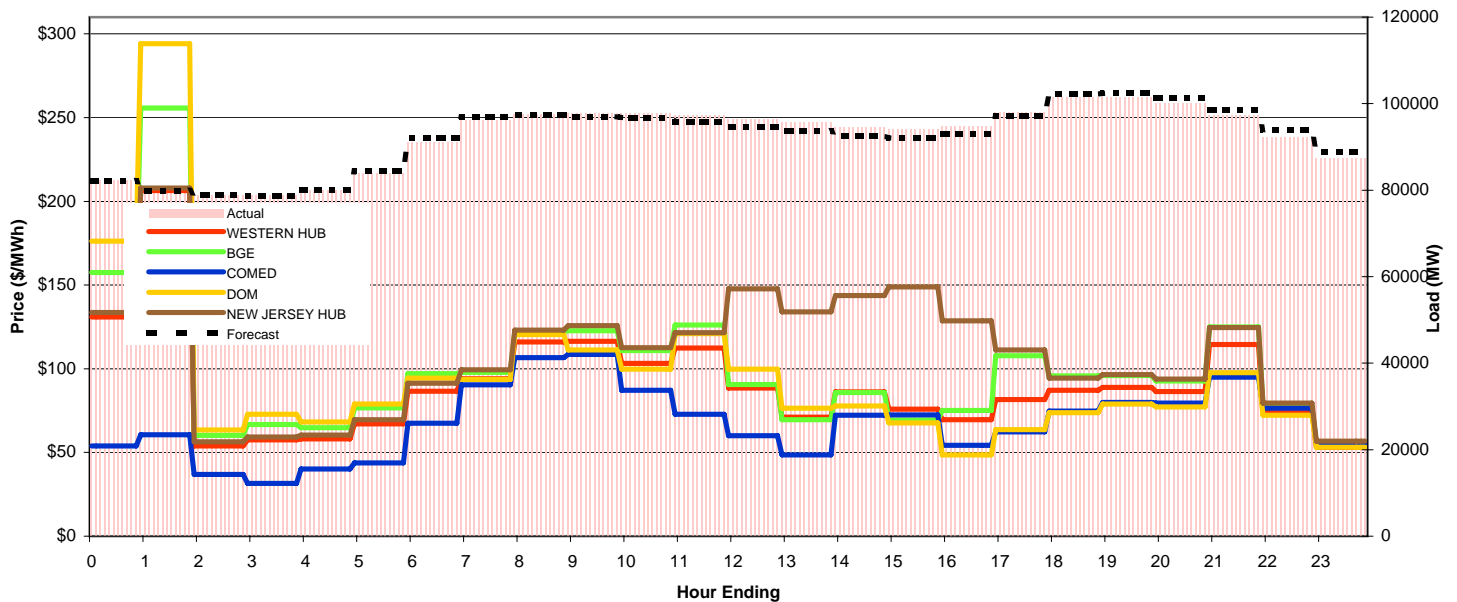
Day-Ahead Prices and Forecast Load

	HE1	HE2	HE3	HE4	HE5	HE6	HE7	HE8	HE9	HE10	HE11	HE12	HE13	HE14	HE15	HE16	HE17	HE18	HE19	HE20	HE21	HE22	HE23	HE24	avg all/peak
WESTERN HUB	48.15	45.65	41.54	42.36	43.07	50.00	77.24	84.87	86.07	85.00	84.48	74.90	70.33	63.65	58.51	55.28	58.93	81.42	104.70	97.14	89.23	78.44	61.54	54.39	68 / 77
BGE	50.184	46.502	43.279	43.563	44.621	51.942	78.827	87.2	89.273	88.815	89.027	78.3	72.381	65.134	60.43	57.364	60.888	85.506	109.56	101.22	92.492	82.495	63.985	56.281	71 / 80
COMED	39.964	37.932	35.087	34.553	35.221	42.335	71.051	81.86	83.505	82.928	83.337	73.389	67.194	60.399	55.334	50.107	55.9	73.643	99.161	95.165	86.269	77.047	61.09	52.593	64 / 74
DOM	49.755	45.474	42.374	42.524	44.137	51.389	74.447	83.769	86.265	86.035	86.178	76.028	69.38	62.644	58.598	56.004	58.98	80.425	103.84	96.275	87.734	79.259	62.07	54.56	68 / 77
NEW JERSEY HUB	62.18	57.63	55.14	53.80	52.77	63.77	95.55	96.08	95.20	96.11	100.76	89.54	84.57	80.21	72.23	71.93	73.11	101.97	115.46	106.35	95.74	88.42	68.68	62.63	81 / 90
DA Forecast	82.2	79.9	78.9	78.7	80.0	84.4	92.0	96.9	97.3	97.0	96.8	95.8	94.6	93.7	92.6	92.1	93.0	97.1	102.1	102.4	101.3	98.5	94.0	88.9	92 / 97



Preliminary Real-Time Prices with Forecasted and Actual System Load

	HE1	HE2	HE3	HE4	HE5	HE6	HE7	HE8	HE9	HE10	HE11	HE12	HE13	HE14	HE15	HE16	HE17	HE18	HE19	HE20	HE21	HE22	HE23	HE24	avg all/peak
WESTERN HUB	130.91	206.44	53.99	57.53	58.14	67.04	86.58	93.99	116.07	116.46	103.29	112.37	88.43	71.01	86.23	75.83	69.53	81.69	87.09	88.85	86.37	114.55	74.73	53.15	91 / 92
BGE	157.51	255.78	60.208	66.718	64.821	76.721	97.03	97.769	122.06	122.64	110.93	126.22	90.673	69.519	85.818	69.47	75.102	107.87	95.675	96.024	92.703	125.02	77.931	54.668	100 / 98
COMED	53.829	60.498	36.934	31.467	40.041	43.735	67.43	90.467	106.63	108.63	87.232	72.911	59.928	48.499	72.213	72.502	54.316	62.25	74.643	79.885	79.494	94.892	76.477	54.82	68 / 78
DOM	176.18	294.21	63.374	72.748	68.22	78.957	94.433	93.662	120.38	111.25	99.789	120.93	99.776	76.393	77.692	67.586	48.639	63.603	73.853	78.884	77.243	97.608	72.166	53.107	95 / 86
NEW JERSEY HUB	133.64	208.01	56.46	59.29	60.47	69.50	91.26	99.36	123.02	125.78	112.61	121.58	147.68	133.98	143.76	148.81	128.58	111.17	94.48	96.49	93.94	124.67	79.42	56.72	109 / 118
Percent Forecast	0.08	0.00	-0.15	0.02	-0.14	-0.48	-1.10	-0.82	0.23	0.85	1.04	1.55	1.82	2.01	2.00	2.01	1.91	1.01	-0.63	-0.94	-1.25	-1.29	-1.76	-1.78	
RTLoad	82.247	79.928	78.744	78.694	79.902	84.006	90.998	96.078	97.5	97.846	97.817	97.287	96.382	95.585	94.46	93.947	94.858	98.09	101.5	101.47	100.09	97.264	92.344	87.347	



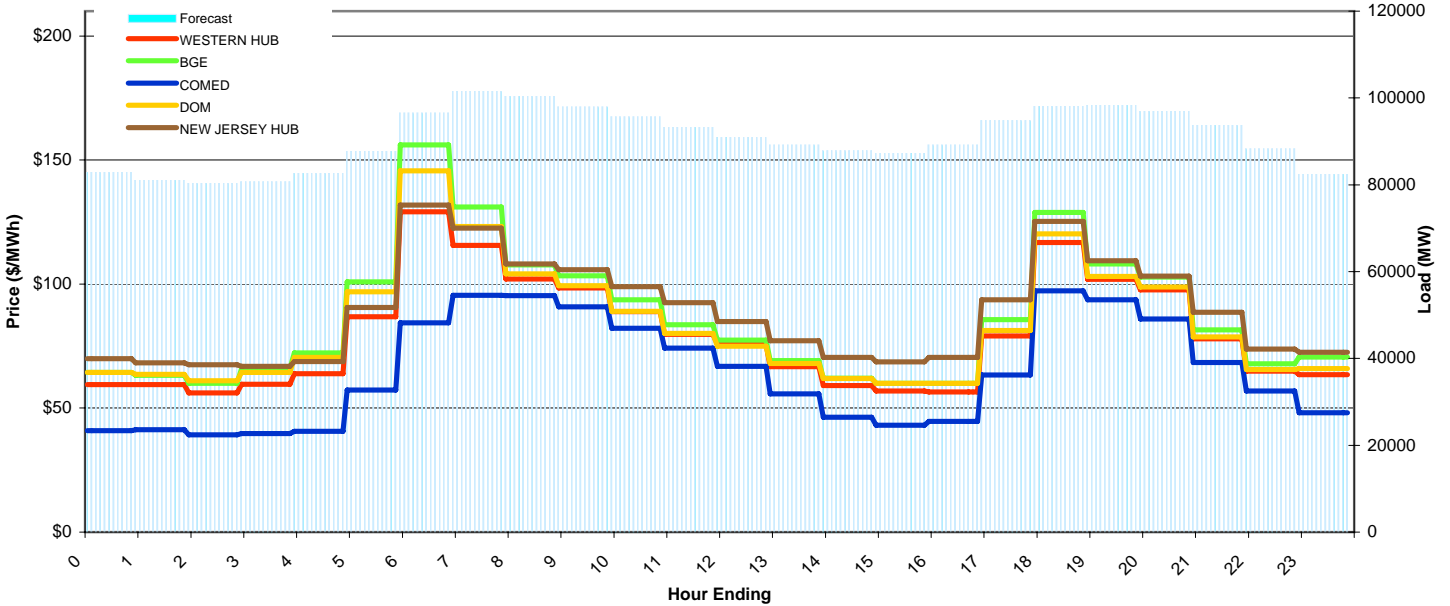
PJM Daily Report

Data for 14-Feb-2008

Price Color Codes: ≤0 ≥100 ≥200

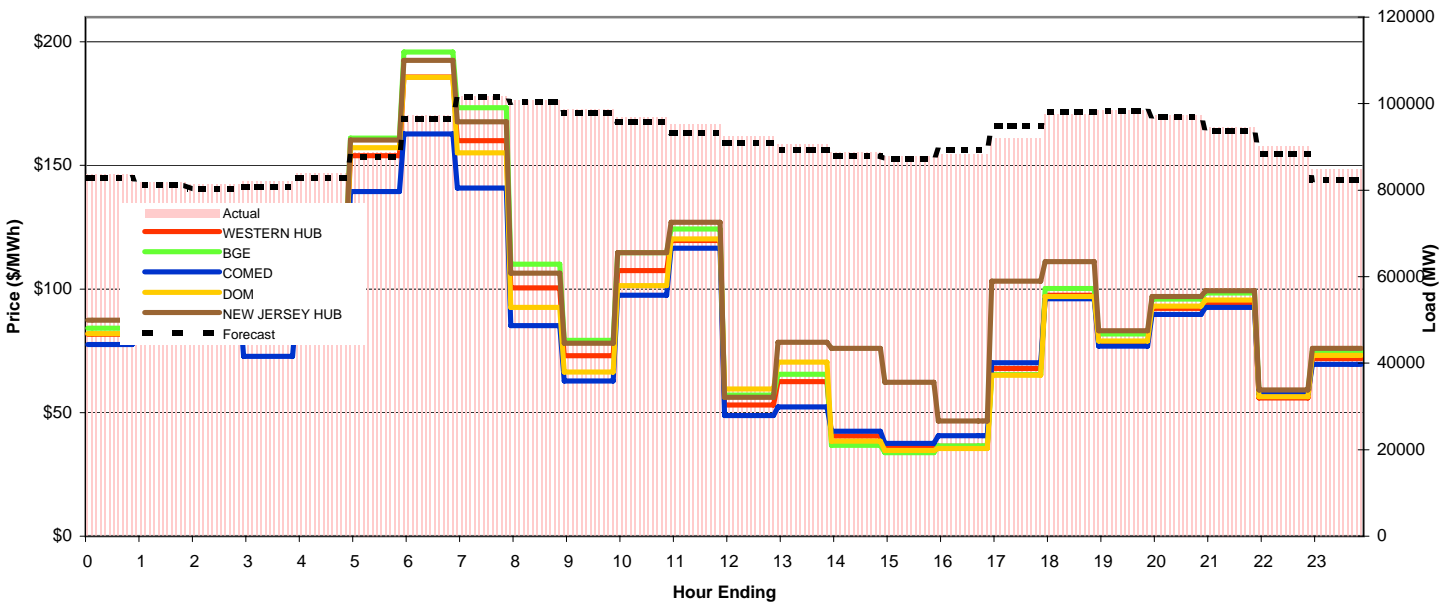
Day-Ahead Prices and Forecast Load

	HE1	HE2	HE3	HE4	HE5	HE6	HE7	HE8	HE9	HE10	HE11	HE12	HE13	HE14	HE15	HE16	HE17	HE18	HE19	HE20	HE21	HE22	HE23	HE24	avg all/peak
WESTERN HUB	59.48	59.42	56.06	59.65	63.89	86.80	129.10	115.61	102.07	98.45	88.89	79.69	75.67	66.70	59.12	56.83	56.52	79.13	116.78	101.96	97.69	77.94	64.87	63.46	80 / 84
BGE	64.402	63.169	60.028	65.92	72.236	100.91	156.02	131.11	107.66	103.27	93.591	83.614	77.439	69.174	62.028	59.938	59.988	85.592	128.83	108.15	102.84	81.52	67.851	70.498	86 / 89
COMED	40.918	41.287	39.195	39.669	40.571	57.29	84.373	95.492	95.275	90.87	82.109	74.162	66.857	55.764	46.32	43.141	44.63	63.351	97.255	93.705	85.939	68.302	56.912	48.084	65 / 73
DOM	64.344	63.554	61.064	64.386	70.428	96.846	145.68	123.18	104.15	99.261	89.036	80.134	74.914	68.039	61.932	60.038	60.039	81.241	120.24	103.02	98.851	78.723	65.576	65.938	83 / 86
NEW JERSEY HUB	69.88	68.23	67.47	66.80	68.73	90.57	131.79	122.57	108.11	105.82	98.99	92.52	84.83	77.17	70.42	68.63	70.47	93.61	125.26	109.39	103.21	88.65	73.79	72.52	89 / 93
DA Forecast	82.8	81.1	80.4	80.7	82.7	87.8	96.5	101.5	100.4	98.0	95.7	93.2	90.9	89.2	87.9	87.2	89.2	94.8	98.1	98.3	97.0	93.7	88.3	82.4	91 / 94



Preliminary Real-Time Prices with Forecasted and Actual System Load

	HE1	HE2	HE3	HE4	HE5	HE6	HE7	HE8	HE9	HE10	HE11	HE12	HE13	HE14	HE15	HE16	HE17	HE18	HE19	HE20	HE21	HE22	HE23	HE24	avg all/peak
WESTERN HUB	81.63	116.23	103.30	78.48	111.73	153.97	185.80	160.02	100.49	73.07	107.41	119.65	53.12	62.52	40.53	36.06	36.43	67.81	97.55	78.52	92.18	94.56	55.89	71.90	91 / 80
BGE	84.092	119.83	106.85	81.578	116.37	161.04	195.85	173.31	110.11	79.291	114.66	124.33	57.071	65.523	36.81	33.732	36.506	65.429	100.17	81.826	95.966	98.393	58.3	74.886	95 / 83
COMED	77.588	111.05	97.429	72.729	94.934	139.4	162.76	140.9	85.213	62.857	97.526	116.52	48.806	52.317	42.41	37.574	40.655	70.127	96.086	76.912	89.756	92.563	57.299	69.52	85 / 75
DOM	81.989	117.26	103.87	79.073	112.89	157.21	185.62	155.05	92.62	66.458	101.37	120.32	59.543	70.471	38.436	34.646	35.49	65.072	96.992	78.951	93.056	95.567	56.478	73.146	90 / 79
NEW JERSEY HUB	87.41	123.45	110.15	83.59	118.10	160.28	192.57	167.65	106.39	78.05	114.65	127.01	56.18	78.44	76.03	62.26	46.67	103.18	111.11	83.18	97.01	99.35	59.14	75.98	101 / 92
Percent Forecast	0.94	0.85	1.25	1.48	1.31	1.26	0.73	0.22	0.33	0.69	1.15	2.05	1.75	1.50	1.13	0.71	-1.00	-2.99	-0.49	0.15	0.42	1.02	2.00	2.90	
RTLoad	83.61	81.788	81.391	81.942	83.789	88.888	97.251	101.72	100.74	98.632	96.81	95.16	92.487	90.576	88.875	87.84	88.339	92.055	97.613	98.449	97.363	94.651	90.116	84.853	



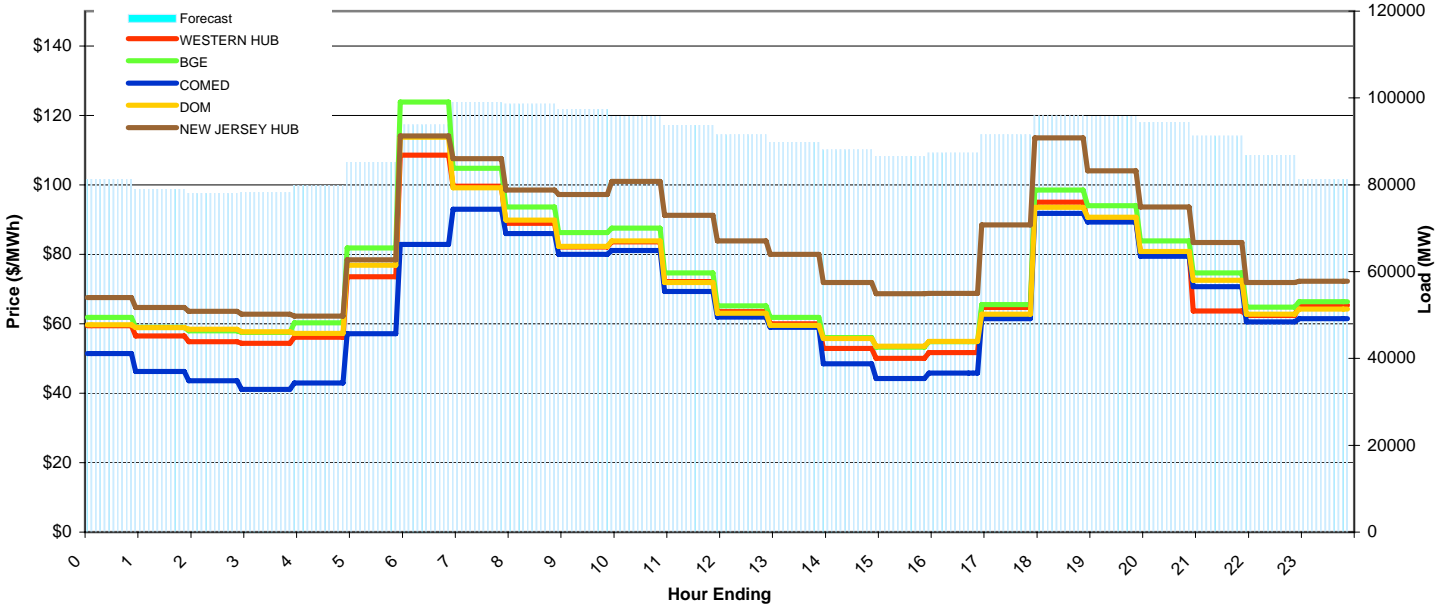
PJM Daily Report

Data for 15-Feb-2008

Price Color Codes: ≤0 ≥100 ≥200

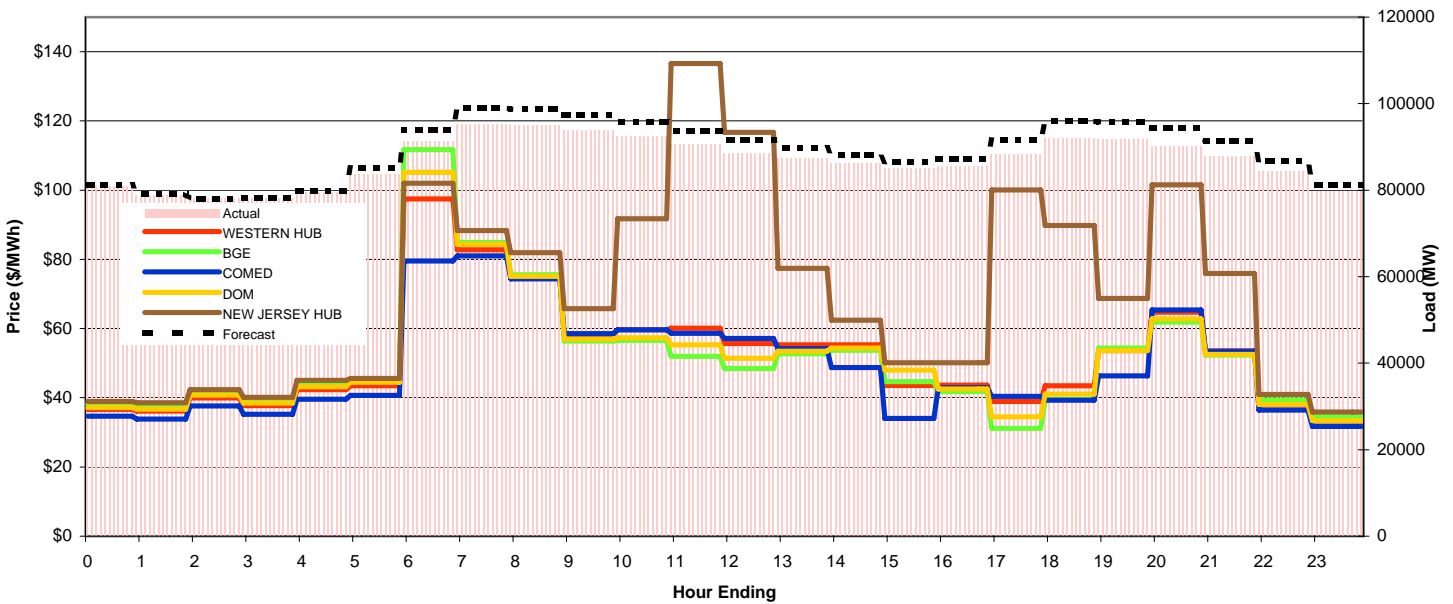
Day-Ahead Prices and Forecast Load

	HE1	HE2	HE3	HE4	HE5	HE6	HE7	HE8	HE9	HE10	HE11	HE12	HE13	HE14	HE15	HE16	HE17	HE18	HE19	HE20	HE21	HE22	HE23	HE24	avg all/peak
WESTERN HUB	59.44	56.48	54.80	54.38	56.07	73.51	108.53	99.62	88.92	82.09	83.61	72.17	63.48	60.00	52.92	50.04	51.69	64.66	95.00	89.59	80.65	63.64	62.35	65.33	70 / 73
BGE	61.84	58.987	57.935	57.469	60.245	81.849	123.82	104.8	93.591	86.198	87.558	74.668	65.146	61.832	55.996	53.291	54.842	65.467	98.532	93.95	83.815	74.66	64.73	66.319	74 / 76
COMED	51.423	46.241	43.606	41.139	42.905	57.111	82.834	92.971	85.948	79.943	81.043	69.265	61.902	58.93	48.437	44.241	45.782	61.416	91.784	89.306	79.404	70.667	60.498	61.432	65 / 70
DOM	59.663	58.9	58.4	57.649	57.244	76.888	113.67	99.176	89.82	82.241	83.861	71.897	63.025	59.511	55.744	53.572	54.952	62.771	93.532	90.636	80.829	72.507	62.733	64.193	72 / 74
NEW JERSEY HUB	67.53	64.71	63.55	62.74	62.23	78.42	114.07	107.48	98.54	97.19	100.94	91.20	83.85	80.01	71.89	68.64	68.74	88.42	113.49	104.02	93.58	83.35	71.90	72.27	84 / 89
DA Forecast	81.2	79.0	78.0	78.2	79.9	85.2	93.9	99.0	98.7	97.3	95.7	93.7	91.5	89.7	88.1	86.5	87.3	91.6	95.9	95.8	94.4	91.3	86.8	81.3	89 / 93



Preliminary Real-Time Prices with Forecasted and Actual System Load

	HE1	HE2	HE3	HE4	HE5	HE6	HE7	HE8	HE9	HE10	HE11	HE12	HE13	HE14	HE15	HE16	HE17	HE18	HE19	HE20	HE21	HE22	HE23	HE24	avg all/peak
WESTERN HUB	36.58	36.17	39.93	37.72	42.40	43.51	97.49	82.73	74.94	58.14	59.62	60.08	55.68	55.32	55.31	43.57	43.62	38.93	43.50	53.59	64.74	53.51	37.90	33.28	52 / 55
BGE	38.125	37.655	41.591	39.312	44.078	45.406	111.69	84.921	75.596	56.445	56.585	51.953	48.488	52.688	53.772	44.704	41.79	31.185	39.516	54.401	61.841	52.331	39.394	34.485	52 / 53
COMED	34.69	33.824	37.612	35.229	39.556	40.71	79.549	80.986	74.36	58.549	59.636	58.606	57.196	54.208	48.71	34.013	42.954	40.428	39.273	46.31	65.35	53.407	36.428	31.735	49 / 53
DOM	37.17	36.672	40.749	38.49	43.2	44.502	105.12	84.323	75.138	57.009	57.334	55.3	51.391	53.426	54.365	48.033	42.579	34.475	41.081	53.604	62.747	52.514	38.065	33.421	52 / 54
NEW JERSEY HUB	38.96	38.58	42.39	40.12	45.06	45.61	101.97	88.32	81.93	65.79	91.73	136.62	116.72	77.40	62.45	50.16	50.17	100.02	89.75	68.69	101.55	75.95	40.99	35.90	70 / 81
Percent Forecast	-0.41	-0.12	0.00	-0.19	-0.56	-1.66	-2.76	-3.97	-3.92	-3.81	-3.50	-3.51	-3.31	-2.78	-2.27	-1.66	-2.12	-3.78	-4.32	-4.33	-4.62	-3.91	-3.02	-1.98	
RTLoad	80.871	78.897	78.027	78.094	79.453	83.761	91.329	95.229	94.942	93.768	92.489	90.565	88.607	87.321	86.103	85.136	85.513	88.243	91.94	91.84	90.205	87.848	84.257	79.701	



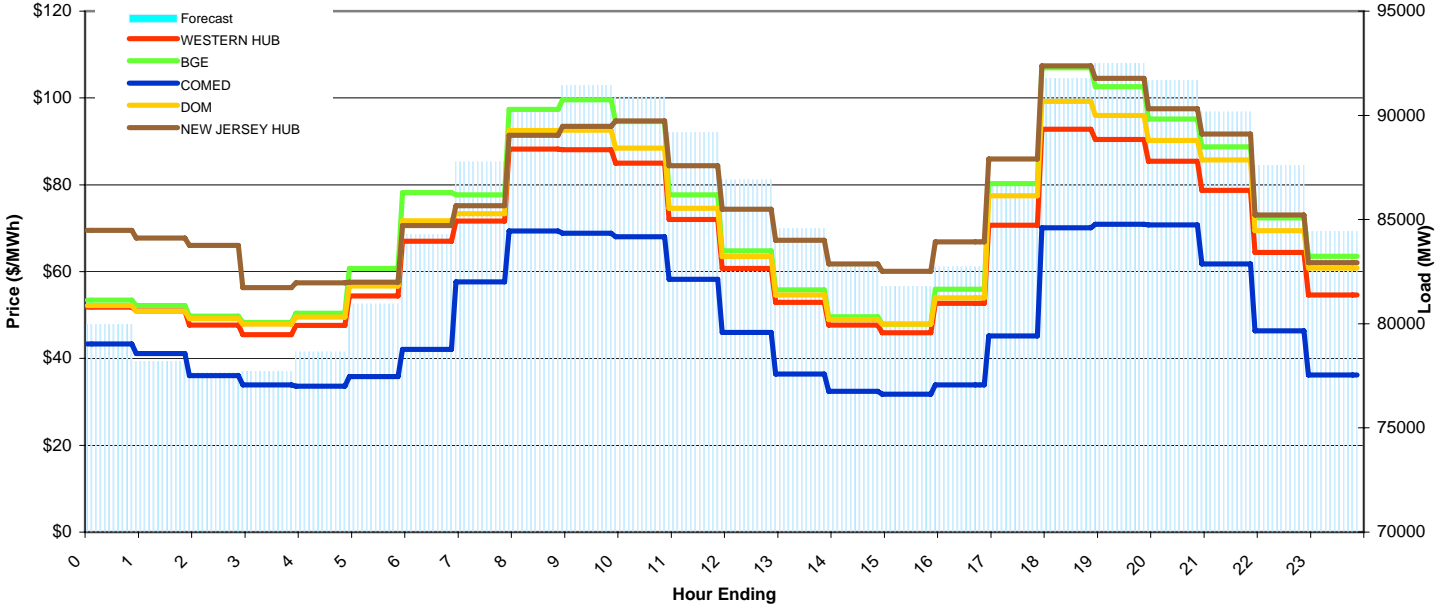
PJM Daily Report

Data for 16-Feb-2008

Price Color Codes: ≤0 ≥100 ≥200

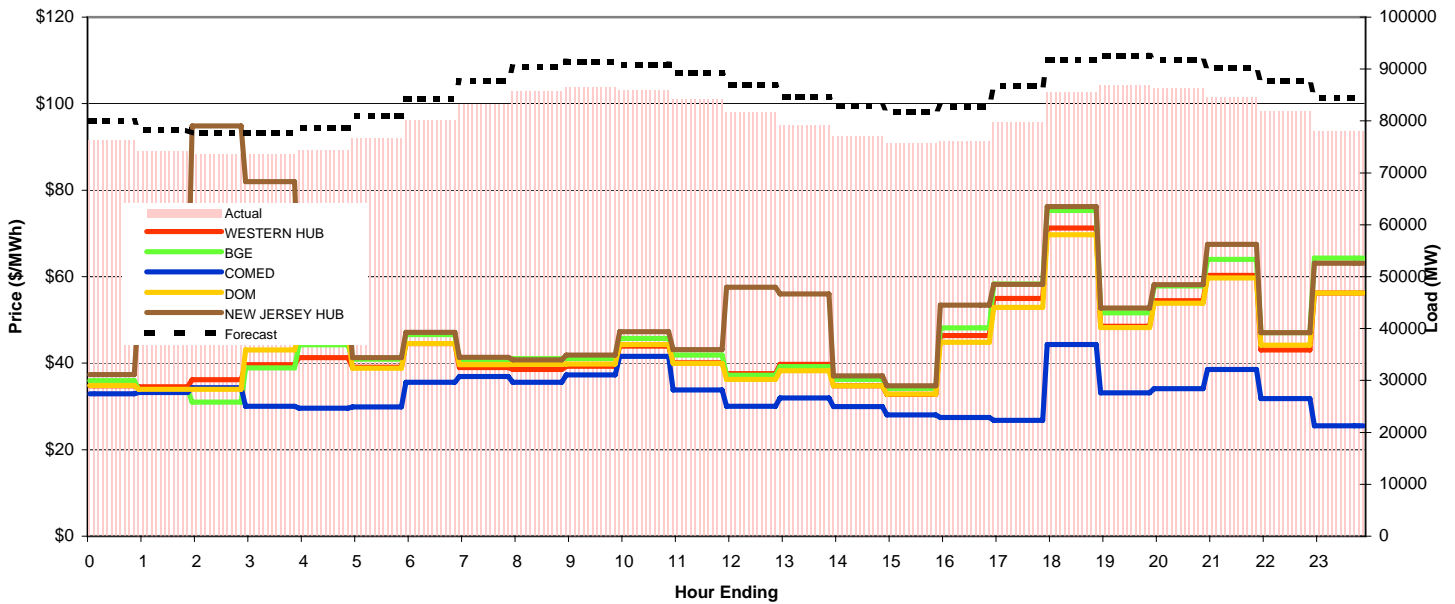
Day-Ahead Prices and Forecast Load

	HE1	HE2	HE3	HE4	HE5	HE6	HE7	HE8	HE9	HE10	HE11	HE12	HE13	HE14	HE15	HE16	HE17	HE18	HE19	HE20	HE21	HE22	HE23	HE24	avg all/peak
WESTERN HUB	51.83	50.90	47.72	45.50	47.64	54.40	67.00	71.63	88.23	88.12	85.00	72.01	60.71	52.96	47.71	45.88	52.73	70.67	92.81	90.48	85.42	78.74	64.42	54.63	65 / 72
BGE	53.404	52.158	49.718	48.267	50.408	60.715	78.189	77.677	97.336	99.603	94.589	77.714	64.767	55.788	49.629	47.904	55.975	80.26	106.97	102.57	95.15	88.783	72.381	63.57	72 / 79
COMED	43.368	41.145	36.061	33.895	33.597	35.791	42.089	57.613	69.362	68.851	68.031	58.259	46.008	36.38	32.465	31.767	33.905	45.189	70.125	70.925	70.783	61.774	46.336	36.181	49 / 54
DOM	52.165	50.869	49.133	47.894	49.537	56.715	71.725	73.338	92.537	92.556	88.45	74.607	63.441	54.625	48.923	47.903	53.97	77.466	99.199	95.935	90.235	85.725	69.456	60.816	69 / 76
NEW JERSEY HUB	69.54	67.76	66.05	56.30	57.43	57.60	70.63	75.17	91.42	93.49	94.71	84.37	74.37	67.24	61.79	60.08	66.82	85.96	107.40	104.53	97.52	91.69	73.03	62.06	77 / 83
DA Forecast	80.0	78.2	77.6	77.7	78.6	81.0	84.3	87.8	90.4	91.4	90.9	89.2	86.9	84.6	82.8	81.8	82.7	86.7	91.8	92.5	91.7	90.2	87.6	84.4	85 / 88



Preliminary Real-Time Prices with Forecasted and Actual System Load

	HE1	HE2	HE3	HE4	HE5	HE6	HE7	HE8	HE9	HE10	HE11	HE12	HE13	HE14	HE15	HE16	HE17	HE18	HE19	HE20	HE21	HE22	HE23	HE24	avg all/peak
WESTERN HUB	34.76	34.55	36.18	39.66	41.28	39.05	44.55	39.03	38.56	39.27	43.97	40.07	37.57	39.69	34.80	32.78	46.39	54.97	71.22	48.54	54.42	60.30	43.08	56.20	44 / 45
BGE	35.97	33.851	31.034	38.909	44.23	40.889	46.592	40.687	41.054	41.025	45.757	41.868	37.208	39.192	36.221	34.195	48.137	58.265	75.294	51.643	57.875	63.963	47.08	64.319	46 / 47
COMED	32.909	33.234	34.363	30.068	29.573	29.872	35.588	36.932	35.558	37.272	41.579	33.83	30.059	31.964	29.996	28.053	27.476	26.75	44.3	33.121	34.092	38.567	31.781	25.539	33 / 34
DOM	34.858	33.943	33.948	43.037	46.58	38.856	44.55	39.67	39.738	39.839	44.309	39.967	36.261	38.263	34.753	32.83	44.806	52.921	69.712	48.266	53.835	59.735	44.188	56.205	44 / 45
NEW JERSEY HUB	37.39	52.72	94.86	81.97	55.12	41.27	47.15	41.39	40.79	41.89	47.29	43.10	57.58	56.04	37.08	34.75	53.43	58.22	76.22	52.74	58.17	67.47	47.03	63.09	54 / 51
Percent Forecast	-4.98	-5.38	-5.64	-5.79	-5.75	-5.58	-5.07	-5.51	-5.55	-5.61	-5.80	-6.08	-6.30	-6.82	-7.39	-7.95	-8.67	-8.83	-7.25	-6.50	-6.21	-6.55	-7.00	-8.16	
RTLoad	76.194	74.213	73.5	73.475	74.372	76.673	80.223	83.174	85.615	86.589	85.893	84.075	81.753	79.19	77.106	75.783	76.131	79.638	85.589	86.868	86.326	84.615	81.881	78.069	



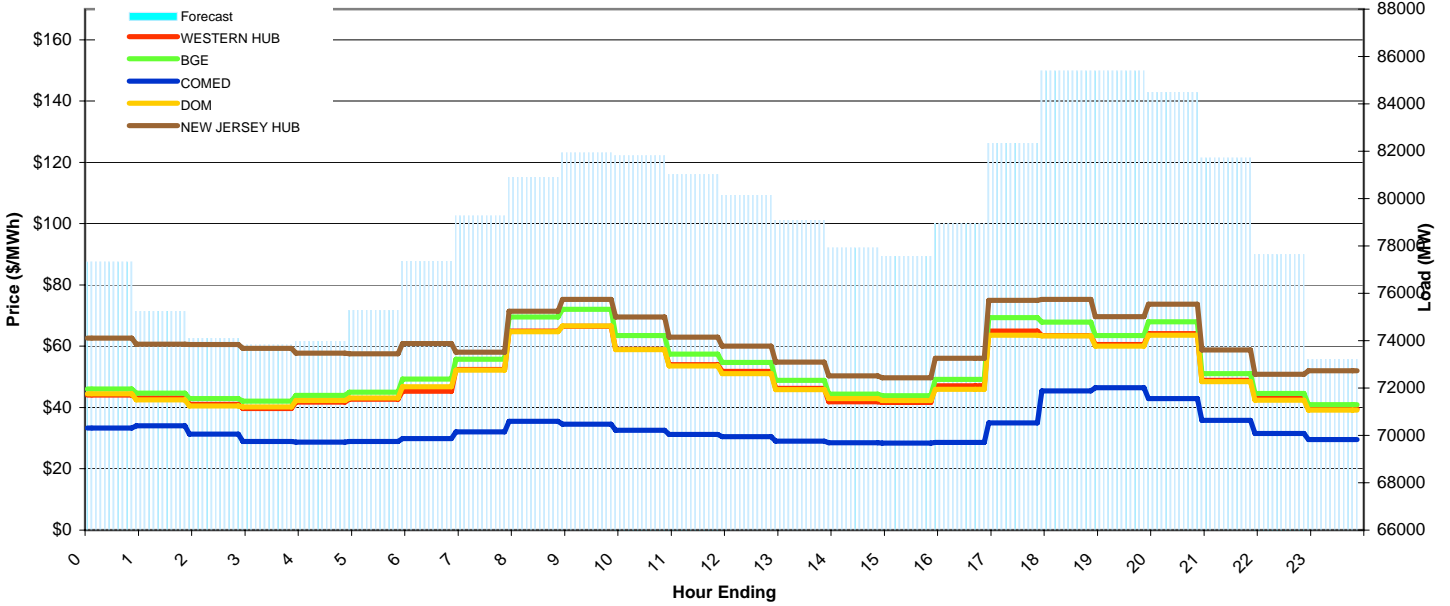
PJM Daily Report

Data for 17-Feb-2008

Price Color Codes: ≤0 ≥100 ≥200

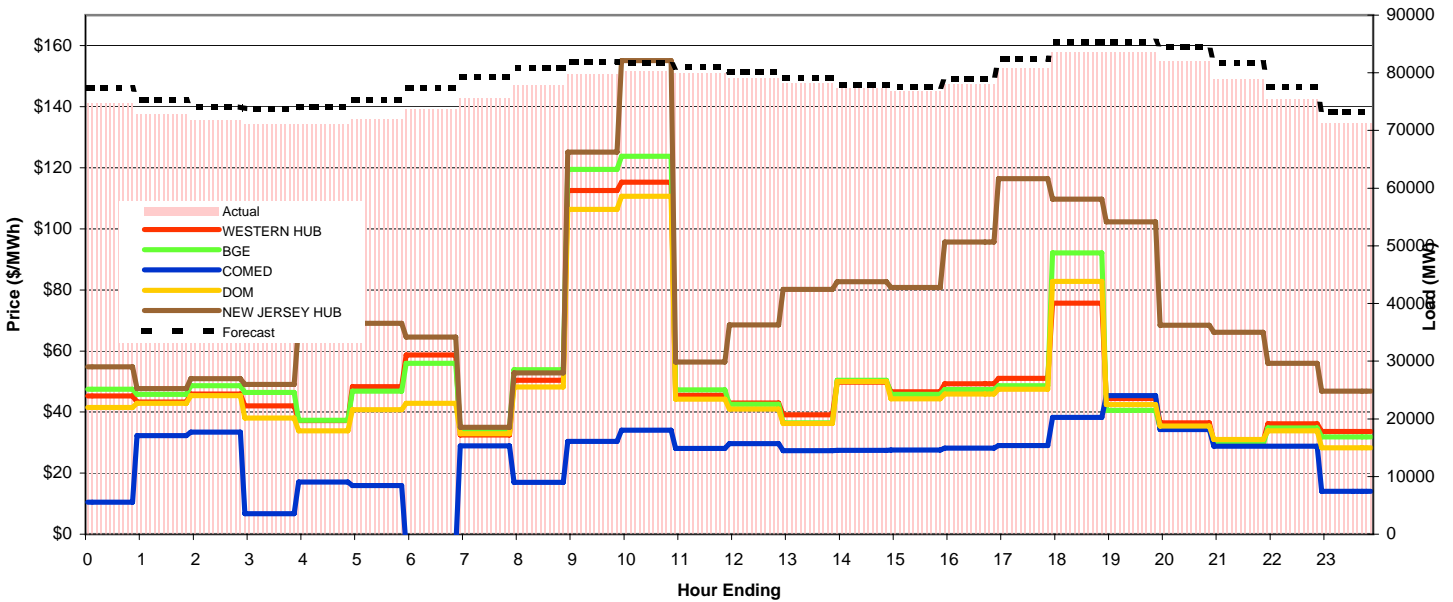
Day-Ahead Prices and Forecast Load

	HE1	HE2	HE3	HE4	HE5	HE6	HE7	HE8	HE9	HE10	HE11	HE12	HE13	HE14	HE15	HE16	HE17	HE18	HE19	HE20	HE21	HE22	HE23	HE24	avg all/peak
WESTERN HUB	44.09	43.18	41.01	39.70	41.75	42.76	45.37	52.40	64.97	66.52	58.95	54.01	51.78	46.28	41.91	41.61	47.06	65.00	63.54	60.55	64.14	48.84	43.23	39.63	50 / 54
BGE	46.088	44.703	42.868	42.036	43.964	45.001	49.266	55.785	69.559	72.058	63.474	57.402	54.724	48.899	44.361	43.895	49.186	69.327	67.83	63.476	68	51.059	44.588	40.965	53 / 58
COMED	33.288	33.994	31.317	28.916	28.688	28.964	29.833	32.053	35.524	34.594	32.537	31.22	30.467	29.034	28.542	28.355	28.615	34.969	45.404	46.428	42.903	35.775	31.503	29.523	33 / 34
DOM	44.483	42.483	40.544	40.214	42.313	43.105	46.776	52.218	64.738	66.63	58.892	53.576	51.05	45.891	42.869	42.32	45.904	63.558	63.421	60.09	63.637	48.417	42.433	39.198	50 / 54
NEW JERSEY HUB	62.65	60.68	60.56	59.34	57.77	57.58	60.89	58.06	71.45	75.32	69.53	62.93	60.05	54.82	50.38	49.66	56.06	75.01	75.27	69.70	73.74	58.75	50.89	52.00	62 / 63
DA Forecast	77.3	75.2	74.1	73.8	74.0	75.3	77.3	79.3	80.9	81.9	81.8	81.0	80.2	79.1	77.9	77.6	79.0	82.3	85.4	85.4	84.5	81.7	77.6	73.2	79 / 81



Preliminary Real-Time Prices with Forecasted and Actual System Load

	HE1	HE2	HE3	HE4	HE5	HE6	HE7	HE8	HE9	HE10	HE11	HE12	HE13	HE14	HE15	HE16	HE17	HE18	HE19	HE20	HE21	HE22	HE23	HE24	avg all/peak
WESTERN HUB	45.24	43.32	45.92	42.08	37.26	48.27	58.73	32.50	50.37	112.54	115.28	45.49	42.95	39.05	49.81	46.68	49.31	51.05	75.70	44.46	36.47	30.28	36.14	33.63	51 / 54
BGE	47.432	45.75	48.65	46.386	37.342	46.855	55.958	34.052	53.908	119.44	123.83	47.292	42.53	36.477	50.369	45.78	47.344	48.611	92.154	40.524	34.918	29.396	34.847	31.872	52 / 55
COMED	10.522	32.294	33.483	6.729	17.08	15.902	-4.635	28.927	16.963	30.43	34.016	28.103	29.61	27.367	27.457	27.525	28.232	29.034	38.261	45.345	34.321	28.794	28.825	14.05	25 / 30
DOM	41.547	42.884	45.357	38.013	33.812	40.821	42.816	32.955	48.167	106.37	110.72	44.199	41.001	36.246	50.003	44.303	45.893	47.523	82.79	42.419	35.378	30.973	33.887	28.324	48 / 52
NEW JERSEY HUB	54.86	47.70	50.94	49.08	68.46	69.05	64.57	35.01	52.81	125.15	155.13	56.42	68.54	80.21	82.71	80.85	95.72	116.40	109.71	102.29	68.42	66.11	56.00	46.86	75 / 84
Percent Forecast	-3.37	-3.44	-3.38	-3.95	-3.99	-4.59	-5.04	-4.86	-3.83	-2.71	-1.94	-1.46	-1.28	-1.12	-0.81	-0.94	-1.23	-1.89	-2.10	-2.21	-3.08	-3.61	-3.05	-2.76	
RTLoad	74.808	72.731	71.666	71.015	71.151	71.982	73.633	75.596	77.904	79.767	80.25	79.846	79.139	78.207	77.293	76.829	78	80.794	83.637	83.545	81.957	78.873	75.338	71.252	



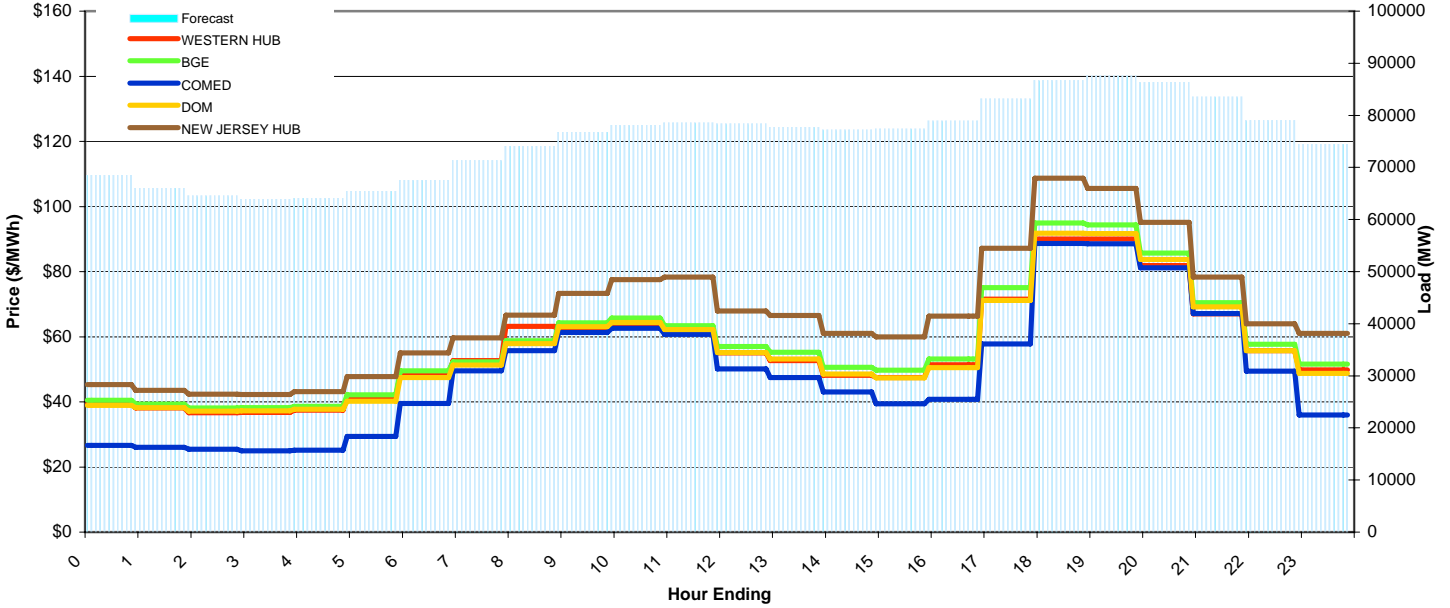
PJM Daily Report

Data for 18-Feb-2008

Price Color Codes: ≤0 ≥100 ≥200

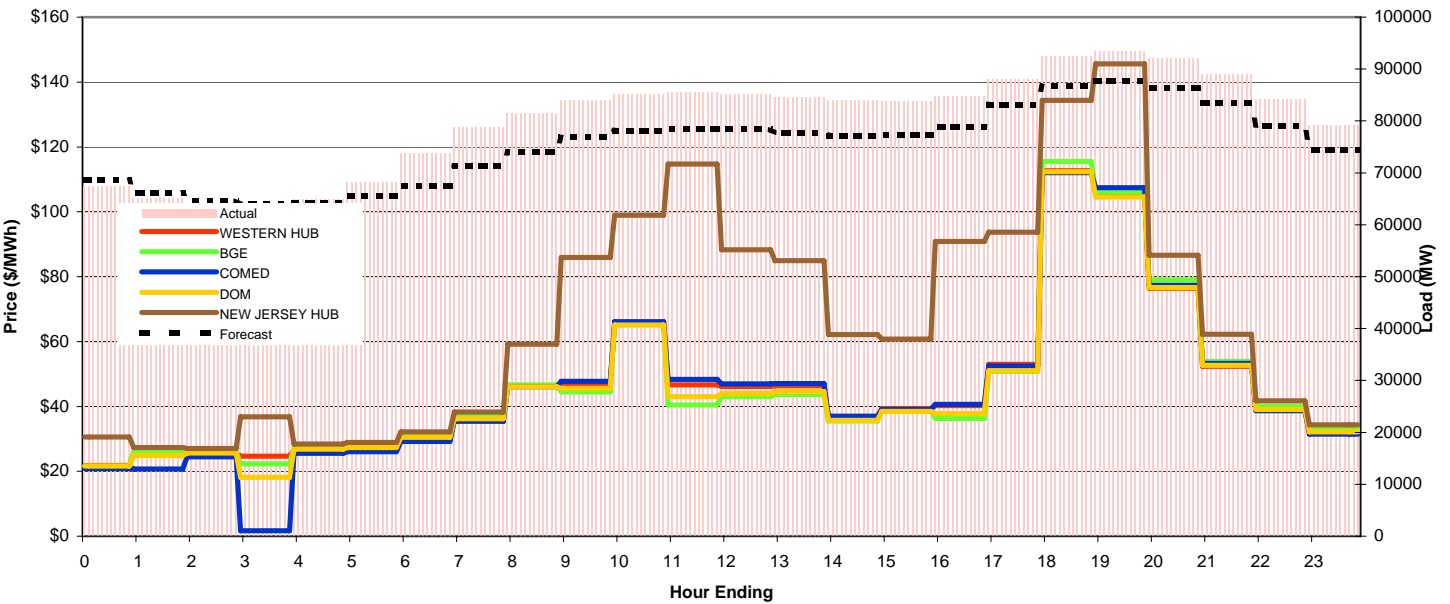
Day-Ahead Prices and Forecast Load

	HE1	HE2	HE3	HE4	HE5	HE6	HE7	HE8	HE9	HE10	HE11	HE12	HE13	HE14	HE15	HE16	HE17	HE18	HE19	HE20	HE21	HE22	HE23	HE24	avg all/peak
WESTERN HUB	39.29	38.16	36.69	36.71	37.42	41.37	48.74	52.71	63.21	61.73	63.49	61.91	55.02	52.68	48.11	47.47	51.39	71.54	90.00	90.07	81.91	67.02	55.73	49.85	56 / 63
BGE	40.539	39.332	38.173	38.196	38.67	42.142	49.519	52.327	58.754	64.313	65.778	63.431	56.983	55.217	50.58	49.742	53.166	75.118	94.972	94.373	85.741	70.425	57.68	51.586	58 / 66
COMED	26.593	26.058	25.425	24.93	25.152	29.42	39.541	49.496	55.683	61.353	62.559	60.775	50.167	47.44	43.023	39.421	40.825	57.827	88.603	88.576	81.164	67.107	49.446	35.973	49 / 59
DOM	38.875	38.279	37.136	37.215	37.768	40.175	47.507	51.324	57.862	63.082	64.351	62.229	55.168	53.185	48.561	47.361	50.552	71.2	91.75	91.714	83.743	69.16	55.694	48.732	56 / 64
NEW JERSEY HUB	45.27	43.56	42.35	42.30	43.10	47.78	55.08	59.67	66.60	73.32	77.56	78.36	67.87	66.57	61.02	59.96	66.34	87.18	108.72	105.57	95.16	78.37	63.98	61.08	67 / 76
DA Forecast	68.5	66.0	64.6	64.0	64.1	65.5	67.5	71.3	74.0	76.8	78.1	78.5	78.4	77.7	77.2	77.4	78.9	83.2	86.7	87.6	86.3	83.5	79.0	74.4	75 / 80



Preliminary Real-Time Prices with Forecasted and Actual System Load

	HE1	HE2	HE3	HE4	HE5	HE6	HE7	HE8	HE9	HE10	HE11	HE12	HE13	HE14	HE15	HE16	HE17	HE18	HE19	HE20	HE21	HE22	HE23	HE24	avg all/peak
WESTERN HUB	21.77	25.65	25.29	24.64	26.54	27.11	30.29	35.98	46.27	47.01	66.12	46.67	46.14	46.35	36.88	39.36	40.25	53.00	112.61	105.59	76.41	52.42	38.77	32.09	46 / 56
BGE	21.573	26.07	25.983	22.277	27.299	27.918	31.259	37.114	46.642	44.516	65.157	40.488	43.03	43.688	35.545	38.626	36.302	50.79	115.5	106.16	78.968	53.832	40.067	33.03	45 / 55
COMED	20.791	20.712	24.486	1.6671	25.515	25.998	29.171	35.409	46.057	47.72	66.121	48.325	46.986	47.068	37.004	39.064	40.593	52.5	112.03	107.43	77.377	53.266	38.693	31.481	45 / 56
DOM	21.585	24.878	25.634	18.183	26.859	27.324	30.434	36.189	46.107	45.586	65.083	43.018	43.959	44.551	35.758	38.487	37.771	51.02	112.33	104.52	76.694	52.706	39.047	32.2	45 / 55
NEW JERSEY HUB	30.60	27.32	26.98	36.77	28.37	28.94	32.20	38.30	59.21	85.97	98.89	114.72	88.32	84.89	62.16	60.79	90.82	93.74	134.36	145.57	86.56	62.21	41.73	34.35	66 / 84
Percent Forecast	-1.76	-1.39	-0.81	-0.33	1.12	3.90	8.53	9.38	9.30	8.55	8.19	8.09	7.96	8.23	8.09	7.52	6.82	5.44	6.27	6.13	6.18	6.14	6.07	6.01	
RTLoad	67.349	65.131	64.059	63.749	64.849	68.16	73.785	78.718	81.595	83.988	85.067	85.456	85.152	84.678	83.989	83.701	84.705	87.957	92.466	93.312	91.982	88.994	84.108	79.179	



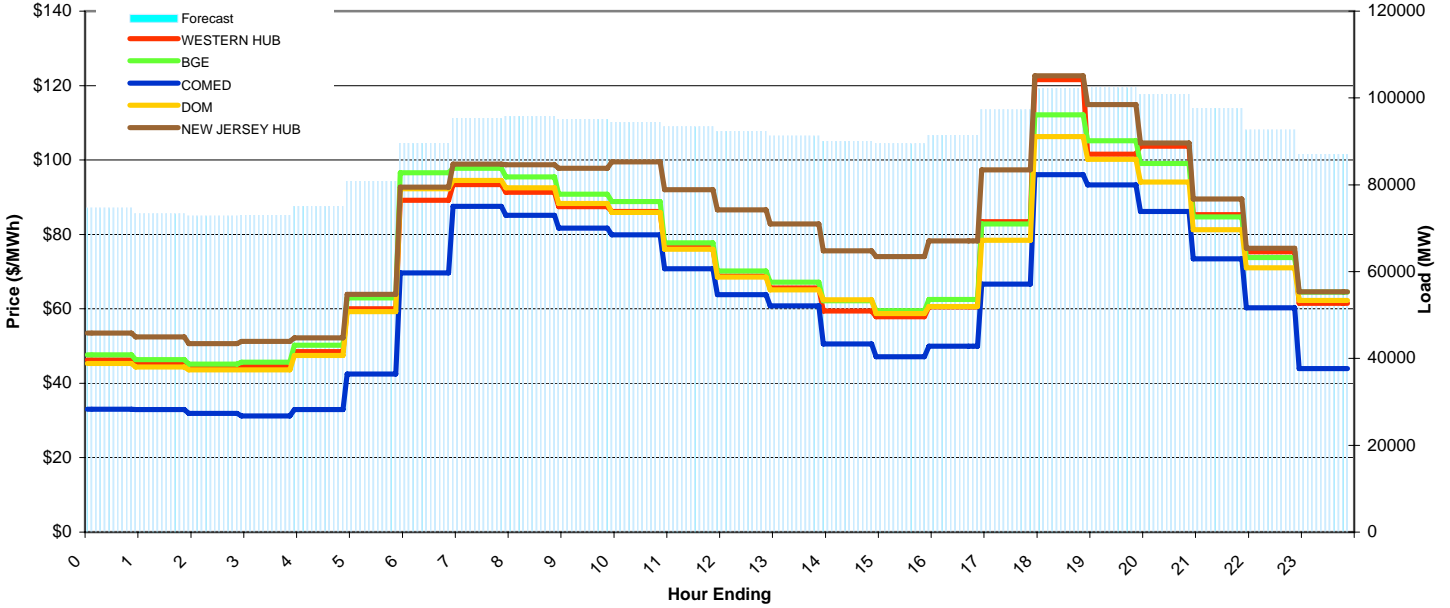
PJM Daily Report

Data for 19-Feb-2008

Price Color Codes: ≤0 ≥100 ≥200

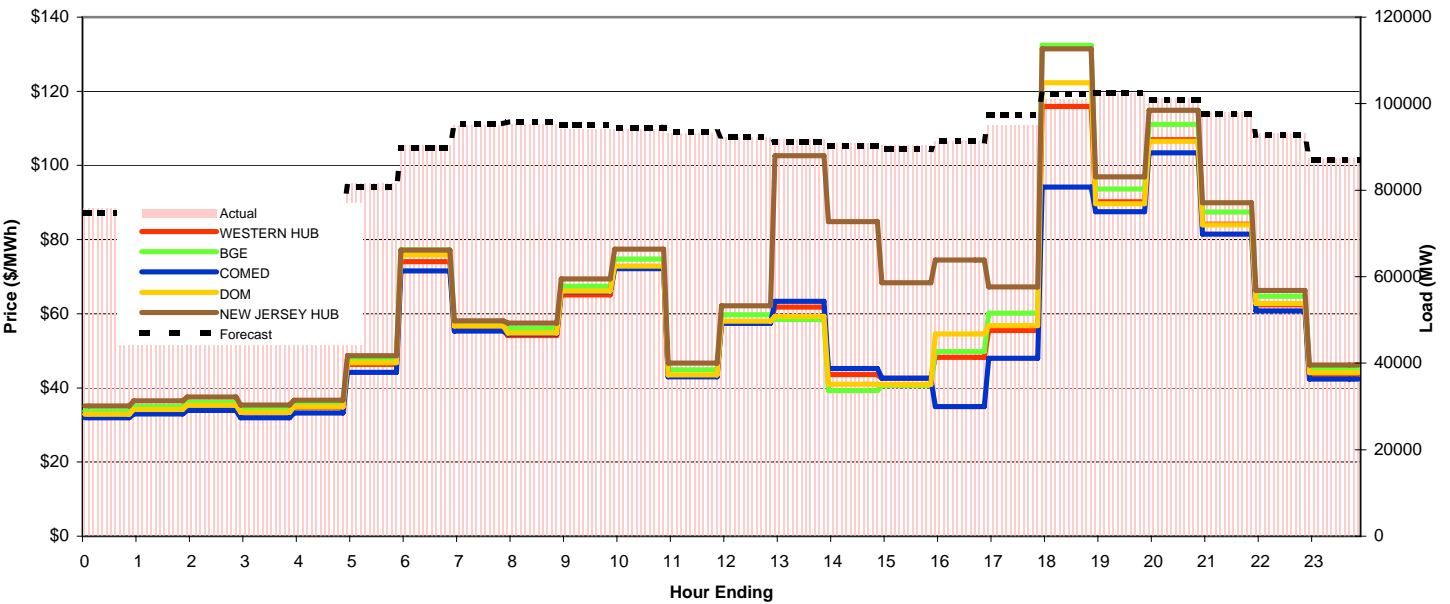
Day-Ahead Prices and Forecast Load

	HE1	HE2	HE3	HE4	HE5	HE6	HE7	HE8	HE9	HE10	HE11	HE12	HE13	HE14	HE15	HE16	HE17	HE18	HE19	HE20	HE21	HE22	HE23	HE24	avg all/peak
WESTERN HUB	46.28	45.26	44.09	44.66	48.52	60.00	89.19	93.38	91.35	87.44	86.15	76.42	68.81	65.62	59.41	57.84	60.51	83.38	121.55	101.54	103.72	85.29	75.33	61.50	73 / 82
BGE	47.641	46.35	45.172	45.671	50.252	62.946	96.58	97.764	95.453	90.785	88.795	77.724	70.138	67.169	62.147	59.47	62.481	82.811	112.12	105.16	99.036	84.683	73.75	64.495	75 / 83
COMED	33.018	32.964	31.912	31.175	32.901	42.504	69.671	87.578	85.15	81.679	79.922	70.79	63.798	60.833	50.605	47.14	49.971	66.688	96.094	93.297	86.206	73.421	60.287	43.902	61 / 72
DOM	45.327	44.385	43.587	43.569	47.476	59.257	92.29	94.536	92.527	88.317	85.908	76.012	68.57	65.091	62.446	58.715	60.659	78.389	106.28	100.17	94.071	81.276	71.042	62.251	72 / 80
NEW JERSEY HUB	53.48	52.44	50.61	51.29	52.17	63.86	92.74	98.91	98.70	97.74	99.53	92.02	86.57	82.80	75.63	74.03	78.24	97.38	122.66	114.86	104.54	89.53	76.29	64.55	82 / 93
DA Forecast	74.7	73.3	72.8	73.1	75.1	80.8	89.7	95.4	95.8	95.1	94.4	93.4	92.3	91.2	90.1	89.5	91.4	97.3	102.2	102.4	100.9	97.6	92.7	87.0	89 / 95



Preliminary Real-Time Prices with Forecasted and Actual System Load

	HE1	HE2	HE3	HE4	HE5	HE6	HE7	HE8	HE9	HE10	HE11	HE12	HE13	HE14	HE15	HE16	HE17	HE18	HE19	HE20	HE21	HE22	HE23	HE24	avg all/peak
WESTERN HUB	32.97	34.21	35.25	33.36	34.73	46.36	74.06	55.46	54.08	65.12	72.27	43.36	57.77	61.79	43.59	42.57	48.21	55.46	115.94	90.17	106.93	84.20	62.43	43.56	58 / 66
BGE	33.727	34.949	36.068	34.201	35.661	47.802	77.224	57.736	56.002	67.369	74.718	44.866	59.766	58.41	39.265	40.659	49.78	60.152	132.44	93.618	111.09	87.445	64.777	45.248	60 / 69
COMED	31.933	33.007	33.895	31.965	33.237	44.158	71.585	55.34	54.53	65.95	72.166	42.953	57.39	63.317	45.202	42.651	34.997	47.963	94.148	87.523	103.37	81.465	60.725	42.407	55 / 63
DOM	32.916	34.149	35.282	33.439	34.893	46.763	75.864	56.742	54.85	66.078	72.888	43.544	57.994	59.314	40.96	40.932	54.549	56.774	122.27	89.647	106.5	84.008	62.768	44.146	59 / 67
NEW JERSEY HUB	35.16	36.49	37.55	35.40	36.72	48.70	77.19	58.11	57.45	69.41	77.45	46.72	62.18	102.59	84.86	68.40	74.52	67.24	131.45	96.94	114.91	89.91	66.32	46.14	68 / 79
Percent Forecast	1.56	1.10	1.51	1.75	1.63	1.00	0.88	-0.30	-0.76	-0.96	-0.38	-0.24	0.04	0.50	0.73	0.98	-0.10	-2.29	-1.11	-0.08	0.33	0.49	0.42	0.48	
RTLoad	75.839	74.161	73.915	74.364	76.341	81.604	90.453	95.067	95.114	94.144	94.075	93.163	92.32	91.686	90.751	90.349	91.284	95.095	101.04	102.3	101.22	98.124	93.067	87.449	



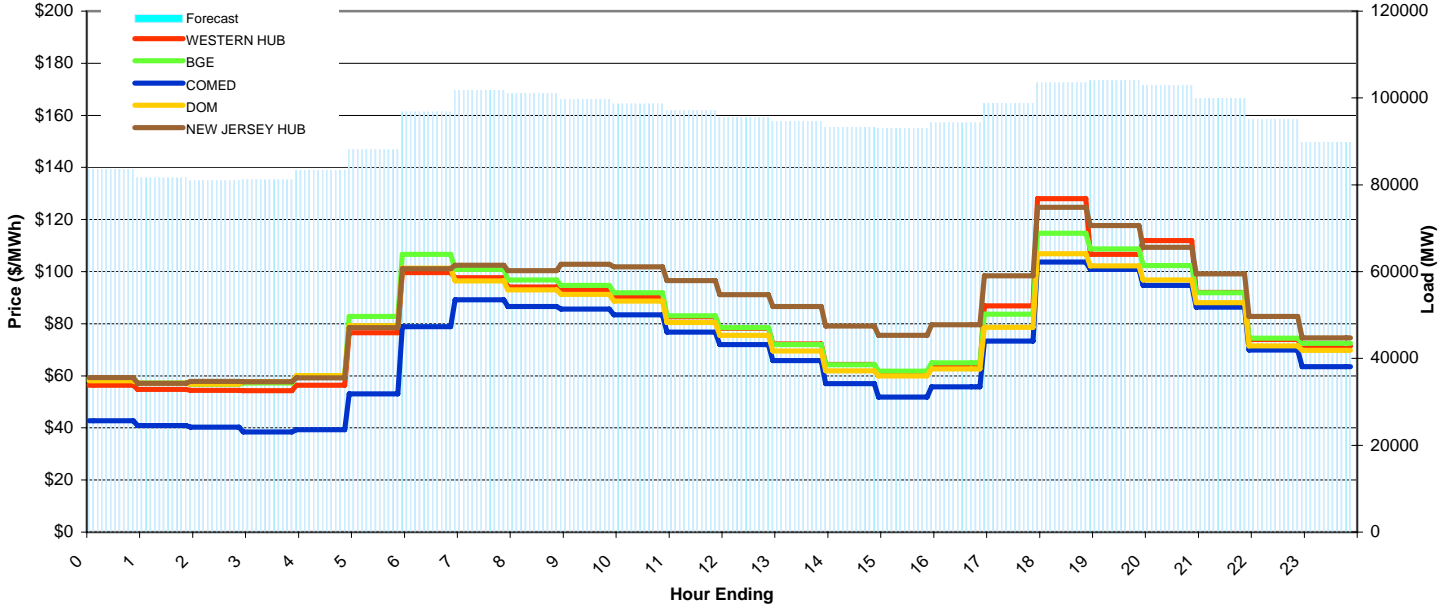
PJM Daily Report

Data for 20-Feb-2008

Price Color Codes: ≤0 ≥100 ≥200

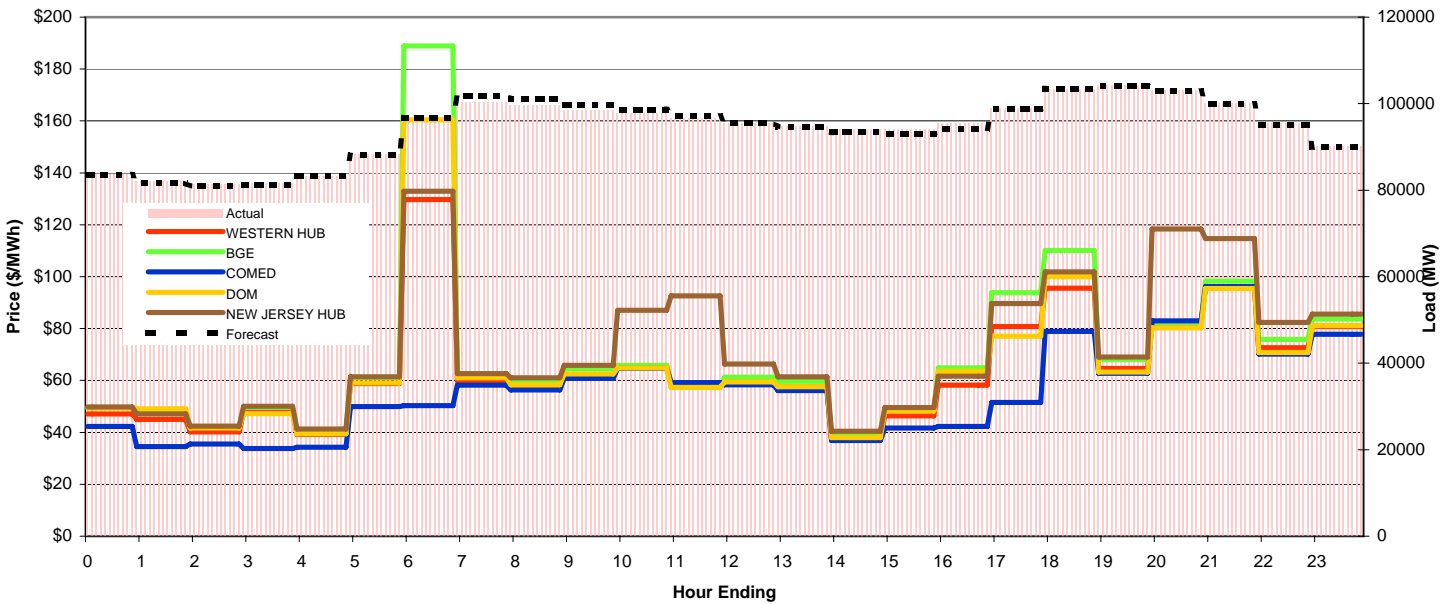
Day-Ahead Prices and Forecast Load

	HE1	HE2	HE3	HE4	HE5	HE6	HE7	HE8	HE9	HE10	HE11	HE12	HE13	HE14	HE15	HE16	HE17	HE18	HE19	HE20	HE21	HE22	HE23	HE24	avg all/peak
WESTERN HUB	56.44	54.79	54.40	54.35	56.34	76.54	99.58	97.70	94.08	93.02	90.00	82.70	78.25	72.27	64.34	61.09	63.44	86.81	128.04	106.63	111.86	92.04	74.00	71.40	80 / 87
BGE	59	57.297	56.767	57.203	60.001	82.847	106.61	100.91	96.755	94.769	91.847	83.063	78.511	72.043	64.25	61.849	64.987	83.719	114.78	108.75	102.39	91.879	74.451	72.542	81 / 87
COMED	42.73	40.933	40.318	38.434	39.274	53.02	78.88	89.189	86.599	85.643	83.448	76.815	72.011	65.879	56.967	51.876	55.79	73.401	103.67	100.9	94.692	86.333	69.87	63.536	69 / 78
DOM	58.104	57.093	56.879	57.694	60.066	79.278	101.41	96.481	92.971	91.328	88.736	80.449	75.53	69.544	61.932	59.896	62.595	78.639	106.9	102.27	96.81	88.144	71.451	69.734	78 / 83
NEW JERSEY HUB	59.36	57.14	57.90	57.72	59.27	78.56	101.13	102.46	100.37	102.80	101.79	96.57	91.21	86.55	79.15	75.52	79.63	98.36	124.71	117.69	109.34	99.10	82.80	74.58	87 / 97
DA Forecast	83.6	81.6	80.9	81.2	83.3	88.1	96.8	101.8	101.1	99.8	98.6	97.1	95.6	94.6	93.3	93.0	94.3	98.9	103.5	104.0	102.9	100.0	95.1	89.9	94 / 98



Preliminary Real-Time Prices with Forecasted and Actual System Load

	HE1	HE2	HE3	HE4	HE5	HE6	HE7	HE8	HE9	HE10	HE11	HE12	HE13	HE14	HE15	HE16	HE17	HE18	HE19	HE20	HE21	HE22	HE23	HE24	avg all/peak
WESTERN HUB	47.13	44.95	40.14	47.71	39.15	58.79	129.72	59.98	57.75	62.07	65.55	58.91	59.40	57.43	37.87	46.40	58.24	80.76	95.50	64.59	82.16	95.81	72.59	80.76	64 / 66
BGE	49.59	48.411	41.991	49.718	40.678	61.272	188.85	62.626	60.038	64.516	65.901	57.315	61.282	59.722	39.51	49.259	64.823	93.819	110.06	68.115	82.423	98.25	75.775	83.684	70 / 70
COMED	42.276	34.507	35.527	33.818	34.337	49.924	50.266	58.227	56.367	60.818	64.788	59.171	58.372	56.103	36.901	41.707	42.311	51.542	78.881	62.708	82.972	96.161	70.117	77.746	56 / 61
DOM	49.31	49.034	41.672	47.217	39.432	59.1	160.42	61.08	58.286	62.564	64.842	57.35	59.437	57.596	38.005	48.265	63.524	77.124	99.98	63.279	80.234	95.472	70.77	81.192	66 / 66
NEW JERSEY HUB	49.78	47.08	42.45	50.12	41.29	61.37	132.93	62.63	61.03	65.83	87.11	92.58	66.38	61.45	40.46	49.52	61.59	89.70	101.81	69.04	118.38	114.63	82.38	85.55	72 / 77
Percent Forecast	0.03	0.45	0.52	0.40	-0.21	0.26	-0.19	-1.40	-1.45	-1.35	-1.01	-0.56	-0.25	0.19	0.82	1.06	1.27	0.14	-0.16	0.27	0.17	0.04	0.36	0.29	
RTLoad	83.586	81.964	81.345	81.497	83.13	88.299	96.605	100.36	99.705	98.428	97.637	96.558	95.384	94.79	94.118	93.984	95.494	99.015	103.33	104.31	103.11	100.01	95.449	90.122	



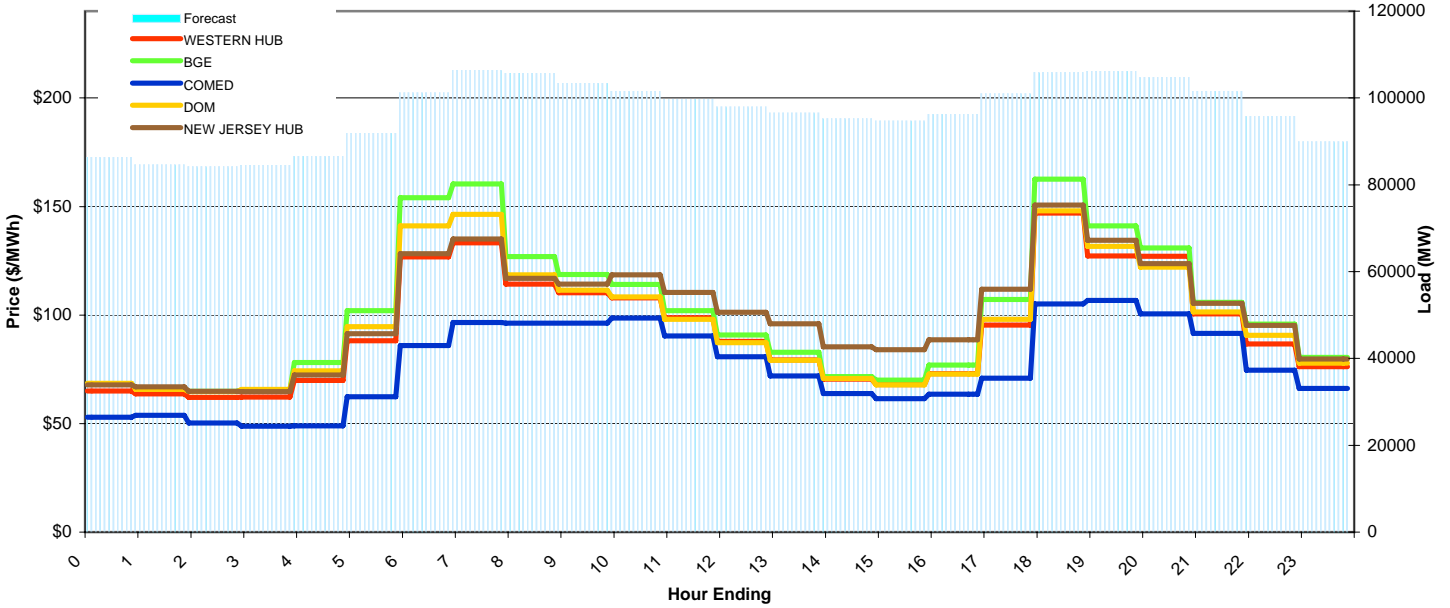
PJM Daily Report

Data for 21-Feb-2008

Price Color Codes: ≤0 ≥100 ≥200

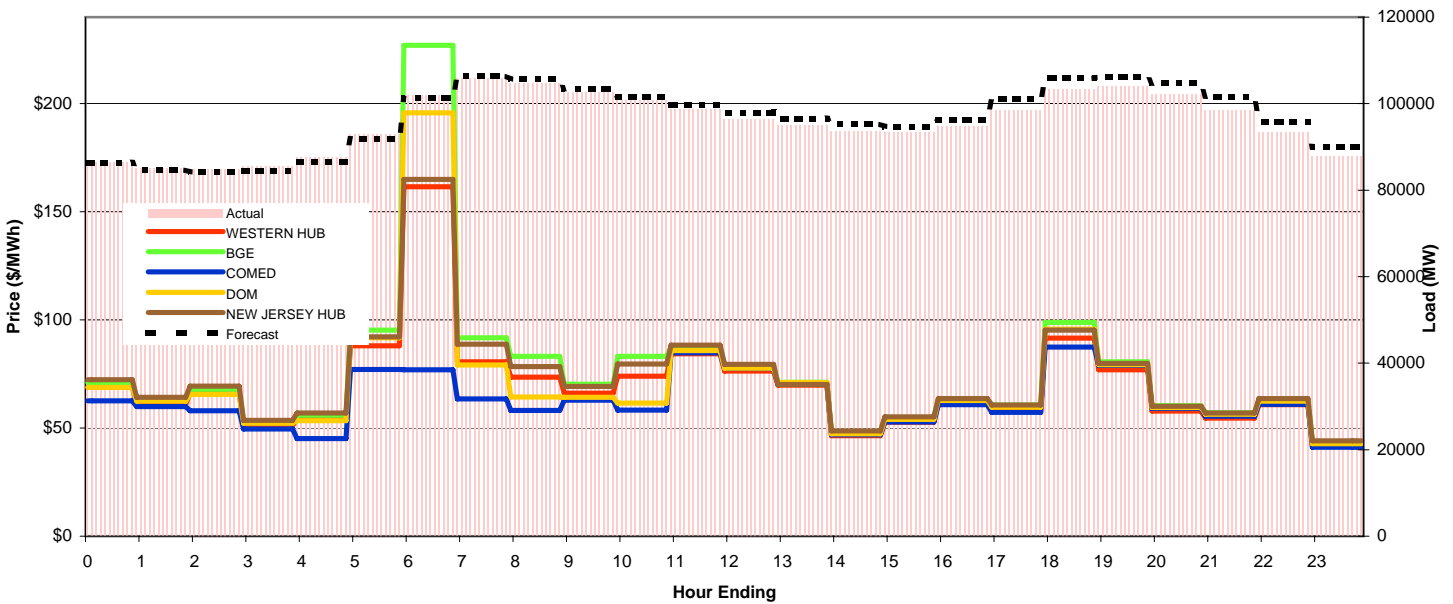
Day-Ahead Prices and Forecast Load

	HE1	HE2	HE3	HE4	HE5	HE6	HE7	HE8	HE9	HE10	HE11	HE12	HE13	HE14	HE15	HE16	HE17	HE18	HE19	HE20	HE21	HE22	HE23	HE24	avg all/peak
WESTERN HUB	65.08	63.67	62.00	62.20	69.94	88.11	126.81	133.24	114.19	110.30	107.87	98.72	87.89	79.24	70.40	68.00	73.00	95.40	147.01	127.19	127.03	100.57	86.66	76.22	93 / 102
BGE	68.465	66.161	64.833	65.505	78.192	101.99	154.11	160.41	126.98	118.63	114.04	101.96	90.741	82.837	71.638	70.095	77	107.17	162.66	141.15	130.9	105.87	95.762	80.494	102 / 110
COMED	52.872	53.75	50.27	48.771	48.979	62.414	85.904	96.621	96.273	96.271	98.652	90.394	80.716	71.983	63.869	61.51	63.561	70.88	105.09	106.72	100.49	91.488	74.648	66.228	77 / 86
DOM	68.521	65.769	64.741	65.757	74.306	94.584	141.08	146.36	118.48	111.41	108.36	98.086	87.233	79.143	70.719	67.766	72.755	98.001	148.02	131.68	122.07	101.42	90.64	77.894	96 / 103
NEW JERSEY HUB	67.76	66.86	64.83	64.71	72.42	91.38	128.31	135.05	116.85	114.19	118.53	110.35	101.27	95.95	85.41	84.02	88.66	111.86	150.70	134.44	123.64	105.35	95.25	79.79	100 / 111
DA Forecast	86.4	84.6	84.2	84.5	86.6	91.9	101.2	106.4	105.6	103.5	101.6	99.7	97.9	96.5	95.2	94.7	96.2	101.0	105.8	106.2	104.8	101.5	95.8	90.0	97 / 101



Preliminary Real-Time Prices with Forecasted and Actual System Load

	HE1	HE2	HE3	HE4	HE5	HE6	HE7	HE8	HE9	HE10	HE11	HE12	HE13	HE14	HE15	HE16	HE17	HE18	HE19	HE20	HE21	HE22	HE23	HE24	avg all/peak
WESTERN HUB	68.97	61.00	66.13	51.01	54.40	88.08	161.61	80.60	73.50	66.14	74.01	84.31	76.41	69.85	46.52	52.75	60.99	58.13	91.66	77.00	57.80	54.62	60.85	41.85	70 / 68
BGE	71.061	63.239	67.886	52.954	55.978	95.254	227.04	91.687	83.198	70.307	83.134	87.611	78.952	71.14	48.231	54.727	63.406	60.654	98.908	80.591	60.396	57.107	63.375	43.517	76 / 72
COMED	62.56	59.937	58.018	49.56	45.153	77.06	76.965	63.539	58.156	62.904	58.279	84.821	77.477	70.229	46.944	52.772	60.845	57.307	87.461	79.03	59.065	55.513	61.015	41.208	63 / 65
DOM	68.836	62.376	65.609	52.174	53.45	91.672	195.73	79.146	64.344	64.249	61.578	85.747	77.754	71.087	47.341	54.044	62.777	59.633	95.711	79.381	59.532	56.322	62.449	42.834	71 / 68
NEW JERSEY HUB	72.38	64.25	69.40	53.62	56.90	92.22	164.93	88.85	78.41	69.31	79.67	88.28	79.53	70.15	48.68	55.24	63.57	60.72	95.31	79.89	60.12	56.97	63.69	44.07	73 / 71
Percent Forecast	0.10	0.52	0.77	1.20	1.29	1.18	0.73	-0.52	-0.97	-0.91	-0.87	-1.09	-1.51	-1.71	-1.64	-1.51	-1.49	-2.67	-2.38	-2.23	-2.48	-3.07	-2.67	-2.51	
RTLoad	86.445	85.061	84.845	85.511	87.696	92.983	101.94	105.85	104.63	102.52	100.69	98.651	96.478	94.915	93.671	93.317	94.757	98.378	103.38	103.93	102.21	98.517	93.338	87.762	



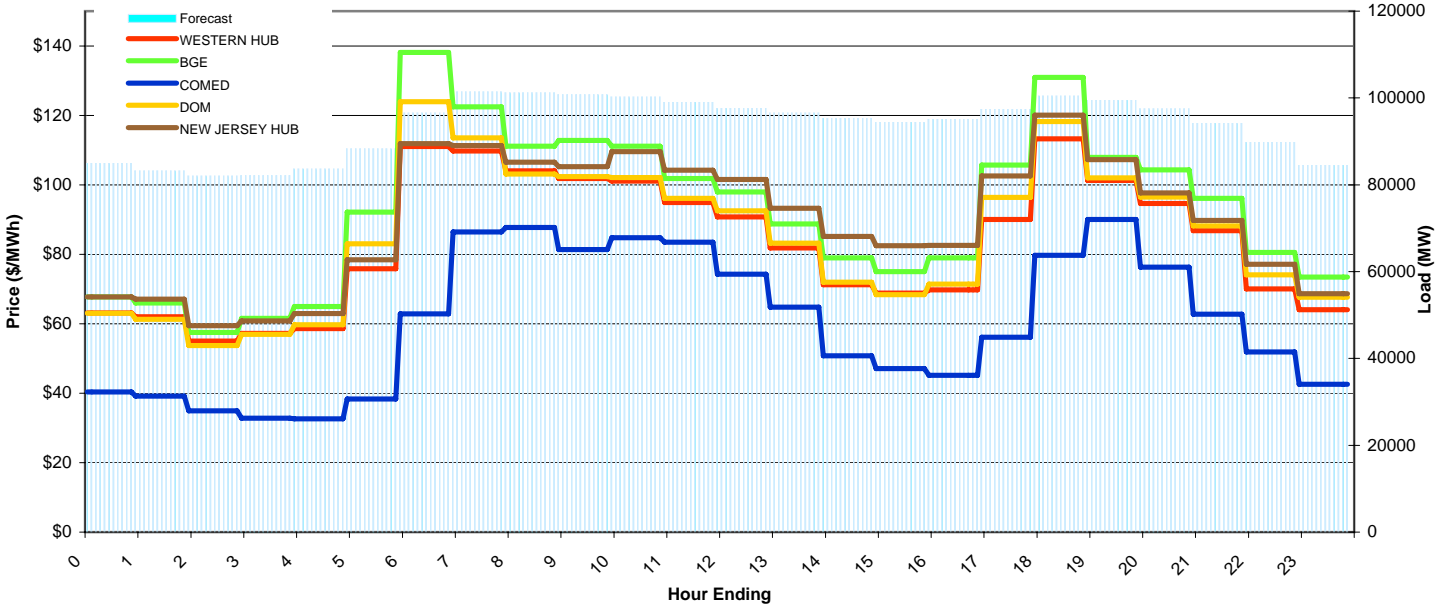
PJM Daily Report

Data for 22-Feb-2008

Price Color Codes: ≤0 ≥100 ≥200

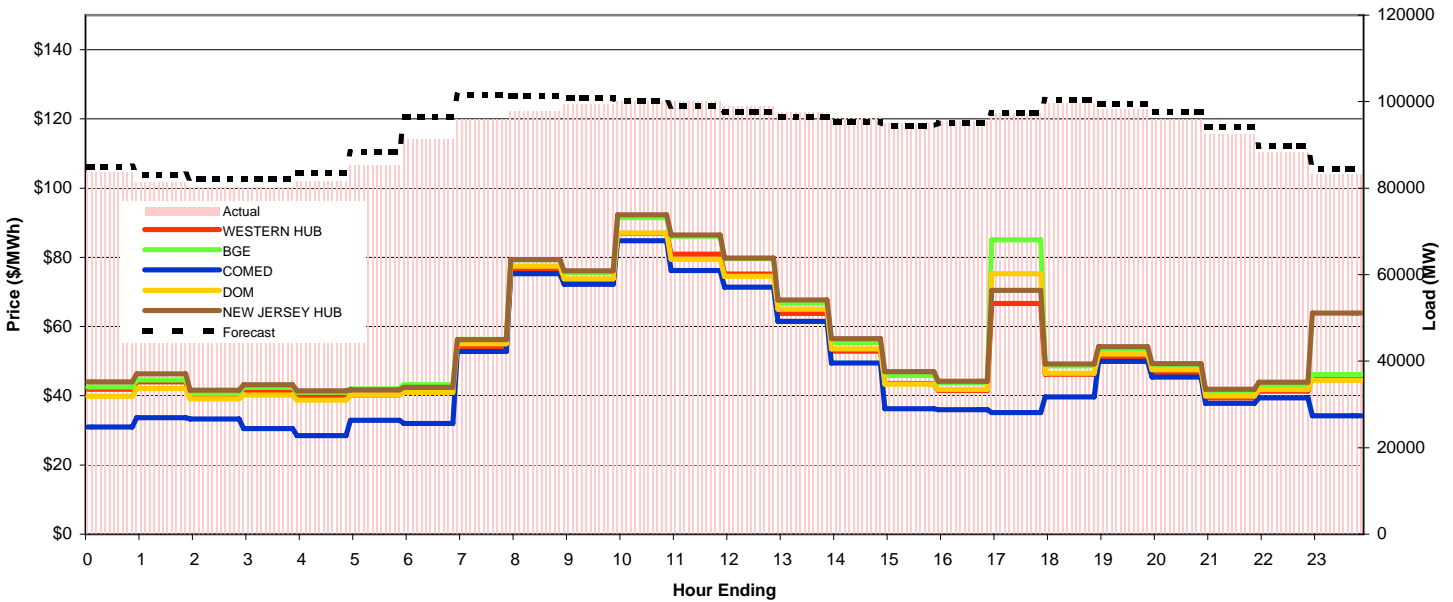
Day-Ahead Prices and Forecast Load

	HE1	HE2	HE3	HE4	HE5	HE6	HE7	HE8	HE9	HE10	HE11	HE12	HE13	HE14	HE15	HE16	HE17	HE18	HE19	HE20	HE21	HE22	HE23	HE24	avg all/peak
WESTERN HUB	63.11	62.00	55.00	57.22	58.62	75.82	111.02	109.72	104.00	101.81	101.05	94.90	90.78	81.83	71.22	68.81	69.72	90.01	113.25	101.24	94.60	86.79	70.00	63.99	83 / 91
BGE	67.714	65.942	57.466	61.548	65.001	92.129	138.12	122.5	111.12	112.81	111.09	101.86	97.951	88.69	78.936	75.023	78.947	105.67	130.89	107.85	104.31	96.088	80.547	73.398	93 / 100
COMED	40.362	39.164	34.965	32.783	32.583	38.37	62.802	86.435	87.733	81.351	84.797	83.476	74.295	64.809	50.761	47.082	45.129	56.091	79.744	90.037	76.289	62.723	51.896	42.612	60 / 70
DOM	63.013	61.316	53.75	56.949	59.71	83.031	123.88	113.48	103.13	102.34	102.12	96.074	92.497	83.226	71.97	68.351	71.405	96.331	118.19	101.98	96.424	88.138	74.062	67.598	85 / 92
NEW JERSEY HUB	67.73	67.07	59.42	60.80	62.89	78.41	111.90	111.32	106.48	105.27	109.59	104.25	101.54	93.21	85.14	82.50	82.54	102.59	120.02	107.21	97.65	89.75	77.14	68.60	90 / 99
DA Forecast	85.0	83.2	82.0	82.1	83.6	88.3	96.6	101.4	101.2	100.7	100.2	99.0	97.7	96.6	95.3	94.4	95.1	97.5	100.4	99.5	97.5	94.2	89.8	84.5	94 / 98



Preliminary Real-Time Prices with Forecasted and Actual System Load

	HE1	HE2	HE3	HE4	HE5	HE6	HE7	HE8	HE9	HE10	HE11	HE12	HE13	HE14	HE15	HE16	HE17	HE18	HE19	HE20	HE21	HE22	HE23	HE24	avg all/peak
WESTERN HUB	41.90	44.02	39.62	41.19	39.65	40.26	41.26	54.29	76.14	72.42	86.97	80.95	75.17	63.80	52.93	43.58	41.55	66.67	46.21	51.01	46.60	39.41	41.37	45.83	53 / 59
BGE	42.5	44.595	40.659	42.465	41.075	41.993	43.205	56.335	79.321	75.614	91.505	86.081	79.614	66.774	55.401	45.904	43.716	85.109	48.643	53.477	48.76	41.183	43.025	46.121	56 / 63
COMED	31.003	33.69	33.249	30.474	28.468	32.891	32.01	52.82	75.304	72.254	84.832	76.2	71.375	61.453	49.495	36.23	35.966	35.117	39.717	49.939	45.39	37.795	39.378	34.176	47 / 54
DOM	39.86	42.096	39.121	40.189	38.784	40.229	40.99	55.021	77.508	73.774	87.002	79.453	74.581	65.003	53.545	43.363	41.83	75.274	46.487	52.111	47.501	39.948	41.787	44.485	53 / 60
NEW JERSEY HUB	44.04	46.32	41.65	43.20	41.45	41.74	42.46	56.25	79.39	76.12	92.27	86.49	79.84	67.66	56.47	46.96	44.18	70.45	49.18	54.20	49.29	41.92	43.93	63.92	57 / 62
Percent Forecast	-1.71	-2.26	-2.21	-2.30	-2.58	-3.52	-5.74	-5.69	-3.37	-1.45	-0.16	1.01	1.20	1.02	1.02	0.62	0.30	-0.11	-0.93	-1.29	-1.79	-1.86	-1.78	-1.60	
RTLoad	83.571	81.353	80.267	80.241	81.531	85.282	91.327	95.957	97.903	99.287	100.06	100.01	98.875	97.564	96.271	94.994	95.358	97.343	99.513	98.254	95.802	92.496	88.197	83.198	



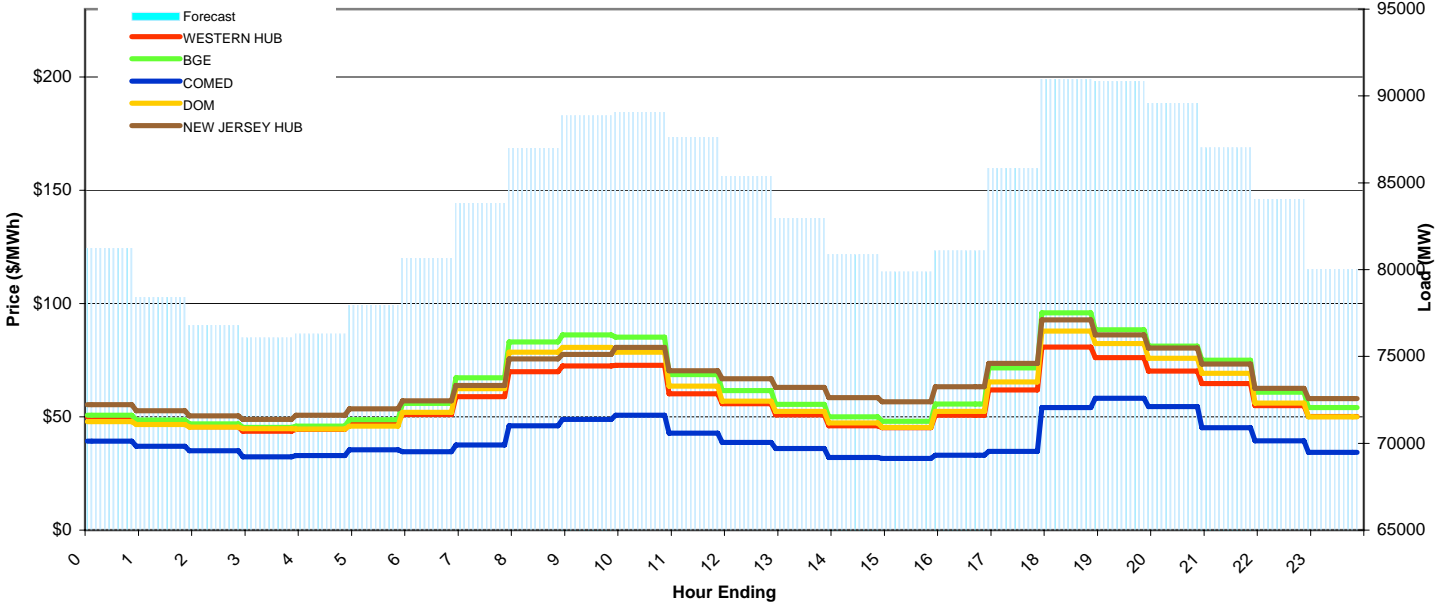
PJM Daily Report

Data for 23-Feb-2008

Price Color Codes: ≤0 ≥100 ≥200

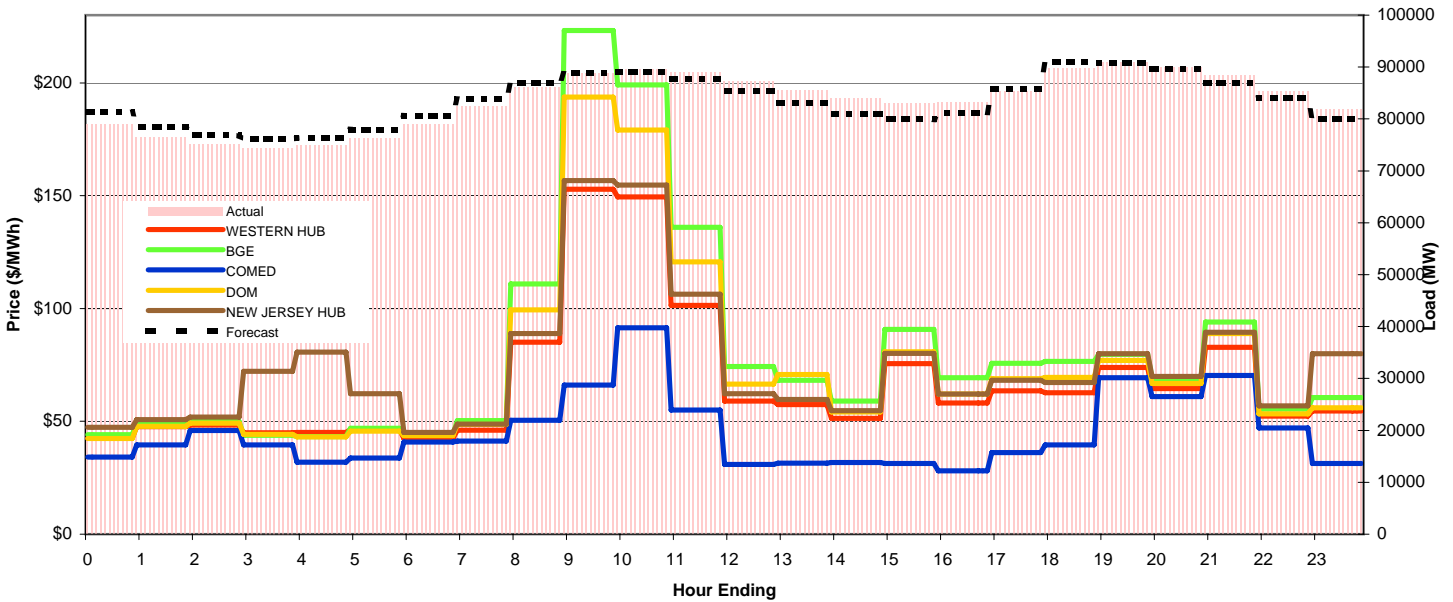
Day-Ahead Prices and Forecast Load

	HE1	HE2	HE3	HE4	HE5	HE6	HE7	HE8	HE9	HE10	HE11	HE12	HE13	HE14	HE15	HE16	HE17	HE18	HE19	HE20	HE21	HE22	HE23	HE24	avg all/peak
WESTERN HUB	50.07	47.57	45.59	43.72	44.52	47.71	51.03	58.93	69.95	72.49	72.73	60.25	55.86	50.89	46.05	45.18	50.75	61.84	80.83	76.09	70.27	64.77	54.99	50.09	57 / 62
BGE	50.74	48.535	46.959	45.419	45.942	48.76	55.966	67.216	83.13	86.146	85.137	68.628	61.533	55.52	49.961	48.065	55.726	71.599	95.942	88.51	81.238	74.987	60.913	54.101	64 / 71
COMED	39.235	37.012	35.014	32.324	32.921	35.418	34.584	37.579	46.031	48.923	50.67	42.796	38.689	36.007	32.062	31.592	33.048	34.811	54.071	58.207	54.5	45.18	39.369	34.323	40 / 43
DOM	47.87	46.584	45.497	44.765	44.71	45.925	52.042	62.46	78.524	80.608	78.597	63.588	56.924	52.436	47.354	45.347	52.345	65.423	87.882	82.336	75.807	69.239	56.1	49.971	60 / 66
NEW JERSEY HUB	55.39	52.74	50.39	48.93	50.66	53.53	57.05	63.79	75.54	77.56	80.74	70.34	66.77	62.99	58.46	56.67	63.23	73.64	92.87	86.16	80.43	73.29	62.58	58.13	65 / 72
DA Forecast	81.2	78.4	76.8	76.1	76.3	78.0	80.7	83.8	87.0	88.9	89.0	87.6	85.4	83.0	80.9	79.9	81.1	85.8	91.0	90.8	89.6	87.0	84.1	80.0	83 / 86



Preliminary Real-Time Prices with Forecasted and Actual System Load

	HE1	HE2	HE3	HE4	HE5	HE6	HE7	HE8	HE9	HE10	HE11	HE12	HE13	HE14	HE15	HE16	HE17	HE18	HE19	HE20	HE21	HE22	HE23	HE24	avg all/peak
WESTERN HUB	42.49	47.65	48.31	45.01	45.07	46.34	42.41	46.07	85.04	152.85	149.42	101.44	59.05	57.48	51.28	75.61	58.10	63.58	62.66	73.86	64.56	82.88	52.30	54.55	67 / 77
BGE	44.062	49.503	49.914	43.847	43.304	46.997	44.156	50.277	110.82	223.13	199.14	136.05	74.299	68.192	59.034	90.734	69.334	75.772	76.501	79.735	68.985	94.063	55.407	60.61	80 / 96
COMED	34.112	39.559	45.91	39.539	31.963	33.688	40.809	41.332	50.549	66.118	91.498	54.955	30.93	31.467	31.754	31.277	28.062	36.119	39.6	69.292	61.04	70.369	47.106	31.315	45 / 49
DOM	42.348	47.82	49.214	44.212	43.06	45.692	43.665	48.654	99.42	193.74	179.14	120.71	66.472	70.691	54.195	80.79	62.128	68.968	69.459	77.049	66.813	88.899	53.336	56.052	74 / 88
NEW JERSEY HUB	47.39	50.73	51.83	72.12	80.69	62.26	45.12	48.77	88.97	156.71	154.70	106.41	62.29	59.73	54.69	80.15	62.14	68.22	67.18	80.00	69.92	89.49	56.84	79.94	75 / 82
Percent Forecast	-2.84	-2.58	-2.35	-2.22	-1.87	-2.19	-2.17	-1.72	-1.15	-0.08	0.56	1.43	2.23	3.05	3.66	3.76	2.60	-0.48	-1.27	0.09	0.46	1.47	1.56	2.17	
RTLoad	78.991	76.428	75.061	74.423	74.899	76.278	78.957	82.405	86.024	88.795	89.543	88.901	87.321	85.587	83.942	82.999	83.249	85.413	89.82	90.933	89.98	88.32	85.393	81.816	



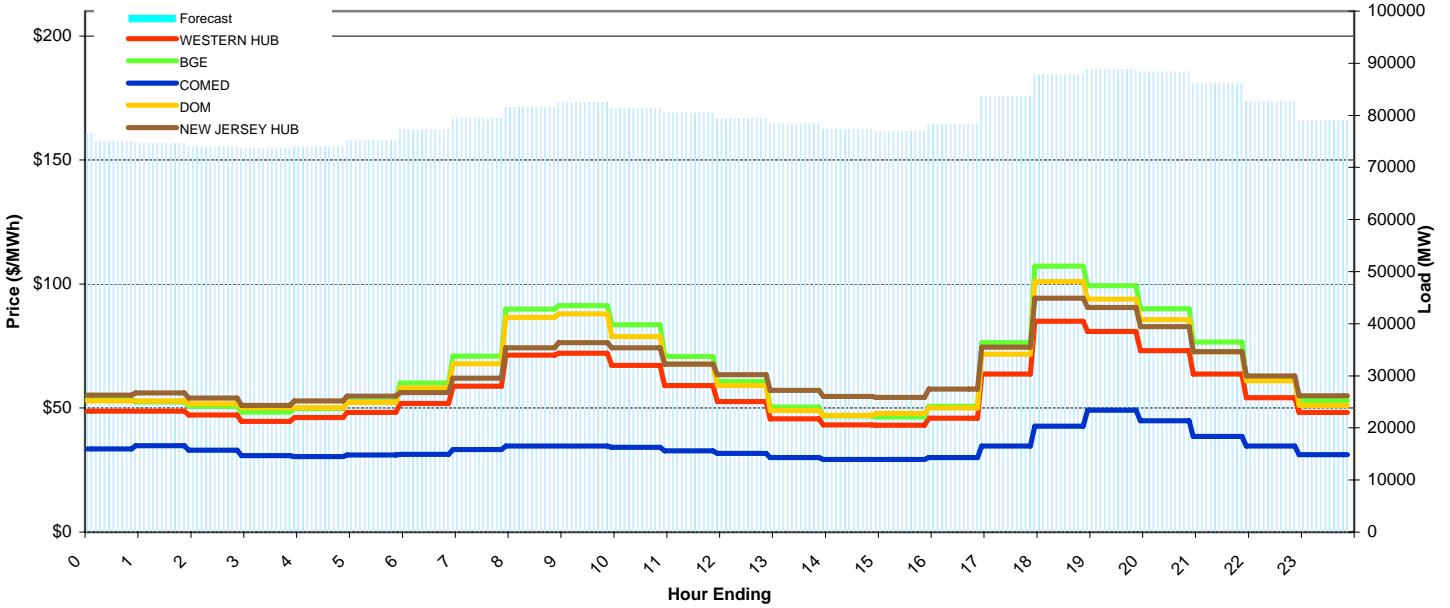
PJM Daily Report

Data for 24-Feb-2008

Price Color Codes: ≤0 ≥100 ≥200

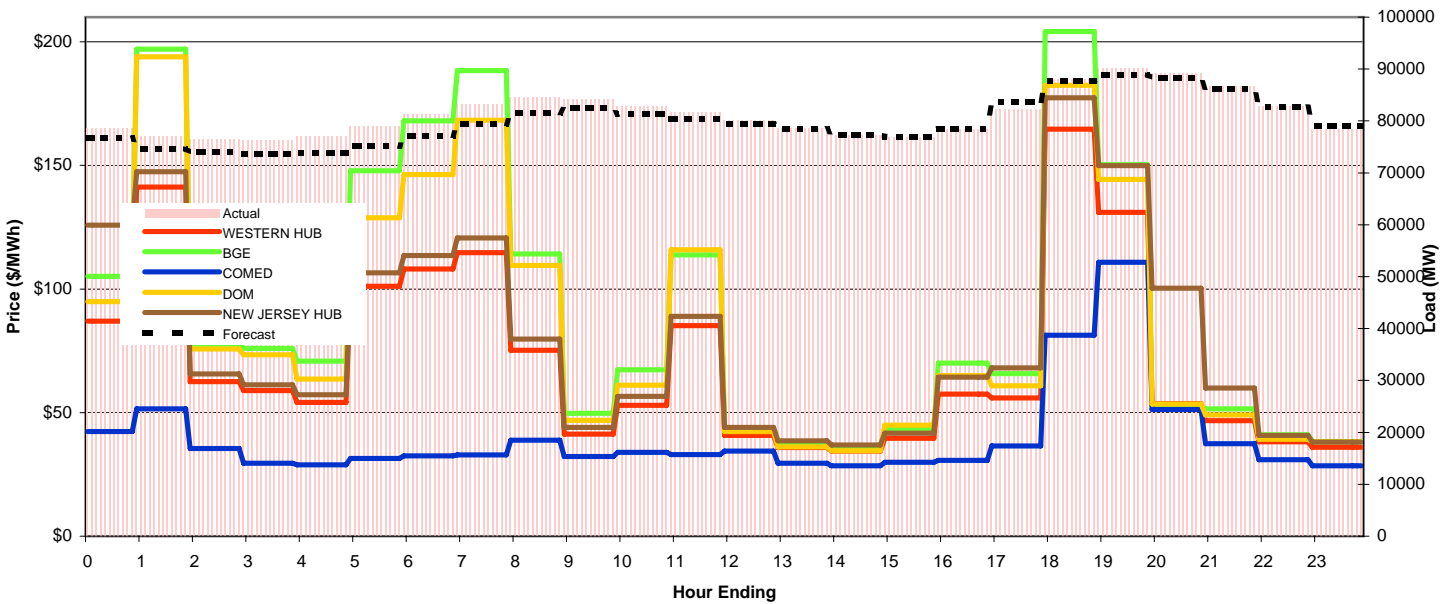
Day-Ahead Prices and Forecast Load

	HE1	HE2	HE3	HE4	HE5	HE6	HE7	HE8	HE9	HE10	HE11	HE12	HE13	HE14	HE15	HE16	HE17	HE18	HE19	HE20	HE21	HE22	HE23	HE24	avg all/peak
WESTERN HUB	48.79	48.76	47.26	44.67	46.20	48.23	51.84	58.80	71.35	72.11	67.26	59.02	52.59	45.65	43.27	43.14	45.96	63.69	85.06	80.88	73.09	63.78	54.14	48.20	57 / 61
BGE	53.47	52.447	50.69	48.33	49.82	52.607	60.085	70.894	89.88	91.316	83.603	70.832	60.694	50.381	46.852	46.414	50.64	76.408	107.25	99.303	90.007	76.563	62	53.045	66 / 73
COMED	33.587	34.838	33.021	30.77	30.403	31.08	31.4	33.321	34.662	34.683	34.128	32.805	31.675	30.004	29.24	29.256	30.045	34.723	42.733	49.093	44.943	38.612	34.74	31.188	34 / 35
DOM	52.861	52.831	51.707	50.183	50.209	52.207	58.079	67.83	86.554	88.004	78.873	67.771	59.036	49.024	47.045	47.861	50.036	71.711	100.98	93.892	85.628	72.619	60.982	51.045	64 / 70
NEW JERSEY HUB	55.23	56.05	54.09	51.11	52.94	54.87	56.22	61.98	74.36	76.40	74.31	67.70	63.49	57.11	54.72	54.26	57.65	74.55	94.35	90.51	82.83	72.77	62.92	54.90	65 / 70
DA Forecast	76.6	74.7	74.0	73.6	73.9	75.1	77.2	79.4	81.6	82.5	81.4	80.5	79.4	78.4	77.4	77.0	78.3	83.6	87.8	88.9	88.3	86.2	82.8	79.1	80 / 82



Preliminary Real-Time Prices with Forecasted and Actual System Load

	HE1	HE2	HE3	HE4	HE5	HE6	HE7	HE8	HE9	HE10	HE11	HE12	HE13	HE14	HE15	HE16	HE17	HE18	HE19	HE20	HE21	HE22	HE23	HE24	avg all/peak
WESTERN HUB	87.02	141.22	62.55	58.87	54.17	101.14	108.10	114.71	75.20	41.36	52.98	85.21	40.77	35.91	34.45	39.56	57.46	55.87	164.66	130.98	53.61	46.68	38.14	35.94	72 / 67
BGE	105.11	197	77.634	76.009	70.761	147.82	168.02	188.41	114.24	49.661	67.377	113.83	43.945	37.558	36.029	43.475	70.086	65.797	204.17	150.37	52.627	51.549	41.085	38.308	92 / 83
COMED	42.361	51.555	35.427	29.551	28.856	31.458	32.533	32.916	38.802	32.261	33.903	33.047	34.471	29.482	28.43	29.846	30.706	36.477	81.272	110.88	51.298	37.396	30.912	28.44	40 / 42
DOM	94.88	193.89	75.768	73.449	63.536	128.77	146.34	168.3	109.58	46.911	61.111	115.84	42.36	36.085	34.621	44.929	64.994	60.856	182.47	144.38	53.443	49.078	39.188	38.245	86 / 78
NEW JERSEY HUB	125.91	147.50	65.60	61.28	57.28	106.49	113.56	120.70	79.82	44.05	56.51	88.89	44.02	38.53	36.88	41.66	64.35	68.16	177.32	149.96	100.32	59.98	40.75	38.11	80 / 76
Percent Forecast	2.64	3.20	3.22	3.58	4.12	4.88	5.01	4.65	3.35	2.01	1.81	1.38	1.05	0.34	-0.09	-0.10	0.08	-1.62	0.36	1.40	0.96	0.62	-0.06	-0.74	
RTLoad	78.697	77.152	76.42	76.328	77.117	78.961	81.271	83.316	84.434	84.208	82.877	81.605	80.231	78.661	77.294	76.896	78.394	82.24	88.104	90.148	89.204	86.697	82.711	78.494	



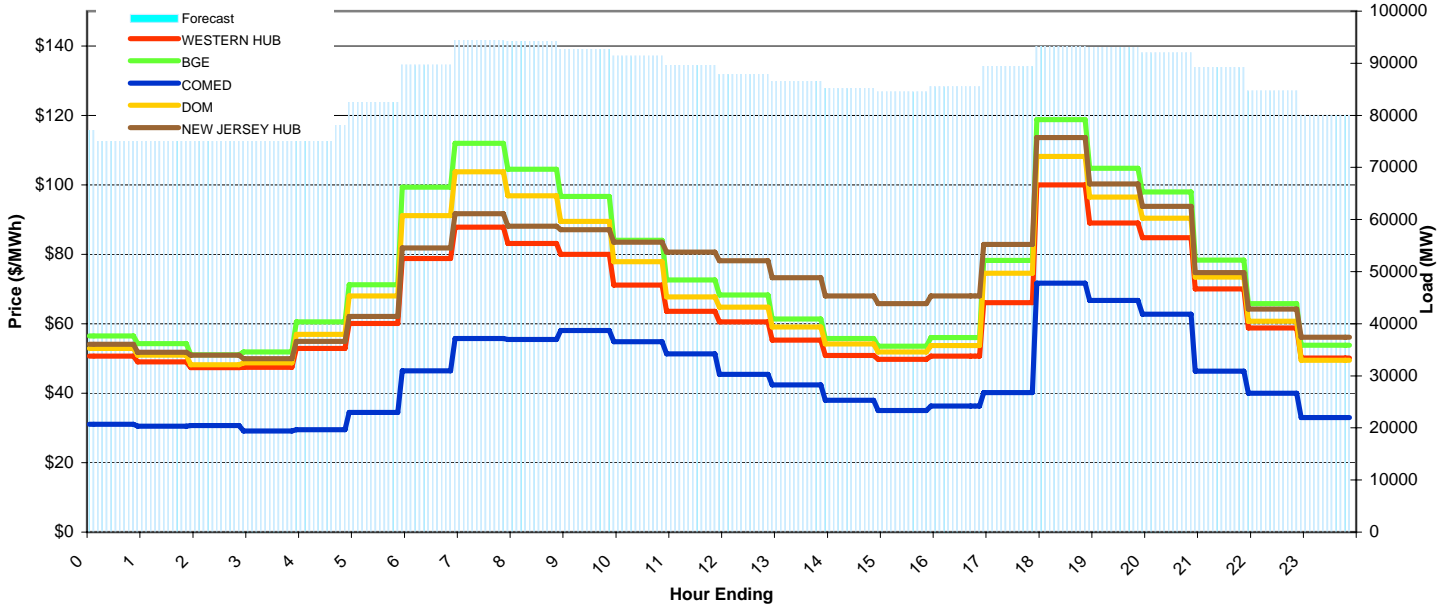
PJM Daily Report

Data for 25-Feb-2008

Price Color Codes: ≤0 ≥100 ≥200

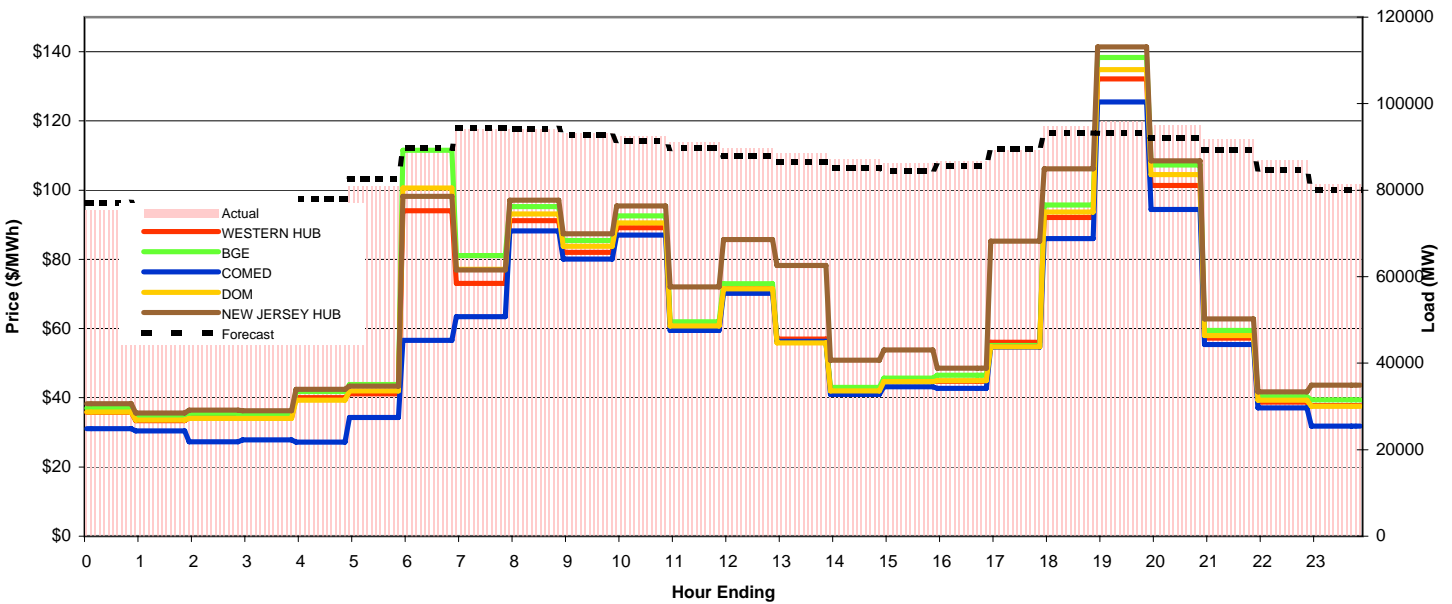
Day-Ahead Prices and Forecast Load

	HE1	HE2	HE3	HE4	HE5	HE6	HE7	HE8	HE9	HE10	HE11	HE12	HE13	HE14	HE15	HE16	HE17	HE18	HE19	HE20	HE21	HE22	HE23	HE24	avg all/peak
WESTERN HUB	50.66	48.98	47.35	47.46	52.88	60.03	78.79	87.85	83.09	80.00	71.15	63.58	60.53	55.24	50.89	49.75	50.67	66.02	100.00	89.01	84.72	70.00	58.79	50.14	65 / 70
BGE	56.46	54.296	51.082	51.833	60.531	71.26	99.304	111.96	104.52	96.67	84.033	72.583	68.305	61.388	55.729	53.562	55.991	78.206	118.74	104.76	97.913	78.306	65.746	53.807	75 / 82
COMED	31.014	30.51	30.677	29.122	29.456	34.452	46.399	55.706	55.476	58.085	54.793	51.277	45.461	42.353	37.939	35.021	36.333	74.545	40.131	71.696	66.692	62.732	46.356	39.995	44 / 50
DOM	52.901	50.945	48.162	48.713	56.955	68	91.105	103.72	96.875	89.449	77.891	67.708	64.814	59.03	54.169	51.873	53.736	74.545	108.14	96.465	90.363	73.444	60.702	49.501	70 / 76
NEW JERSEY HUB	54.06	51.81	50.98	49.89	54.91	62.12	81.79	91.66	88.04	87.03	83.45	80.60	78.10	73.25	67.97	65.77	68.00	82.83	113.61	100.28	93.79	74.72	64.21	56.10	74 / 82
DA Forecast	77.1	76.0	75.7	76.3	78.1	82.6	89.7	94.4	94.2	92.7	91.4	89.6	87.9	86.5	85.2	84.5	85.5	89.4	93.3	93.1	92.0	89.3	84.7	80.0	86 / 90



Preliminary Real-Time Prices with Forecasted and Actual System Load

	HE1	HE2	HE3	HE4	HE5	HE6	HE7	HE8	HE9	HE10	HE11	HE12	HE13	HE14	HE15	HE16	HE17	HE18	HE19	HE20	HE21	HE22	HE23	HE24	avg all/peak
WESTERN HUB	35.83	33.39	34.28	34.19	40.05	41.11	94.06	73.05	91.16	82.06	89.15	60.61	71.50	56.93	42.20	44.78	44.76	56.05	92.07	132.11	101.37	57.23	38.74	37.74	62 / 71
BGE	37.028	34.428	35.493	35.407	41.772	43.803	111.52	81.143	95.228	85.438	92.6	62.001	72.944	56.098	43.006	45.706	46.498	55.074	95.723	138.35	107.24	59.502	40.34	39.4	65 / 74
COMED	31.041	30.435	27.286	27.876	27.153	34.31	56.588	63.407	88.193	80.126	87.05	59.44	70.205	56.322	40.943	43.16	42.729	54.619	86.049	125.5	94.39	55.35	37.057	31.818	56 / 68
DOM	35.878	33.573	34.011	34.032	39.334	41.97	100.63	77.089	93.111	83.762	90.525	60.775	71.528	55.879	42.016	44.657	44.921	54.73	93.684	134.88	104.51	57.974	39.266	37.564	63 / 72
NEW JERSEY HUB	38.24	35.64	36.46	36.29	42.41	43.34	98.24	76.92	97.14	87.36	95.44	72.01	85.69	78.24	50.88	53.82	48.55	85.29	106.15	141.37	108.50	62.83	41.70	43.62	69 / 81
Percent Forecast	-2.31	-3.37	-3.61	-3.74	-3.54	-2.23	-0.20	-0.49	-0.02	0.51	1.08	1.45	2.04	2.19	2.17	1.95	1.24	-0.27	1.58	2.93	3.07	2.75	2.49	1.58	
RTLoad	75.324	73.529	73.096	73.518	75.397	80.775	89.51	93.935	94.163	93.17	92.375	90.964	89.754	88.407	87.102	86.182	86.567	89.203	94.745	95.917	94.93	91.797	86.85	81.306	



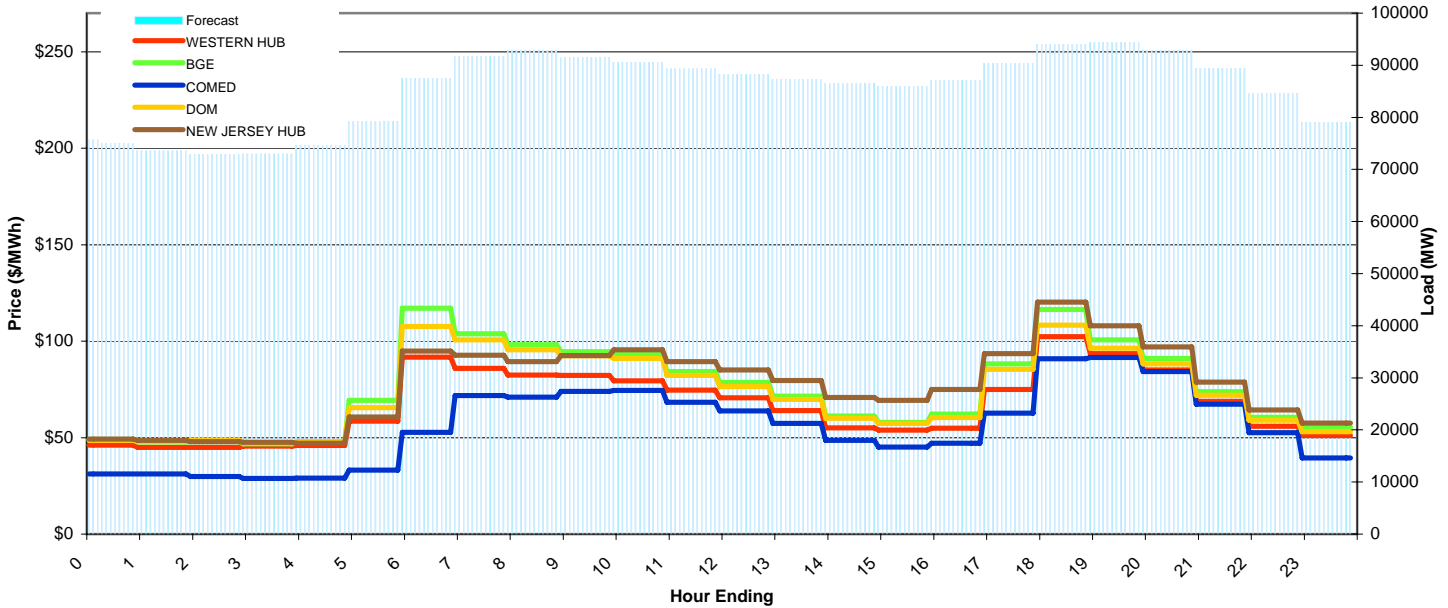
PJM Daily Report

Data for 26-Feb-2008

Price Color Codes: ≤0 ≥100 ≥200

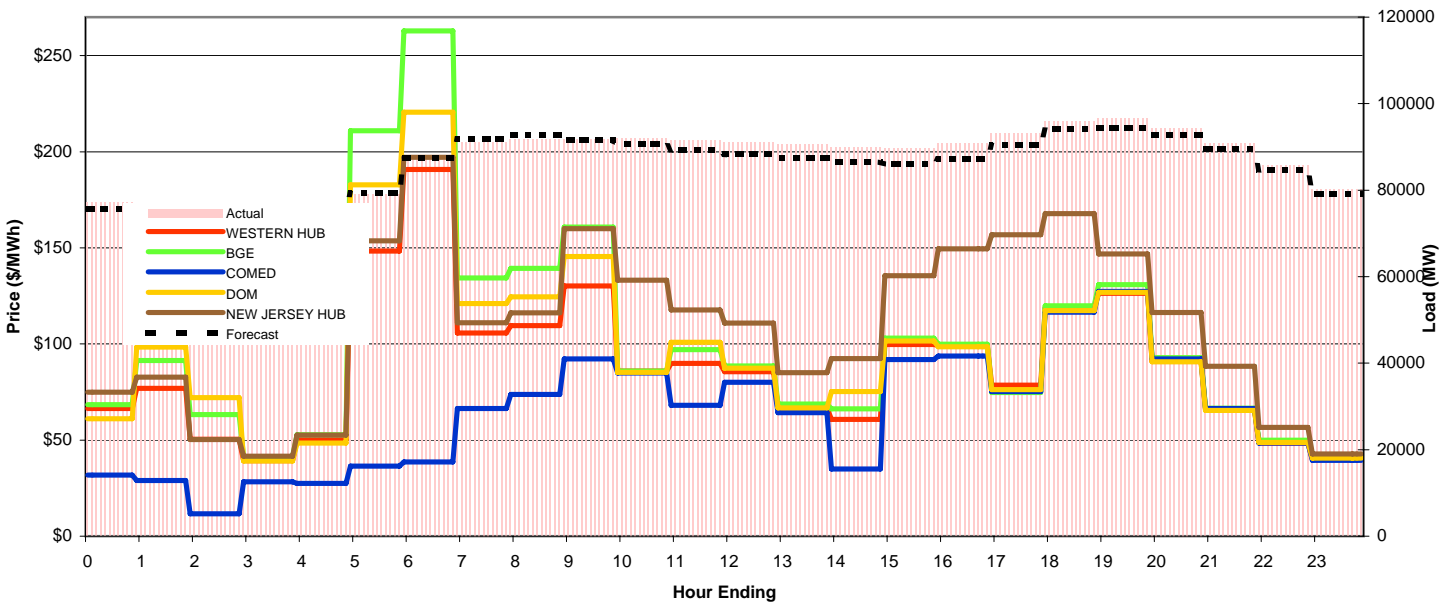
Day-Ahead Prices and Forecast Load

	HE1	HE2	HE3	HE4	HE5	HE6	HE7	HE8	HE9	HE10	HE11	HE12	HE13	HE14	HE15	HE16	HE17	HE18	HE19	HE20	HE21	HE22	HE23	HE24	avg all/peak
WESTERN HUB	46.16	45.00	44.90	45.58	45.99	58.57	91.75	85.99	82.42	82.32	79.41	74.69	70.63	63.94	55.06	53.95	54.83	75.00	102.31	93.49	85.00	68.76	55.90	51.15	67 / 74
BGE	49.048	47.839	47.943	46.851	47.554	69.379	117.15	103.77	98.147	94.616	93.184	84.321	78.617	71.563	61.176	57.84	62.228	88.254	116.38	100.62	90.973	73.747	60.562	55.323	76 / 83
COMED	31.105	31.103	29.885	28.809	29.006	33.227	52.813	71.856	70.995	73.975	74.468	68.335	63.777	57.302	48.563	45.191	47.042	62.632	90.892	91.51	84.332	67.265	52.5	39.431	56 / 67
DOM	48.537	47.966	48.712	47.071	47.997	65.584	107.56	100.69	95.446	92.295	90.978	82.275	76.424	69.789	60.1	57.385	60.294	85.458	108.35	96.345	88.306	71.913	59.023	53.103	73 / 81
NEW JERSEY HUB	49.34	48.63	47.87	47.56	47.07	60.65	94.80	92.78	89.44	92.53	95.48	89.45	85.10	79.54	70.88	69.39	74.88	93.46	120.25	108.05	96.99	78.83	64.35	57.52	77 / 88
DA Forecast	75.7	73.6	72.9	73.0	74.7	79.3	87.5	91.8	92.8	91.5	90.6	89.3	88.2	87.4	86.5	86.0	87.2	90.3	94.0	94.4	92.9	89.4	84.7	79.1	86 / 90



Preliminary Real-Time Prices with Forecasted and Actual System Load

	HE1	HE2	HE3	HE4	HE5	HE6	HE7	HE8	HE9	HE10	HE11	HE12	HE13	HE14	HE15	HE16	HE17	HE18	HE19	HE20	HE21	HE22	HE23	HE24	avg all/peak
WESTERN HUB	66.36	76.97	50.44	39.30	50.09	148.30	190.79	105.63	109.53	130.23	85.96	89.86	85.50	66.70	60.78	99.67	99.27	78.53	118.82	126.39	90.87	65.65	48.38	39.92	88 / 91
BGE	68.424	91.357	63.252	41.209	52.723	210.93	262.81	134.37	139.37	160.83	85.938	97.084	88.638	68.672	66.186	102.96	99.942	74.669	119.9	130.91	92.896	66.511	49.942	41.557	100 / 99
COMED	31.776	28.896	11.682	28.248	27.463	36.48	38.538	66.399	73.672	92.253	84.859	68.024	80.14	64.249	34.909	91.9	93.639	75.267	116.51	127.42	92.143	66.34	48.38	39.412	63 / 80
DOM	61.144	98.401	72.129	39.199	48.522	182.74	220.61	121.07	124.47	145.51	85.241	100.81	87.412	66.703	75.318	101.59	98.62	76.227	117.36	126.81	90.757	65.393	48.786	40.55	96 / 96
NEW JERSEY HUB	74.87	82.67	50.34	41.70	52.60	153.72	197.04	111.06	116.15	159.90	133.24	117.65	110.78	85.08	92.43	135.57	149.41	156.74	167.75	146.90	116.41	88.37	56.64	42.85	110 / 122
Percent Forecast	1.84	1.28	0.68	0.20	-0.42	-0.25	-0.69	-0.68	-1.25	0.36	1.57	2.45	3.03	3.70	3.83	4.22	4.06	2.99	2.12	2.18	1.62	1.53	1.28	1.43	
RTLoad	77.086	74.567	73.363	73.121	74.387	79.056	86.869	91.177	91.64	91.827	92.058	91.572	91.002	90.716	89.947	89.766	90.859	93.123	96.037	96.527	94.384	90.831	85.762	80.206	



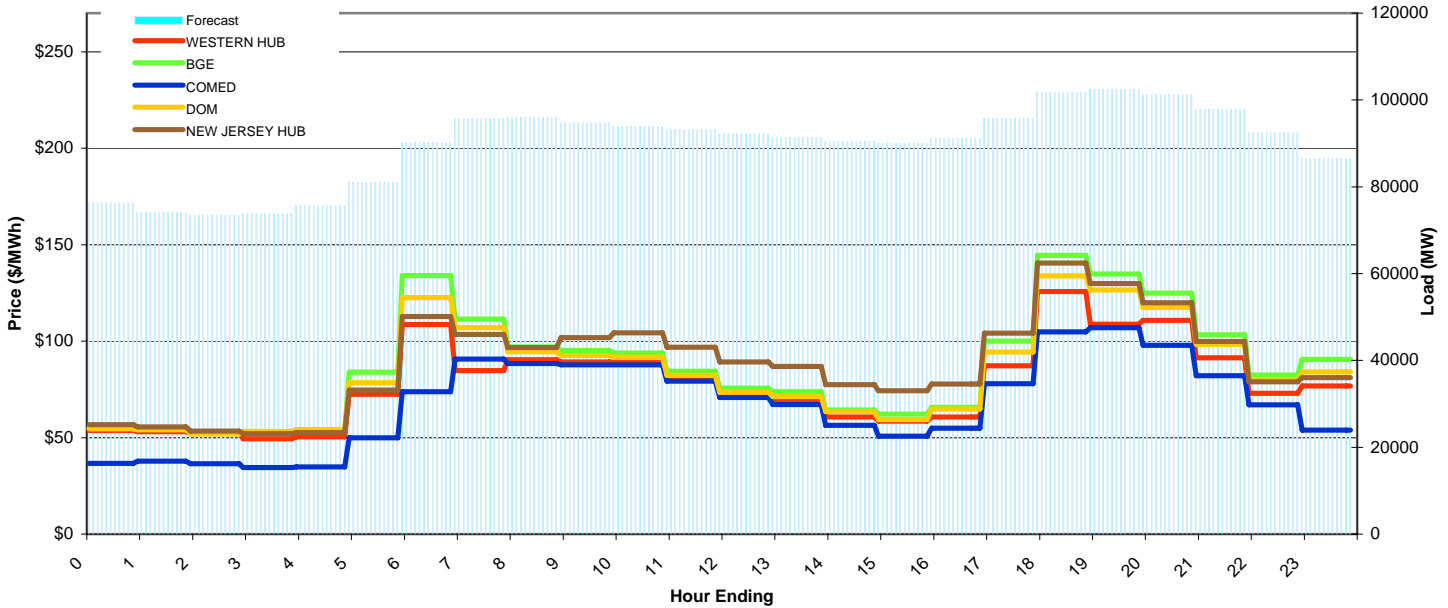
PJM Daily Report

Data for 27-Feb-2008

Price Color Codes: ≤0 ≥100 ≥200

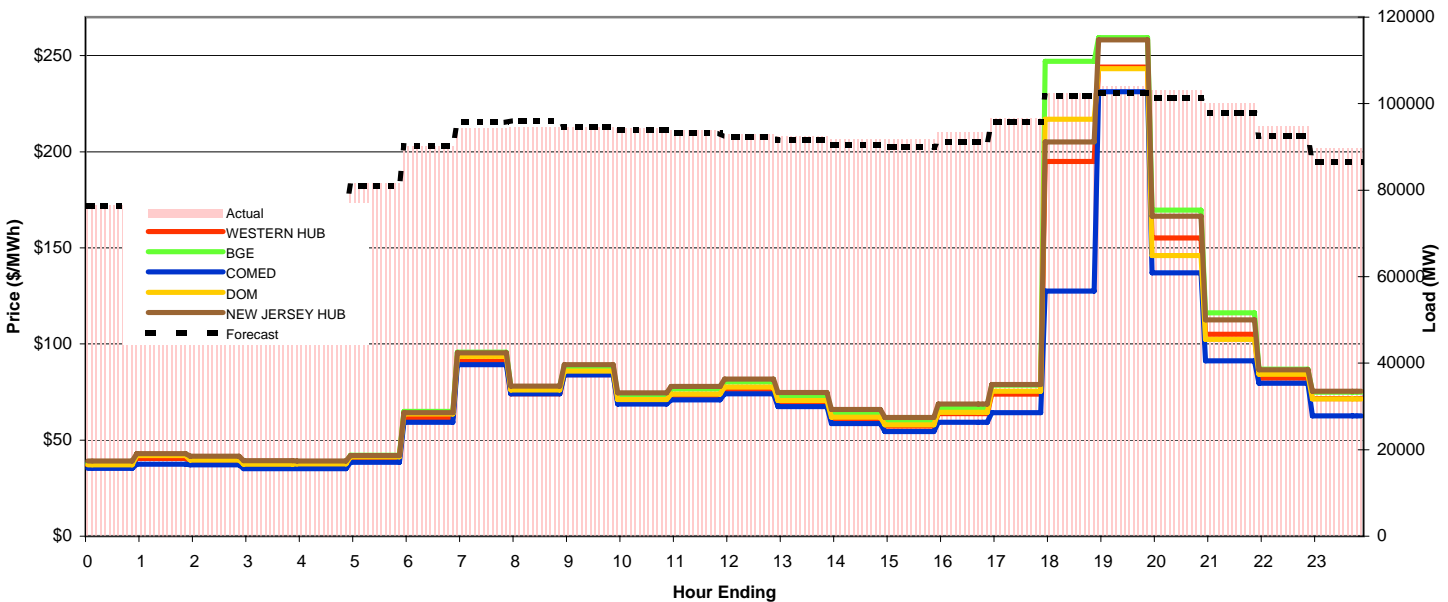
Day-Ahead Prices and Forecast Load

	HE1	HE2	HE3	HE4	HE5	HE6	HE7	HE8	HE9	HE10	HE11	HE12	HE13	HE14	HE15	HE16	HE17	HE18	HE19	HE20	HE21	HE22	HE23	HE24	avg all/peak
WESTERN HUB	53.79	53.14	52.18	49.45	50.40	72.43	108.58	84.74	90.37	89.18	88.98	79.97	72.55	69.67	60.65	58.54	60.72	87.29	125.72	108.76	110.84	91.44	73.00	76.76	78 / 85
BGE	55.061	54.197	52.125	52.169	53.342	83.993	134.08	111.42	97.011	95.27	93.926	84.418	75.576	73.785	64.333	62.213	65.745	100.02	144.48	134.8	124.92	103.29	82.37	90.583	87 / 95
COMED	36.722	37.845	36.483	34.439	34.858	49.922	73.875	90.723	88.318	87.74	87.802	79.272	70.839	67.108	56.343	50.798	54.977	77.998	104.86	106.9	97.92	82.168	67.014	53.933	68 / 79
DOM	54.494	54.008	51.91	53.165	54.311	78.384	122.54	106.96	94.523	92.581	91.694	82.259	73.427	71.234	63.439	59.365	64.833	94.405	133.82	126.57	117.45	98.284	79.734	84.154	83 / 91
NEW JERSEY HUB	56.69	55.51	53.46	52.13	52.63	74.58	112.74	103.53	96.74	101.89	104.33	96.77	89.29	86.84	77.47	74.30	77.85	104.15	140.39	129.83	119.88	99.90	78.97	81.09	88 / 99
DA Forecast	76.3	74.1	73.5	73.8	75.6	81.0	90.2	95.6	96.0	94.7	94.0	93.2	92.2	91.5	90.4	90.1	91.1	95.8	101.7	102.5	101.2	97.9	92.4	86.4	90 / 95



Preliminary Real-Time Prices with Forecasted and Actual System Load

	HE1	HE2	HE3	HE4	HE5	HE6	HE7	HE8	HE9	HE10	HE11	HE12	HE13	HE14	HE15	HE16	HE17	HE18	HE19	HE20	HE21	HE22	HE23	HE24	avg all/peak
WESTERN HUB	36.59	40.50	39.08	36.97	37.07	40.35	61.84	90.86	74.13	84.13	69.99	72.92	76.41	69.87	61.29	57.19	63.68	73.84	194.88	244.00	155.16	105.07	82.15	71.66	81 / 98
BGE	38.005	42.354	40.474	38.385	38.534	42.176	64.957	95.658	77.813	88.247	73.413	76.575	80.161	73.111	64.212	59.959	66.764	78.568	247.09	259.42	169.57	116.11	86.926	74.918	87 / 107
COMED	35.238	37.458	37.177	35.089	35.105	38.42	59.208	89.22	74.081	83.871	68.82	70.838	74.064	67.363	58.609	54.467	59.19	64.266	127.45	231.22	136.96	91.157	79.547	62.558	74 / 89
DOM	37.077	41.874	39.621	37.502	37.635	41.284	63.606	93.56	76.11	85.82	71.052	73.971	77.5	70.606	61.887	57.896	64.458	75.377	216.88	243.12	146.02	102.3	84.229	71.461	82 / 100
NEW JERSEY HUB	39.14	43.02	41.64	39.22	39.16	42.03	64.29	95.41	78.15	89.23	74.50	77.92	81.65	74.79	65.92	61.70	68.78	78.88	205.06	258.17	166.49	112.55	86.60	75.45	86 / 105
Percent Forecast	0.26	0.84	0.90	0.92	1.01	0.65	-0.27	-1.40	-1.47	-0.24	0.42	0.68	0.84	0.96	1.53	1.87	2.34	0.88	0.60	1.49	1.69	2.24	2.49	3.63	
RTLoad	76.497	74.757	74.187	74.491	76.374	81.512	90.006	94.327	94.625	94.463	94.379	93.806	92.96	92.375	91.835	91.78	93.291	96.607	102.31	104.03	102.97	100.13	94.809	89.695	



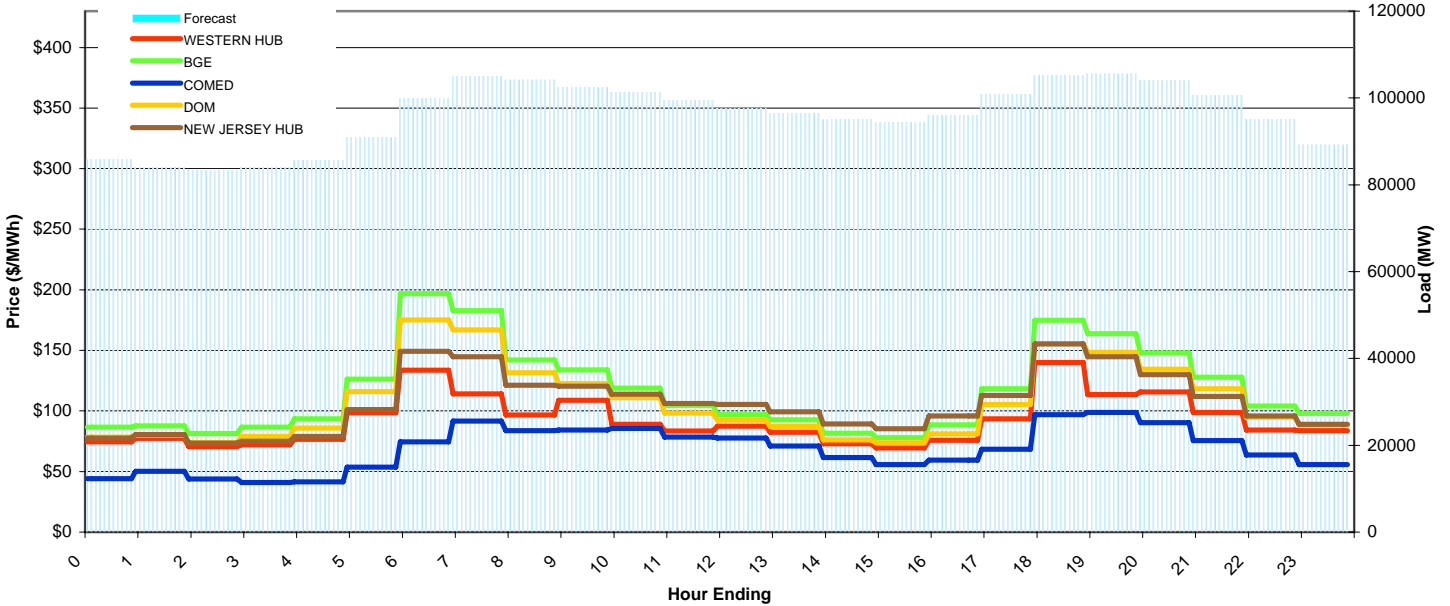
PJM Daily Report

Data for 28-Feb-2008

Price Color Codes: ≤0 ≥100 ≥200

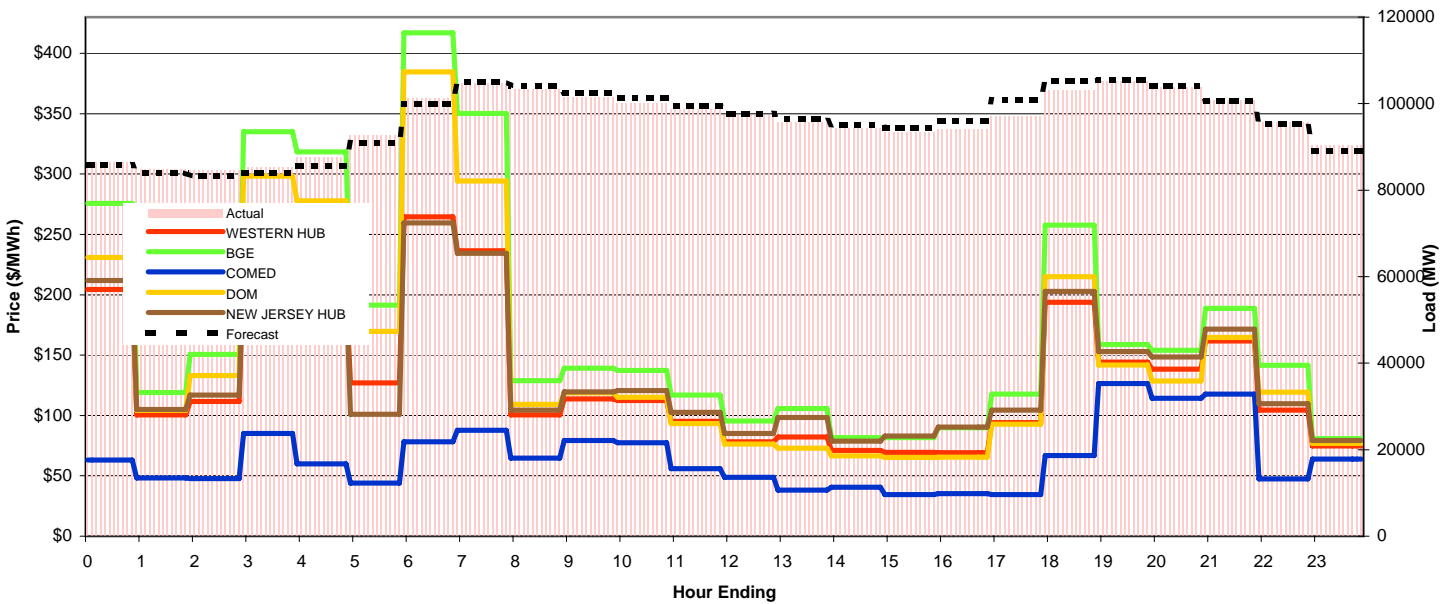
Day-Ahead Prices and Forecast Load

	HE1	HE2	HE3	HE4	HE5	HE6	HE7	HE8	HE9	HE10	HE11	HE12	HE13	HE14	HE15	HE16	HE17	HE18	HE19	HE20	HE21	HE22	HE23	HE24	avg all/peak
WESTERN HUB	74.51	77.49	70.45	72.23	76.59	98.52	133.76	113.97	96.63	108.86	89.00	83.37	87.32	82.34	72.96	69.53	75.81	93.56	140.00	113.45	115.79	98.79	84.21	83.71	92 / 95
BGE	86.65	87.647	81.235	86.521	93.569	126.38	196.71	182.78	142.23	133.88	118.97	104.52	96.958	92.743	81.733	77.96	88.607	118.3	174.84	163.88	147.97	127.96	104.12	97.883	117 / 122
COMED	44.082	50.209	43.78	40.972	41.352	53.689	74.394	91.646	83.798	84.235	85.67	78.412	77.688	71.061	61.593	55.71	59.349	68.524	96.821	98.777	90.388	75.606	63.775	55.721	69 / 78
DOM	78.394	80.154	74.045	78.897	85.848	115.82	175.16	166.87	131.41	122.44	110.83	98.324	92.412	87.235	76.116	73.64	81.026	105.35	155.68	148.45	134.5	118.36	94.921	88.491	107 / 112
NEW JERSEY HUB	77.66	80.49	73.52	74.97	79.00	101.23	149.13	144.68	121.26	120.47	113.73	106.30	105.29	99.19	89.30	85.41	95.95	112.83	155.32	144.74	129.88	111.93	95.85	89.07	107 / 115
DA Forecast	85.8	84.0	83.3	84.0	85.7	91.0	99.8	105.1	104.2	102.5	101.3	99.4	97.7	96.4	95.0	94.5	96.0	100.9	105.3	105.6	104.1	100.7	95.2	89.2	96 / 100



Preliminary Real-Time Prices with Forecasted and Actual System Load

	HE1	HE2	HE3	HE4	HE5	HE6	HE7	HE8	HE9	HE10	HE11	HE12	HE13	HE14	HE15	HE16	HE17	HE18	HE19	HE20	HE21	HE22	HE23	HE24	avg all/peak
WESTERN HUB	204.46	100.41	111.55	225.52	203.62	127.06	264.65	236.36	100.40	113.72	112.45	95.10	78.17	82.15	71.11	69.52	69.32	94.20	193.77	144.25	138.29	161.64	104.49	74.87	132 / 117
BGE	275.62	119.11	150.49	335.2	318.34	191.52	417.02	350.22	128.76	139.27	137.29	116.94	95.469	105.76	81.674	81.757	89.895	117.61	257.78	158.79	154.11	188.66	141.67	80.899	176 / 147
COMED	63.106	48.259	47.604	85.193	59.802	43.879	78.215	87.754	64.577	79.385	77.373	56.062	48.901	38.196	40.489	34.442	35.321	34.481	66.774	126.45	114.3	117.65	47.543	63.784	65 / 67
DOM	230.86	104.05	133.06	298.35	277.85	169.6	384.56	294.17	109.26	118.65	115.08	93.226	76.372	72.902	66.424	65.315	65.512	92.855	215.06	141.89	128.66	164.65	119.18	76.898	151 / 121
NEW JERSEY HUB	211.79	104.96	116.83	236.78	212.47	101.11	259.48	234.24	104.44	119.59	120.56	102.73	85.11	98.42	78.70	83.07	90.44	104.38	202.79	153.01	148.37	171.63	109.79	79.36	139 / 125
Percent Forecast	0.55	0.80	1.49	1.62	2.09	1.90	1.34	-0.44	-0.73	-1.04	-1.13	-0.82	-0.50	-0.78	-0.76	-1.20	-2.08	-3.93	-2.06	-0.52	-0.28	0.13	0.52	1.16	
RTLoad	86.312	84.681	84.587	85.335	87.496	92.738	101.2	104.6	103.42	101.49	100.12	98.628	97.183	95.675	94.312	93.334	94.079	97.118	103.12	105.04	103.76	100.8	95.681	90.229	



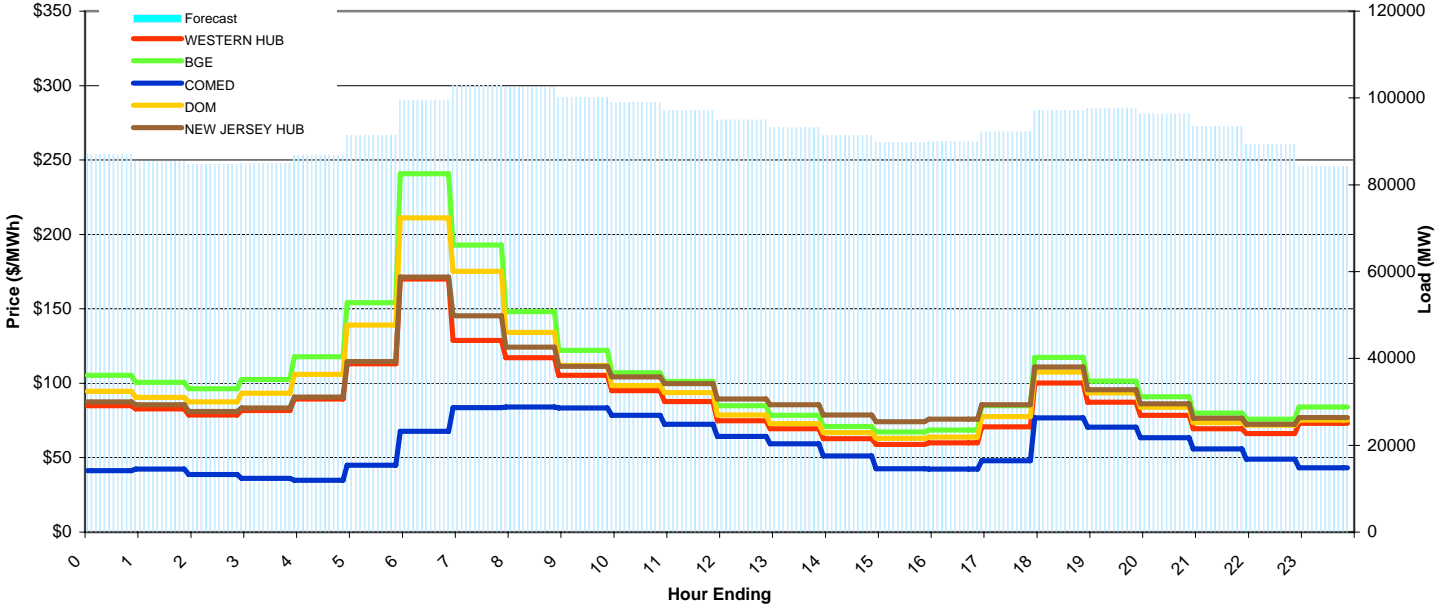
PJM Daily Report

Data for 29-Feb-2008

Price Color Codes: ≤0 ≥100 ≥200

Day-Ahead Prices and Forecast Load

	HE1	HE2	HE3	HE4	HE5	HE6	HE7	HE8	HE9	HE10	HE11	HE12	HE13	HE14	HE15	HE16	HE17	HE18	HE19	HE20	HE21	HE22	HE23	HE24	avg all/peak
WESTERN HUB	84.95	82.70	78.74	81.72	89.36	113.05	170.00	128.73	117.17	105.29	95.08	87.71	74.88	69.53	62.81	58.87	59.94	70.83	100.28	87.27	78.58	69.38	66.24	73.10	88 / 83
BGE	105.38	100.68	96.287	102.5	117.8	154.24	240.77	192.84	148.22	122.16	107.06	101.28	84.842	78.407	71.037	67.227	68.483	84.942	117.41	101.43	90.926	79.891	75.806	84.025	108 / 99
COMED	41.23	42.415	38.776	36.034	34.922	44.96	67.646	83.568	84.084	83.398	78.519	72.452	64.197	59.383	51.143	42.549	42.272	47.994	76.833	70.588	63.492	55.854	49.119	43.299	57 / 64
DOM	94.65	90.429	87.486	93.286	105.89	139.16	211.2	175.16	134.09	112.07	98.415	93.743	78.754	72.847	66.904	62.887	63.868	77.542	107.43	93.517	83.865	73.577	71.874	75.196	98 / 92
NEW JERSEY HUB	87.58	85.56	81.03	83.46	90.78	114.63	171.26	145.43	124.32	111.30	104.18	99.72	89.33	85.67	78.70	74.25	75.96	85.56	111.03	95.60	86.13	76.50	72.52	76.94	96 / 95
DA Forecast	87.1	85.4	84.7	85.0	86.9	91.4	99.5	103.0	102.5	100.1	99.0	97.1	94.9	93.2	91.3	89.8	89.9	92.2	97.2	97.7	96.3	93.5	89.3	84.2	93 / 95



Preliminary Real-Time Prices with Forecasted and Actual System Load

	HE1	HE2	HE3	HE4	HE5	HE6	HE7	HE8	HE9	HE10	HE11	HE12	HE13	HE14	HE15	HE16	HE17	HE18	HE19	HE20	HE21	HE22	HE23	HE24	avg all/peak
WESTERN HUB	75.99	62.07	60.79	97.84	93.61	191.26	223.48	216.91	71.95	59.87	69.02	76.51	65.53	45.89	45.56	43.61	39.14	58.45	99.80	65.30	57.99	60.88	56.72	42.44	83 / 71
BGE	81.913	72.213	72.948	122.72	123.89	307.63	337.47	333.72	80.598	62.709	72.211	79.691	68.344	47.92	47.514	45.546	41.468	65.571	132.89	68.35	60.675	65.784	58.695	44.298	104 / 83
COMED	32.886	46.119	35.791	31.327	32.181	37.033	75.777	72.159	61.538	57.768	65.98	73.275	62.521	43.231	43.155	41.097	35.004	29.53	44.93	62.63	55.333	55.82	54.816	39.454	50 / 54
DOM	73.711	67.035	66.322	106.33	106.98	255.95	291.74	291.29	77.471	60.877	69.582	76.623	65.658	45.992	45.585	43.71	40.358	69.452	116.31	65.913	58.526	61.617	56.973	43.486	94 / 78
NEW JERSEY HUB	79.24	65.74	63.91	101.48	96.82	195.12	227.13	217.93	75.55	63.42	74.13	84.01	70.80	49.58	49.29	47.18	42.13	61.38	108.55	70.70	62.83	67.97	61.03	45.43	87 / 75
Percent Forecast	-0.45	-0.15	-0.10	-0.49	-0.75	-0.62	-0.59	-0.75	-1.82	-1.64	-2.32	-2.09	-2.13	-1.65	-1.22	-0.40	0.25	0.21	-1.69	-2.35	-3.23	-3.93	-4.53	-5.27	
RTLoad	86.689	85.237	84.644	84.592	86.208	90.841	98.898	102.24	100.64	98.494	96.776	95.072	92.953	91.667	90.241	89.434	90.129	92.382	95.617	95.448	93.301	89.984	85.388	79.98	

