

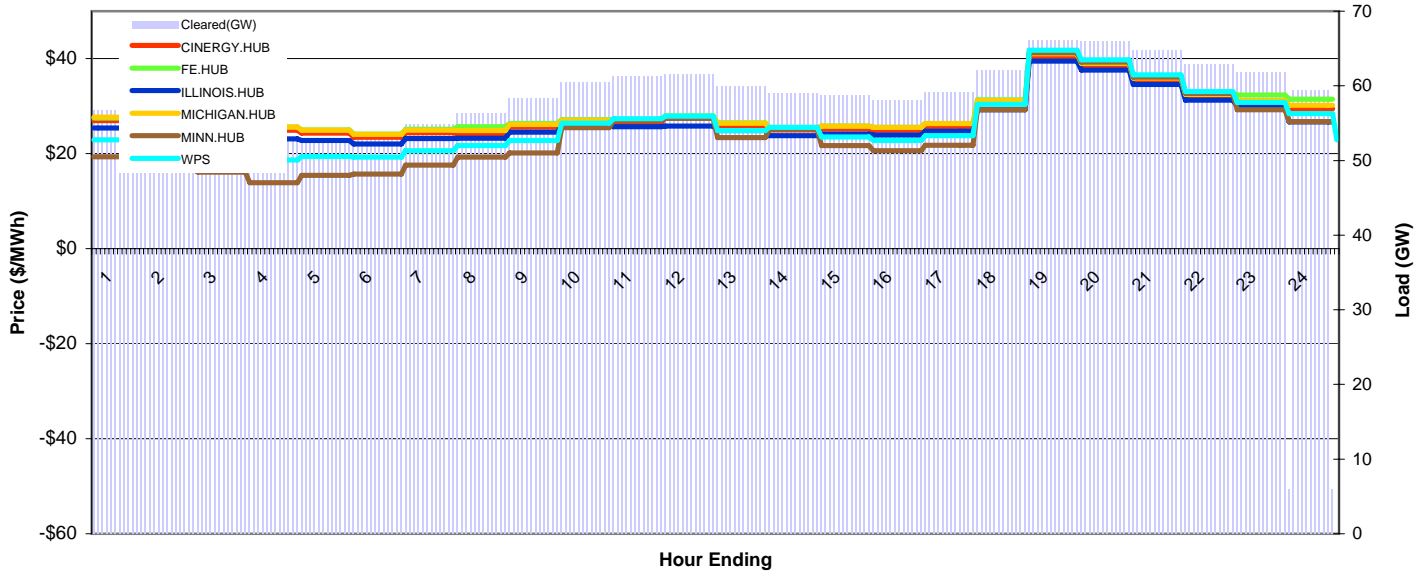
# MISO Daily Report

Delivery Day: Sunday, February 1, 2009

Price Color Codes: ≤0 ≥100 ≥200

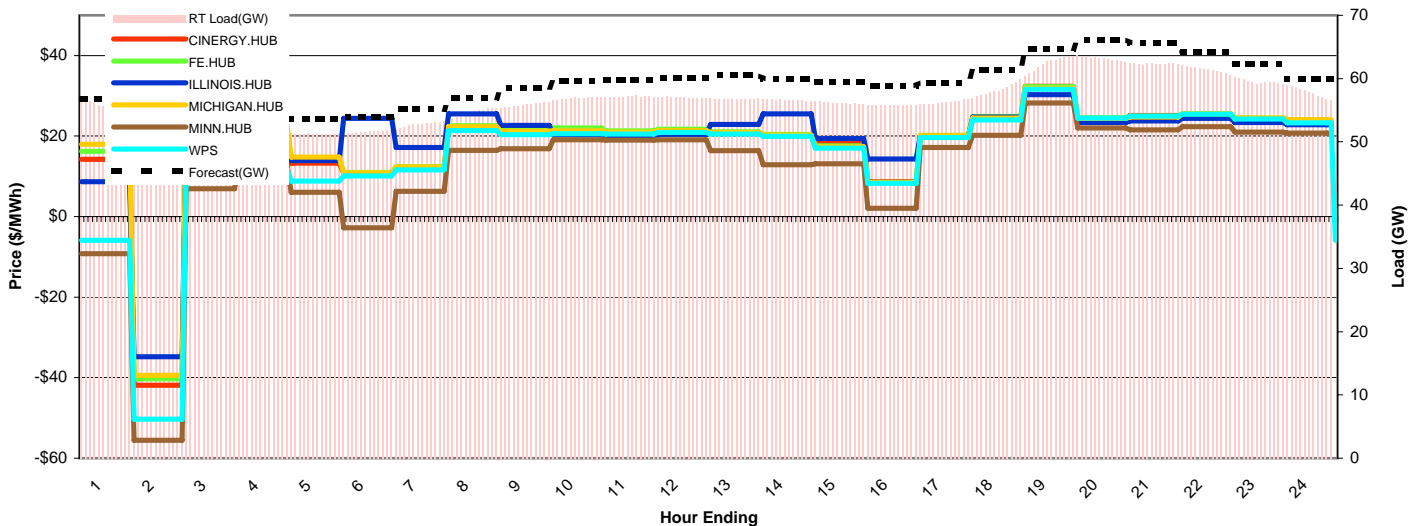
## Day-Ahead Prices and Cleared Load

	HE1	HE2	HE3	HE4	HE5	HE6	HE7	HE8	HE9	HE10	HE11	HE12	HE13	HE14	HE15	HE16	HE17	HE18	HE19	HE20	HE21	HE22	HE23	HE24
CINERGY.HUB	26.98	25.92	25.62	24.94	24.34	23.48	24.43	24.20	25.61	26.46	26.57	27.54	25.86	25.02	25.22	24.92	25.72	30.69	40.14	38.20	35.15	31.78	30.87	29.44
FE.HUB	27.53	26.38	26.13	25.63	25.01	24.14	25.13	25.71	26.35	27.16	27.16	27.98	26.48	25.51	25.82	25.56	26.38	31.34	41.23	39.24	36.10	32.64	32.32	31.45
ILLINOIS.HUB	25.40	24.10	23.79	23.12	22.77	22.05	23.19	23.28	24.54	25.85	25.67	25.83	24.85	23.78	24.14	23.93	24.73	29.27	39.52	37.61	34.60	31.29	29.92	26.68
MICHIGAN.HUB	27.70	26.48	26.12	25.63	24.97	24.05	24.96	24.88	26.16	27.06	27.02	27.82	26.42	25.37	25.79	25.55	26.36	31.21	41.01	39.03	35.90	32.46	31.21	30.18
MINN.HUB	19.38	16.71	16.12	13.88	15.44	15.71	17.58	19.30	20.18	25.46	26.94	27.42	23.39	25.15	21.71	20.63	21.79	29.27	41.26	39.26	36.12	32.66	29.23	26.78
WPS	22.95	20.80	20.31	18.70	19.44	19.27	20.65	21.70	22.76	26.44	27.34	27.89	24.86	25.55	23.55	22.77	23.82	30.38	41.78	39.76	36.58	33.07	30.79	28.44
Cleared(GW)	56.7	55.2	54.3	53.0	52.9	53.3	54.9	56.3	58.3	60.5	61.2	61.5	60.0	59.0	58.7	58.1	59.2	62.0	66.0	65.9	64.7	62.9	61.8	5.9



## Preliminary Real-Time Prices with Forecasted and Actual System Load

	HE1	HE2	HE3	HE4	HE5	HE6	HE7	HE8	HE9	HE10	HE11	HE12	HE13	HE14	HE15	HE16	HE17	HE18	HE19	HE20	HE21	HE22	HE23	HE24
CINERGY.HUB	14.25	-41.86	22.87	19.76	13.25	10.84	12.17	22.14	21.75	21.01	20.68	21.04	20.67	20.05	18.66	8.71	19.87	24.73	32.39	24.04	25.15	25.18	24.13	23.56
FE.HUB	16.22	-40.26	25.80	21.90	14.45	11.00	12.42	22.61	21.73	22.06	21.32	21.71	21.09	20.47	17.56	8.52	20.21	24.85	32.25	24.53	24.94	25.63	24.50	23.93
ILLINOIS.HUB	8.71	-34.79	23.08	14.75	13.94	24.43	17.16	25.51	22.65	20.26	20.01	20.47	22.88	25.51	19.39	14.30	20.02	24.73	30.30	23.39	23.78	24.37	23.35	22.78
MICHIGAN.HUB	17.95	-39.38	26.82	22.59	14.77	10.91	12.31	22.36	21.19	21.31	21.00	21.36	20.91	20.27	17.35	8.46	20.10	24.47	31.84	24.41	24.75	25.50	24.50	24.05
MINN.HUB	-9.25	-55.55	6.89	12.67	6.07	-2.76	6.27	16.42	16.88	19.06	18.99	19.07	16.40	12.91	13.11	2.09	17.19	20.23	28.23	22.04	21.52	22.31	21.02	20.78
WPS	-5.84	-50.28	11.86	11.88	8.83	10.07	11.64	21.38	20.39	20.59	20.53	20.91	20.54	19.96	17.02	8.24	19.68	24.00	31.64	24.51	25.00	25.42	24.29	23.33
Forecasted(GW)	56.8	55.6	54.4	53.7	53.5	53.9	55.2	57.0	58.5	59.6	59.8	60.0	60.5	60.0	59.5	58.9	59.4	61.4	64.7	66.1	65.7	64.2	62.4	59.9
(RT) - (DA Load)	-1.05	-1.67	-2.18	-1.69	-1.64	-1.65	-2.11	-1.62	-2.46	-3.58	-4.03	-4.50	-3.15	-2.35	-2.49	-2.22	-2.89	-3.84	-3.60	-2.70	-2.30	-1.40	-2.25	51.90



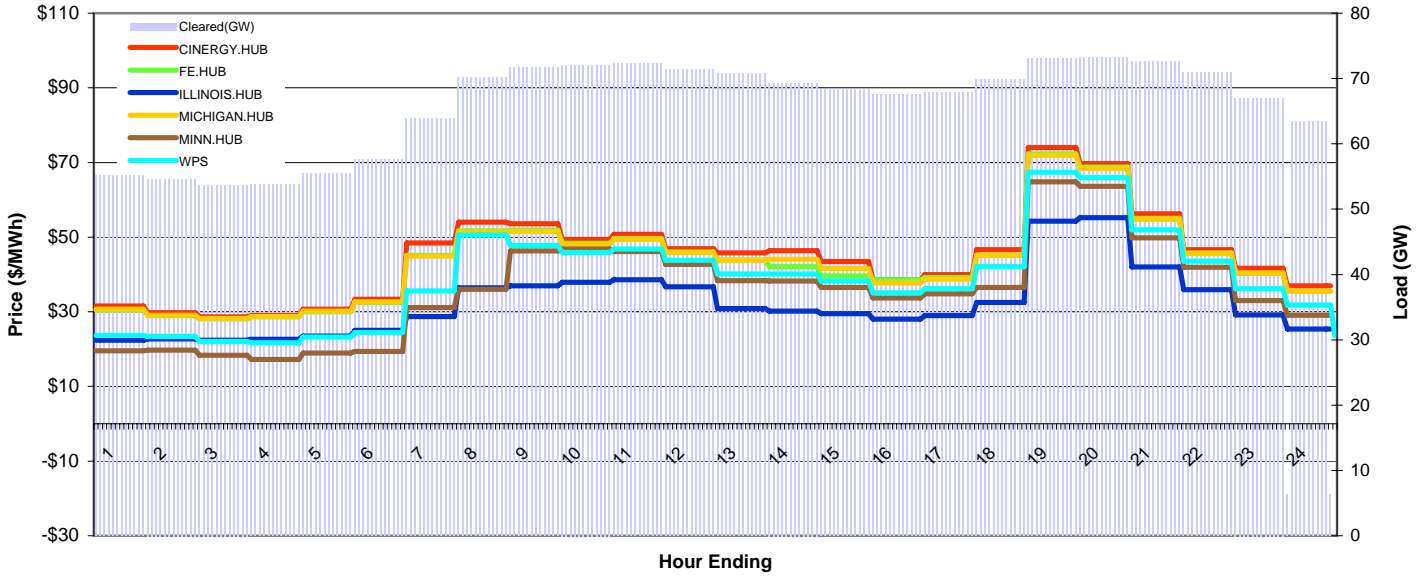
# MISO Daily Report

Delivery Day: Monday, February 2, 2009

Price Color Codes: ≤0 ≥100 ≥200

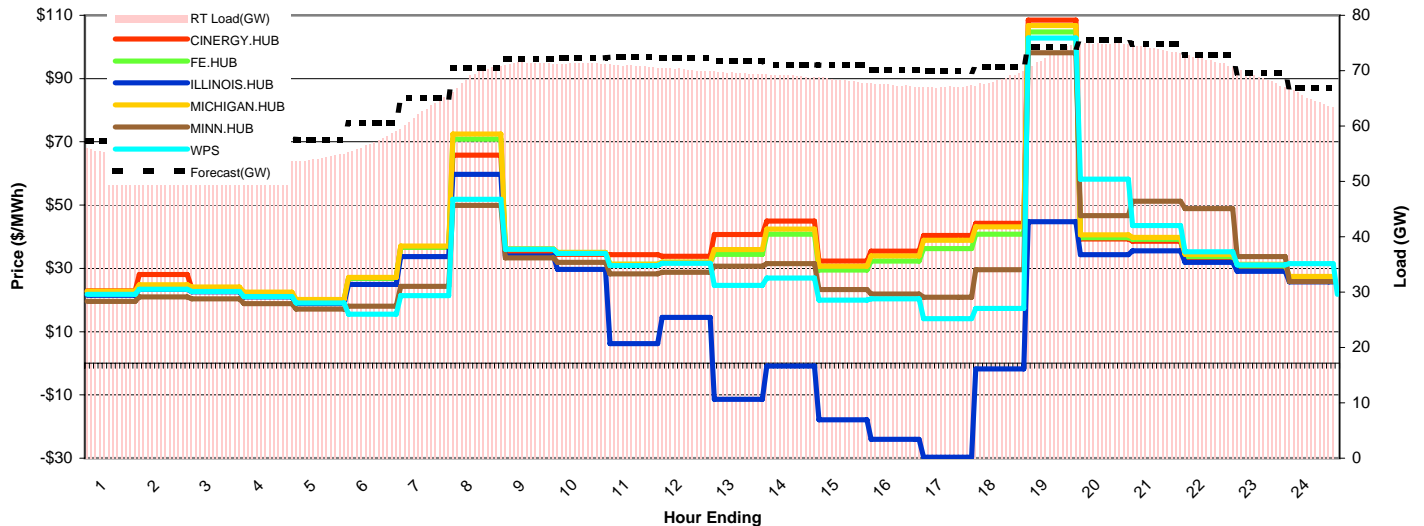
## Day-Ahead Prices and Cleared Load

	HE1	HE2	HE3	HE4	HE5	HE6	HE7	HE8	HE9	HE10	HE11	HE12	HE13	HE14	HE15	HE16	HE17	HE18	HE19	HE20	HE21	HE22	HE23	HE24
CINERGY.HUB	31.53	29.76	28.61	28.99	30.69	33.36	48.42	53.99	53.55	49.36	50.74	46.87	45.77	46.40	43.45	38.56	39.97	46.68	74.01	69.68	56.21	46.63	41.69	36.92
FE.HUB	30.55	28.99	28.09	28.68	30.01	32.51	45.08	51.74	51.84	48.37	49.64	46.08	43.93	42.10	39.60	38.61	39.21	45.22	72.26	68.80	55.04	45.82	40.34	35.49
ILLINOIS.HUB	22.39	22.76	22.34	22.62	23.46	25.00	28.74	36.47	36.94	37.86	38.58	36.74	30.83	30.18	29.53	28.04	28.96	32.51	54.24	55.23	42.05	35.93	29.14	25.42
MICHIGAN.HUB	30.68	29.11	28.25	28.75	30.17	32.71	44.96	51.43	51.55	48.11	49.37	45.83	43.69	44.11	41.62	37.75	38.78	45.07	71.92	68.46	54.77	45.60	40.38	35.52
MINN.HUB	19.52	19.73	18.39	17.27	18.92	19.36	31.10	36.01	46.29	46.83	46.11	42.70	38.32	38.23	36.57	33.71	34.80	36.49	64.78	63.59	49.79	41.89	33.02	29.04
WPS	23.68	23.38	22.08	21.71	23.27	24.47	35.56	50.56	47.80	45.87	46.86	43.80	40.10	40.16	38.27	35.05	36.21	42.07	67.36	65.90	51.94	43.57	36.15	31.80
Cleared(GW)	55.2	54.6	53.7	53.8	55.4	57.7	63.9	70.1	71.6	72.1	72.3	71.4	70.8	69.3	68.4	67.6	67.8	69.9	73.1	73.2	72.6	70.9	67.0	6.3



## Preliminary Real-Time Prices with Forecasted and Actual System Load

	HE1	HE2	HE3	HE4	HE5	HE6	HE7	HE8	HE9	HE10	HE11	HE12	HE13	HE14	HE15	HE16	HE17	HE18	HE19	HE20	HE21	HE22	HE23	HE24
CINERGY.HUB	22.94	28.06	23.67	21.71	19.61	26.88	36.72	65.76	35.28	34.44	34.29	33.84	40.73	44.94	32.33	35.41	40.40	44.26	108.51	39.34	38.59	32.99	30.07	26.81
FE.HUB	22.61	24.51	23.74	22.04	19.94	26.80	36.65	70.90	36.11	35.05	31.28	31.86	34.44	40.80	29.45	32.28	36.29	40.81	104.76	39.70	39.19	33.74	30.75	26.98
ILLINOIS.HUB	21.51	23.41	22.58	20.97	18.85	24.94	33.70	59.74	33.94	29.66	6.21	14.55	-11.34	-0.83	-17.91	-24.01	-29.71	-1.74	44.77	34.38	35.56	31.93	29.08	25.71
MICHIGAN.HUB	22.81	24.80	24.07	22.47	20.22	27.13	37.05	72.43	36.19	35.07	31.28	32.01	36.00	42.43	30.66	33.96	38.85	43.11	106.75	40.57	39.82	34.46	31.27	27.41
MINN.HUB	19.56	20.98	20.36	18.83	17.11	18.03	24.32	49.89	33.28	31.92	28.24	28.75	30.74	31.52	23.33	21.87	20.87	29.61	98.17	46.65	51.22	48.91	33.70	25.81
WPS	21.77	23.41	22.74	21.09	19.06	15.50	21.42	51.81	36.02	34.72	30.94	31.64	24.61	26.91	19.94	20.40	14.15	17.33	102.77	58.23	43.58	35.21	31.14	31.51
Forecasted(GW)	57.3	56.1	55.6	56.3	57.5	60.5	65.0	70.5	72.1	72.3	72.5	72.3	71.8	71.1	71.0	70.1	69.9	70.7	74.3	75.5	74.8	72.8	69.6	66.8
(RT) - (DA Load)	-0.11	-0.85	-0.38	-0.38	-1.15	-0.65	-1.10	-0.91	-0.26	-0.74	-1.38	-1.25	-1.15	-0.22	-0.04	-0.17	-0.73	-1.41	-0.18	1.71	1.34	0.95	1.72	58.68



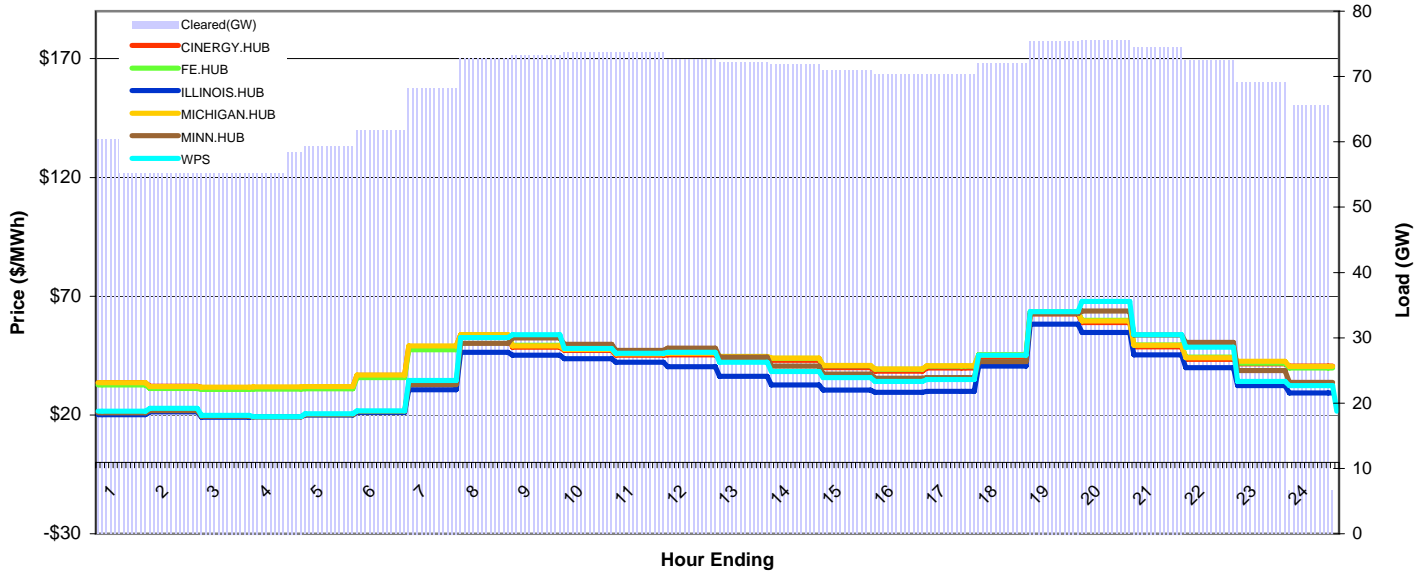
# MISO Daily Report

Delivery Day: Tuesday, February 3, 2009

Price Color Codes: <=0 >=100 >=200

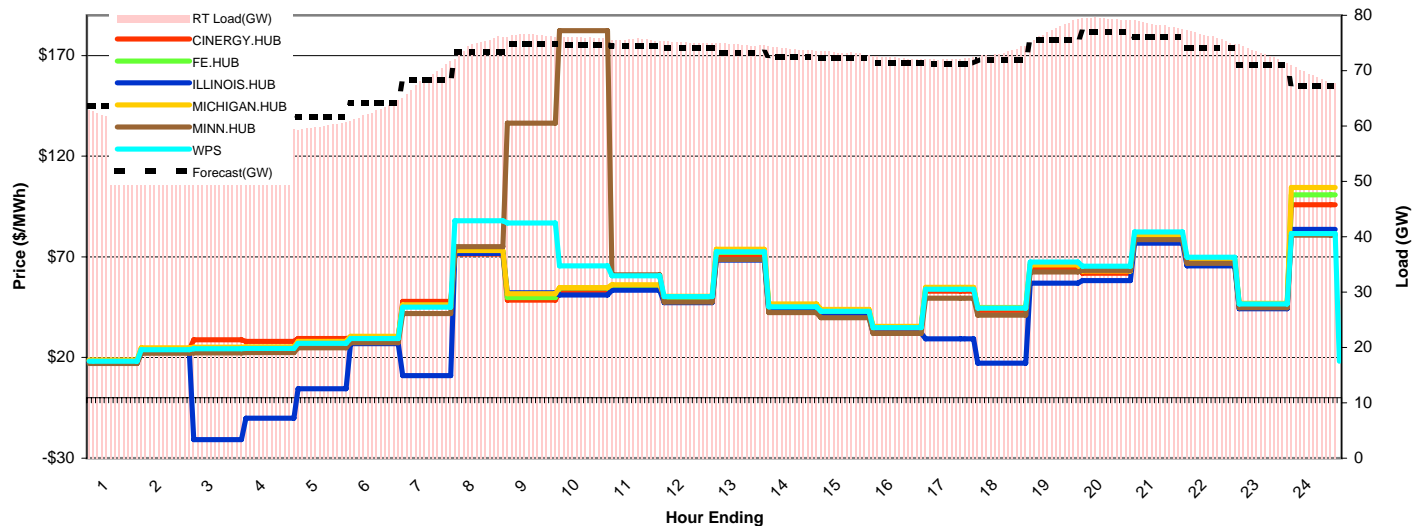
## Day-Ahead Prices and Cleared Load

	HE1	HE2	HE3	HE4	HE5	HE6	HE7	HE8	HE9	HE10	HE11	HE12	HE13	HE14	HE15	HE16	HE17	HE18	HE19	HE20	HE21	HE22	HE23	HE24
CINERGY.HUB	33.63	32.04	31.60	31.47	31.73	36.74	48.78	53.60	48.52	47.17	45.16	45.30	43.74	43.00	39.98	38.43	39.75	44.61	62.56	58.87	48.70	43.45	41.60	40.66
FE.HUB	32.67	31.23	30.74	30.83	31.05	35.72	47.40	53.69	49.33	47.90	45.94	46.26	44.63	43.78	40.75	39.22	40.57	45.45	63.48	59.87	49.53	44.35	41.84	39.72
ILLINOIS.HUB	20.08	21.29	19.05	19.26	19.93	21.10	30.64	46.35	45.15	43.68	42.17	40.28	36.29	32.68	30.49	29.57	29.98	40.59	58.18	54.75	45.36	39.92	32.36	29.24
MICHIGAN.HUB	33.58	31.97	31.64	31.79	31.94	36.87	49.02	53.78	49.12	47.66	45.71	46.02	44.59	43.96	40.91	39.39	40.78	45.23	63.17	59.63	49.31	44.16	42.66	40.45
MINN.HUB	20.92	21.92	19.50	19.22	20.14	21.52	32.72	50.18	52.44	49.72	47.17	48.18	44.40	40.63	37.22	35.50	35.79	42.53	62.75	63.82	53.72	50.60	38.71	33.69
WPS	21.58	22.83	19.89	19.35	20.55	21.70	34.50	52.52	53.83	47.94	46.02	46.39	42.19	38.27	35.76	34.16	34.91	45.22	63.43	67.81	53.82	48.60	34.18	32.34
Cleared(GW)	60.3	59.5	58.3	58.5	59.3	61.8	68.3	72.7	73.2	73.7	73.7	72.6	72.2	71.8	70.9	70.2	70.4	72.0	75.4	75.5	74.5	72.5	69.0	6.6



## Preliminary Real-Time Prices with Forecasted and Actual System Load

	HE1	HE2	HE3	HE4	HE5	HE6	HE7	HE8	HE9	HE10	HE11	HE12	HE13	HE14	HE15	HE16	HE17	HE18	HE19	HE20	HE21	HE22	HE23	HE24
CINERGY.HUB	18.48	23.96	28.84	27.96	29.38	29.80	47.94	71.39	48.45	52.84	54.31	48.63	70.64	44.46	42.04	34.13	53.05	43.45	64.38	61.92	78.97	67.53	45.70	95.85
FE.HUB	18.51	24.40	24.76	24.99	27.76	30.31	46.01	72.70	49.80	54.51	55.54	49.78	72.16	45.44	43.17	35.06	54.60	44.81	66.54	63.43	80.47	68.65	46.46	100.87
ILLINOIS.HUB	17.30	22.99	-20.72	-10.12	4.42	26.91	11.09	71.71	52.23	51.00	53.40	47.18	68.45	42.97	40.48	32.09	29.26	17.21	57.02	58.27	76.81	65.57	44.17	83.61
MICHIGAN.HUB	18.80	24.78	25.22	25.37	28.08	30.58	46.17	73.10	51.70	54.71	56.08	50.39	73.75	46.60	43.88	35.43	54.86	44.75	65.94	63.01	80.02	68.71	46.89	104.47
MINN.HUB	17.10	22.17	22.27	22.42	24.86	27.39	41.92	75.01	136.37	182.32	61.16	47.63	68.77	42.33	39.72	32.06	49.54	41.00	62.48	63.31	78.59	66.88	44.72	80.72
WPS	18.21	23.94	24.29	24.47	27.05	29.50	45.04	87.92	86.85	65.58	60.65	50.25	72.56	45.23	42.97	34.82	53.94	44.54	67.41	65.36	82.41	69.89	46.70	81.61
Forecasted(GW)	63.7	61.9	61.0	60.8	61.6	64.1	68.3	73.4	74.7	74.7	74.5	74.0	73.3	72.4	72.2	71.4	71.3	72.0	75.5	77.0	76.1	74.1	71.1	67.2
(RT) - (DA Load)	1.32	0.58	0.92	0.72	0.67	0.92	0.32	2.07	3.25	2.24	1.92	2.52	2.52	2.18	2.32	2.12	1.77	1.34	2.04	3.93	3.83	3.69	4.04	62.68



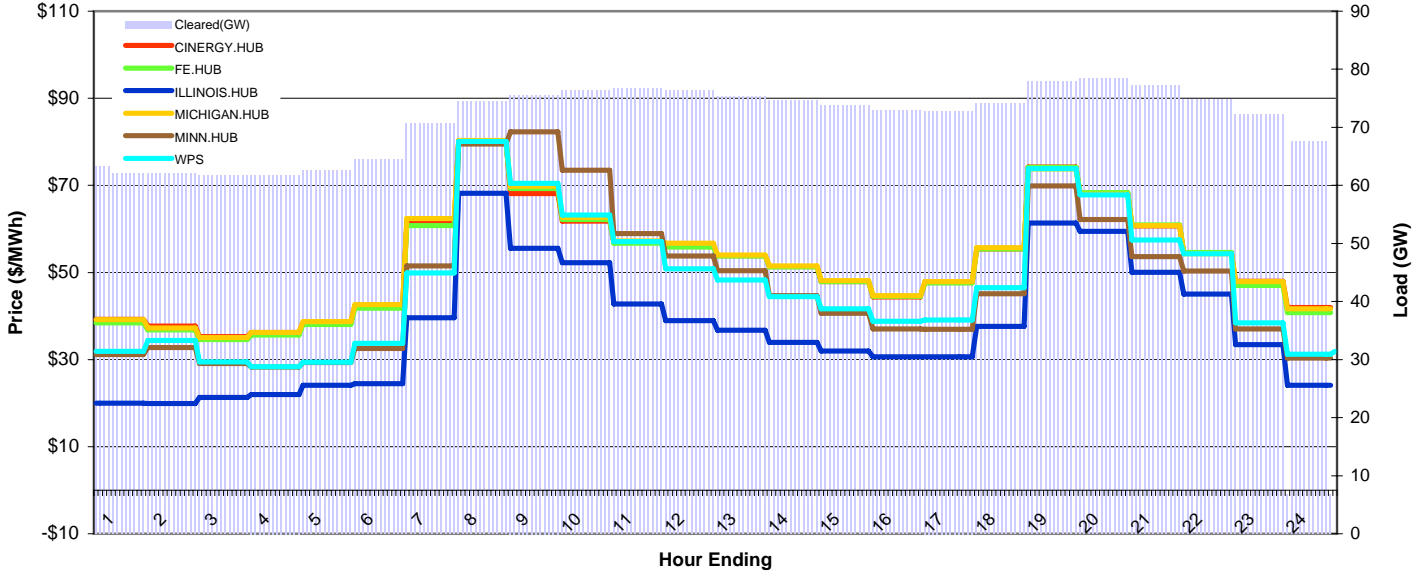
# MISO Daily Report

Delivery Day: Wednesday, February 4, 2009

Price Color Codes: <=0 >=100 >=200

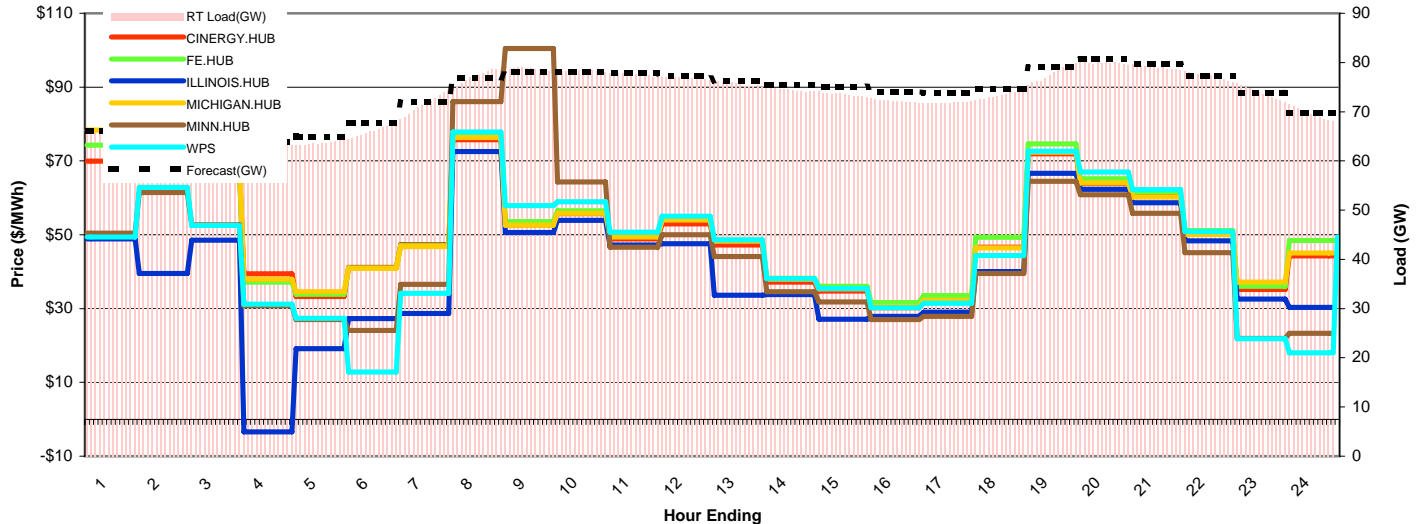
## Day-Ahead Prices and Cleared Load

	HE1	HE2	HE3	HE4	HE5	HE6	HE7	HE8	HE9	HE10	HE11	HE12	HE13	HE14	HE15	HE16	HE17	HE18	HE19	HE20	HE21	HE22	HE23	HE24
CINERGY.HUB	39.22	37.68	35.26	36.25	38.57	42.47	61.41	80.12	68.09	61.79	56.95	56.12	53.86	51.36	47.91	44.40	47.71	55.40	74.20	68.15	60.70	54.35	47.99	41.99
FE.HUB	38.44	36.83	34.64	35.61	38.08	41.81	60.77	79.94	69.32	62.16	56.76	55.87	53.76	51.29	47.92	44.49	47.63	55.37	74.14	68.33	60.88	54.57	47.00	40.76
ILLINOIS.HUB	20.00	19.94	21.28	22.00	24.13	24.44	39.62	68.19	55.53	52.26	42.76	38.91	36.77	33.91	31.99	30.62	30.64	37.65	61.32	59.44	50.02	45.02	33.43	24.10
MICHIGAN.HUB	39.13	37.25	35.04	36.19	38.75	42.62	62.41	80.32	69.82	62.70	57.26	56.75	54.00	51.52	48.12	44.64	47.92	55.66	73.77	67.99	60.78	54.29	47.87	41.65
MINN.HUB	31.12	32.77	29.10	28.26	29.34	32.53	51.47	79.52	82.32	73.45	58.95	53.81	50.41	44.70	40.66	37.04	36.95	45.13	69.88	62.17	53.67	50.34	37.00	30.33
WPS	31.92	34.36	29.49	28.38	29.42	33.70	49.89	80.09	70.47	63.16	57.10	50.82	48.27	44.45	41.68	38.82	39.08	46.54	73.86	67.80	57.44	54.28	38.39	31.20
Cleared(GW)	63.2	62.5	61.7	61.8	62.6	64.5	70.6	74.5	75.6	76.4	76.7	76.3	75.3	74.7	73.7	72.9	72.8	74.1	77.9	78.4	77.2	74.8	72.2	6.8



## Preliminary Real-Time Prices with Forecasted and Actual System Load

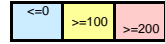
	HE1	HE2	HE3	HE4	HE5	HE6	HE7	HE8	HE9	HE10	HE11	HE12	HE13	HE14	HE15	HE16	HE17	HE18	HE19	HE20	HE21	HE22	HE23	HE24
CINERGY.HUB	69.94	74.47	67.19	39.39	33.28	41.12	47.28	75.73	52.67	55.69	48.83	52.95	47.26	37.14	34.77	30.26	32.01	46.58	71.93	63.83	60.44	50.19	35.14	44.30
FE.HUB	74.30	72.82	67.62	37.15	33.83	40.99	47.08	77.17	53.52	56.51	49.80	54.18	48.49	38.25	36.07	31.60	33.56	49.27	74.59	65.15	61.66	51.10	36.08	48.47
ILLINOIS.HUB	48.84	39.47	48.50	-3.39	19.11	27.24	28.70	72.57	50.62	53.90	47.23	47.53	33.61	33.82	27.07	27.91	29.03	40.01	66.66	62.34	58.65	48.33	32.57	30.28
MICHIGAN.HUB	78.31	74.66	69.97	37.91	34.59	40.91	46.77	76.34	52.64	55.78	49.42	53.96	48.23	37.96	35.34	30.59	32.26	46.42	72.37	64.04	60.24	50.10	37.15	45.04
MINN.HUB	50.43	61.47	52.68	30.72	27.05	24.04	36.54	86.10	100.50	64.33	46.63	49.96	44.10	34.56	31.82	27.00	27.88	39.51	64.50	60.85	55.85	45.17	21.90	23.26
WPS	49.36	62.86	52.48	31.18	27.36	12.84	34.09	77.86	57.91	58.92	50.68	55.07	48.64	38.11	35.44	30.20	31.41	44.40	72.61	67.02	62.24	50.83	21.78	18.00
Forecasted(GW)	66.0	64.8	64.0	63.9	65.0	67.7	71.9	76.9	78.2	78.1	77.8	77.2	76.3	75.5	75.1	74.1	73.9	74.6	79.0	80.6	79.7	77.2	73.8	69.6
(RT) - (DA Load)	2.62	1.54	1.59	1.34	1.06	1.63	0.88	2.67	3.21	1.97	0.97	0.57	0.42	-0.15	-0.19	-0.62	-0.91	-0.70	-0.14	1.57	1.80	2.52	1.69	62.94



# MISO Daily Report

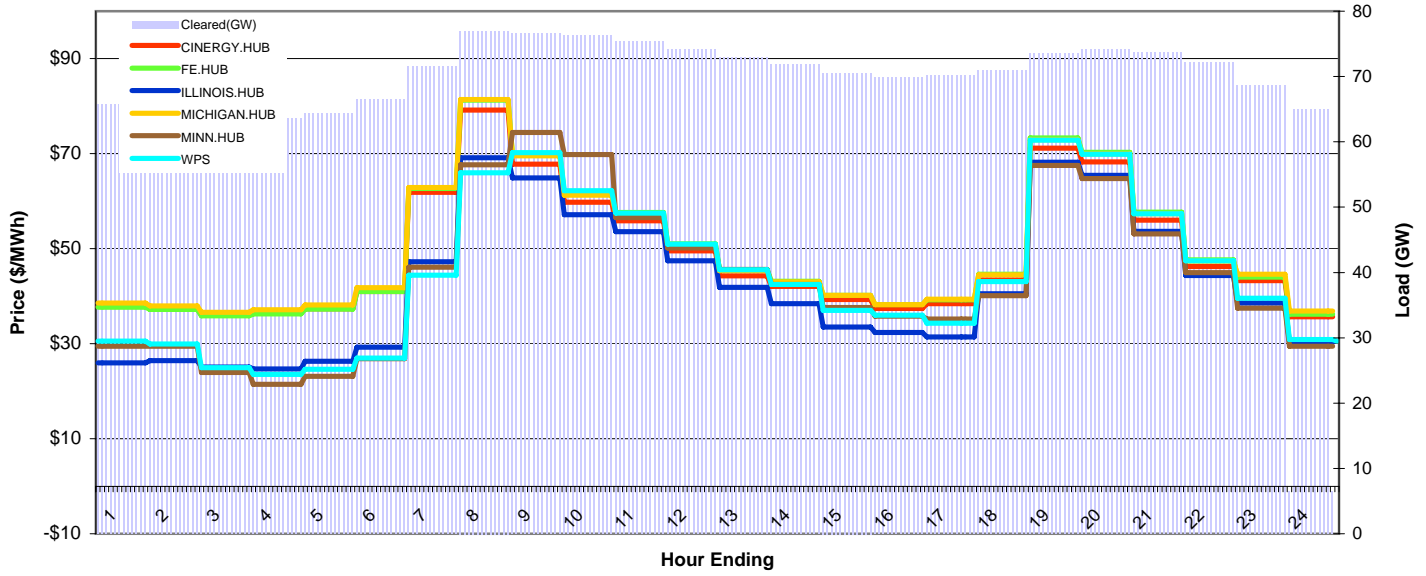
Delivery Day: Thursday, February 5, 2009

Price Color Codes:



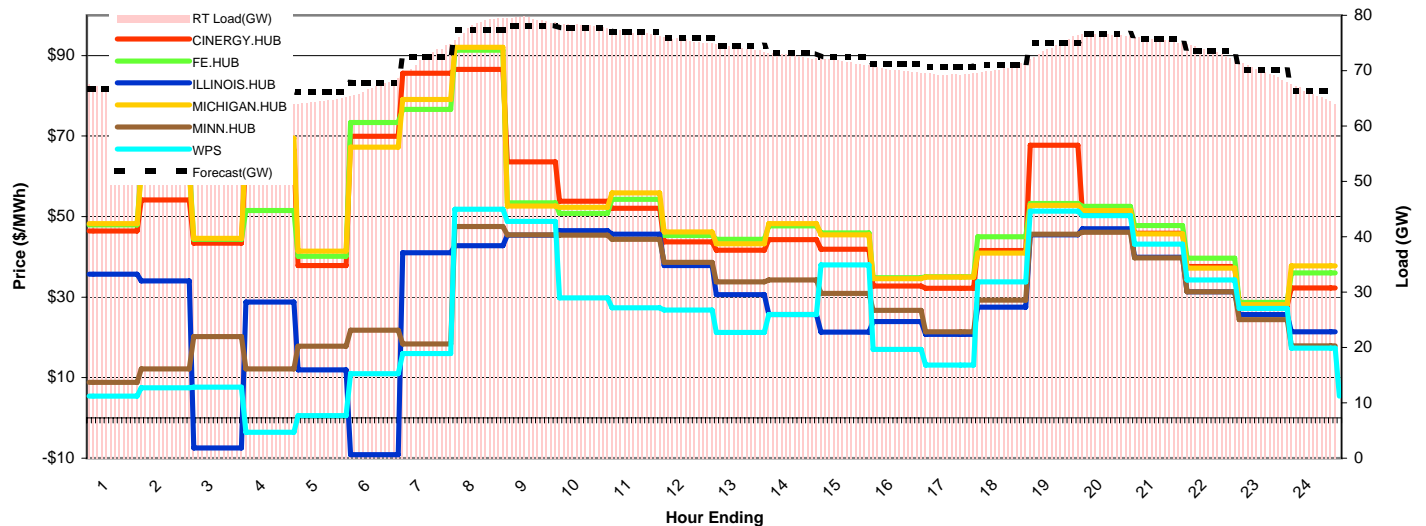
## Day-Ahead Prices and Cleared Load

	HE1	HE2	HE3	HE4	HE5	HE6	HE7	HE8	HE9	HE10	HE11	HE12	HE13	HE14	HE15	HE16	HE17	HE18	HE19	HE20	HE21	HE22	HE23	HE24
CINERGY.HUB	37.82	37.40	36.00	36.48	37.38	41.01	61.90	79.19	67.80	59.76	55.90	49.56	44.32	42.09	39.28	37.42	38.45	43.40	71.19	68.28	56.00	46.27	43.31	35.69
FE.HUB	37.69	37.21	35.84	36.26	37.31	40.96	62.69	81.27	69.88	61.63	57.60	51.06	45.59	43.15	40.16	38.24	39.23	44.65	73.31	70.32	57.67	47.66	44.02	36.23
ILLINOIS.HUB	25.95	26.44	25.09	24.72	26.33	29.25	47.28	69.14	64.89	57.17	53.56	47.48	41.89	38.43	33.49	32.39	31.43	40.54	68.23	65.45	53.68	44.35	38.57	30.25
MICHIGAN.HUB	38.55	37.95	36.63	37.14	38.18	41.83	62.90	81.39	69.52	61.30	57.30	50.80	45.35	42.98	40.17	38.21	39.39	44.52	72.94	69.97	57.38	47.42	44.65	36.91
MINN.HUB	29.46	29.45	23.94	21.43	23.13	26.87	46.12	67.67	74.49	69.79	56.52	50.15	45.62	42.47	37.60	35.82	35.19	40.11	67.55	64.79	53.13	44.99	37.46	29.50
WPS	30.53	29.92	24.98	23.56	24.61	26.96	44.41	65.97	70.21	62.22	57.51	50.99	45.58	42.49	37.04	36.01	34.30	43.11	72.88	69.91	57.33	47.46	39.55	30.88
Cleared(GW)	65.7	65.1	63.8	63.6	64.3	66.4	71.5	77.0	76.6	76.2	75.3	74.0	72.8	71.8	70.5	69.8	70.2	70.9	73.5	74.0	73.7	72.1	68.7	6.5



## Preliminary Real-Time Prices with Forecasted and Actual System Load

	HE1	HE2	HE3	HE4	HE5	HE6	HE7	HE8	HE9	HE10	HE11	HE12	HE13	HE14	HE15	HE16	HE17	HE18	HE19	HE20	HE21	HE22	HE23	HE24
CINERGY.HUB	46.40	54.12	43.43	66.63	37.86	69.94	85.65	86.57	63.58	53.84	52.08	43.73	41.63	44.31	41.87	32.76	32.22	41.57	67.71	51.06	45.87	37.59	27.91	32.32
FE.HUB	47.94	62.56	44.33	51.51	40.13	73.41	76.65	91.36	53.42	50.84	54.31	45.28	44.35	47.72	45.97	34.83	35.07	44.99	53.29	52.58	47.81	39.65	28.74	36.00
ILLINOIS.HUB	35.68	34.00	-7.48	28.79	11.95	-9.14	41.00	42.75	45.36	46.54	45.61	37.87	30.63	25.72	21.34	23.95	20.72	27.48	45.44	47.02	39.89	31.33	25.70	21.38
MICHIGAN.HUB	48.26	61.16	44.59	69.46	41.40	67.29	79.10	92.05	52.66	52.29	55.85	46.22	43.22	48.29	45.47	34.56	34.99	40.95	52.75	51.50	45.71	37.21	28.18	37.76
MINN.HUB	8.83	12.15	20.21	12.14	17.85	21.79	18.40	47.55	45.47	45.43	44.38	38.66	33.79	34.24	30.90	26.68	21.41	29.29	45.63	46.14	39.75	31.34	24.39	17.93
WPS	5.44	7.47	7.68	-3.57	0.59	10.95	16.00	51.80	48.82	29.86	27.39	26.80	21.24	25.70	38.03	17.04	13.14	33.76	51.34	50.27	43.19	34.24	27.18	17.37
Forecasted(GW)	66.7	64.9	64.3	64.5	66.0	67.9	72.5	77.3	78.1	77.7	77.0	75.8	74.5	73.1	72.5	71.2	70.7	71.1	74.9	76.7	75.7	73.5	70.1	66.3
(RT) - (DA Load)	0.71	-0.11	0.30	0.36	0.21	0.53	0.75	1.25	2.73	2.00	1.59	1.48	1.31	0.97	1.10	0.32	-0.80	-0.42	0.86	2.51	1.85	1.44	1.17	59.33



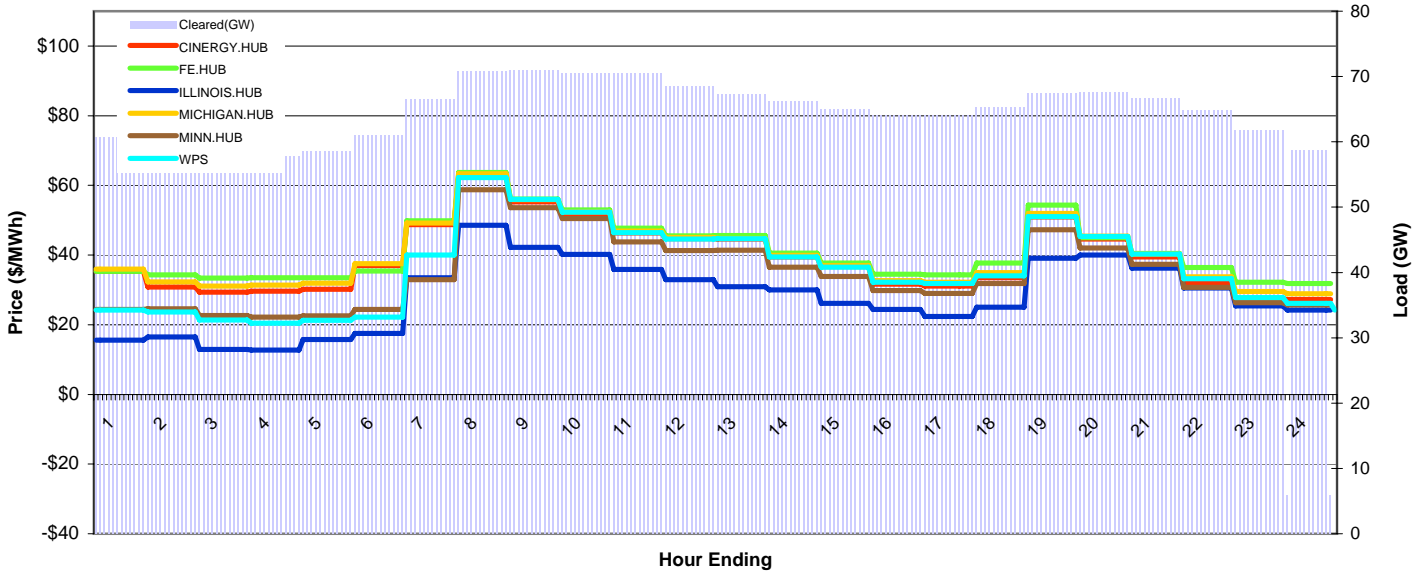
# MISO Daily Report

Delivery Day: Friday, February 6, 2009

Price Color Codes: ≤0 ≥100 ≥200

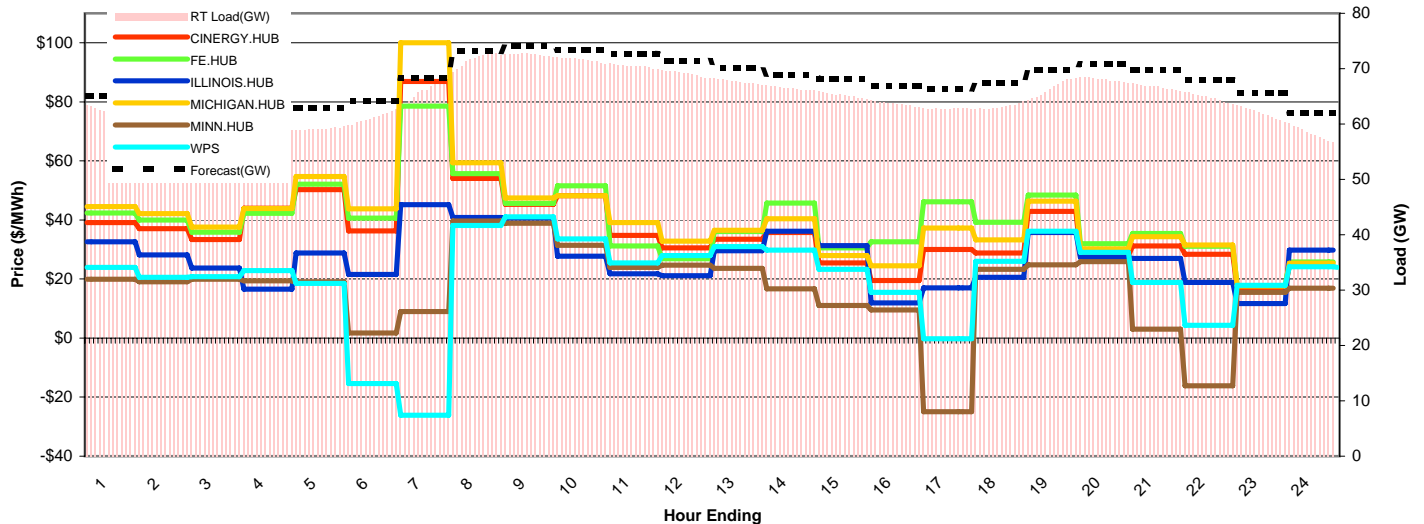
## Day-Ahead Prices and Cleared Load

	HE1	HE2	HE3	HE4	HE5	HE6	HE7	HE8	HE9	HE10	HE11	HE12	HE13	HE14	HE15	HE16	HE17	HE18	HE19	HE20	HE21	HE22	HE23	HE24
CINERGY.HUB	35.35	30.78	29.34	29.62	30.20	36.94	48.70	62.66	55.30	51.81	46.33	44.70	44.59	39.47	36.72	31.66	31.10	33.49	50.93	44.58	39.43	31.82	27.51	27.23
FE.HUB	35.35	34.31	33.42	33.49	33.50	35.43	49.85	63.68	56.09	52.97	47.69	45.51	45.57	40.60	37.70	34.51	34.33	37.71	54.30	45.00	40.49	36.44	32.18	31.83
ILLINOIS.HUB	15.58	16.47	12.95	12.77	15.78	17.49	33.44	48.51	42.17	40.22	35.84	32.95	30.89	30.00	26.10	24.36	22.36	25.06	39.13	39.98	36.25	30.50	25.43	24.25
MICHIGAN.HUB	35.93	32.31	31.07	31.34	31.96	37.50	49.16	63.36	55.86	52.40	46.85	45.02	44.81	39.87	36.96	32.70	32.22	35.00	51.99	45.47	40.29	33.76	29.55	28.92
MINN.HUB	24.40	24.59	22.61	22.19	22.54	24.36	32.92	58.78	53.58	50.51	43.77	41.33	41.34	36.56	33.86	29.79	29.02	31.83	47.28	42.00	37.32	30.72	26.36	25.65
WPS	24.20	23.67	21.39	20.48	21.28	22.19	40.01	62.28	55.99	52.31	46.46	44.61	44.69	39.48	36.56	32.18	31.79	34.07	51.06	45.33	40.28	33.18	27.82	26.11
Cleared(GW)	60.6	59.7	58.4	57.8	58.5	60.9	66.5	70.8	70.9	70.5	70.5	68.5	67.3	66.1	64.9	64.0	64.0	65.2	67.4	67.5	66.6	64.8	61.7	5.9



## Preliminary Real-Time Prices with Forecasted and Actual System Load

	HE1	HE2	HE3	HE4	HE5	HE6	HE7	HE8	HE9	HE10	HE11	HE12	HE13	HE14	HE15	HE16	HE17	HE18	HE19	HE20	HE21	HE22	HE23	HE24
CINERGY.HUB	39.15	37.09	33.38	43.99	50.29	36.27	86.87	54.03	45.33	48.25	34.79	30.57	33.53	35.73	25.50	19.48	30.00	28.78	42.92	27.80	31.22	28.39	16.87	24.45
FE.HUB	42.39	39.95	35.83	42.31	52.08	40.69	78.59	55.71	45.61	51.62	31.26	26.82	36.09	45.74	30.53	32.61	46.20	39.24	48.49	31.93	35.42	31.06	17.80	25.74
ILLINOIS.HUB	32.66	28.20	23.74	16.62	28.86	21.52	45.18	40.86	40.61	27.77	21.74	21.16	29.54	36.22	31.30	11.88	17.03	20.59	35.74	27.31	26.99	18.87	11.75	29.77
MICHIGAN.HUB	44.58	42.14	37.65	43.91	54.74	43.75	100.02	59.41	47.49	48.24	39.16	32.82	36.47	40.45	28.00	24.47	37.23	33.32	46.35	30.26	34.33	31.52	17.66	25.35
MINN.HUB	19.93	19.03	19.91	19.37	19.11	1.76	8.97	39.64	38.88	31.43	23.92	24.65	23.63	16.63	11.02	9.56	-24.92	23.28	24.85	25.85	3.08	-16.15	15.51	16.93
WPS	23.98	20.58	20.77	22.82	18.49	-15.38	-26.11	38.11	41.06	33.56	25.51	27.99	30.99	29.77	23.27	15.44	-0.25	25.95	36.14	29.03	18.89	4.31	17.84	24.14
Forecasted(GW)	65.1	63.8	62.8	62.4	62.9	64.1	68.3	73.1	74.2	73.3	72.7	71.4	70.1	68.8	68.2	66.9	66.3	67.4	69.8	70.8	69.8	68.0	65.6	62.0
(RT) - (DA Load)	1.51	0.50	0.81	0.97	0.61	0.22	-0.38	0.91	1.67	1.16	-0.02	0.56	0.43	0.33	0.30	-0.32	-1.18	-2.06	-0.89	0.58	0.14	0.02	0.22	52.48



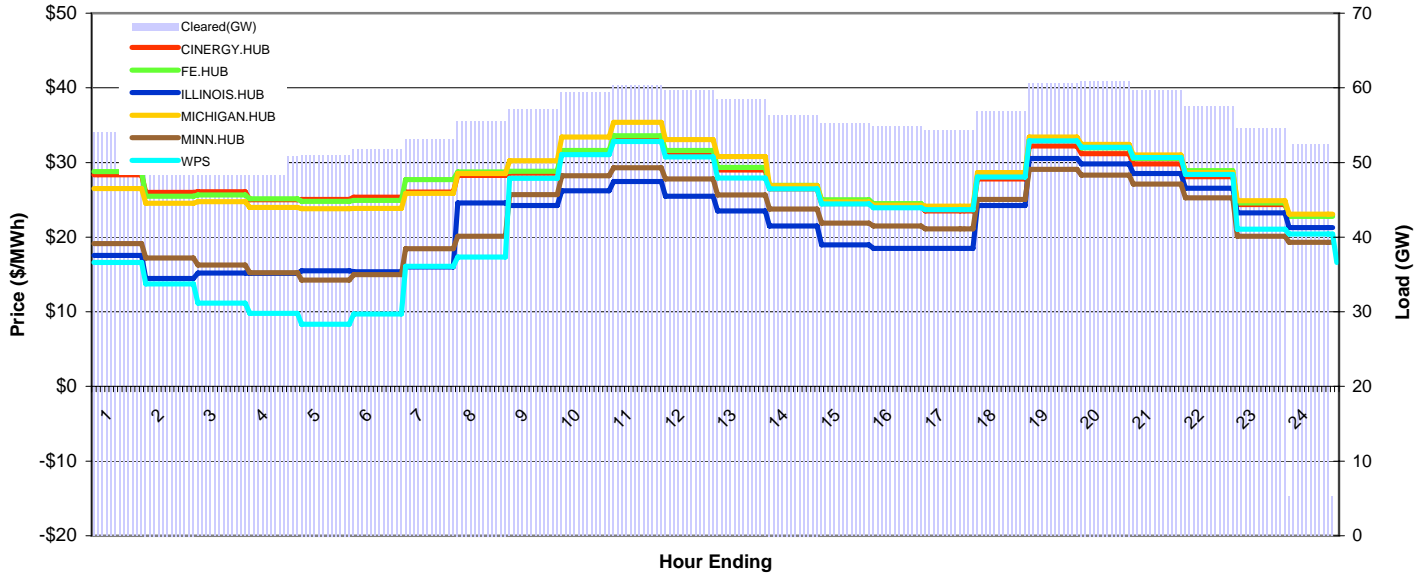
# MISO Daily Report

Delivery Day: Saturday, February 7, 2009

Price Color Codes: ≤0 ≥100 ≥200

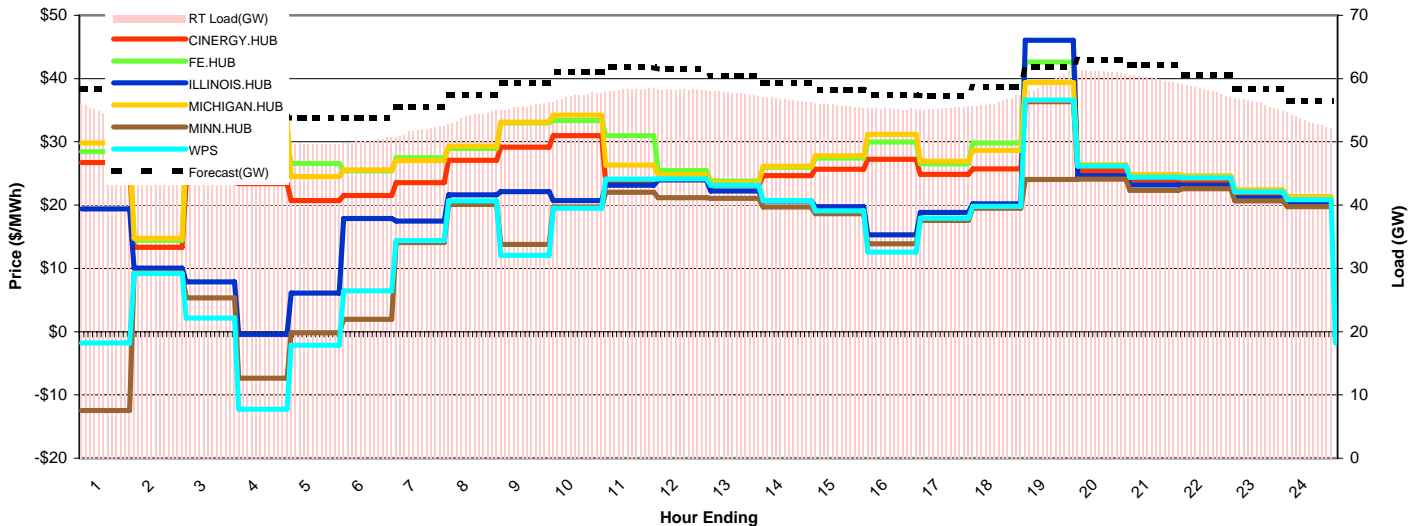
## Day-Ahead Prices and Cleared Load

	HE1	HE2	HE3	HE4	HE5	HE6	HE7	HE8	HE9	HE10	HE11	HE12	HE13	HE14	HE15	HE16	HE17	HE18	HE19	HE20	HE21	HE22	HE23	HE24
CINERGY.HUB	28.37	26.00	26.07	25.02	25.05	25.34	26.02	28.27	28.55	31.46	33.08	31.09	28.98	26.48	24.51	24.16	23.53	27.78	32.21	31.19	29.80	28.09	24.37	23.00
FE.HUB	28.79	25.49	25.67	25.12	24.78	24.93	27.72	28.74	28.81	31.60	33.59	31.62	29.33	26.94	25.00	24.48	23.71	28.16	33.05	31.94	30.56	28.91	24.58	22.76
ILLINOIS.HUB	17.53	14.47	15.18	15.14	15.51	15.36	16.00	24.59	24.22	26.21	27.45	25.47	23.53	21.49	18.96	18.51	18.48	24.24	30.56	29.81	28.53	26.54	23.25	21.30
MICHIGAN.HUB	26.51	24.52	24.74	23.97	23.79	23.84	25.87	28.53	30.22	33.42	35.40	33.08	30.80	26.90	24.73	24.30	24.14	28.67	33.42	32.44	31.03	28.66	24.90	23.08
MINN.HUB	19.12	17.22	16.28	15.22	14.24	15.00	18.47	20.12	25.69	28.22	29.28	27.79	25.65	23.77	21.86	21.48	21.10	25.06	29.07	28.32	27.09	25.26	20.11	19.29
WPS	16.61	13.76	11.18	9.79	8.35	9.71	16.09	17.34	27.88	31.07	32.82	30.77	27.92	26.48	24.47	23.94	23.66	28.06	32.90	32.06	30.66	28.40	21.06	20.44
Cleared(GW)	54.0	52.1	51.4	50.8	51.0	51.8	53.0	55.5	57.1	59.4	60.4	59.6	58.5	56.4	55.2	54.8	54.3	56.9	60.6	60.9	59.7	57.5	54.5	5.2



## Preliminary Real-Time Prices with Forecasted and Actual System Load

	HE1	HE2	HE3	HE4	HE5	HE6	HE7	HE8	HE9	HE10	HE11	HE12	HE13	HE14	HE15	HE16	HE17	HE18	HE19	HE20	HE21	HE22	HE23	HE24
CINERGY.HUB	26.74	13.33	23.61	23.41	20.70	21.53	23.53	27.10	29.18	30.99	23.55	24.01	23.12	24.64	25.68	27.26	24.84	25.73	36.34	25.49	23.96	23.84	21.78	20.79
FE.HUB	28.44	14.42	27.65	29.92	26.58	25.42	27.49	28.98	32.99	33.36	30.96	25.49	23.79	25.99	27.42	29.97	26.55	29.82	42.63	26.30	24.71	24.59	22.40	21.33
ILLINOIS.HUB	19.42	10.03	7.89	-0.45	6.11	17.87	17.50	21.62	22.13	20.72	23.16	24.01	22.25	20.68	19.75	15.30	18.84	20.19	46.03	24.67	23.19	23.13	21.11	20.10
MICHIGAN.HUB	29.80	14.77	29.82	33.71	24.52	25.59	27.04	29.32	33.12	34.23	26.35	24.80	23.61	26.14	27.78	31.20	26.96	28.67	39.40	26.36	24.83	24.62	22.37	21.33
MINN.HUB	-12.44	9.27	5.34	-7.34	-0.15	1.94	14.08	20.13	13.79	19.68	22.03	21.18	21.07	19.70	18.65	13.87	17.57	19.51	24.04	24.11	22.32	22.59	20.68	19.74
WPS	-1.78	9.19	2.15	-12.28	-2.16	6.47	14.39	20.67	12.05	19.52	24.12	24.16	23.17	20.72	19.08	12.55	17.91	19.79	36.58	26.19	24.40	24.31	22.07	20.89
Forecasted(GW)	58.3	55.8	54.5	53.8	53.7	53.8	55.5	57.4	59.3	61.0	61.8	61.4	60.5	59.3	58.2	57.3	57.3	58.7	61.8	63.0	62.2	60.6	58.4	56.4
(RT) - (DA Load)	0.56	0.16	-0.58	-0.85	-1.28	-1.56	-1.22	-1.46	-1.47	-2.16	-2.11	-1.33	-0.71	0.32	0.53	0.45	1.01	-0.54	-1.08	0.21	0.34	0.67	1.54	48.06



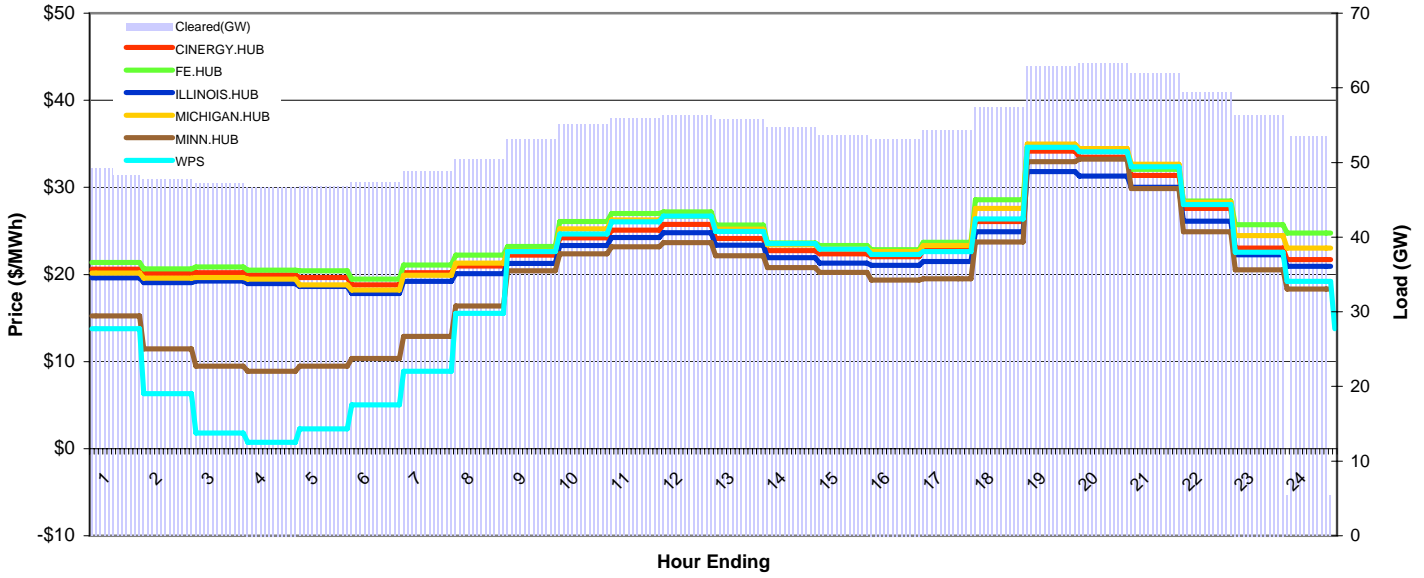
# MISO Daily Report

Delivery Day: Sunday, February 8, 2009

Price Color Codes: <=0 >=100 >=200

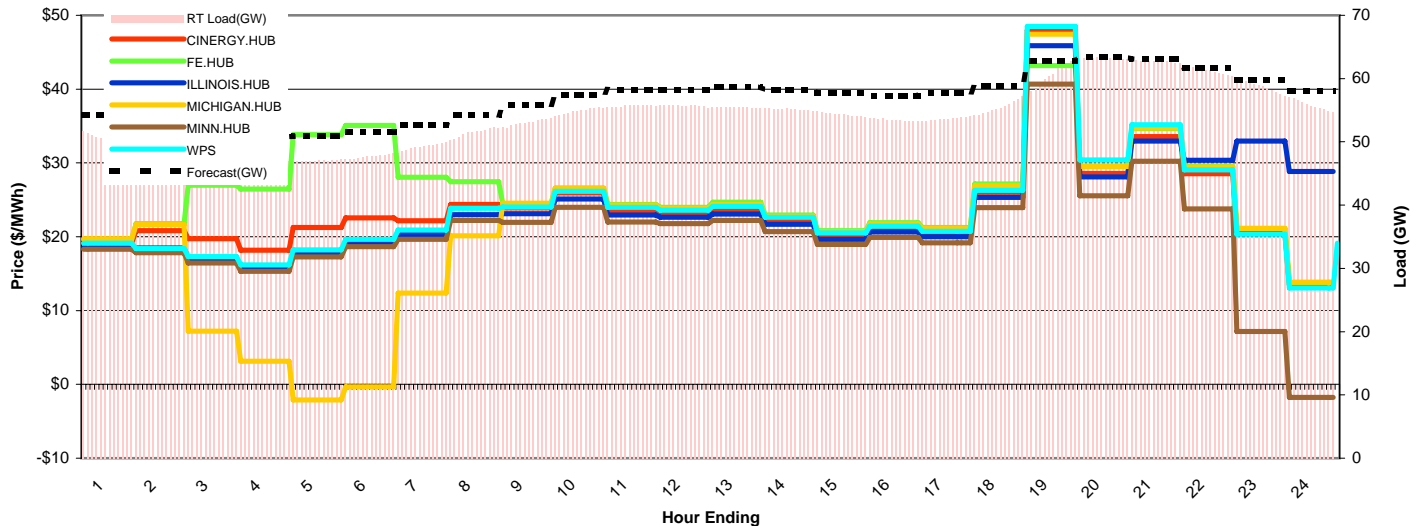
## Day-Ahead Prices and Cleared Load

	HE1	HE2	HE3	HE4	HE5	HE6	HE7	HE8	HE9	HE10	HE11	HE12	HE13	HE14	HE15	HE16	HE17	HE18	HE19	HE20	HE21	HE22	HE23	HE24
CINERGY.HUB	20.61	20.14	20.22	19.96	19.66	18.79	20.19	20.96	22.22	24.22	25.10	25.75	24.12	22.73	22.37	22.03	22.76	26.07	34.15	33.45	31.36	27.59	23.04	21.71
FE.HUB	21.36	20.66	20.88	20.50	20.44	19.45	21.10	22.24	23.20	26.09	27.01	27.20	25.67	23.62	23.32	22.86	23.71	28.58	34.63	34.18	32.06	28.45	25.71	24.76
ILLINOIS.HUB	19.60	19.07	19.25	18.94	18.64	17.82	19.22	20.08	21.26	23.34	24.24	24.81	23.38	21.93	21.31	21.05	21.47	24.92	31.81	31.30	30.00	26.10	22.27	20.94
MICHIGAN.HUB	20.18	19.58	19.66	19.48	18.81	18.20	19.90	21.31	22.67	25.23	26.25	26.68	25.21	23.41	22.94	22.62	23.32	27.59	34.99	34.47	32.64	28.28	24.48	23.02
MINN.HUB	15.23	11.47	9.48	8.88	9.46	10.36	12.88	16.37	20.41	22.36	23.16	23.67	22.16	20.79	20.25	19.36	19.51	23.74	32.95	33.23	29.88	24.89	20.55	18.34
WPS	13.76	6.32	1.80	0.73	2.28	5.01	8.90	15.53	22.62	24.64	26.06	26.72	24.96	23.53	22.92	22.28	22.63	26.39	34.61	34.10	32.38	28.03	22.57	19.22
Cleared(GW)	49.2	47.8	47.2	46.7	46.8	47.3	48.8	50.5	53.1	55.1	55.9	56.3	55.8	54.7	53.6	53.2	54.3	57.4	62.9	63.2	61.9	59.4	56.4	5.4



## Preliminary Real-Time Prices with Forecasted and Actual System Load

	HE1	HE2	HE3	HE4	HE5	HE6	HE7	HE8	HE9	HE10	HE11	HE12	HE13	HE14	HE15	HE16	HE17	HE18	HE19	HE20	HE21	HE22	HE23	HE24
CINERGY.HUB	19.15	20.81	19.73	18.19	21.25	22.57	22.18	24.36	23.92	25.93	23.56	23.26	23.69	22.25	20.20	21.24	20.58	26.02	47.98	28.59	33.59	28.54	20.48	13.48
FE.HUB	19.63	21.78	26.98	26.45	33.83	35.07	28.06	27.47	24.46	26.60	24.36	23.97	24.67	22.96	20.84	21.91	21.26	27.16	43.20	29.51	34.67	29.52	21.12	13.82
ILLINOIS.HUB	18.49	18.48	17.07	15.81	17.82	19.19	20.31	23.00	23.13	25.11	22.94	22.65	23.09	21.68	19.66	20.67	20.00	25.34	45.89	28.09	32.96	30.34	32.96	28.86
MICHIGAN.HUB	19.74	21.64	7.21	3.15	-2.10	-0.34	12.38	20.14	24.55	26.58	24.30	23.87	24.37	22.76	20.68	21.74	21.12	26.91	47.44	29.55	34.72	29.45	21.13	13.83
MINN.HUB	18.32	17.85	16.46	15.31	17.26	18.64	19.67	22.20	21.97	23.97	21.98	21.76	22.19	20.71	18.95	19.93	19.16	23.95	40.66	25.53	30.23	23.78	7.18	-1.75
WPS	19.14	18.39	17.33	16.17	18.21	19.65	20.91	23.88	24.01	26.17	23.97	23.60	24.11	22.63	20.53	21.45	20.72	26.30	48.49	30.42	35.19	29.05	20.36	13.06
Forecasted(GW)	54.3	52.4	51.3	50.8	50.9	51.6	52.7	54.2	55.8	57.3	58.2	58.3	58.6	58.2	57.7	57.3	57.7	58.9	62.8	63.4	63.1	61.7	59.9	58.1
(RT) - (DA Load)	1.28	0.97	0.39	0.37	0.27	0.42	0.45	1.00	-0.02	-0.24	-0.18	-0.56	-0.35	0.45	0.77	0.35	-0.66	-1.91	-2.38	0.00	0.81	1.97	2.44	50.47





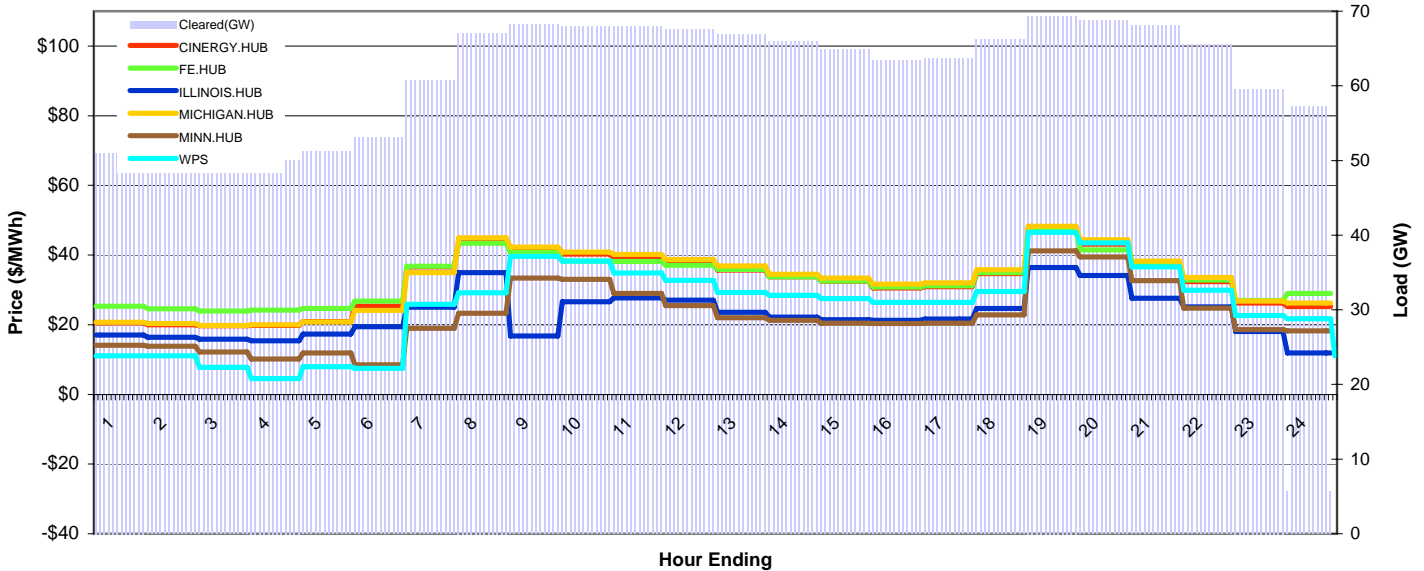
# MISO Daily Report

Delivery Day: Monday, February 9, 2009

Price Color Codes: <=0 >=100 >=200

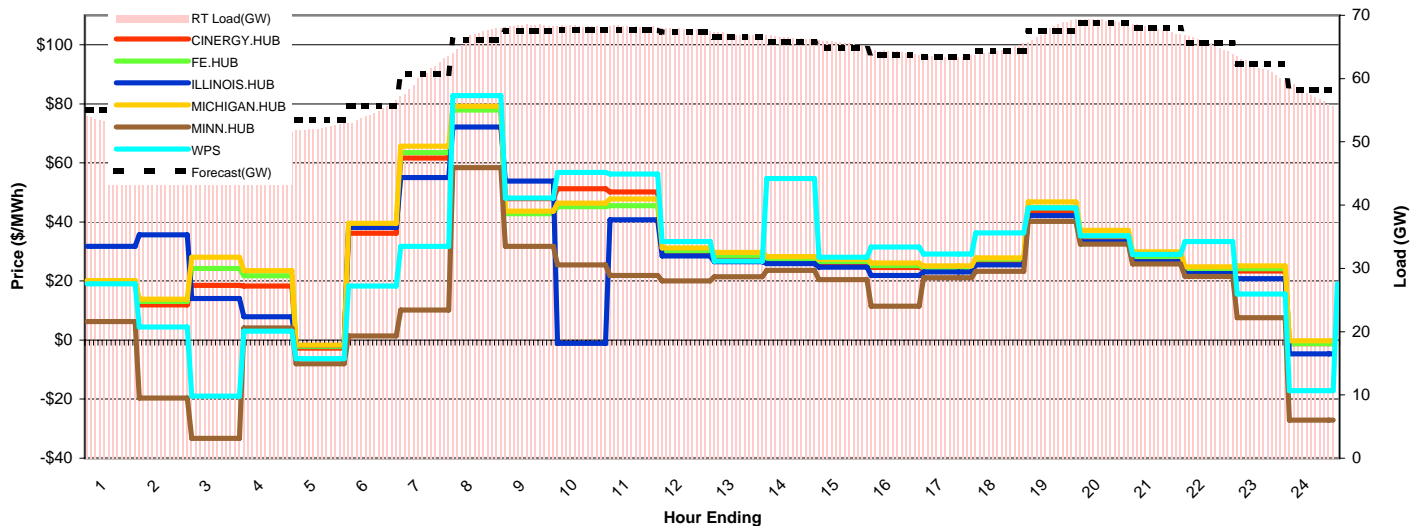
## Day-Ahead Prices and Cleared Load

	HE1	HE2	HE3	HE4	HE5	HE6	HE7	HE8	HE9	HE10	HE11	HE12	HE13	HE14	HE15	HE16	HE17	HE18	HE19	HE20	HE21	HE22	HE23	HE24
CINERGY.HUB	20.55	19.98	19.71	19.79	20.88	25.33	36.65	43.55	41.49	40.28	39.38	37.88	35.65	33.78	32.45	30.54	30.90	34.71	47.02	43.12	37.55	32.42	26.20	25.26
FE.HUB	25.31	24.60	23.94	24.21	24.69	26.81	36.81	43.40	40.86	38.27	38.19	37.06	35.85	33.75	32.59	30.86	31.21	34.93	47.35	41.49	37.57	32.81	27.00	29.01
ILLINOIS.HUB	17.04	16.44	15.84	15.42	17.34	19.42	25.00	35.00	16.79	26.57	27.70	27.03	23.58	22.23	21.46	21.30	21.62	24.68	36.39	34.10	27.61	25.08	18.05	11.91
MICHIGAN.HUB	20.68	20.32	19.77	19.96	20.84	24.15	34.97	45.01	42.33	40.83	40.21	38.75	36.84	34.53	33.36	31.63	32.00	35.79	48.28	44.46	38.29	33.55	26.76	26.25
MINN.HUB	14.11	13.83	12.21	10.18	11.88	8.50	18.94	23.32	33.36	33.02	29.01	25.52	21.98	21.28	20.40	20.37	20.45	22.80	41.24	39.41	32.70	24.76	18.63	18.23
WPS	11.06	11.06	7.79	4.51	7.98	7.48	25.89	29.16	39.62	38.23	34.82	32.79	29.25	28.40	27.48	26.37	26.46	29.53	46.50	43.51	36.63	29.89	22.68	21.71
Cleared(GW)	51.0	50.7	50.3	50.1	51.2	53.1	60.7	67.1	68.2	68.0	67.9	67.5	66.9	65.9	64.9	63.4	63.6	66.2	69.3	68.7	68.1	65.5	59.6	5.7



## Preliminary Real-Time Prices with Forecasted and Actual System Load

	HE1	HE2	HE3	HE4	HE5	HE6	HE7	HE8	HE9	HE10	HE11	HE12	HE13	HE14	HE15	HE16	HE17	HE18	HE19	HE20	HE21	HE22	HE23	HE24
CINERGY.HUB	19.52	11.91	18.57	18.36	-2.75	36.23	61.63	78.47	47.86	51.28	50.18	29.81	27.99	26.81	25.94	24.57	23.95	26.29	43.51	34.35	27.44	23.32	23.42	-1.20
FE.HUB	20.01	13.15	24.28	21.74	-2.15	38.29	63.50	77.88	42.83	45.19	45.52	30.21	28.76	27.54	26.62	25.25	24.64	27.36	44.90	35.35	28.29	24.07	24.21	-1.19
ILLINOIS.HUB	31.75	35.64	14.08	7.94	-1.85	38.19	55.03	72.21	53.91	-1.09	40.71	28.51	26.60	25.92	24.73	21.91	23.09	25.43	42.18	33.25	26.50	22.51	20.78	-4.71
MICHIGAN.HUB	20.14	13.90	28.07	23.53	-1.75	39.56	65.67	79.19	43.66	46.36	47.83	31.26	29.67	28.23	27.40	26.13	25.12	27.80	46.86	37.21	29.92	24.84	25.13	-0.23
MINN.HUB	6.33	-19.67	-33.29	4.12	-8.08	1.43	10.18	58.36	31.73	25.48	21.88	20.05	21.43	23.60	20.51	11.46	21.08	23.26	40.22	32.49	25.77	21.54	7.63	-27.10
WPS	19.05	4.47	-18.98	3.01	-6.31	18.27	31.72	82.77	48.10	56.78	56.24	33.42	26.74	54.76	28.10	31.50	29.17	36.32	44.81	35.30	29.01	33.36	15.60	-17.13
Forecasted(GW)	55.1	53.6	53.5	53.4	53.5	55.8	60.8	66.1	67.6	67.7	67.7	67.3	66.6	65.8	64.8	63.8	63.4	64.4	67.5	68.7	68.0	65.7	62.4	58.2
(RT) - (DA Load)	2.21	1.22	1.04	1.38	1.06	1.47	-0.13	-0.40	0.24	0.38	0.39	0.30	0.21	0.60	0.74	0.85	-0.11	-1.65	-1.52	0.47	-0.24	0.02	2.07	51.78



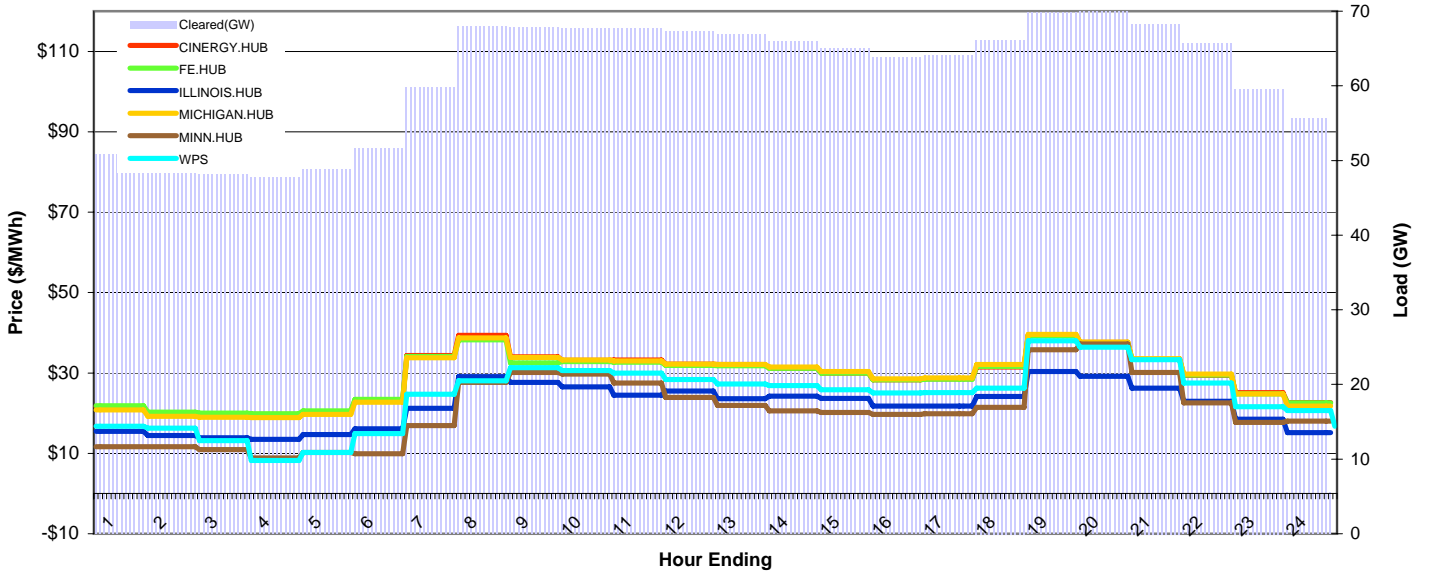
# MISO Daily Report

Delivery Day: Tuesday, February 10, 2009

Price Color Codes: <=0 >=100 >=200

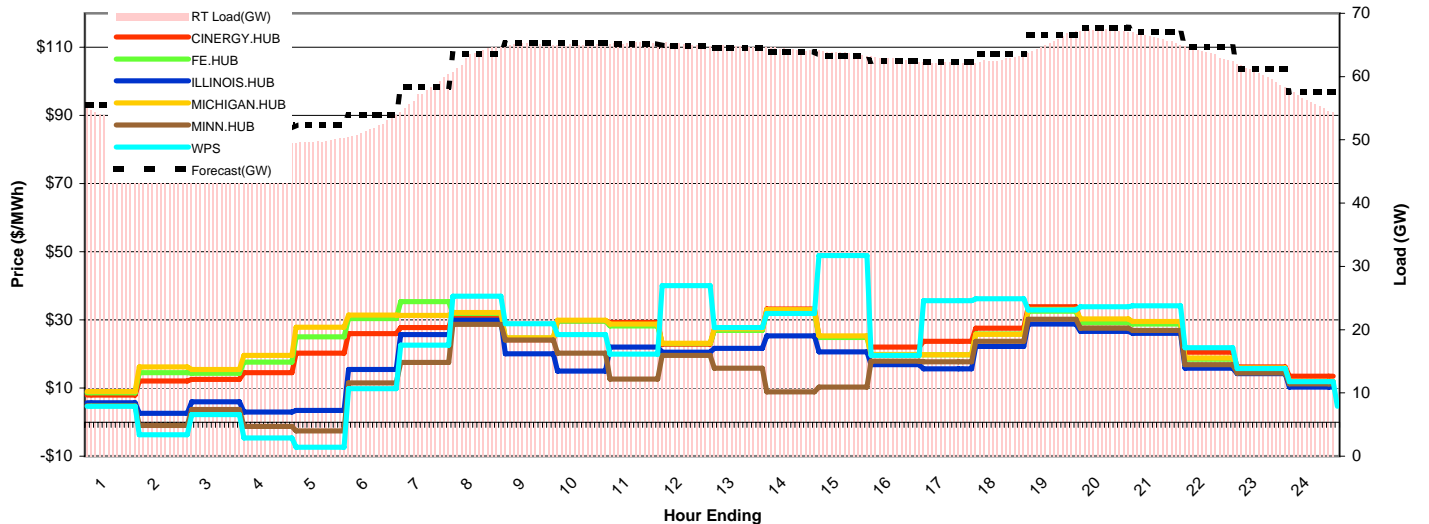
## Day-Ahead Prices and Cleared Load

	HE1	HE2	HE3	HE4	HE5	HE6	HE7	HE8	HE9	HE10	HE11	HE12	HE13	HE14	HE15	HE16	HE17	HE18	HE19	HE20	HE21	HE22	HE23	HE24
CINERGY.HUB	21.57	20.10	19.83	19.67	20.34	23.18	34.34	39.39	34.04	33.16	33.22	32.21	32.10	31.19	29.98	28.26	28.53	31.48	39.47	37.58	33.37	29.40	25.14	22.63
FE.HUB	21.83	20.28	20.04	19.88	20.56	23.43	34.10	38.24	32.53	32.86	32.65	31.89	31.83	31.17	30.00	28.29	28.46	31.61	39.19	37.46	33.35	29.48	24.75	22.52
ILLINOIS.HUB	15.46	14.45	13.91	13.50	14.69	16.10	21.19	29.08	27.63	26.51	24.48	25.52	23.62	24.21	23.64	21.78	21.76	24.17	30.40	29.17	26.25	22.93	18.51	15.16
MICHIGAN.HUB	20.84	19.23	18.97	18.93	19.71	22.68	33.81	38.69	33.87	33.21	33.00	32.23	32.14	31.44	30.37	28.50	28.73	32.13	39.59	37.70	33.53	29.75	24.82	21.78
MINN.HUB	11.68	11.69	10.94	8.84	10.24	9.93	16.91	27.66	30.09	29.69	27.51	23.93	21.89	20.53	20.18	19.68	19.87	21.45	35.78	37.19	30.12	22.57	17.67	18.02
WPS	16.77	16.24	13.17	8.27	10.22	14.88	24.70	28.06	31.30	30.59	29.98	28.38	27.24	26.88	25.81	25.05	25.14	26.20	37.97	36.43	33.31	27.52	21.64	20.62
Cleared(GW)	50.7	49.6	48.1	47.7	48.8	51.6	59.8	67.9	67.8	67.7	67.6	67.3	66.9	65.9	65.0	63.8	64.0	66.2	69.9	69.9	68.3	65.7	59.6	5.6



## Preliminary Real-Time Prices with Forecasted and Actual System Load

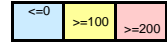
	HE1	HE2	HE3	HE4	HE5	HE6	HE7	HE8	HE9	HE10	HE11	HE12	HE13	HE14	HE15	HE16	HE17	HE18	HE19	HE20	HE21	HE22	HE23	HE24
CINERGY.HUB	7.91	12.12	12.50	14.54	20.27	25.93	27.72	31.35	24.22	29.70	29.28	22.85	27.12	33.21	25.06	22.06	23.70	27.53	33.88	29.17	29.14	20.51	16.19	13.50
FE.HUB	8.58	14.56	14.29	17.57	24.99	30.41	35.36	31.89	24.68	29.63	28.24	23.02	26.88	32.37	24.82	19.73	19.74	25.90	32.56	29.15	28.76	18.44	15.74	11.93
ILLINOIS.HUB	5.71	2.58	6.00	3.00	3.47	15.46	25.65	29.93	20.03	15.03	22.07	20.53	21.64	25.30	20.63	16.84	15.64	22.23	28.80	26.67	26.07	15.80	14.20	10.27
MICHIGAN.HUB	9.02	16.25	15.43	19.60	27.86	31.41	31.34	32.20	24.79	29.92	28.77	23.12	27.38	33.02	25.32	19.83	19.79	25.77	33.16	30.31	29.54	18.88	15.93	12.02
MINN.HUB	4.83	-1.02	3.76	-1.29	-2.58	11.52	17.53	28.69	24.07	20.23	12.60	19.56	15.80	8.89	10.27	17.90	17.72	23.76	30.24	27.56	26.87	16.88	14.45	11.22
WPS	4.67	-3.67	2.18	-4.62	-7.42	9.83	22.63	36.98	28.86	25.67	19.96	40.08	27.79	31.86	48.87	19.60	35.63	36.22	32.93	33.90	34.16	21.82	15.69	11.93
Forecasted(GW)	55.5	53.5	52.2	51.7	52.4	53.9	58.4	63.6	65.2	65.2	65.2	64.9	64.5	63.9	63.3	62.5	62.3	63.5	66.6	67.7	67.0	64.7	61.2	57.6
(RT) - (DA Load)	2.91	1.94	2.08	1.74	1.05	0.34	-2.29	-4.49	-2.60	-2.71	-2.36	-2.18	-2.08	-1.51	-1.20	-1.05	-1.79	-3.43	-4.34	-2.53	-2.17	-2.04	0.72	50.50



# MISO Daily Report

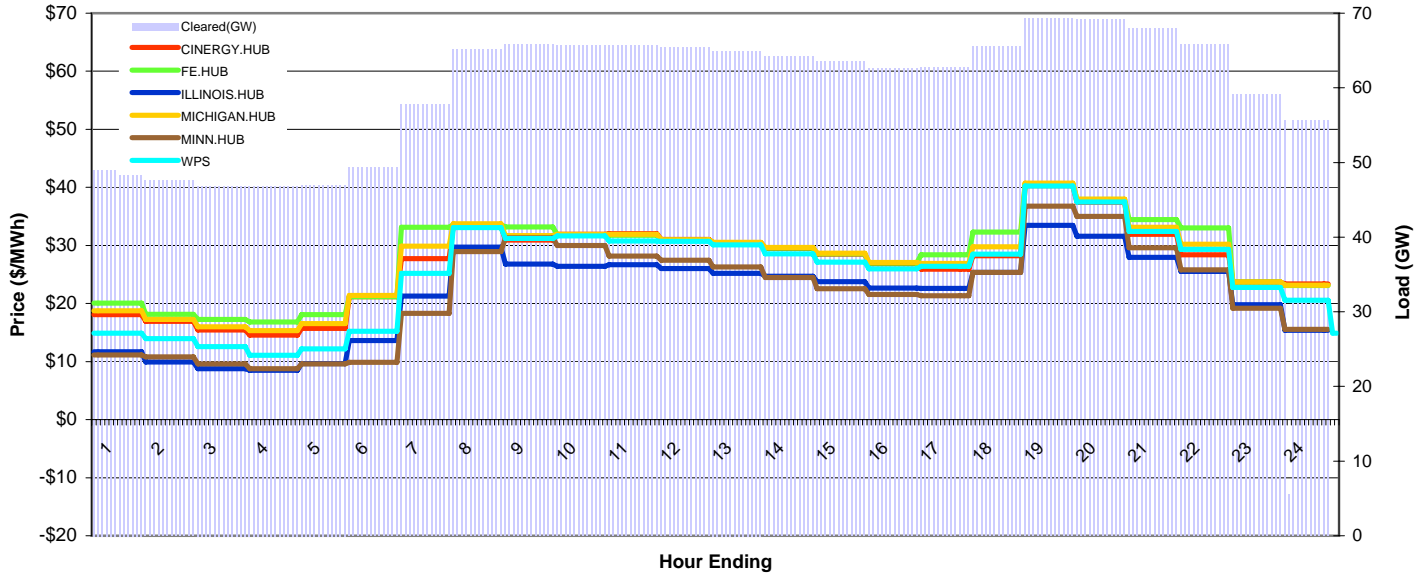
Delivery Day: Wednesday, February 11, 2009

Price Color Codes:



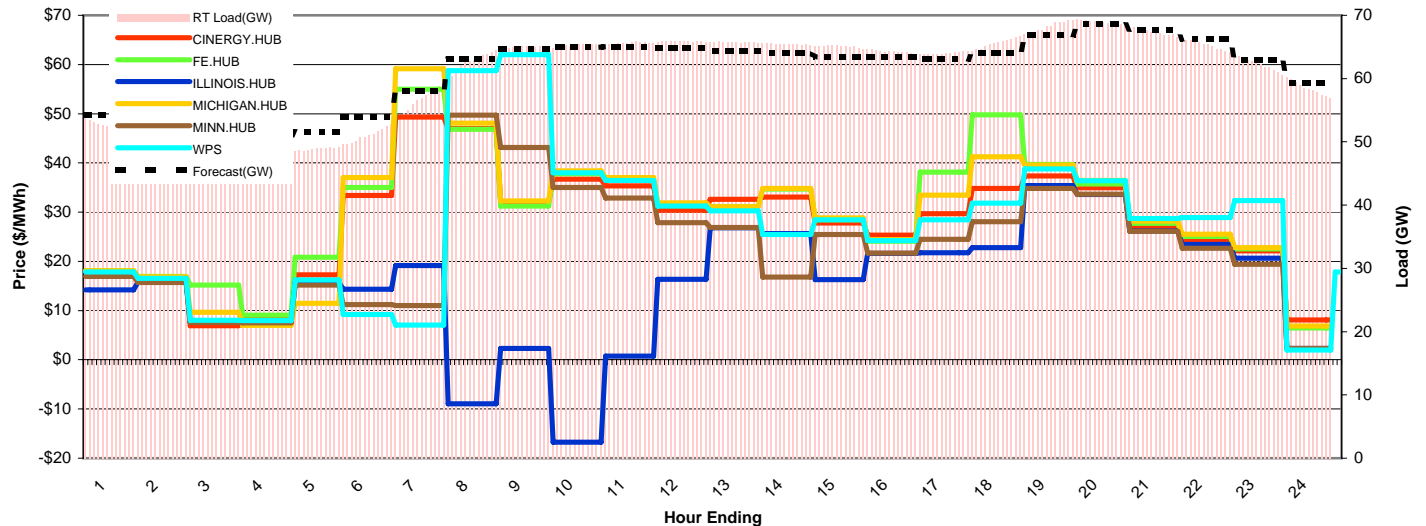
## Day-Ahead Prices and Cleared Load

	HE1	HE2	HE3	HE4	HE5	HE6	HE7	HE8	HE9	HE10	HE11	HE12	HE13	HE14	HE15	HE16	HE17	HE18	HE19	HE20	HE21	HE22	HE23	HE24
CINERGY.HUB	18.09	16.90	15.43	14.55	15.74	21.15	27.74	33.34	30.93	31.91	32.01	31.06	30.49	29.50	28.49	26.82	25.90	28.25	40.27	37.42	31.90	28.38	23.72	23.39
FE.HUB	20.09	18.13	17.28	16.80	18.06	21.15	33.12	33.55	33.16	31.88	31.77	30.95	30.46	29.55	28.56	26.95	28.40	32.29	40.64	37.92	34.45	33.03	23.72	23.12
ILLINOIS.HUB	11.70	9.95	8.79	8.52	9.64	13.64	21.26	29.70	26.80	26.41	26.69	26.02	25.21	24.70	23.77	22.67	22.63	25.38	33.44	31.56	27.96	25.55	19.78	15.41
MICHIGAN.HUB	18.75	17.23	15.98	15.32	16.53	21.39	29.87	33.71	31.68	31.93	31.90	31.00	30.52	29.65	28.69	27.05	26.89	29.77	40.71	37.99	33.13	30.21	23.72	23.16
MINN.HUB	11.16	10.81	9.59	8.76	9.60	9.86	18.30	28.95	31.33	30.00	28.16	27.44	26.31	24.49	22.53	21.53	21.34	25.37	36.75	35.03	29.60	25.82	19.19	15.54
WPS	14.86	13.97	12.56	11.07	12.21	15.20	25.22	33.07	31.21	31.65	30.78	30.73	30.09	28.56	27.14	25.99	26.41	28.49	40.24	37.46	32.40	29.31	22.78	20.55
Cleared(GW)	49.0	47.6	46.8	46.8	47.0	49.4	57.8	65.1	65.8	65.6	65.7	65.5	64.9	64.2	63.5	62.6	62.8	65.5	69.3	69.2	67.9	65.8	59.1	5.6



## Preliminary Real-Time Prices with Forecasted and Actual System Load

	HE1	HE2	HE3	HE4	HE5	HE6	HE7	HE8	HE9	HE10	HE11	HE12	HE13	HE14	HE15	HE16	HE17	HE18	HE19	HE20	HE21	HE22	HE23	HE24
CINERGY.HUB	17.89	16.48	6.91	8.19	17.28	33.36	49.32	46.96	32.05	36.69	35.35	30.42	32.61	33.06	27.79	25.30	29.68	34.85	37.36	34.92	27.10	24.36	22.11	8.12
FE.HUB	18.09	16.94	15.18	9.05	20.83	35.00	54.97	46.86	31.24	37.82	36.63	31.34	31.09	34.72	28.47	24.11	38.15	49.77	39.70	35.71	27.75	25.05	22.54	6.48
ILLINOIS.HUB	14.19	15.86	7.67	7.66	15.72	14.32	19.13	-8.92	2.28	-16.72	0.76	16.33	26.82	25.63	16.26	21.61	21.77	22.77	35.43	33.59	26.15	23.46	20.67	2.28
MICHIGAN.HUB	18.09	16.84	9.64	6.96	11.45	37.00	59.15	48.07	32.30	38.37	37.04	31.87	31.11	34.79	28.82	24.43	33.43	41.27	39.58	36.47	28.20	25.50	22.80	6.88
MINN.HUB	16.93	15.71	7.59	7.51	15.15	11.21	11.03	49.74	43.13	35.00	32.84	27.86	26.86	16.82	25.48	21.66	24.50	28.03	34.83	33.68	26.08	22.66	19.41	2.31
WPS	17.86	16.54	8.02	7.95	16.21	9.20	7.06	58.78	61.98	38.03	36.43	31.27	30.28	25.44	28.48	24.19	28.44	31.81	38.76	36.35	28.73	28.92	32.33	2.00
Forecasted(GW)	54.3	52.3	51.3	50.9	51.5	53.9	58.0	63.1	64.7	65.0	65.0	64.8	64.4	64.0	63.4	63.5	63.1	64.0	66.9	68.6	67.7	66.2	62.9	59.3
(RT) - (DA Load)	3.38	2.67	2.22	1.75	1.89	1.62	-1.29	-2.47	-0.81	-0.34	-0.03	0.45	0.83	1.24	1.58	1.65	1.25	0.10	-1.06	-0.24	-0.49	-0.42	3.24	52.91



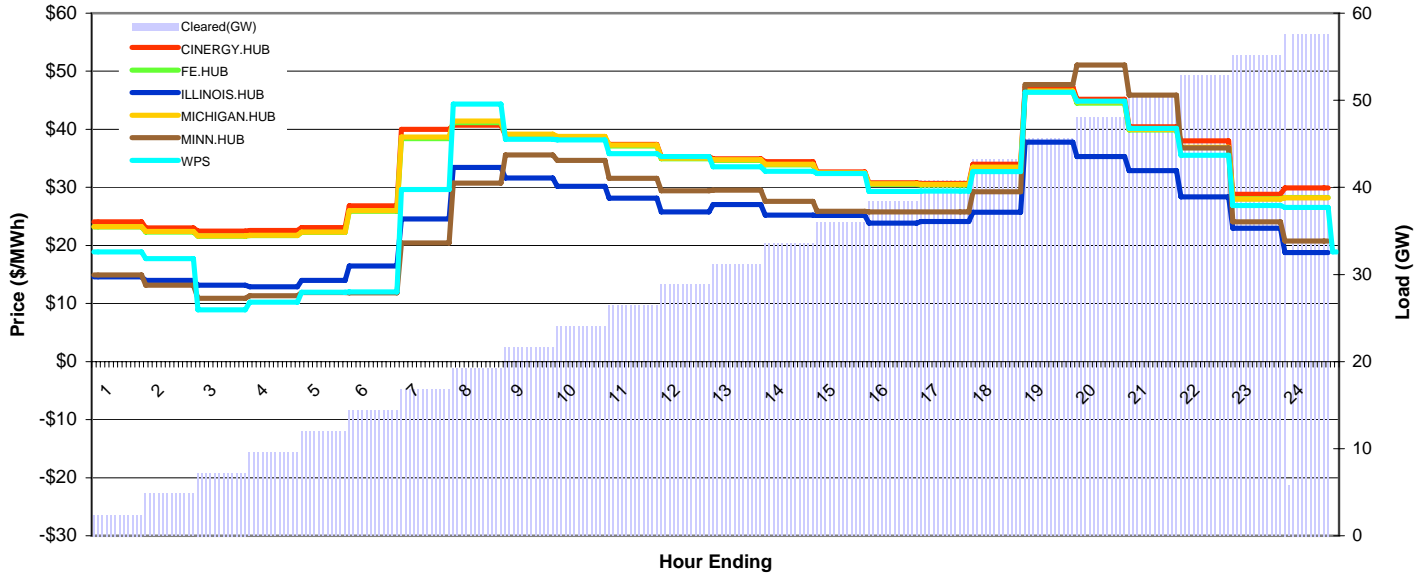
# MISO Daily Report

Delivery Day: Thursday, February 12, 2009

Price Color Codes: ≤0 ≥100 ≥200

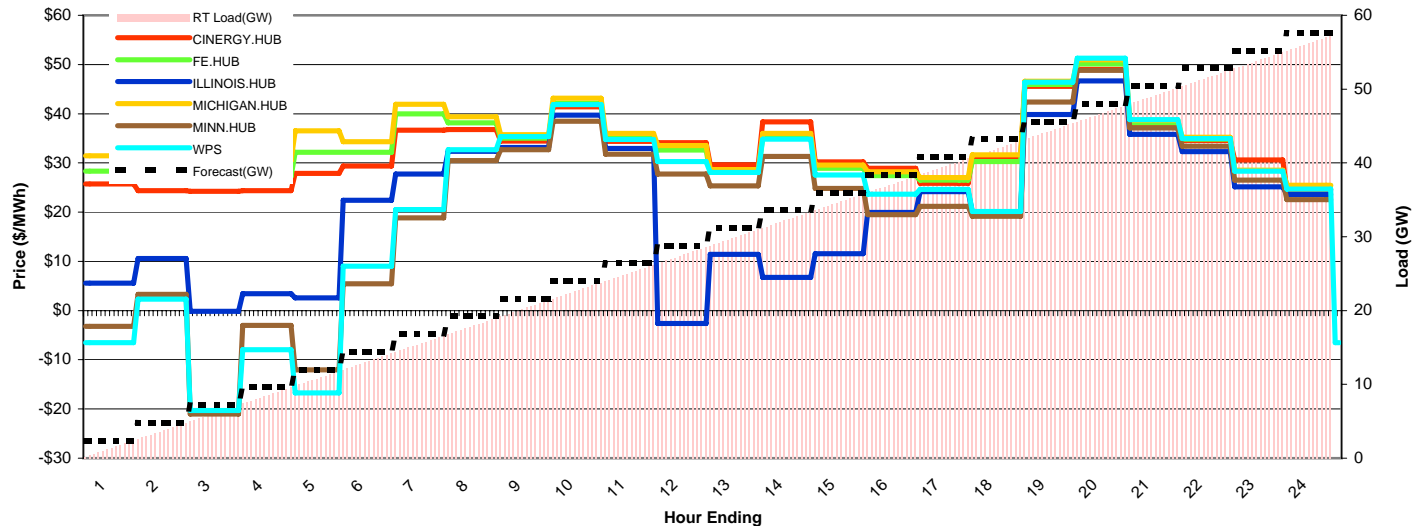
## Day-Ahead Prices and Cleared Load

	HE1	HE2	HE3	HE4	HE5	HE6	HE7	HE8	HE9	HE10	HE11	HE12	HE13	HE14	HE15	HE16	HE17	HE18	HE19	HE20	HE21	HE22	HE23	HE24
CINERGY.HUB	24.07	23.04	22.47	22.58	23.09	26.81	40.00	40.69	38.94	38.47	37.42	35.31	34.93	34.43	32.69	30.81	30.70	33.96	47.30	45.16	40.43	38.00	28.82	29.90
FE.HUB	23.16	22.29	21.60	21.71	22.26	25.87	38.41	41.17	39.07	38.68	37.15	34.92	34.64	33.89	32.44	30.52	30.41	33.37	46.46	44.54	39.91	36.83	28.05	28.25
ILLINOIS.HUB	14.59	13.98	13.16	12.88	14.00	16.45	24.54	33.44	31.59	30.16	28.15	25.76	27.05	25.21	25.16	23.85	24.14	25.70	37.78	35.33	32.90	28.34	22.95	18.80
MICHIGAN.HUB	23.26	22.43	21.63	21.75	22.32	25.98	38.67	41.44	39.15	38.79	37.28	35.02	34.75	34.00	32.52	30.60	30.49	33.47	46.60	44.72	39.98	36.88	27.99	28.19
MINN.HUB	14.92	13.16	10.91	11.32	11.88	11.82	20.41	30.76	35.57	34.67	31.57	29.43	29.52	27.62	25.89	25.77	25.78	29.26	47.71	51.06	45.90	36.78	24.04	20.74
WPS	18.90	17.71	8.91	10.23	11.93	11.99	29.61	44.37	38.29	38.17	35.82	35.31	33.52	32.78	32.40	29.31	29.35	32.70	46.37	44.85	40.18	35.52	26.85	26.54
Cleared(GW)	2.4	4.8	7.2	9.6	12.0	14.4	16.8	19.2	21.6	24.0	26.4	28.8	31.2	33.6	36.0	38.4	40.8	43.2	45.6	48.0	50.4	52.8	55.2	5.8



## Preliminary Real-Time Prices with Forecasted and Actual System Load

	HE1	HE2	HE3	HE4	HE5	HE6	HE7	HE8	HE9	HE10	HE11	HE12	HE13	HE14	HE15	HE16	HE17	HE18	HE19	HE20	HE21	HE22	HE23	HE24
CINERGY.HUB	25.74	24.39	24.25	24.38	27.89	29.40	36.68	36.77	34.44	41.37	34.37	34.13	29.66	38.32	30.22	28.94	25.84	31.23	45.54	49.04	37.32	34.55	30.60	24.59
FE.HUB	28.33	26.26	26.95	27.24	32.20	32.20	39.99	38.13	35.00	42.12	35.06	32.60	28.09	35.32	28.90	27.40	26.48	30.29	45.95	50.11	38.17	34.83	28.43	25.38
ILLINOIS.HUB	5.59	10.57	-0.18	3.44	2.57	22.44	27.72	32.38	33.17	39.68	32.92	-2.60	11.41	6.73	11.56	19.96	24.18	20.09	39.83	46.70	35.80	32.28	25.16	23.58
MICHIGAN.HUB	31.45	28.47	30.03	30.38	36.54	34.31	41.92	39.36	35.72	43.19	36.01	33.51	28.66	36.03	29.55	28.18	27.04	31.65	46.61	50.93	38.65	35.24	28.53	25.44
MINN.HUB	-3.21	3.31	-21.01	-3.00	-12.08	5.44	18.84	30.46	32.67	38.48	31.78	27.73	25.34	31.32	24.80	19.50	21.19	19.14	42.40	48.79	37.12	33.40	26.51	22.56
WPS	-6.55	2.30	-20.33	-7.96	-16.74	9.03	20.52	32.69	35.33	41.83	34.79	30.28	28.06	34.81	27.58	23.65	24.65	20.15	46.43	51.28	38.79	34.96	28.31	24.72
Forecasted(GW)	2.4	4.8	7.2	9.6	12.0	14.4	16.8	19.2	21.6	24.0	26.4	28.8	31.2	33.6	36.0	38.4	40.8	43.2	45.6	48.0	50.4	52.8	55.2	57.6
(RT) - (DA Load)	-1.10	-1.10	-1.10	-1.10	-1.20	-1.30	-1.30	-1.30	-1.30	-1.30	-1.30	-1.30	-1.30	-1.30	-1.30	-1.30	-1.30	-1.30	-1.30	-1.30	-1.30	-1.30	-1.30	-1.30



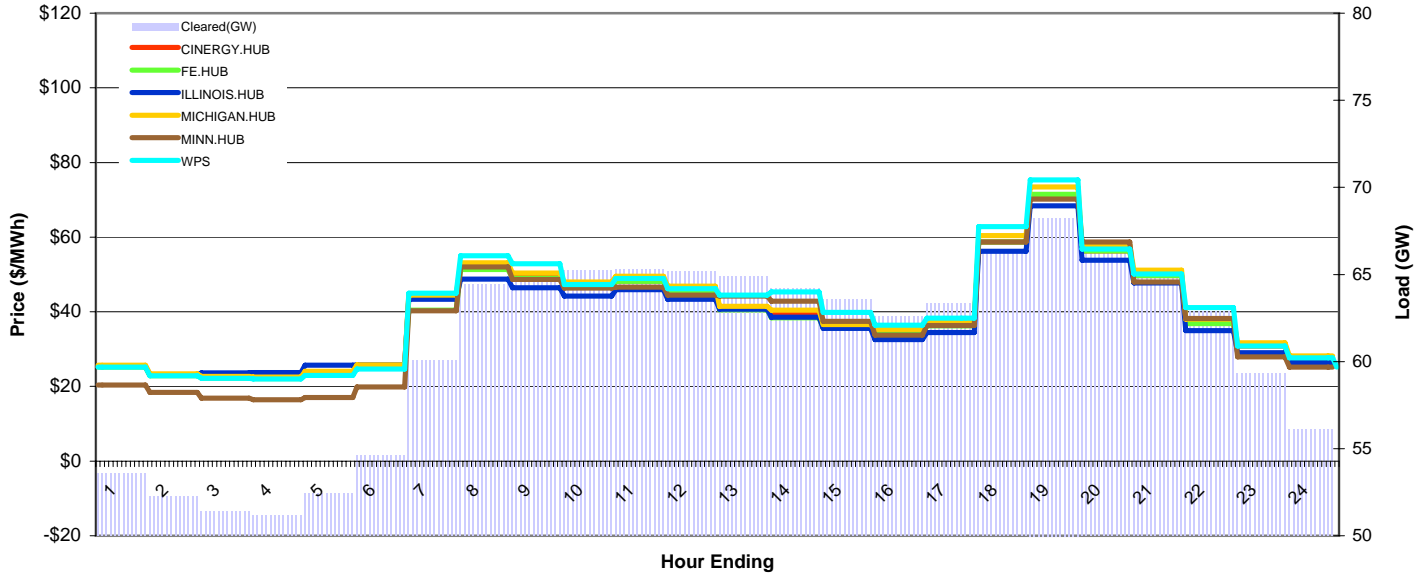
# MISO Daily Report

Delivery Day: Thursday, November 13, 2008

Price Color Codes: <=0 >=100 >=200

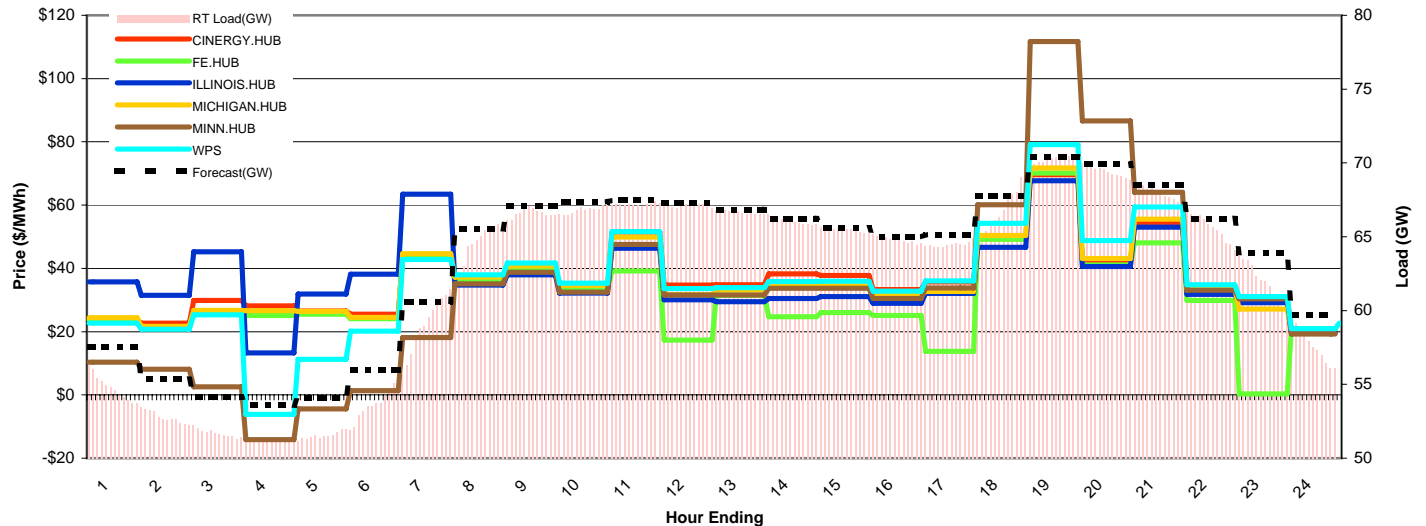
## Day-Ahead Prices and Cleared Load

	HE1	HE2	HE3	HE4	HE5	HE6	HE7	HE8	HE9	HE10	HE11	HE12	HE13	HE14	HE15	HE16	HE17	HE18	HE19	HE20	HE21	HE22	HE23	HE24
CINERGY.HUB	25.35	23.00	22.38	22.19	23.71	25.43	44.15	52.24	49.50	47.21	48.27	45.73	40.99	39.75	36.00	34.59	36.44	58.74	71.41	56.29	49.72	36.95	30.86	27.61
FE.HUB	25.16	22.87	22.26	22.06	23.56	25.20	40.42	51.29	49.02	46.68	48.13	45.50	40.50	38.36	35.68	34.32	36.22	58.74	71.44	56.30	49.74	36.80	30.93	27.53
ILLINOIS.HUB	25.41	23.10	23.64	23.71	25.73	25.77	43.36	48.78	46.48	44.18	45.93	43.37	40.68	38.52	35.56	32.55	34.40	56.22	68.35	53.81	47.69	34.98	29.02	26.39
MICHIGAN.HUB	25.73	23.36	22.72	22.53	24.06	25.80	44.51	53.13	50.42	48.00	49.49	46.83	41.49	40.46	36.59	35.30	37.26	60.41	73.48	57.90	51.13	38.00	31.67	28.19
MINN.HUB	20.39	18.45	16.86	16.46	17.04	19.85	40.27	51.99	48.63	46.36	46.59	44.49	44.21	42.88	37.47	33.77	36.31	58.72	70.20	58.69	47.98	38.21	27.90	25.19
WPS	25.17	22.84	22.17	21.97	22.91	24.70	45.00	55.02	52.86	47.31	48.94	46.18	44.45	45.36	39.87	36.42	38.30	62.81	75.33	56.77	50.15	41.16	30.80	27.68
Cleared(GW)	53.6	52.3	51.4	51.1	52.4	54.6	60.1	64.4	64.8	65.2	65.3	65.2	64.9	64.2	63.6	62.6	63.3	66.4	68.2	66.5	65.3	62.9	59.3	56.1



## Preliminary Real-Time Prices with Forecasted and Actual System Load

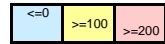
	HE1	HE2	HE3	HE4	HE5	HE6	HE7	HE8	HE9	HE10	HE11	HE12	HE13	HE14	HE15	HE16	HE17	HE18	HE19	HE20	HE21	HE22	HE23	HE24
CINERGY.HUB	23.66	22.70	29.83	28.12	26.49	25.54	43.70	36.05	39.48	33.76	51.56	34.73	34.78	38.29	37.79	33.34	35.77	49.68	69.66	41.85	54.55	32.71	29.76	20.26
FE.HUB	23.84	21.27	26.24	25.12	25.50	24.06	43.69	36.28	39.58	33.62	39.20	17.36	31.45	24.68	26.03	25.10	13.79	49.23	70.08	41.08	48.07	29.92	0.30	20.52
ILLINOIS.HUB	35.70	31.45	45.20	13.24	31.94	38.18	63.49	34.73	38.01	32.21	46.39	30.03	29.47	30.46	31.08	28.91	32.06	46.67	67.73	40.61	53.07	31.76	29.15	19.58
MICHIGAN.HUB	24.36	21.66	26.78	26.68	26.41	24.52	44.62	37.30	40.83	34.60	49.89	31.68	33.24	34.36	34.45	31.49	32.66	50.37	71.79	43.12	55.53	33.48	27.17	20.85
MINN.HUB	10.30	8.12	2.57	-14.13	-4.39	1.31	18.18	35.11	38.80	32.54	47.56	31.64	31.63	33.70	33.74	30.51	33.85	60.15	111.72	86.57	64.07	33.07	30.35	19.29
WPS	22.73	20.72	25.31	-6.11	11.26	20.11	42.86	37.96	41.75	35.37	51.63	33.65	33.95	35.83	35.89	32.76	36.05	54.22	79.09	48.78	59.45	34.85	31.08	20.99
Forecasted(GW)	57.5	55.4	54.1	53.6	54.1	56.0	60.6	65.5	67.1	67.4	67.5	67.2	66.8	66.2	65.6	65.0	65.1	67.8	70.4	69.9	68.5	66.2	63.9	59.7
(RT) - (DA Load)	1.22	0.50	0.32	0.09	-0.87	-0.95	-1.03	0.16	1.77	1.58	1.92	1.95	1.82	1.85	1.92	2.24	1.17	0.46	1.95	2.91	2.72	2.81	2.66	1.58



# MISO Daily Report

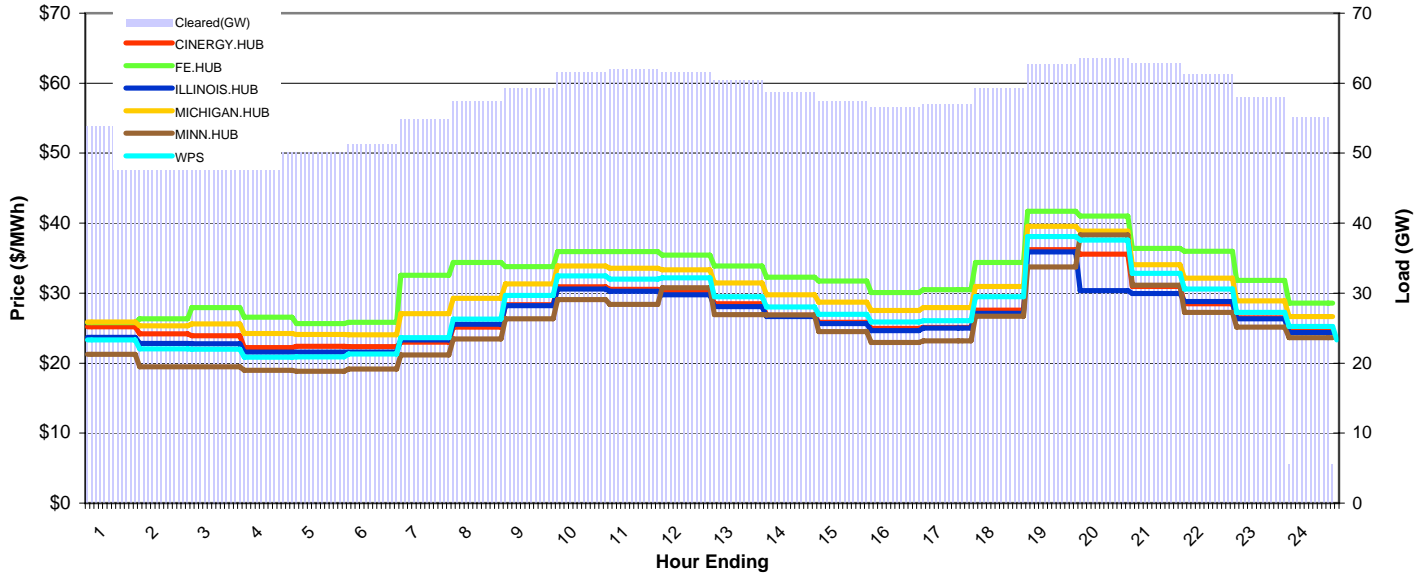
Delivery Day: Saturday, February 14, 2009

Price Color Codes:



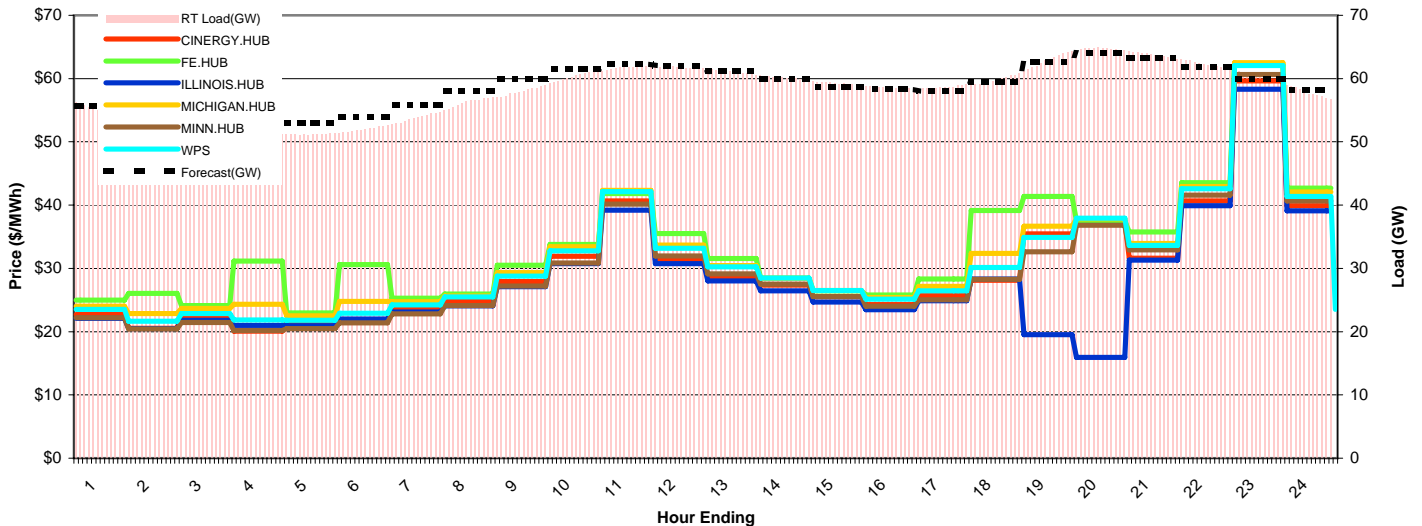
## Day-Ahead Prices and Cleared Load

	HE1	HE2	HE3	HE4	HE5	HE6	HE7	HE8	HE9	HE10	HE11	HE12	HE13	HE14	HE15	HE16	HE17	HE18	HE19	HE20	HE21	HE22	HE23	HE24
CINERGY.HUB	25.20	24.20	23.90	22.21	22.39	22.36	22.98	25.15	28.33	30.90	30.52	30.34	28.48	26.85	25.83	24.96	25.12	27.56	36.20	35.55	30.94	28.48	26.49	24.78
FE.HUB	25.79	26.32	27.95	26.56	25.85	25.81	32.54	34.38	33.78	35.93	35.94	35.43	33.90	32.28	31.71	30.10	30.51	34.36	41.72	40.99	36.39	35.97	31.84	28.59
ILLINOIS.HUB	23.68	22.82	22.77	21.56	21.56	21.56	23.33	25.54	28.19	30.60	30.29	29.77	28.08	26.67	25.64	24.65	24.99	27.13	35.87	30.34	29.93	28.80	26.32	24.35
MICHIGAN.HUB	25.89	25.33	25.62	24.25	24.08	24.06	27.08	29.24	31.31	33.86	33.58	33.31	31.46	29.78	28.71	27.54	27.93	30.95	39.53	38.86	34.05	32.13	28.89	26.64
MINN.HUB	21.24	19.46	19.46	18.96	18.86	19.14	21.17	23.44	26.32	29.08	28.38	30.76	26.92	26.87	24.51	22.97	23.17	26.71	33.75	38.32	31.14	27.23	25.16	23.65
WPS	23.30	22.06	21.99	20.85	20.88	21.29	23.63	26.29	29.66	32.44	32.02	32.21	29.51	28.03	26.99	25.88	26.07	29.50	38.07	37.57	32.82	30.57	27.24	25.25
Cleared(GW)	53.9	52.2	51.2	50.1	50.2	51.2	54.8	57.3	59.3	61.5	62.0	61.5	60.4	58.7	57.4	56.6	57.0	59.3	62.7	63.6	62.8	61.3	57.9	5.5



## Preliminary Real-Time Prices with Forecasted and Actual System Load

	HE1	HE2	HE3	HE4	HE5	HE6	HE7	HE8	HE9	HE10	HE11	HE12	HE13	HE14	HE15	HE16	HE17	HE18	HE19	HE20	HE21	HE22	HE23	HE24
CINERGY.HUB	22.89	20.51	22.50	20.09	21.55	21.44	23.82	24.84	27.92	31.89	40.67	31.35	28.67	27.34	25.55	24.27	25.68	28.10	35.47	37.40	31.63	40.64	59.61	39.89
FE.HUB	24.98	26.04	24.15	31.14	22.94	30.60	25.30	25.97	30.48	33.81	41.84	35.52	31.54	28.48	26.47	25.77	28.32	39.15	41.36	37.50	35.77	43.54	62.21	42.68
ILLINOIS.HUB	22.12	22.85	21.80	20.97	20.96	22.01	23.13	24.07	27.09	30.77	39.19	30.77	28.03	26.45	24.66	23.47	24.86	28.33	19.52	15.95	31.31	39.90	58.32	39.10
MICHIGAN.HUB	24.01	22.85	23.65	24.33	22.50	24.78	24.73	25.66	29.33	33.42	42.35	33.66	30.43	28.42	26.51	25.37	27.17	32.35	36.69	37.84	33.92	42.94	62.50	42.06
MINN.HUB	22.18	20.43	21.46	20.20	20.46	21.39	22.80	24.13	27.20	30.83	40.18	31.95	29.11	27.52	25.56	24.04	25.02	28.25	32.64	36.84	32.93	41.55	60.64	40.65
WPS	23.53	21.67	22.88	21.85	21.81	22.94	24.22	25.47	28.77	32.77	42.11	33.20	30.23	28.47	26.49	25.13	26.43	30.15	34.89	37.94	33.66	42.58	62.06	41.38
Forecasted(GW)	55.7	54.1	53.2	52.8	53.0	53.9	55.9	58.1	59.9	61.5	62.3	62.0	61.1	60.0	58.7	58.3	58.0	59.5	62.6	64.1	63.2	61.8	59.9	58.2
(RT) - (DA Load)	1.13	0.88	0.61	1.16	1.02	0.73	-1.08	-1.16	-1.30	-1.22	-0.33	0.18	0.64	1.43	1.80	2.01	1.63	0.54	0.09	1.07	0.97	1.01	2.37	52.27



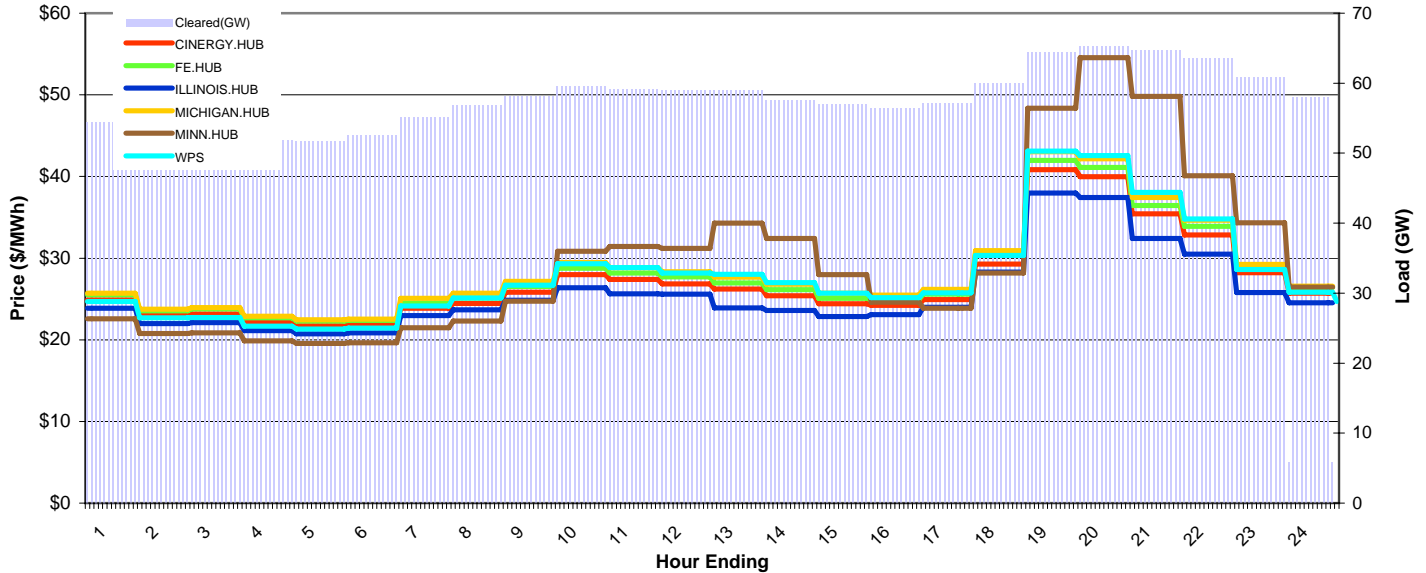
# MISO Daily Report

Delivery Day: Sunday, February 15, 2009

Price Color Codes: ≤0 ≥100 ≥200

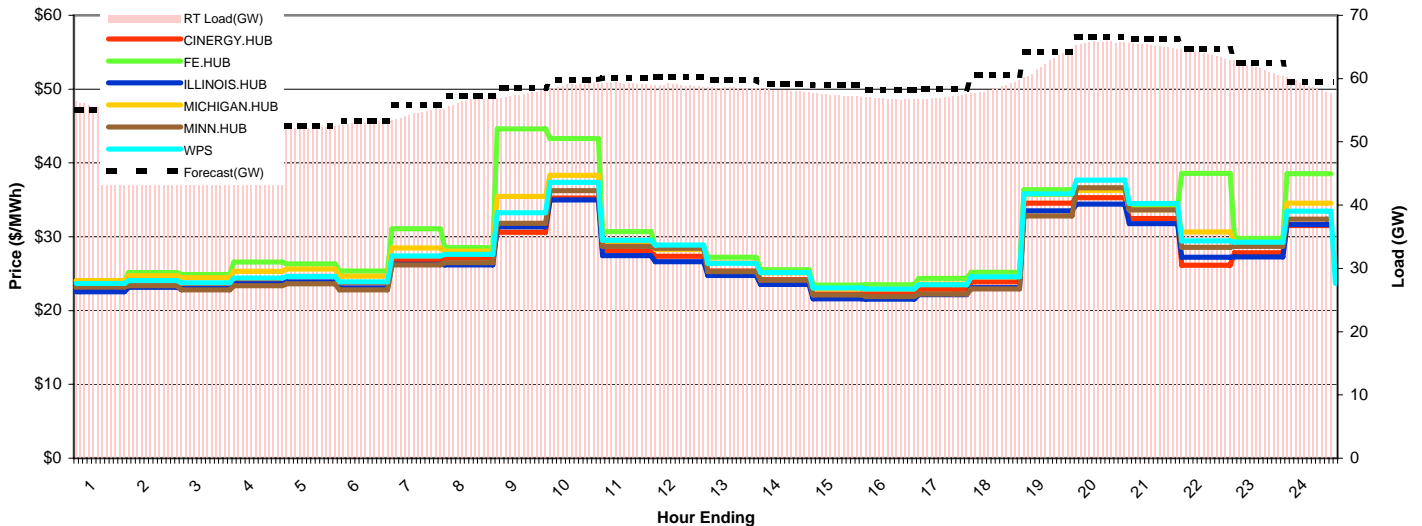
## Day-Ahead Prices and Cleared Load

	HE1	HE2	HE3	HE4	HE5	HE6	HE7	HE8	HE9	HE10	HE11	HE12	HE13	HE14	HE15	HE16	HE17	HE18	HE19	HE20	HE21	HE22	HE23	HE24
CINERGY.HUB	24.87	22.97	23.16	22.14	21.73	21.81	23.88	24.47	25.83	28.00	27.41	26.86	26.21	25.41	24.42	24.21	24.92	29.29	40.83	39.97	35.43	32.84	28.22	25.70
FE.HUB	25.53	23.57	23.77	22.71	22.30	22.38	24.50	25.11	26.52	28.77	28.16	27.71	26.96	26.13	25.10	24.92	25.58	30.54	41.97	41.12	36.46	33.90	29.03	26.40
ILLINOIS.HUB	23.86	22.00	22.12	21.12	20.75	20.85	22.97	23.68	24.85	26.36	25.63	25.60	23.92	23.59	22.85	23.10	23.97	28.28	37.99	37.44	32.41	30.49	25.80	24.55
MICHIGAN.HUB	25.70	23.73	23.93	22.87	22.45	22.53	25.07	25.69	27.15	29.48	28.86	28.32	27.66	26.79	25.72	25.48	26.19	30.94	43.02	42.17	37.41	34.66	29.25	26.59
MINN.HUB	22.59	20.79	20.84	19.88	19.55	19.65	21.49	22.30	24.73	30.84	31.45	31.20	34.28	32.41	27.97	24.63	23.86	28.19	48.38	54.54	49.83	40.08	34.35	26.47
WPS	24.70	22.71	22.73	21.66	21.31	21.43	24.14	25.14	26.67	29.32	28.83	28.19	28.01	26.98	25.69	25.16	25.73	30.34	43.12	42.58	38.07	34.82	28.62	25.83
Cleared(GW)	54.5	52.9	52.7	51.8	51.6	52.5	55.1	56.8	58.1	59.5	59.1	59.0	58.9	57.6	56.9	56.4	57.2	60.1	64.4	65.3	64.6	63.5	60.8	5.8



## Preliminary Real-Time Prices with Forecasted and Actual System Load

	HE1	HE2	HE3	HE4	HE5	HE6	HE7	HE8	HE9	HE10	HE11	HE12	HE13	HE14	HE15	HE16	HE17	HE18	HE19	HE20	HE21	HE22	HE23	HE24
CINERGY.HUB	23.17	23.70	23.62	24.16	24.61	23.76	26.73	27.13	30.61	35.23	28.10	27.36	25.36	24.21	22.23	22.29	22.87	23.87	34.54	35.28	32.49	26.12	27.82	31.53
FE.HUB	24.06	25.13	24.88	26.57	26.33	25.37	31.10	28.53	44.61	43.32	30.68	28.64	27.21	25.55	23.47	23.48	24.36	25.19	36.38	36.61	34.26	38.59	29.80	38.55
ILLINOIS.HUB	22.53	23.13	22.97	23.62	23.87	23.07	26.26	26.20	31.35	34.99	27.45	26.60	24.74	23.53	21.59	21.56	22.15	23.09	33.52	34.42	31.79	27.24	27.27	31.63
MICHIGAN.HUB	24.06	24.72	24.45	25.33	25.61	24.65	28.47	28.04	35.47	38.33	29.33	28.26	26.44	25.08	22.93	22.95	23.60	24.56	35.71	36.28	33.62	30.67	29.11	34.56
MINN.HUB	23.19	23.37	22.80	23.35	23.63	22.79	26.18	26.47	31.84	36.24	28.70	28.46	25.28	24.10	22.13	21.88	22.25	22.92	32.82	36.65	33.62	28.55	28.69	32.37
WPS	23.68	24.08	23.76	24.39	24.64	23.90	27.41	27.63	33.27	37.38	29.53	28.87	26.39	25.13	23.07	22.95	23.52	24.57	35.81	37.69	34.52	29.42	29.24	33.49
Forecasted(GW)	55.1	53.7	52.9	52.5	52.6	53.4	55.8	57.2	58.6	59.8	60.1	60.2	59.8	59.2	58.9	58.2	58.4	60.5	64.1	66.5	66.3	64.7	62.5	59.5
(RT) - (DA Load)	0.90	0.72	-0.07	0.39	0.60	0.44	-0.68	-0.41	-0.62	-0.55	0.06	-0.14	-0.37	0.51	0.45	0.38	-0.16	-1.54	-1.97	0.41	0.56	0.33	0.75	53.05



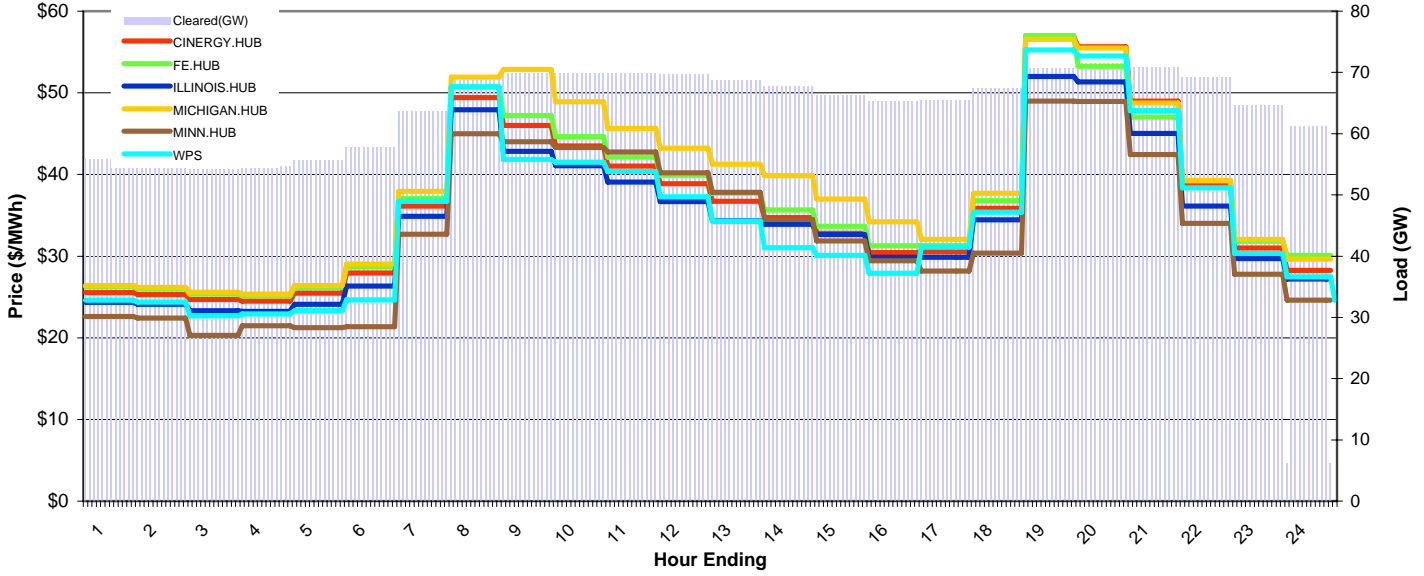
# MISO Daily Report

Delivery Day: Monday, February 16, 2009

Price Color Codes: ≤0 ≥100 ≥200

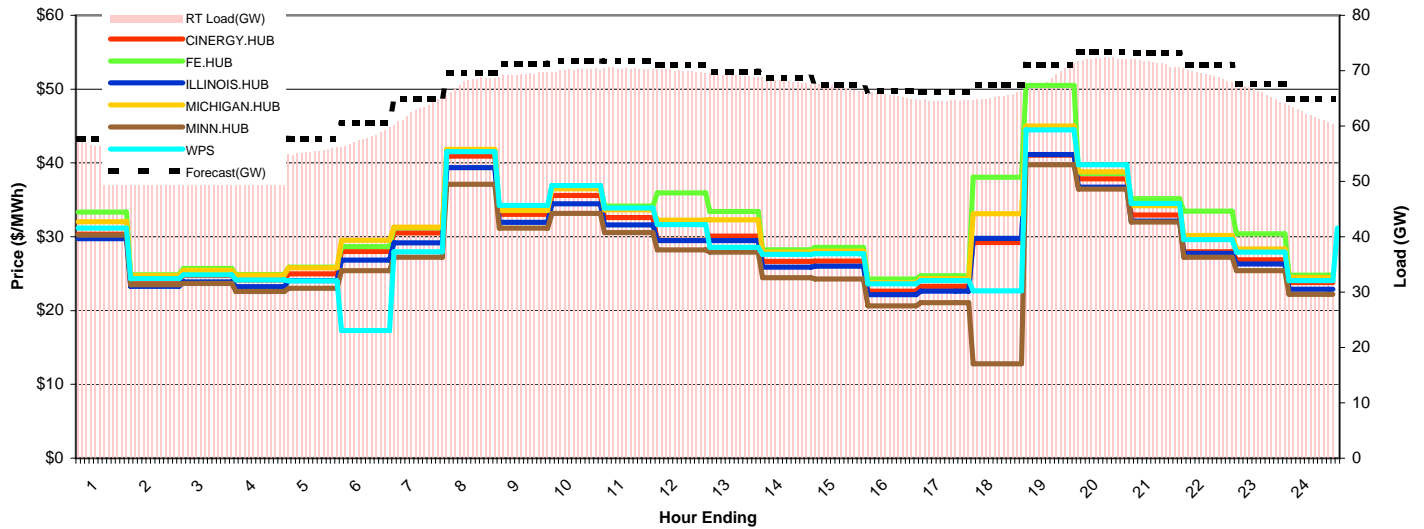
## Day-Ahead Prices and Cleared Load

	HE1	HE2	HE3	HE4	HE5	HE6	HE7	HE8	HE9	HE10	HE11	HE12	HE13	HE14	HE15	HE16	HE17	HE18	HE19	HE20	HE21	HE22	HE23	HE24
CINERGY.HUB	25.57	25.32	24.70	24.48	25.47	27.96	36.13	49.43	46.00	43.49	41.03	38.86	36.72	34.73	32.80	30.46	30.51	35.84	56.86	55.65	49.00	38.88	31.00	28.25
FE.HUB	26.24	25.99	25.35	25.12	26.14	28.69	37.07	50.73	47.21	44.64	42.13	39.90	37.70	35.65	33.67	31.26	31.31	36.78	57.01	53.25	47.03	39.24	31.82	30.11
ILLINOIS.HUB	24.35	24.11	23.32	23.23	24.11	26.34	34.86	47.92	42.85	41.07	39.06	36.69	34.33	33.91	32.63	29.85	29.88	34.44	52.00	51.35	45.04	36.15	29.72	27.21
MICHIGAN.HUB	26.42	26.17	25.58	25.35	26.41	29.05	37.94	51.92	52.85	48.91	45.67	43.23	41.27	39.87	36.98	34.23	32.06	37.70	56.57	55.48	48.75	39.28	32.05	29.61
MINN.HUB	22.63	22.43	20.30	21.47	21.23	21.36	32.68	45.00	44.00	43.30	42.74	40.20	37.83	34.49	31.88	29.45	28.17	30.37	48.97	48.95	42.44	34.01	27.79	24.61
WPS	24.60	24.37	22.69	22.94	23.34	24.65	36.73	50.74	41.87	41.49	40.36	37.25	34.28	31.05	30.11	27.89	31.10	35.38	55.24	54.50	47.81	38.37	30.32	27.48
Cleared(GW)	55.9	55.3	54.3	54.7	55.7	57.8	63.7	68.7	69.9	69.9	69.9	69.7	68.6	67.7	66.3	65.2	65.4	67.4	70.7	71.5	70.7	69.1	64.6	6.1



## Preliminary Real-Time Prices with Forecasted and Actual System Load

	HE1	HE2	HE3	HE4	HE5	HE6	HE7	HE8	HE9	HE10	HE11	HE12	HE13	HE14	HE15	HE16	HE17	HE18	HE19	HE20	HE21	HE22	HE23	HE24
CINERGY.HUB	30.35	24.02	24.74	24.16	24.99	28.00	30.51	40.94	33.03	35.58	32.61	29.54	30.07	26.65	26.69	22.64	23.29	29.21	41.04	37.86	32.96	27.98	26.87	23.81
FE.HUB	33.35	24.86	25.69	24.87	25.90	28.65	31.22	41.71	33.68	36.95	34.17	35.93	33.43	28.23	28.55	24.26	24.71	38.05	50.49	38.60	35.18	33.46	30.37	24.81
ILLINOIS.HUB	29.74	23.28	23.89	23.25	24.04	26.83	29.18	39.35	31.94	34.45	31.62	29.48	29.48	25.89	26.00	22.14	22.64	29.77	41.16	36.72	32.11	27.73	26.30	22.89
MICHIGAN.HUB	32.04	24.74	25.46	24.81	25.80	29.53	31.29	41.83	33.56	36.52	33.63	32.25	32.31	27.92	28.06	23.78	24.34	33.12	44.98	38.80	34.22	30.19	28.37	24.51
MINN.HUB	30.23	23.51	23.67	22.58	23.00	25.40	27.21	37.10	31.15	33.18	30.56	28.21	27.90	24.46	24.27	20.65	21.07	12.77	39.74	36.48	32.00	27.22	25.42	22.18
WPS	31.19	24.33	24.85	24.13	24.01	17.28	27.97	41.54	34.27	36.94	33.92	31.64	28.57	27.61	27.71	23.64	24.06	22.67	44.49	39.74	34.50	29.62	27.93	24.06
Forecasted(GW)	57.8	56.7	56.3	56.5	57.7	60.5	64.9	69.6	71.3	71.7	71.7	71.0	69.8	68.7	67.5	66.4	66.1	67.4	71.1	73.3	73.2	71.1	67.6	64.8
(RT) - (DA Load)	0.51	-0.15	0.33	-0.14	-0.30	0.02	-0.80	-0.94	-0.50	0.27	0.41	0.30	0.43	0.47	0.68	0.26	-0.85	-2.06	-2.09	0.60	0.58	0.07	1.47	55.82





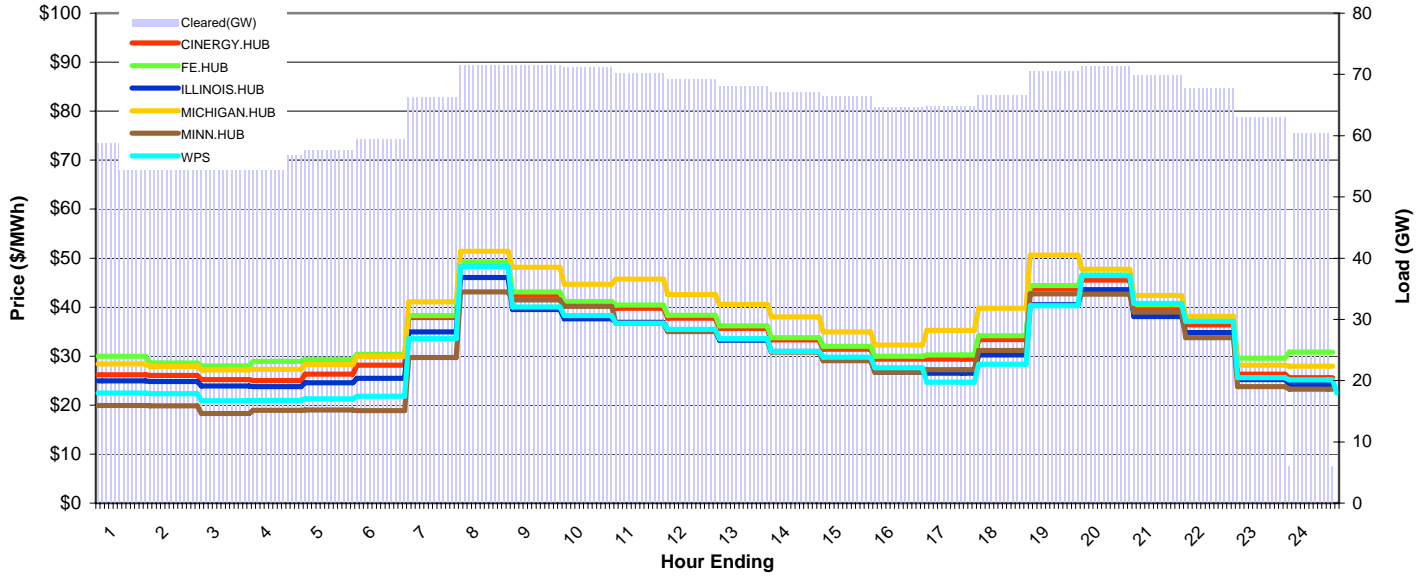
# MISO Daily Report

Delivery Day: Tuesday, February 17, 2009

Price Color Codes: <=0 >=100 >=200

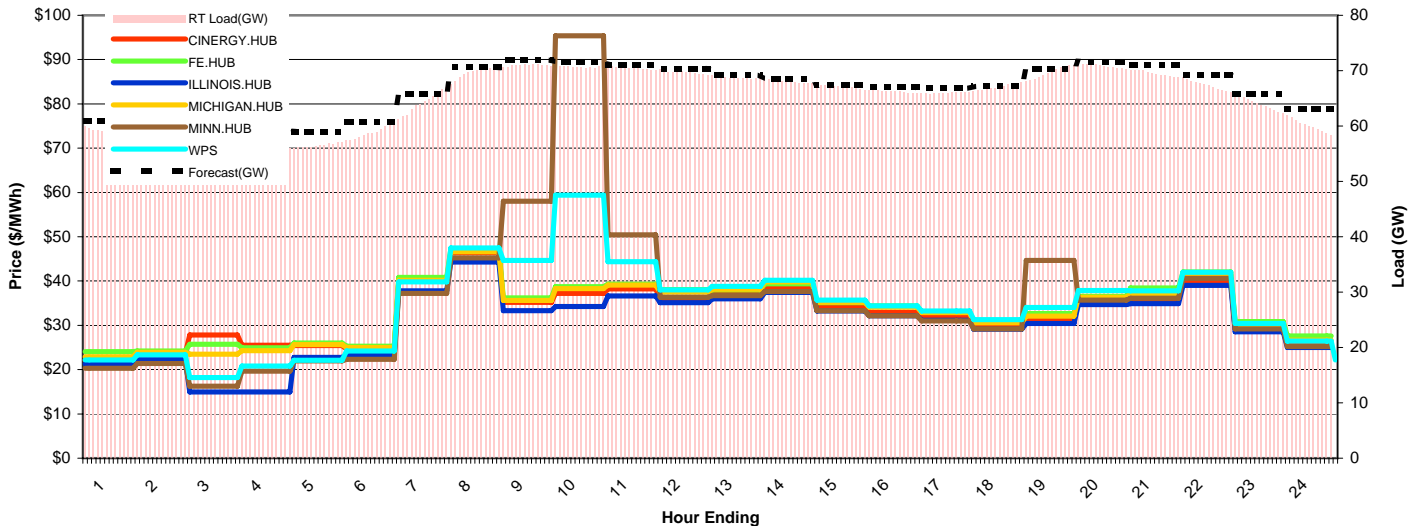
## Day-Ahead Prices and Cleared Load

	HE1	HE2	HE3	HE4	HE5	HE6	HE7	HE8	HE9	HE10	HE11	HE12	HE13	HE14	HE15	HE16	HE17	HE18	HE19	HE20	HE21	HE22	HE23	HE24
CINERGY.HUB	26.17	26.07	25.23	25.01	26.35	28.17	37.90	48.35	42.46	40.28	39.81	37.73	35.66	33.28	31.39	29.40	29.41	33.37	43.74	45.51	39.80	36.38	26.35	25.62
FE.HUB	29.98	28.64	28.02	28.94	29.30	30.37	38.25	49.24	43.11	41.13	40.40	38.31	36.20	33.75	32.01	29.95	30.21	34.17	44.44	46.56	40.52	37.21	29.61	30.85
ILLINOIS.HUB	24.95	24.84	23.93	23.78	24.56	25.46	34.93	46.04	39.54	37.62	36.93	35.20	33.27	30.95	29.37	26.72	26.53	30.22	40.50	43.56	38.08	34.82	25.24	24.21
MICHIGAN.HUB	28.39	27.90	27.14	27.27	28.31	29.92	41.11	51.39	48.14	44.65	45.70	42.60	40.53	38.00	34.95	32.24	35.28	39.77	50.64	47.72	42.42	38.14	28.12	27.94
MINN.HUB	19.91	19.86	18.30	18.93	19.01	18.90	29.71	43.08	41.46	40.17	36.70	35.00	33.41	30.82	29.04	26.70	27.21	31.17	42.74	42.68	39.01	33.80	23.77	23.28
WPS	22.50	22.34	20.90	20.97	21.31	21.80	33.54	48.27	40.02	38.30	36.70	35.44	33.59	30.96	29.79	27.60	24.70	28.34	40.29	46.47	40.77	37.12	25.62	25.18
Cleared(GW)	58.8	57.9	56.3	56.8	57.6	59.4	66.2	71.5	71.4	71.2	70.1	69.2	68.1	67.1	66.4	64.7	64.8	66.6	70.5	71.3	69.9	67.7	63.0	6.0



## Preliminary Real-Time Prices with Forecasted and Actual System Load

	HE1	HE2	HE3	HE4	HE5	HE6	HE7	HE8	HE9	HE10	HE11	HE12	HE13	HE14	HE15	HE16	HE17	HE18	HE19	HE20	HE21	HE22	HE23	HE24
CINERGY.HUB	22.04	23.66	27.80	25.54	25.42	24.67	39.96	46.40	35.21	37.22	38.23	36.06	36.99	38.42	34.03	32.98	32.00	29.93	31.23	35.63	35.64	39.95	29.09	25.48
FE.HUB	24.04	24.23	25.71	24.90	26.01	25.28	40.85	47.28	36.20	38.70	39.32	38.05	37.98	39.39	35.08	34.36	33.01	30.87	32.66	36.58	38.44	42.08	30.85	27.58
ILLINOIS.HUB	21.30	22.22	14.99	14.97	22.74	23.31	37.79	44.30	33.29	34.26	36.61	35.14	36.00	37.41	33.22	32.15	31.11	29.12	30.43	34.69	34.89	39.05	28.52	24.97
MICHIGAN.HUB	22.89	23.94	23.48	24.29	25.67	24.97	40.16	46.62	35.60	38.27	39.07	37.47	38.18	39.83	35.19	34.11	32.91	30.58	32.05	36.32	37.06	41.43	30.21	26.64
MINN.HUB	20.32	21.39	16.26	19.63	21.95	22.34	37.24	45.21	58.05	95.36	50.44	36.36	36.74	37.63	33.30	32.12	31.02	29.20	44.64	35.66	36.10	40.61	29.16	25.25
WPS	22.19	23.35	18.18	20.79	22.13	24.19	39.83	47.50	44.67	59.42	44.36	38.00	38.80	40.14	35.66	34.39	33.21	31.30	34.06	37.89	37.76	41.97	30.44	26.46
Forecasted(GW)	60.9	59.2	58.3	58.2	59.0	60.8	65.7	70.6	71.9	71.6	71.1	70.3	69.2	68.4	67.4	67.0	66.8	67.1	70.2	71.6	71.0	69.1	65.8	63.0
(RT) - (DA Load)	0.02	-0.80	-0.10	-0.90	-1.10	-0.62	-2.04	-1.84	-0.46	-0.51	0.32	0.49	0.64	0.93	0.71	1.48	1.17	0.41	-0.81	-0.45	-0.42	-0.30	1.04	54.00



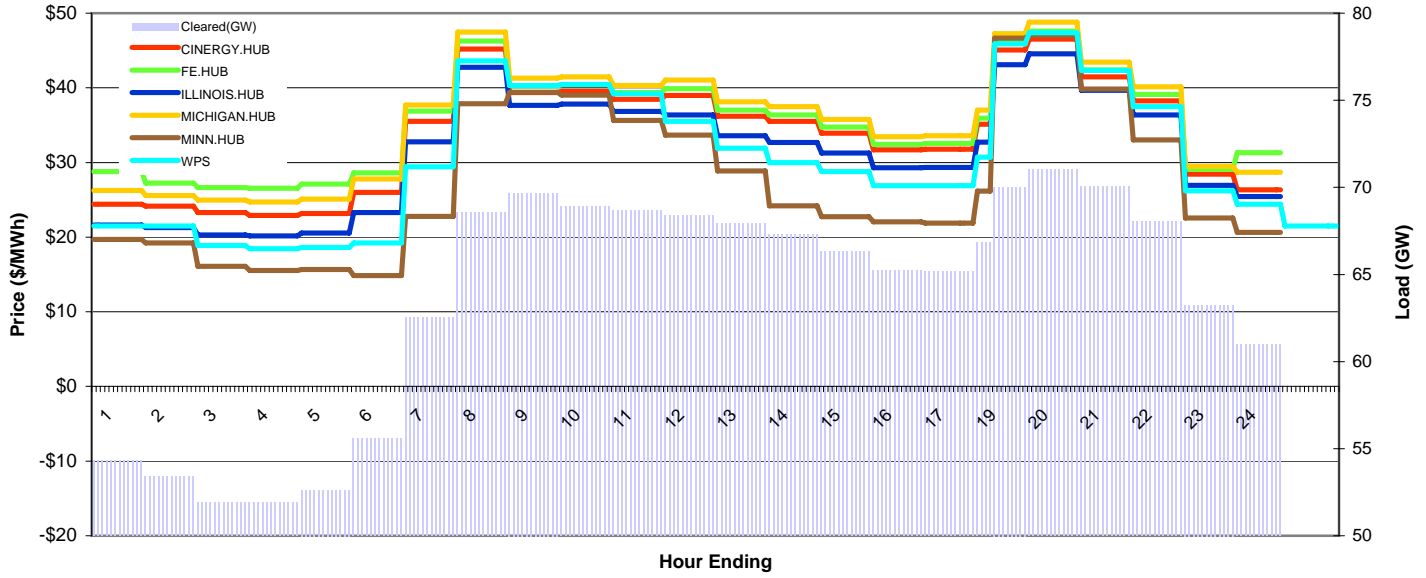
# MISO Daily Report

Delivery Day: Wednesday, February 18, 2009

Price Color Codes: <=0 >=100 >=200

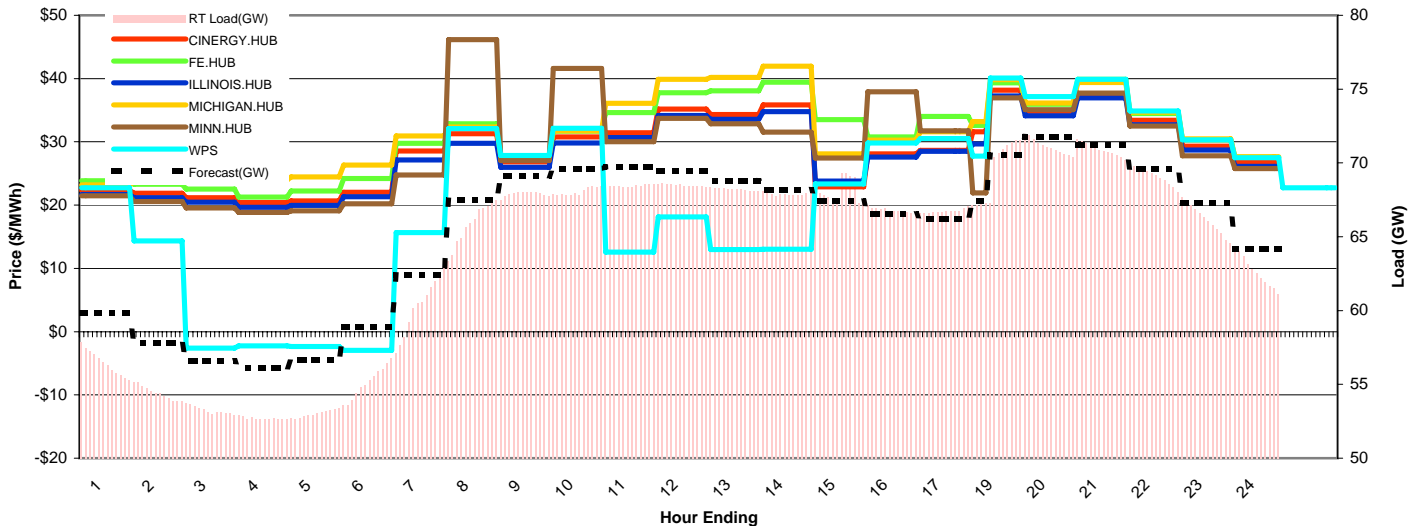
## Day-Ahead Prices and Cleared Load

	HE1	HE2	HE3	HE4	HE5	HE6	HE7	HE8	HE9	HE10	HE11	HE12	HE13	HE14	HE15	HE16	HE17	HE18	HE19	HE20	HE21	HE22	HE23	HE24
CINERGY.HUB	24.39	24.15	23.30	22.91	23.16	26.01	35.49	45.21	39.36	39.53	38.48	38.98	36.18	35.53	33.93	31.70	31.80	35.13	45.05	46.54	41.45	38.24	28.45	26.34
FE.HUB	28.78	27.22	26.65	26.56	27.09	28.62	36.88	46.26	40.27	40.45	39.36	39.90	37.03	36.37	34.73	32.44	32.54	35.95	46.09	47.61	42.41	39.12	29.07	31.33
ILLINOIS.HUB	21.61	21.29	20.31	20.15	20.53	23.29	32.75	42.77	37.65	37.82	36.84	36.38	33.57	32.68	31.26	29.29	29.36	32.71	43.11	44.54	39.67	36.35	26.94	25.44
MICHIGAN.HUB	26.26	25.57	24.97	24.69	25.08	27.78	37.68	47.48	41.29	41.46	40.33	41.04	38.12	37.48	35.78	33.47	33.58	37.01	47.24	48.79	43.46	40.13	29.47	28.68
MINN.HUB	19.68	19.21	16.08	15.52	15.65	14.85	22.76	37.87	39.43	39.04	35.63	33.66	28.86	24.20	22.74	22.04	21.89	26.17	46.66	46.99	39.82	33.01	22.56	20.64
WPS	21.49	21.51	18.86	18.47	18.63	19.24	29.44	43.62	40.32	40.45	39.22	35.53	31.92	30.00	28.78	26.88	26.90	30.72	45.90	47.37	42.31	37.48	26.23	24.40
Cleared(GW)	54.3	53.4	51.9	51.9	52.6	55.6	62.5	68.5	69.7	68.9	68.7	68.4	67.9	67.3	66.3	65.2	65.2	66.9	70.0	71.0	70.0	68.1	63.3	6.1



## Preliminary Real-Time Prices with Forecasted and Actual System Load

	HE1	HE2	HE3	HE4	HE5	HE6	HE7	HE8	HE9	HE10	HE11	HE12	HE13	HE14	HE15	HE16	HE17	HE18	HE19	HE20	HE21	HE22	HE23	HE24
CINERGY.HUB	22.32	21.90	21.17	20.41	20.67	22.05	28.55	31.29	26.85	30.79	31.46	35.18	34.32	35.86	22.87	28.11	28.66	31.60	38.17	34.81	37.59	33.42	29.32	26.72
FE.HUB	23.84	23.32	22.54	21.28	22.23	24.21	29.79	32.85	27.74	31.69	34.63	37.78	38.08	39.45	33.52	30.79	34.04	32.60	39.33	35.93	39.87	34.47	30.32	27.57
ILLINOIS.HUB	21.70	21.15	20.45	19.63	19.94	21.30	27.15	29.79	25.97	29.81	30.68	34.17	33.54	34.76	23.81	27.57	28.49	29.69	37.26	34.13	36.97	32.68	28.69	26.11
MICHIGAN.HUB	23.17	23.74	25.08	23.94	24.47	26.34	30.95	32.36	27.58	31.76	36.08	39.87	40.19	41.94	28.09	30.27	31.60	33.20	39.82	36.15	39.36	34.65	30.47	27.62
MINN.HUB	21.49	20.58	19.57	18.86	19.11	20.21	24.74	46.17	27.03	41.58	30.03	33.72	32.83	31.54	27.43	37.89	31.76	21.93	36.93	35.07	37.70	32.52	27.80	25.77
WPS	22.74	14.36	-2.61	-2.25	-2.37	-2.95	15.68	32.11	27.85	32.13	12.55	18.11	12.98	13.03	23.35	29.82	30.51	27.75	40.10	37.14	39.87	34.88	30.31	27.50
Forecasted(GW)	59.9	57.8	56.6	56.1	56.6	58.9	62.4	67.5	69.1	69.6	69.7	69.4	68.8	68.2	67.4	66.5	66.2	67.4	70.5	71.8	71.2	69.6	67.3	64.2
(RT) - (DA Load)	2.13	1.02	1.36	0.80	0.40	-0.46	-2.22	-2.67	-1.77	-0.83	-0.20	0.15	0.30	0.61	1.84	1.60	1.57	0.34	0.60	0.03	0.87	1.09	2.93	56.55



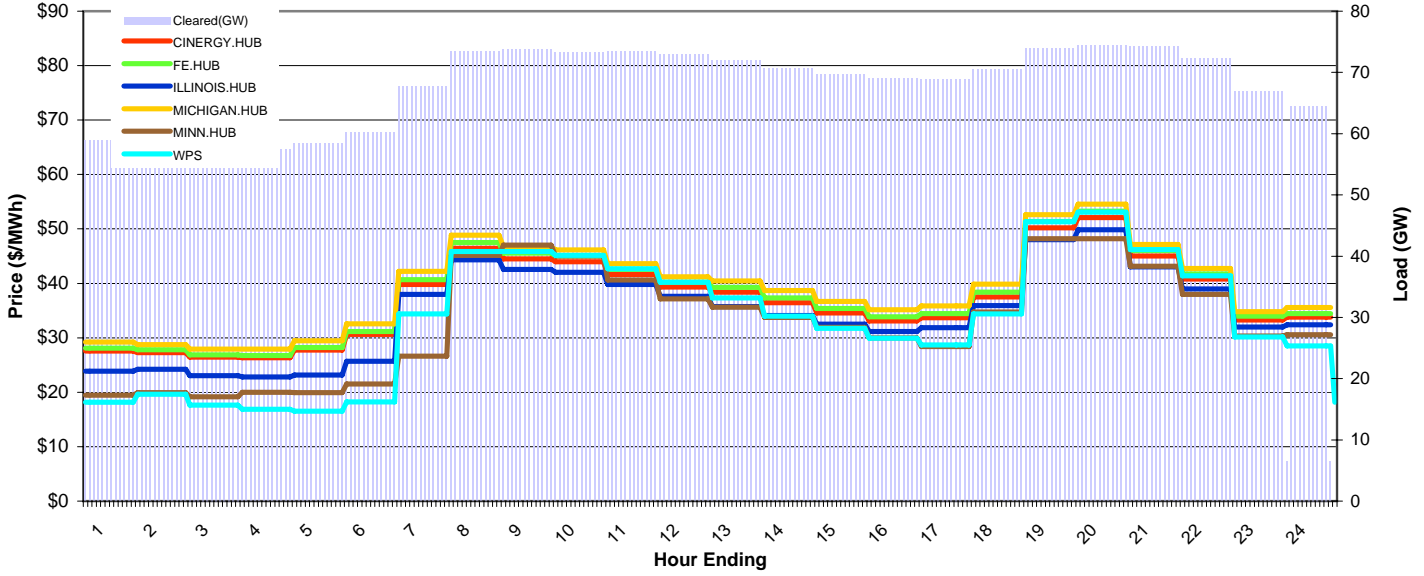
# MISO Daily Report

Delivery Day: Thursday, February 19, 2009

Price Color Codes: <=0 >=100 >=200

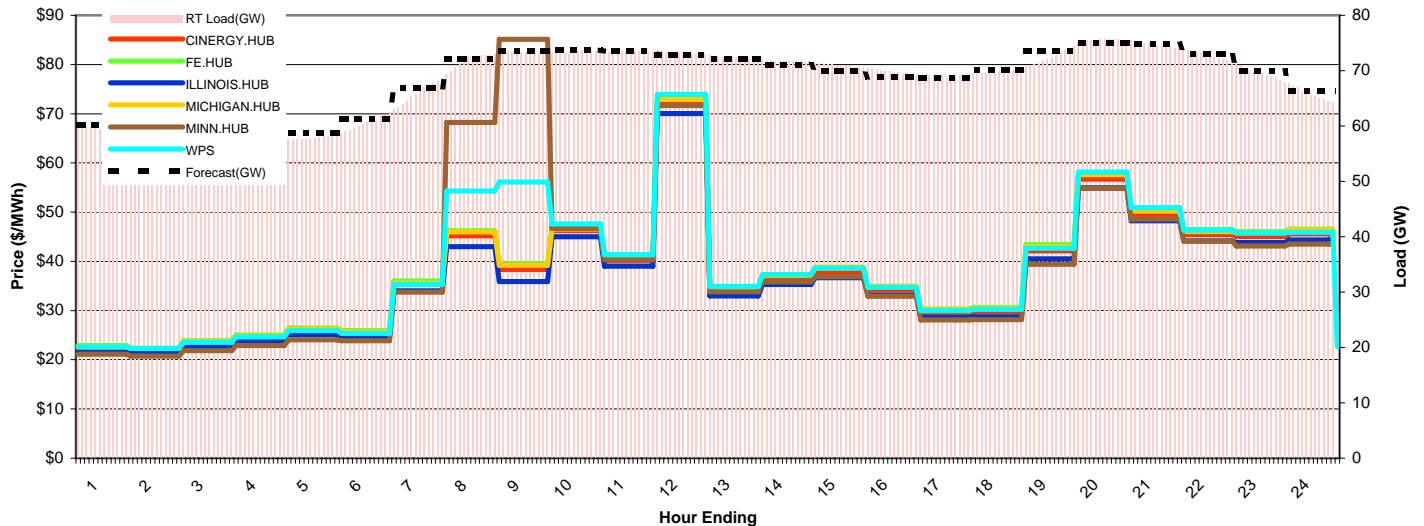
## Day-Ahead Prices and Cleared Load

	HE1	HE2	HE3	HE4	HE5	HE6	HE7	HE8	HE9	HE10	HE11	HE12	HE13	HE14	HE15	HE16	HE17	HE18	HE19	HE20	HE21	HE22	HE23	HE24
CINERGY.HUB	27.59	27.28	26.43	26.31	27.72	30.65	39.82	46.42	44.52	43.98	41.61	39.30	38.38	36.47	34.59	33.09	33.67	37.52	50.20	52.06	45.00	40.77	33.28	33.78
FE.HUB	28.09	27.79	26.85	26.77	28.19	31.17	40.69	47.50	45.57	45.01	42.57	40.20	39.26	37.31	35.38	33.84	34.45	38.38	51.36	53.25	46.04	41.71	33.95	34.46
ILLINOIS.HUB	23.87	24.23	23.02	22.78	23.19	25.70	37.95	44.34	42.57	42.06	39.81	37.61	35.75	34.10	32.48	31.16	31.85	35.92	48.04	49.83	43.05	38.97	32.00	32.40
MICHIGAN.HUB	29.19	28.77	27.92	27.93	29.48	32.58	42.19	48.86	46.73	46.15	43.62	41.18	40.47	38.66	36.71	35.15	35.88	39.83	52.64	54.57	47.14	42.73	34.78	35.54
MINN.HUB	19.45	19.91	19.19	20.00	19.92	21.51	26.62	45.13	47.02	45.00	40.63	37.14	35.63	33.77	31.92	29.98	28.40	34.73	48.20	48.19	43.15	38.00	30.34	30.54
WPS	18.18	19.62	17.63	16.89	16.50	18.23	34.39	45.87	45.84	45.16	42.70	40.23	37.33	33.97	31.72	29.91	28.67	34.40	51.31	53.07	46.20	41.41	30.17	28.53
Cleared(GW)	58.9	58.9	57.3	57.4	58.4	60.3	67.7	73.4	73.7	73.3	73.3	73.0	72.0	70.6	69.6	69.0	68.9	70.5	73.9	74.5	74.2	72.3	66.8	6.5



## Preliminary Real-Time Prices with Forecasted and Actual System Load

	HE1	HE2	HE3	HE4	HE5	HE6	HE7	HE8	HE9	HE10	HE11	HE12	HE13	HE14	HE15	HE16	HE17	HE18	HE19	HE20	HE21	HE22	HE23	HE24
CINERGY.HUB	22.05	21.85	23.37	24.55	25.92	25.33	35.35	45.17	38.37	46.25	40.15	72.06	33.94	36.41	37.80	34.12	29.50	29.76	42.15	56.73	49.56	45.46	45.08	45.58
FE.HUB	22.89	22.29	23.84	25.05	26.47	25.93	36.04	46.26	39.57	46.99	40.85	73.32	34.56	37.15	38.60	34.90	30.30	30.60	43.46	58.07	50.58	46.44	46.02	46.56
ILLINOIS.HUB	21.54	21.24	22.62	23.75	25.08	24.50	34.01	42.99	35.91	44.97	39.02	70.05	32.99	35.34	36.65	33.12	28.60	28.73	40.54	54.94	48.22	44.18	43.86	44.32
MICHIGAN.HUB	22.65	22.29	23.73	24.87	26.32	25.66	35.60	45.99	39.22	46.58	40.48	72.90	34.49	37.20	38.82	34.93	30.17	30.41	43.00	57.59	50.19	46.02	45.79	46.46
MINN.HUB	21.13	20.75	21.86	22.88	24.07	23.89	33.73	68.19	85.13	46.72	40.30	71.66	33.84	35.84	36.89	32.93	28.12	28.17	39.38	54.84	48.59	44.09	43.09	43.50
WPS	22.60	22.31	23.57	24.66	25.94	25.38	35.32	54.28	56.12	47.62	41.37	73.96	34.92	37.31	38.64	34.73	29.99	30.22	42.67	58.10	50.93	46.37	45.80	45.89
Forecasted(GW)	60.2	59.4	58.6	58.6	58.6	61.3	66.8	72.1	73.6	73.7	73.5	72.9	72.0	71.0	70.0	68.9	68.6	70.1	73.5	75.0	74.7	73.1	69.9	66.2
(RT) - (DA Load)	0.53	-1.06	-0.17	-0.15	-0.45	0.19	-1.71	-1.60	-0.44	-0.01	0.09	0.22	0.40	1.05	1.40	0.79	0.19	-0.74	-1.55	1.02	0.48	0.45	2.72	59.33



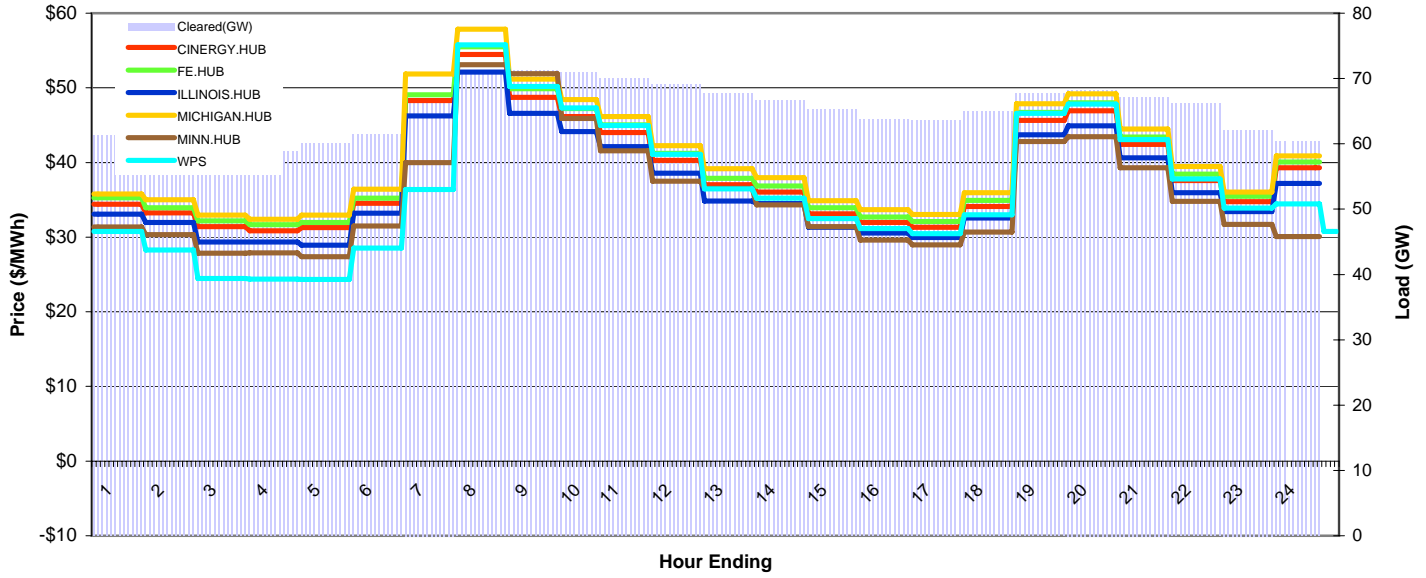
# MISO Daily Report

Delivery Day: Friday, February 20, 2009

Price Color Codes: <=0 >=100 >=200

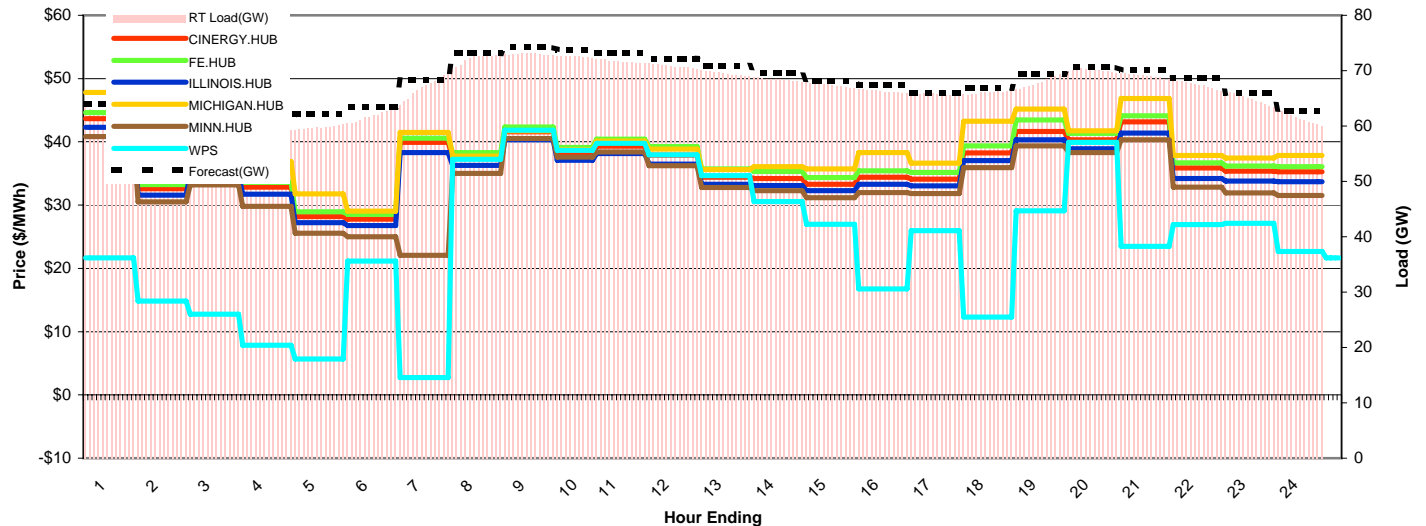
## Day-Ahead Prices and Cleared Load

	HE1	HE2	HE3	HE4	HE5	HE6	HE7	HE8	HE9	HE10	HE11	HE12	HE13	HE14	HE15	HE16	HE17	HE18	HE19	HE20	HE21	HE22	HE23	HE24
CINERGY.HUB	34.39	33.26	31.40	30.87	31.29	34.53	48.31	54.46	48.73	46.15	44.01	40.30	37.04	36.03	33.11	31.95	31.32	34.13	45.66	46.93	42.43	37.58	34.77	39.28
FE.HUB	35.25	33.93	32.20	31.66	31.95	35.23	49.05	55.51	49.88	47.22	45.02	41.22	37.90	36.85	33.95	32.69	32.08	34.91	46.71	48.01	43.40	38.44	35.48	40.08
ILLINOIS.HUB	33.06	31.97	29.34	29.33	28.93	33.20	46.26	52.11	46.59	44.15	42.12	38.58	34.84	34.48	31.33	30.57	29.96	32.57	43.70	44.93	40.62	35.97	33.42	37.21
MICHIGAN.HUB	35.77	34.99	32.94	32.40	32.97	36.44	51.85	57.84	51.15	48.41	46.14	42.24	39.16	37.98	34.90	33.69	33.04	35.96	47.87	49.19	44.50	39.46	36.02	40.87
MINN.HUB	31.35	30.32	27.86	27.89	27.40	31.48	39.99	53.12	51.88	45.88	41.56	37.48	36.56	34.34	31.40	29.59	28.98	30.70	42.80	43.45	39.28	34.79	31.71	30.10
WPS	30.77	28.29	24.46	24.38	24.34	28.55	36.39	55.74	50.19	47.31	44.94	41.10	36.48	35.22	32.49	31.14	30.46	32.97	46.60	47.85	43.07	37.79	33.88	34.47
Cleared(GW)	61.4	59.9	59.0	58.8	60.1	61.4	67.0	70.6	71.2	70.9	70.0	69.1	67.8	66.6	65.2	63.8	63.6	65.0	67.7	68.2	67.2	66.1	62.1	6.0



## Preliminary Real-Time Prices with Forecasted and Actual System Load

	HE1	HE2	HE3	HE4	HE5	HE6	HE7	HE8	HE9	HE10	HE11	HE12	HE13	HE14	HE15	HE16	HE17	HE18	HE19	HE20	HE21	HE22	HE23	HE24
CINERGY.HUB	43.68	32.59	36.02	32.85	28.21	27.80	39.90	37.56	41.57	38.19	39.31	37.88	34.39	34.21	33.32	34.43	34.12	38.26	41.65	40.34	43.14	35.89	35.36	35.26
FE.HUB	44.60	33.24	36.78	33.58	28.95	28.53	40.60	38.28	42.37	39.13	40.44	39.24	35.70	35.33	34.38	35.44	35.15	39.38	43.44	41.36	44.12	36.68	36.19	36.06
ILLINOIS.HUB	42.32	31.58	34.84	31.71	27.23	26.76	38.31	36.30	40.34	37.11	38.14	36.46	33.32	33.08	32.28	33.32	33.04	37.03	40.30	38.90	41.41	34.22	33.80	33.68
MICHIGAN.HUB	47.80	35.74	39.86	36.89	31.79	29.04	41.50	37.74	41.76	38.76	40.12	38.87	35.61	36.10	35.70	38.28	36.65	43.27	45.17	41.75	46.84	37.86	37.43	37.87
MINN.HUB	40.82	30.53	33.20	29.78	25.55	24.98	22.06	34.99	40.53	37.60	38.38	36.25	32.78	32.29	31.17	31.99	31.84	35.91	39.36	38.31	40.34	32.85	31.93	31.51
WPS	21.64	14.82	12.76	7.85	5.66	21.16	2.76	37.24	41.82	38.67	39.78	37.93	34.66	30.58	26.96	16.75	25.98	12.32	29.12	39.90	23.49	26.94	27.11	22.65
Forecasted(GW)	64.0	62.6	61.7	61.5	62.1	63.4	68.3	73.1	74.2	73.8	73.1	72.1	70.9	69.6	68.1	67.4	66.0	66.8	69.4	70.6	70.1	68.6	65.9	62.7
(RT) - (DA Load)	0.89	0.68	0.74	0.46	-0.30	0.45	-0.03	1.49	1.82	1.67	1.67	1.73	1.77	1.82	2.18	2.56	2.26	1.05	0.30	1.86	1.92	1.32	2.80	55.42



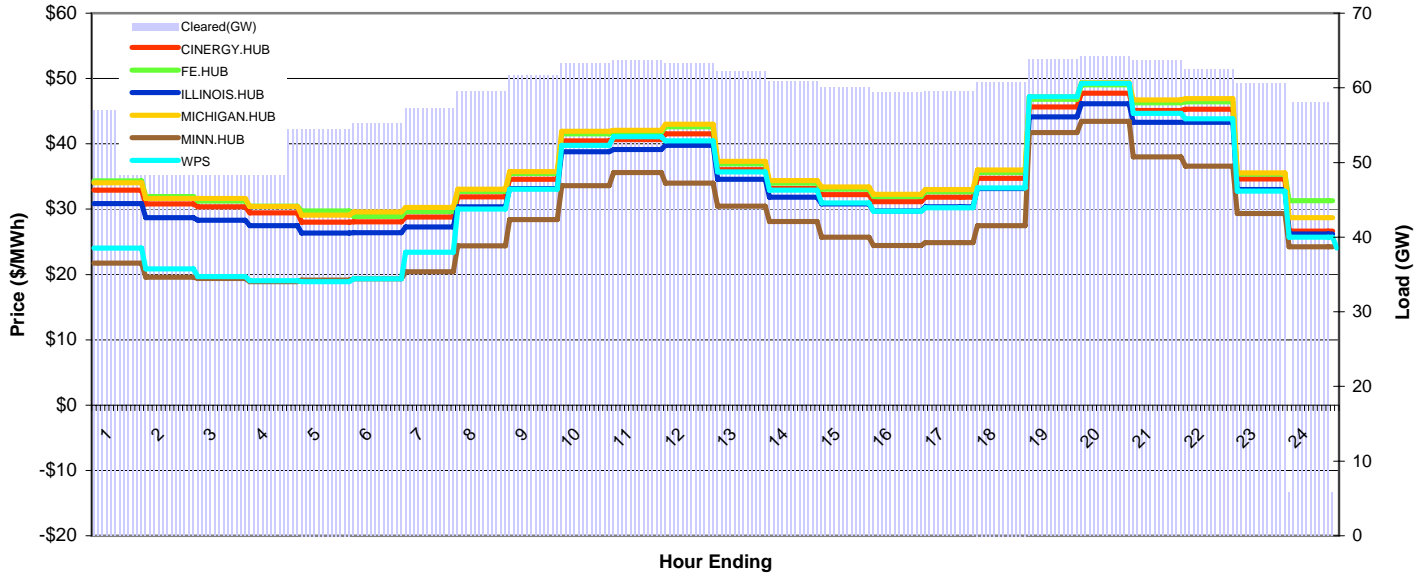
# MISO Daily Report

Delivery Day: Saturday, February 21, 2009

Price Color Codes: <=0 >=100 >=200

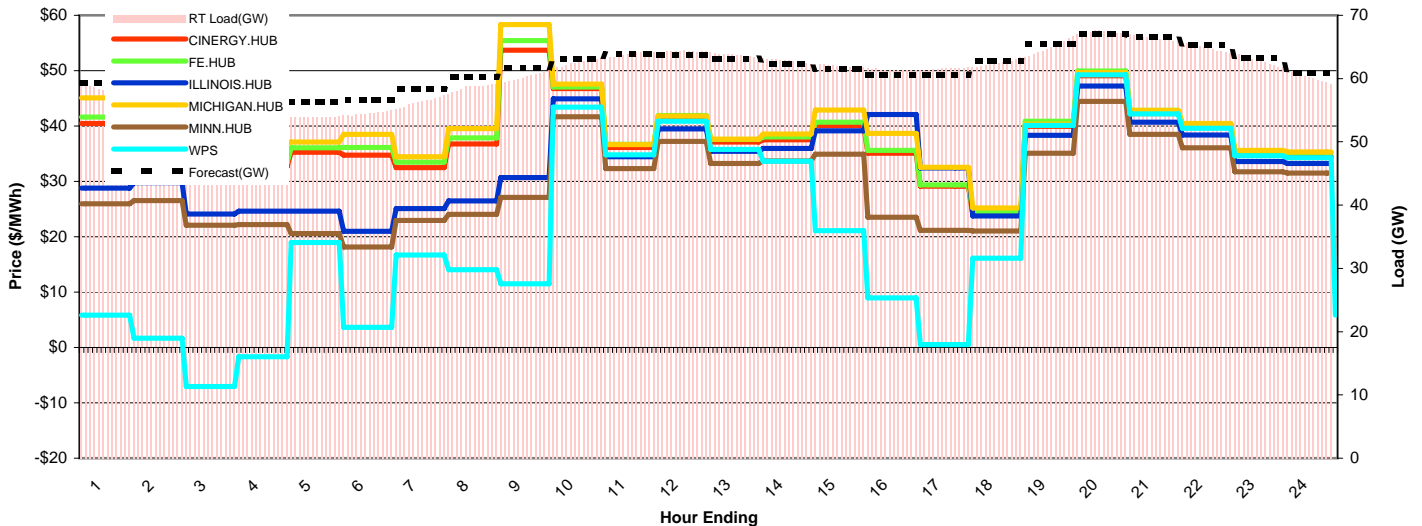
## Day-Ahead Prices and Cleared Load

	HE1	HE2	HE3	HE4	HE5	HE6	HE7	HE8	HE9	HE10	HE11	HE12	HE13	HE14	HE15	HE16	HE17	HE18	HE19	HE20	HE21	HE22	HE23	HE24
CINERGY.HUB	32.91	30.79	30.36	29.41	27.99	28.08	28.77	31.88	34.55	40.46	40.66	41.51	36.02	33.13	32.22	31.14	31.84	34.73	45.66	47.77	45.11	45.28	34.64	26.66
FE.HUB	34.32	31.95	31.25	30.45	29.71	28.90	29.64	32.70	35.44	41.51	41.71	42.59	36.95	33.99	33.05	31.94	32.66	35.62	46.84	49.01	46.27	46.45	35.37	31.30
ILLINOIS.HUB	30.85	28.72	28.32	27.45	26.34	26.37	27.26	30.36	33.15	38.79	39.15	39.76	34.58	31.82	30.79	29.72	30.38	33.16	44.13	46.16	43.29	43.31	33.02	26.22
MICHIGAN.HUB	34.06	31.62	31.62	30.40	29.09	29.59	30.25	33.07	35.76	41.90	42.06	43.00	37.31	34.39	33.39	32.28	33.01	36.00	47.19	49.38	46.70	46.91	35.56	28.72
MINN.HUB	21.76	19.58	19.37	18.88	19.13	19.33	20.40	24.39	28.42	33.59	35.61	34.00	30.48	28.09	25.72	24.44	24.88	27.47	41.73	43.45	38.01	36.56	29.34	24.26
WPS	24.06	20.87	19.67	19.05	18.92	19.34	23.42	30.01	33.06	39.75	41.07	40.44	35.71	32.89	30.96	29.66	30.24	33.26	47.22	49.28	44.65	43.83	32.78	25.69
Cleared(GW)	56.9	55.8	54.9	54.4	54.5	55.2	57.2	59.5	61.7	63.3	63.6	63.2	62.2	60.8	60.0	59.3	59.6	60.8	63.7	64.3	63.7	62.4	60.6	5.8



## Preliminary Real-Time Prices with Forecasted and Actual System Load

	HE1	HE2	HE3	HE4	HE5	HE6	HE7	HE8	HE9	HE10	HE11	HE12	HE13	HE14	HE15	HE16	HE17	HE18	HE19	HE20	HE21	HE22	HE23	HE24
CINERGY.HUB	40.45	47.75	30.60	32.58	35.27	34.76	32.46	36.77	53.70	46.77	36.15	41.37	37.09	37.52	40.04	35.06	29.15	24.03	39.96	49.05	42.24	39.88	34.85	34.52
FE.HUB	41.60	49.21	31.31	33.38	36.06	36.12	33.45	37.85	55.42	47.06	36.70	41.92	37.56	38.01	40.70	35.63	29.38	24.55	40.86	49.92	42.86	40.43	35.41	35.19
ILLINOIS.HUB	28.77	29.78	24.10	24.62	24.63	20.99	25.07	26.46	30.69	44.92	34.46	39.47	35.42	35.93	39.12	42.07	32.42	23.73	38.35	47.20	40.68	38.40	33.56	33.21
MICHIGAN.HUB	45.07	53.56	35.46	36.91	37.13	38.48	34.45	39.54	58.30	47.55	36.67	41.79	37.64	38.55	42.87	38.66	32.52	25.23	40.32	49.68	42.81	40.45	35.61	35.33
MINN.HUB	25.94	26.56	22.09	22.20	20.55	18.17	22.95	24.03	27.13	41.66	32.33	37.22	33.23	33.69	34.92	23.51	21.13	21.03	35.07	44.43	38.51	36.06	31.74	31.52
WPS	5.85	1.69	-7.07	-1.65	18.97	3.66	16.70	14.06	11.48	43.39	34.82	40.88	35.77	33.65	21.08	8.97	0.54	16.10	40.12	49.28	42.18	39.57	34.63	34.28
Forecasted(GW)	59.3	58.1	56.9	56.4	56.3	56.5	58.4	60.2	61.7	63.1	63.8	63.8	63.2	62.4	61.5	60.7	60.6	62.8	65.5	67.0	66.5	65.3	63.3	61.0
(RT) - (DA Load)	1.11	0.08	-0.22	-0.41	-0.55	-0.72	-0.90	-0.96	-1.44	-0.80	0.21	1.09	1.53	1.99	1.98	2.12	2.02	1.67	1.21	3.04	2.73	2.47	2.30	54.46



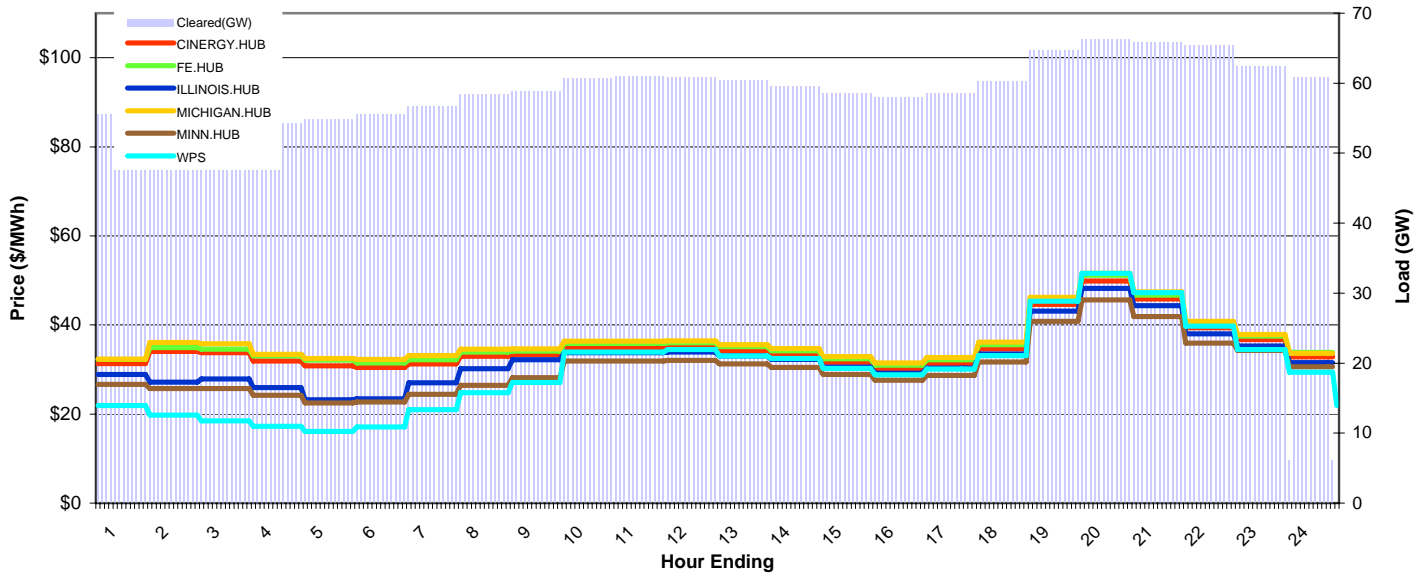
# MISO Daily Report

Delivery Day: Sunday, February 22, 2009

Price Color Codes: <=0 >=100 >=200

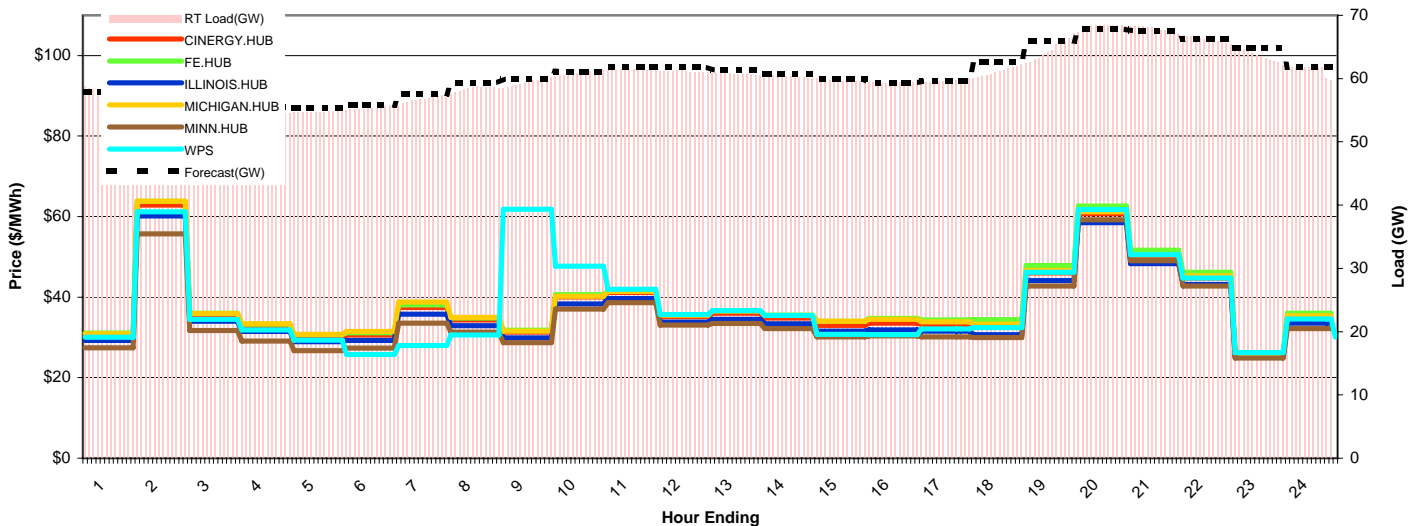
## Day-Ahead Prices and Cleared Load

	HE1	HE2	HE3	HE4	HE5	HE6	HE7	HE8	HE9	HE10	HE11	HE12	HE13	HE14	HE15	HE16	HE17	HE18	HE19	HE20	HE21	HE22	HE23	HE24
CINERGY.HUB	31.30	34.03	33.75	31.89	30.85	30.48	31.28	33.01	33.28	34.93	34.93	35.07	34.21	33.35	31.60	30.20	31.35	34.64	44.62	49.89	45.85	39.34	36.68	32.82
FE.HUB	32.28	34.92	34.58	33.05	32.09	31.47	32.19	33.88	34.10	35.83	35.83	35.98	35.10	34.22	32.42	30.98	32.16	35.54	45.78	51.19	46.73	40.36	37.47	33.83
ILLINOIS.HUB	28.85	27.16	27.91	25.95	23.23	23.39	27.04	30.20	32.19	33.76	33.76	33.90	33.07	32.24	30.54	29.19	30.30	33.48	43.13	48.22	44.32	38.03	35.27	31.55
MICHIGAN.HUB	32.36	36.08	35.77	33.41	32.46	32.25	33.14	34.54	34.65	36.33	36.33	36.43	35.59	34.68	32.91	31.46	32.68	36.13	46.21	51.57	47.40	40.78	37.84	33.61
MINN.HUB	26.66	25.73	25.75	24.21	22.52	22.67	24.40	26.41	28.19	31.92	31.92	32.05	31.26	30.48	28.88	27.60	28.65	31.66	40.78	45.59	41.90	35.96	34.24	30.63
WPS	21.93	19.79	18.47	17.25	16.09	17.12	20.98	24.76	27.08	33.91	33.91	34.46	33.08	32.48	30.26	28.84	30.09	33.09	45.34	51.60	47.31	39.73	34.47	29.37
Cleared(GW)	55.5	55.2	54.5	54.3	54.8	55.6	56.7	58.4	58.8	60.7	61.0	60.9	60.3	59.5	58.5	58.0	58.6	60.2	64.7	66.2	65.9	65.3	62.4	6.1



## Preliminary Real-Time Prices with Forecasted and Actual System Load

	HE1	HE2	HE3	HE4	HE5	HE6	HE7	HE8	HE9	HE10	HE11	HE12	HE13	HE14	HE15	HE16	HE17	HE18	HE19	HE20	HE21	HE22	HE23	HE24
CINERGY.HUB	30.50	62.84	35.47	32.85	30.20	30.58	37.45	34.34	31.28	40.04	41.19	35.14	36.02	34.79	32.99	33.56	33.26	33.19	46.00	60.69	50.06	44.74	25.63	34.78
FE.HUB	31.10	63.79	35.97	33.34	30.71	31.13	38.07	34.82	31.79	40.58	41.56	35.60	36.65	35.53	33.98	34.74	34.34	34.38	47.88	62.65	51.66	46.18	26.22	35.98
ILLINOIS.HUB	29.27	60.20	34.00	31.45	28.91	29.27	35.80	32.87	29.90	38.33	39.68	33.74	34.52	33.36	31.57	31.86	31.57	30.71	44.11	58.50	48.32	43.19	25.09	33.54
MICHIGAN.HUB	30.94	63.85	35.93	33.38	30.76	31.47	38.82	34.98	31.54	40.24	41.41	35.52	36.59	35.44	33.98	34.49	33.84	33.31	46.64	61.16	50.53	45.29	25.82	35.38
MINN.HUB	27.44	55.71	31.68	29.06	26.73	27.31	33.51	31.28	28.66	37.02	38.59	33.03	33.50	32.18	30.13	30.37	30.09	29.99	42.74	59.23	49.04	42.77	24.89	32.16
WPS	30.03	61.20	34.53	31.85	29.31	25.76	28.00	30.60	61.82	47.71	41.99	35.67	36.63	35.47	30.73	30.66	32.08	32.40	46.17	61.73	50.54	44.75	26.23	34.57
Forecasted(GW)	57.8	56.3	56.0	55.5	55.4	55.8	57.6	59.4	59.9	61.1	61.7	61.8	61.3	60.8	59.9	59.3	59.6	62.6	65.9	67.8	67.6	66.3	64.8	61.8
(RT) - (DA Load)	2.25	0.85	0.51	0.30	-0.06	-0.23	0.07	-0.10	0.58	0.17	0.44	0.25	0.38	0.76	1.15	1.42	1.03	0.86	-0.12	2.01	1.95	0.85	1.29	55.31



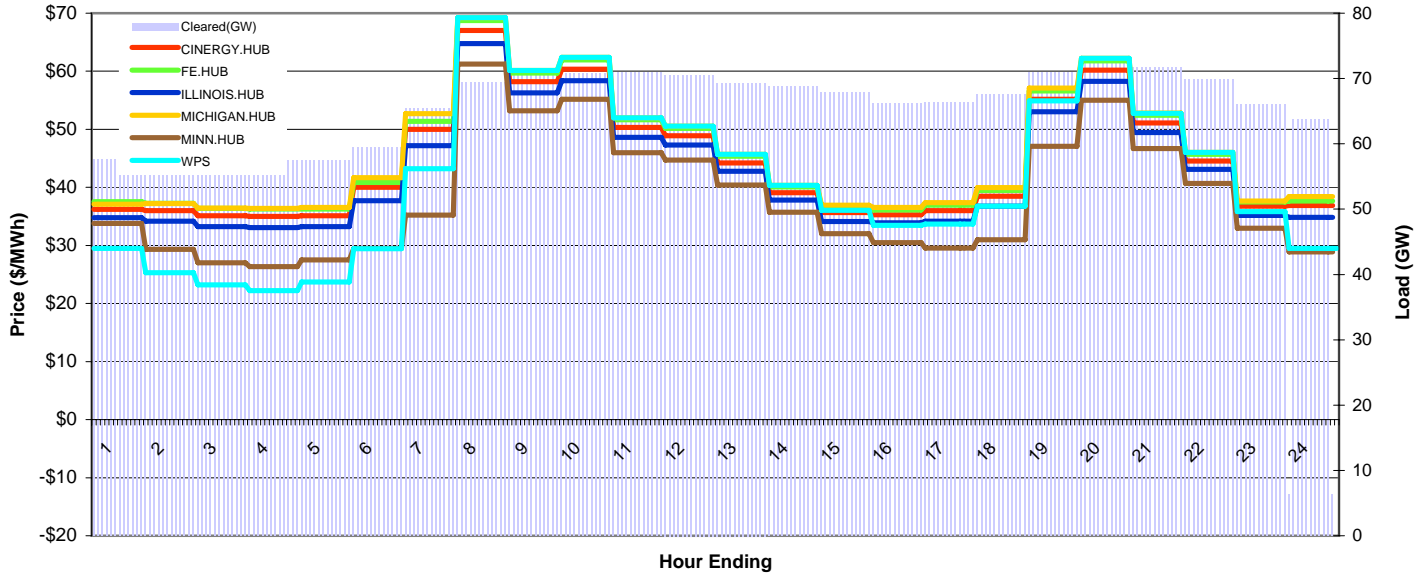
# MISO Daily Report

Delivery Day: Monday, February 23, 2009

Price Color Codes: ≤0 ≥100 ≥200

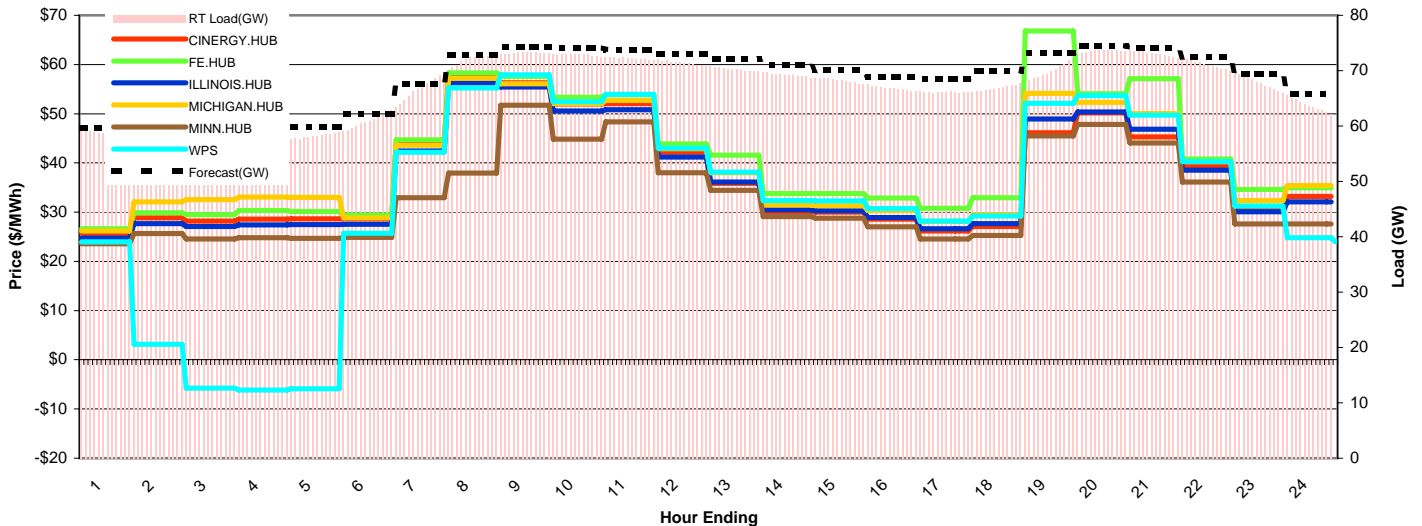
## Day-Ahead Prices and Cleared Load

	HE1	HE2	HE3	HE4	HE5	HE6	HE7	HE8	HE9	HE10	HE11	HE12	HE13	HE14	HE15	HE16	HE17	HE18	HE19	HE20	HE21	HE22	HE23	HE24
CINERGY.HUB	36.19	35.98	35.13	35.00	35.10	40.00	50.00	67.00	58.21	60.37	50.31	48.90	44.22	39.06	35.67	35.27	36.00	38.48	55.18	60.21	51.07	44.52	36.74	36.87
FE.HUB	37.53	37.28	36.39	36.27	36.25	40.85	51.38	68.74	59.72	61.94	51.62	50.17	45.36	40.07	36.59	36.11	36.91	39.49	56.60	61.77	52.40	45.68	37.51	37.66
ILLINOIS.HUB	34.78	34.18	33.22	33.05	33.23	37.71	47.17	64.76	56.26	58.35	48.64	47.27	42.77	37.82	34.13	33.88	34.16	36.78	53.04	58.24	49.43	43.09	35.16	34.85
MICHIGAN.HUB	37.09	37.20	36.43	36.37	36.52	41.65	52.68	69.24	60.16	62.39	52.00	50.53	45.70	40.37	36.95	36.57	37.37	39.99	57.09	62.23	52.78	46.01	37.66	38.41
MINN.HUB	33.77	29.32	27.00	26.35	27.49	29.48	35.24	61.23	53.20	55.17	45.98	44.69	40.41	35.70	32.05	30.51	29.54	31.00	47.10	55.03	46.68	40.69	32.94	28.87
WPS	29.47	25.33	23.22	22.22	23.71	29.44	43.24	69.23	60.15	62.38	51.98	50.53	45.69	40.36	36.07	33.44	33.65	36.75	54.91	62.22	52.77	46.00	35.81	29.49
Cleared(GW)	57.7	57.7	57.2	57.4	57.5	59.5	65.4	69.4	71.1	70.7	71.0	70.5	69.3	68.7	67.8	66.3	66.4	67.6	71.0	72.3	71.7	69.8	66.0	6.4



## Preliminary Real-Time Prices with Forecasted and Actual System Load

	HE1	HE2	HE3	HE4	HE5	HE6	HE7	HE8	HE9	HE10	HE11	HE12	HE13	HE14	HE15	HE16	HE17	HE18	HE19	HE20	HE21	HE22	HE23	HE24
CINERGY.HUB	25.69	28.82	28.17	28.55	28.63	28.65	43.90	57.51	56.30	51.97	52.07	42.15	35.87	30.12	29.98	28.58	26.19	27.11	46.12	50.18	45.28	39.26	30.44	33.21
FE.HUB	26.65	29.85	29.48	30.32	30.11	29.44	44.68	58.32	57.55	53.34	53.89	43.89	41.56	33.80	33.81	32.88	30.78	32.92	66.79	54.10	57.13	40.82	34.61	34.93
ILLINOIS.HUB	24.74	27.65	27.06	27.43	27.45	27.56	42.42	56.25	55.42	50.57	50.84	41.18	36.11	30.43	30.26	28.93	26.63	27.69	48.93	50.36	46.87	38.55	30.06	32.09
MICHIGAN.HUB	26.18	32.12	32.54	33.07	33.02	28.84	43.59	57.18	56.10	52.08	52.67	42.86	38.02	31.47	31.33	30.33	28.15	29.50	54.16	52.28	50.02	40.25	32.34	35.43
MINN.HUB	23.57	25.67	24.55	24.79	24.68	24.88	32.94	37.91	51.74	44.81	48.37	37.99	34.46	29.07	28.78	27.03	24.53	25.27	45.51	47.80	44.06	36.11	27.57	27.62
WPS	23.94	3.17	-5.75	-6.12	-5.86	25.69	42.15	55.21	57.88	52.44	53.93	43.03	38.14	32.32	32.27	30.70	28.19	29.26	52.15	53.68	49.69	40.25	31.23	24.77
Forecasted(GW)	59.6	59.1	58.7	58.8	59.8	62.2	67.5	72.8	74.4	74.2	73.8	73.1	72.1	71.0	70.1	68.9	68.5	69.9	73.3	74.5	74.2	72.5	69.4	65.7
(RT) - (DA Load)	0.97	-0.24	-0.12	-0.14	0.71	1.44	1.33	2.67	2.11	2.16	1.29	0.90	0.93	0.52	0.45	0.60	-0.22	-0.76	-1.07	1.26	1.37	1.29	1.91	57.37



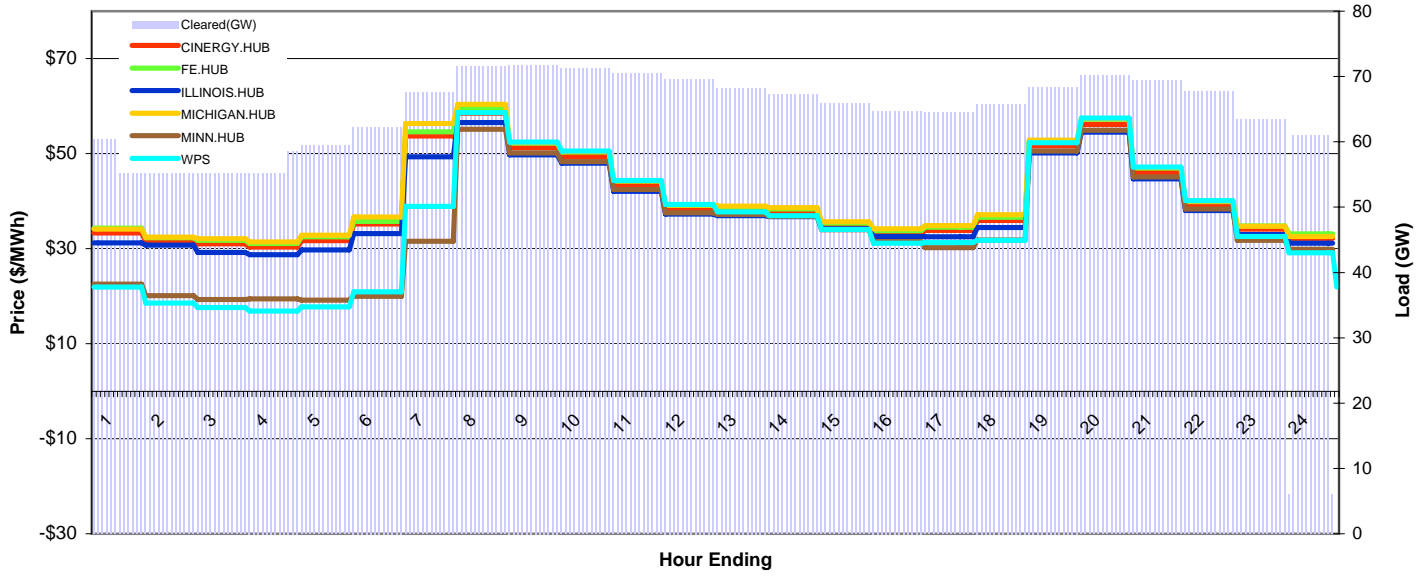
# MISO Daily Report

Delivery Day: Tuesday, February 24, 2009

Price Color Codes: ≤0 ≥100 ≥200

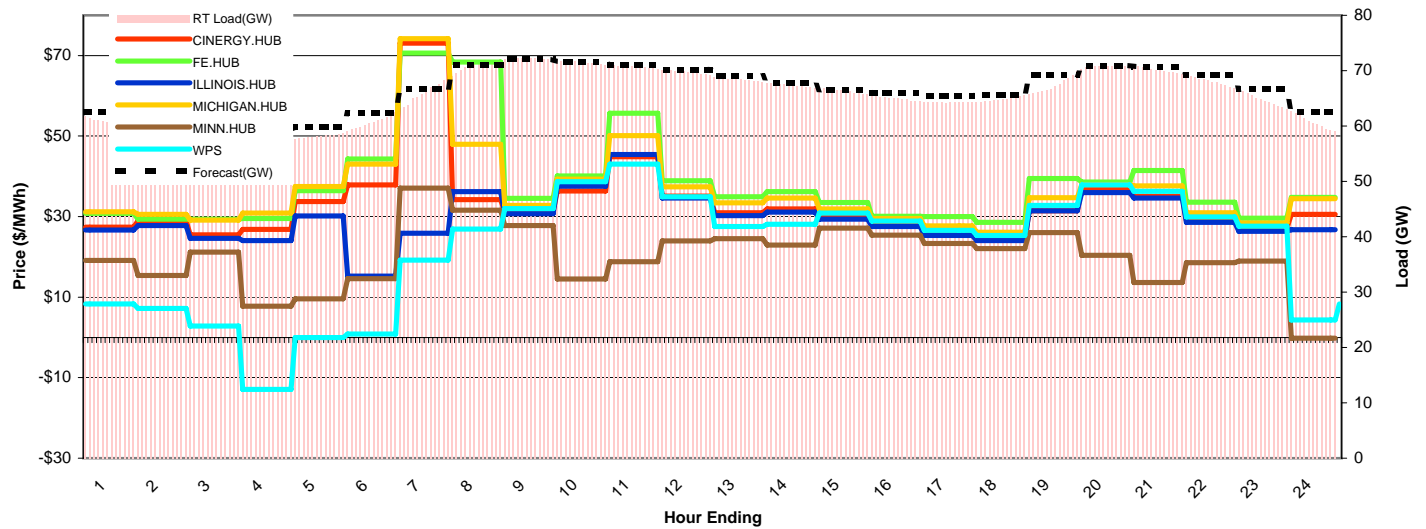
## Day-Ahead Prices and Cleared Load

	HE1	HE2	HE3	HE4	HE5	HE6	HE7	HE8	HE9	HE10	HE11	HE12	HE13	HE14	HE15	HE16	HE17	HE18	HE19	HE20	HE21	HE22	HE23	HE24
CINERGY.HUB	33.31	31.65	31.00	30.34	31.69	35.21	53.75	58.53	51.25	49.41	43.36	38.39	38.05	37.66	34.80	33.25	33.89	35.94	51.66	56.16	46.08	39.18	34.11	32.20
FE.HUB	34.34	32.32	31.80	31.11	32.51	35.77	54.62	59.51	52.25	50.39	44.21	39.14	38.80	38.37	35.40	33.82	34.55	36.65	52.67	57.26	46.99	39.95	34.79	33.13
ILLINOIS.HUB	31.20	30.77	29.23	28.76	29.74	33.16	49.37	56.53	49.74	47.97	42.09	37.26	36.93	36.74	34.20	32.60	32.54	34.45	50.14	54.51	44.73	38.03	33.00	31.16
MICHIGAN.HUB	34.16	32.45	32.10	31.46	32.83	36.67	56.35	60.37	52.32	50.45	44.27	39.20	39.01	38.63	35.65	34.18	34.88	37.16	52.82	57.34	47.05	40.00	34.75	32.57
MINN.HUB	22.54	20.09	19.29	19.46	19.20	19.96	31.55	55.17	50.17	48.37	42.45	37.58	37.25	36.84	33.99	31.50	30.23	31.85	50.57	54.97	45.11	38.35	31.75	29.89
WPS	21.94	18.55	17.64	16.89	17.78	20.91	38.89	58.62	52.47	50.60	44.39	39.30	37.75	36.93	34.05	31.16	31.30	31.80	52.30	57.49	47.18	40.11	32.59	29.13
Cleared(GW)	60.3	59.8	58.7	58.6	59.4	62.3	67.5	71.5	71.8	71.3	70.4	69.6	68.3	67.2	65.9	64.7	64.5	65.8	68.4	70.2	69.4	67.7	63.4	6.1



## Preliminary Real-Time Prices with Forecasted and Actual System Load

	HE1	HE2	HE3	HE4	HE5	HE6	HE7	HE8	HE9	HE10	HE11	HE12	HE13	HE14	HE15	HE16	HE17	HE18	HE19	HE20	HE21	HE22	HE23	HE24
CINERGY.HUB	27.41	28.95	25.47	26.86	33.76	37.91	73.12	34.25	31.21	36.36	44.89	35.13	30.99	31.94	29.98	28.42	25.70	24.36	31.45	37.08	34.99	28.95	27.12	30.60
FE.HUB	30.79	29.41	29.37	29.51	36.47	44.31	70.61	68.41	34.52	40.14	55.65	38.93	34.91	36.20	33.51	30.06	30.01	28.54	39.48	38.59	41.48	33.59	29.58	34.77
ILLINOIS.HUB	26.63	27.75	24.63	24.02	30.19	15.22	25.91	36.24	30.69	37.59	45.39	34.65	30.27	31.13	29.36	27.57	25.33	24.06	31.43	35.97	34.64	28.58	26.35	26.73
MICHIGAN.HUB	31.16	30.53	29.14	30.87	37.46	43.03	74.18	48.00	32.75	39.27	50.12	37.37	33.46	34.62	31.89	29.55	27.69	26.11	34.69	37.93	37.64	30.95	28.41	34.44
MINN.HUB	19.08	15.42	21.18	7.79	9.60	14.56	37.10	31.62	27.81	14.47	18.78	23.95	24.55	22.93	27.13	25.37	23.35	22.04	26.00	20.40	13.67	18.57	18.96	-0.20
WPS	8.32	7.22	2.82	-12.95	-0.05	0.85	19.19	26.91	32.01	38.67	43.01	34.97	27.56	28.10	30.89	28.90	26.57	25.29	32.80	37.84	36.25	29.92	27.61	4.35
Forecasted(GW)	62.6	60.5	59.5	59.2	59.9	62.4	66.8	71.1	72.0	71.6	71.0	70.1	68.9	67.8	66.5	65.9	65.4	65.7	69.2	70.9	70.8	69.2	66.7	62.6
(RT) - (DA Load)	0.28	-0.72	-0.64	-0.81	-1.22	-1.58	-1.56	-0.41	0.46	0.26	0.37	0.20	0.21	0.17	0.51	0.30	-0.20	-0.92	-0.98	0.68	0.72	0.46	1.35	54.66





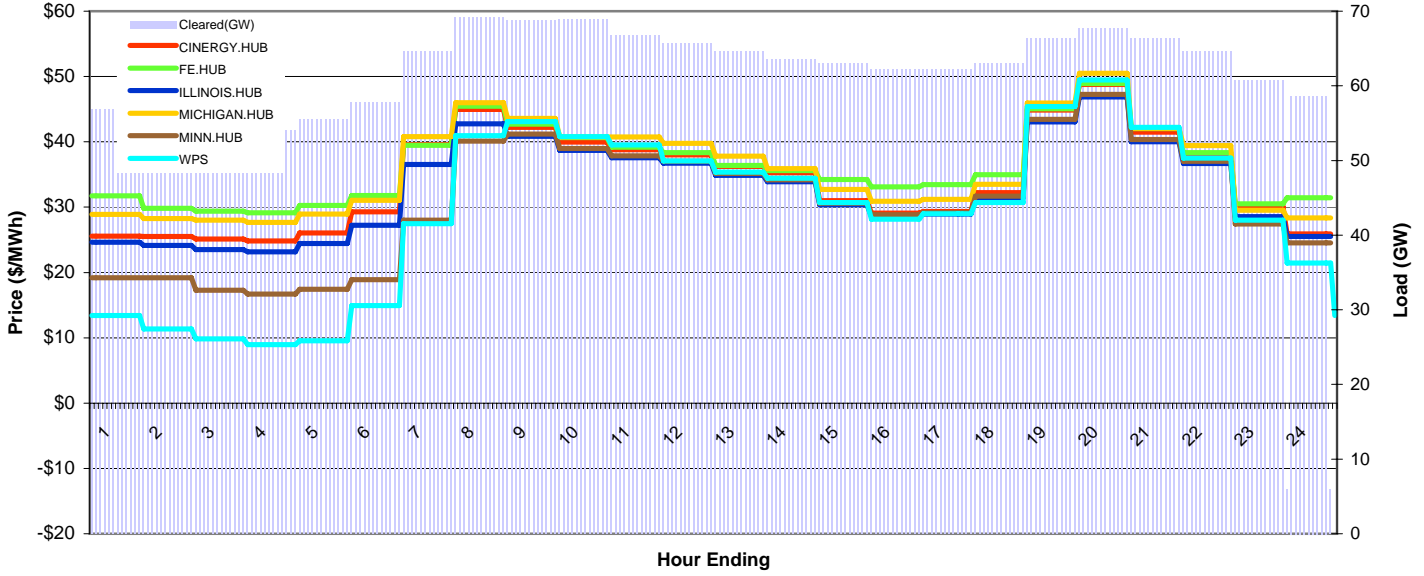
# MISO Daily Report

Delivery Day: Wednesday, February 25, 2009

Price Color Codes: <=0 >=100 >=200

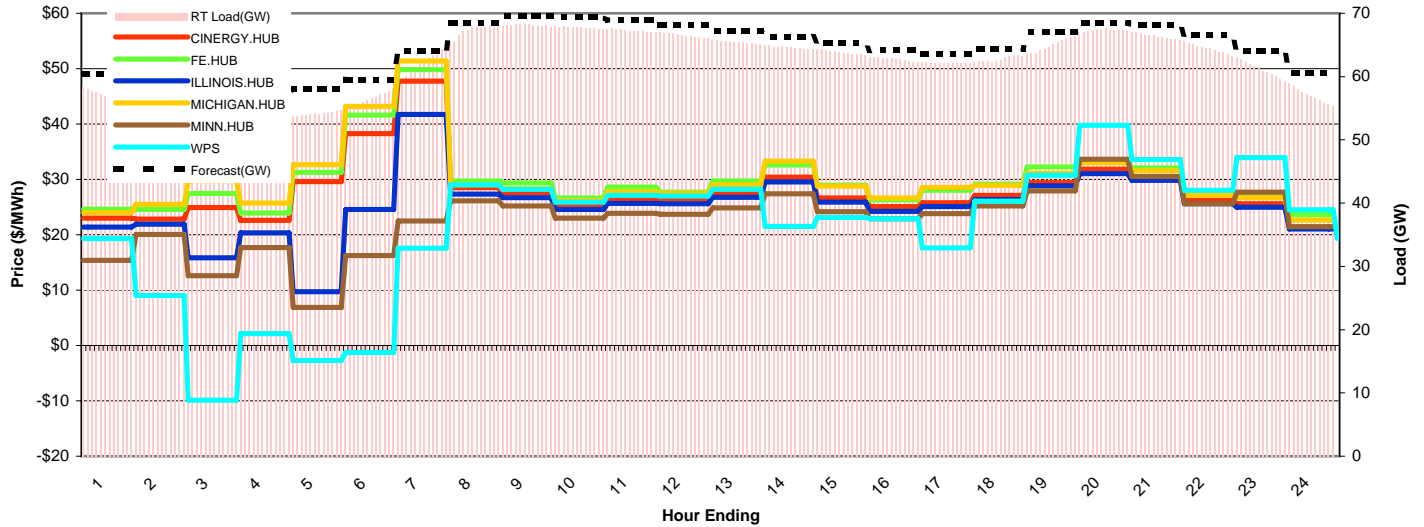
## Day-Ahead Prices and Cleared Load

	HE1	HE2	HE3	HE4	HE5	HE6	HE7	HE8	HE9	HE10	HE11	HE12	HE13	HE14	HE15	HE16	HE17	HE18	HE19	HE20	HE21	HE22	HE23	HE24
CINERGY.HUB	25.58	25.50	25.10	24.81	26.04	29.28	39.59	44.96	42.20	39.96	38.81	38.00	36.24	35.24	31.02	29.11	29.31	32.21	44.86	48.77	41.47	37.88	30.12	25.90
FE.HUB	31.74	29.84	29.38	29.13	30.27	31.79	39.45	45.45	42.72	40.65	39.18	38.33	36.37	35.60	34.23	33.09	33.46	34.95	45.04	48.91	42.04	38.37	30.52	31.46
ILLINOIS.HUB	24.64	24.16	23.52	23.14	24.41	27.22	36.55	42.77	40.83	38.67	37.58	36.73	34.86	33.88	30.36	28.61	28.96	31.42	43.06	46.89	40.02	36.70	28.53	25.51
MICHIGAN.HUB	28.88	28.24	28.02	27.68	28.95	31.06	40.79	46.01	43.59	40.76	40.76	39.79	37.79	35.90	32.72	30.89	31.19	33.48	45.96	50.50	42.09	39.40	29.54	28.37
MINN.HUB	19.21	19.17	17.26	16.70	17.41	18.88	28.02	40.10	41.19	39.00	37.86	37.04	35.16	34.17	30.62	28.85	29.21	31.69	43.42	47.28	40.36	37.01	27.43	24.51
WPS	13.43	11.36	9.85	8.94	9.53	14.93	27.46	40.96	43.09	40.79	39.53	37.06	35.35	34.42	30.68	28.18	29.00	30.72	45.42	49.46	42.21	37.51	28.03	21.44
Cleared(GW)	56.8	55.5	54.1	54.0	55.5	57.7	64.6	69.2	68.8	68.9	66.7	65.6	64.6	63.5	63.0	62.2	62.2	63.0	66.3	67.6	66.4	64.6	60.8	5.9



## Preliminary Real-Time Prices with Forecasted and Actual System Load

	HE1	HE2	HE3	HE4	HE5	HE6	HE7	HE8	HE9	HE10	HE11	HE12	HE13	HE14	HE15	HE16	HE17	HE18	HE19	HE20	HE21	HE22	HE23	HE24
CINERGY.HUB	23.00	22.86	24.89	22.62	29.60	38.27	47.76	28.47	27.61	25.49	26.48	26.50	27.52	30.41	26.66	25.06	25.78	27.10	29.44	31.83	30.41	26.18	25.62	21.38
FE.HUB	24.63	24.58	27.46	23.91	31.27	41.59	49.84	29.69	29.36	26.62	28.60	27.71	29.72	32.59	28.97	26.31	28.04	29.12	32.26	33.29	32.10	27.21	26.83	23.66
ILLINOIS.HUB	21.38	21.92	15.83	20.32	9.72	24.59	41.72	27.34	26.71	24.56	25.68	25.62	26.77	29.56	25.92	24.23	25.08	26.38	28.85	31.06	29.82	25.63	24.96	21.06
MICHIGAN.HUB	23.96	25.49	29.75	25.75	32.64	43.18	51.38	28.99	28.31	26.16	27.73	27.52	28.99	33.30	28.78	26.64	28.53	28.89	31.11	33.03	31.55	27.09	26.69	22.67
MINN.HUB	15.38	20.03	12.63	17.68	6.88	16.22	22.47	26.12	25.23	23.03	23.86	23.71	24.87	27.38	24.19	22.87	23.81	25.21	27.90	33.67	30.51	25.59	27.69	21.45
WPS	19.31	8.99	-9.88	2.12	-2.73	-1.24	17.55	29.00	28.18	25.91	27.10	27.02	28.20	21.49	23.14	22.90	17.63	26.08	30.77	39.75	33.59	28.01	33.95	24.48
Forecasted(GW)	60.4	58.7	57.8	57.5	58.1	59.6	64.0	68.5	69.6	69.3	68.9	68.2	67.2	66.3	65.3	64.1	63.6	64.5	67.1	68.5	68.2	66.5	64.0	60.6
(RT) - (DA Load)	0.15	-0.52	0.00	-0.31	-1.35	-1.34	-2.52	-1.92	-0.65	-1.11	0.55	0.87	0.86	1.15	0.86	0.60	-0.04	-0.15	-1.33	-0.33	0.03	-0.19	0.43	51.14



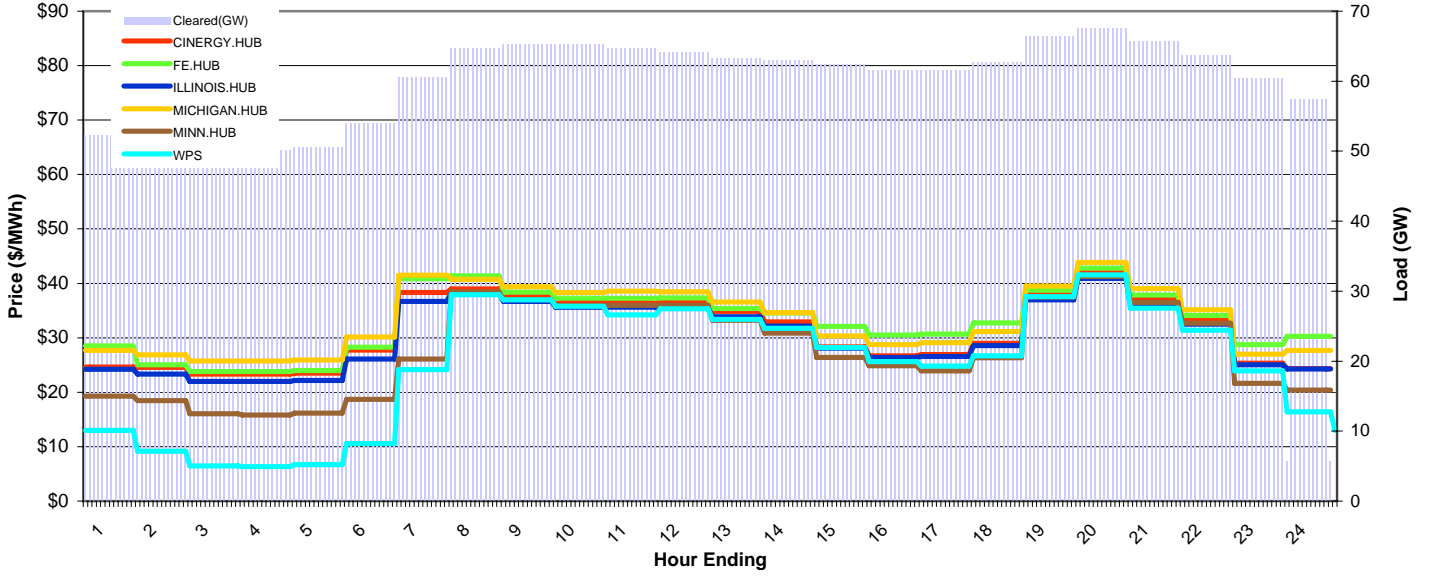
# MISO Daily Report

Delivery Day: Thursday, February 26, 2009

Price Color Codes: <=0 >=100 >=200

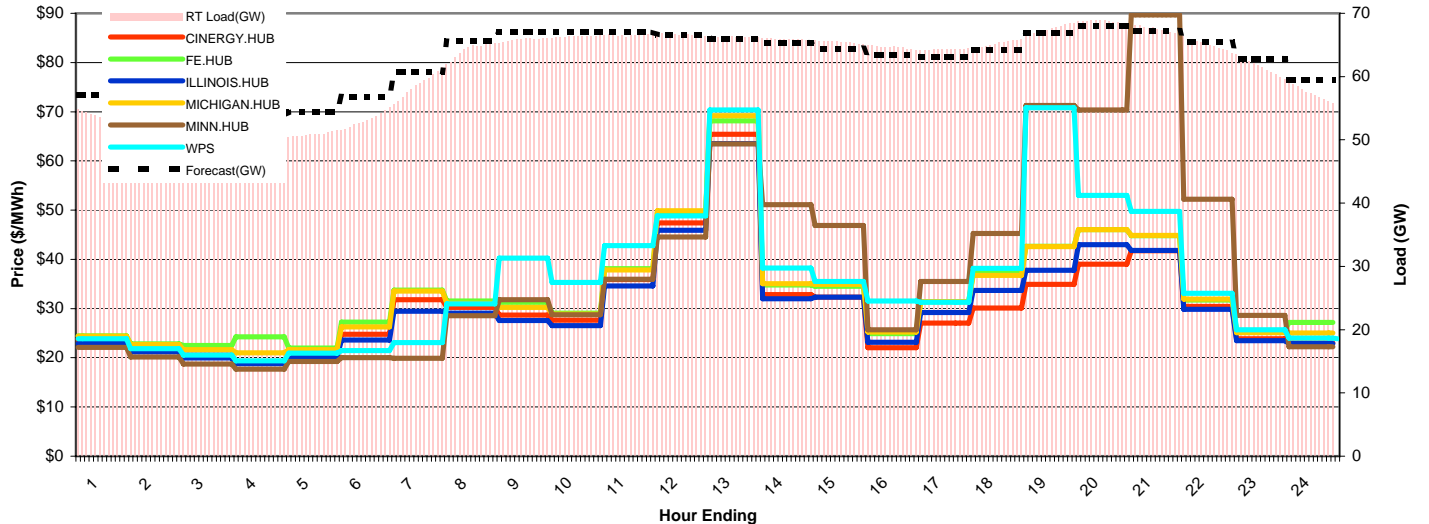
## Day-Ahead Prices and Cleared Load

	HE1	HE2	HE3	HE4	HE5	HE6	HE7	HE8	HE9	HE10	HE11	HE12	HE13	HE14	HE15	HE16	HE17	HE18	HE19	HE20	HE21	HE22	HE23	HE24
CINERGY.HUB	24.66	24.56	23.32	23.35	23.54	27.72	38.33	38.99	37.82	36.70	36.71	36.74	34.87	32.90	28.31	26.66	26.94	28.98	38.06	42.10	37.25	33.45	25.35	24.35
FE.HUB	28.52	25.05	23.79	23.81	24.01	28.28	40.85	41.37	38.41	37.25	37.28	37.31	35.39	34.56	32.11	30.50	30.70	32.73	38.71	42.78	37.83	34.12	28.72	30.26
ILLINOIS.HUB	24.22	23.32	22.00	22.00	22.14	26.11	36.67	38.15	36.71	35.62	35.65	35.68	33.85	32.14	28.09	26.42	26.58	28.58	36.96	40.90	36.18	32.51	25.07	24.25
MICHIGAN.HUB	27.71	26.84	25.73	25.76	25.93	30.14	41.53	40.73	39.41	38.31	38.59	38.46	36.54	34.60	30.36	28.74	29.07	31.18	39.50	43.83	39.03	35.17	26.99	27.67
MINN.HUB	19.26	18.43	16.02	15.82	16.19	18.67	26.09	38.47	37.02	35.92	35.95	35.98	33.19	30.85	26.40	24.86	23.92	26.36	37.48	41.24	36.49	32.68	21.61	20.42
WPS	12.98	9.19	6.46	6.37	6.72	10.57	24.15	37.94	37.00	35.81	34.21	35.32	33.37	31.76	28.21	25.61	24.84	26.70	37.54	41.55	35.44	31.42	23.92	16.41
Cleared(GW)	52.3	51.4	50.3	50.1	50.5	54.0	60.5	64.7	65.3	65.2	64.7	64.1	63.2	62.9	62.4	61.5	61.5	62.7	66.4	67.6	65.8	63.7	60.4	5.7



## Preliminary Real-Time Prices with Forecasted and Actual System Load

	HE1	HE2	HE3	HE4	HE5	HE6	HE7	HE8	HE9	HE10	HE11	HE12	HE13	HE14	HE15	HE16	HE17	HE18	HE19	HE20	HE21	HE22	HE23	HE24
CINERGY.HUB	23.65	21.99	20.56	18.85	21.02	24.75	31.82	30.24	28.65	27.61	35.89	47.39	65.39	32.86	32.31	22.06	27.02	30.09	34.92	39.04	41.73	30.42	23.88	23.05
FE.HUB	24.43	22.85	22.52	24.28	21.99	27.26	33.75	31.51	31.30	29.06	38.10	49.46	68.17	34.76	34.55	24.90	31.38	37.31	42.64	46.03	44.82	31.73	25.58	27.19
ILLINOIS.HUB	22.87	21.23	19.98	18.79	20.22	23.60	29.46	29.10	27.54	26.52	34.58	45.90	63.53	32.00	32.33	23.13	29.17	33.69	37.81	42.98	41.84	29.85	23.50	22.86
MICHIGAN.HUB	24.36	22.70	21.63	21.01	21.65	26.29	33.57	31.11	30.22	28.86	37.84	49.86	69.17	35.05	34.90	25.21	31.43	36.77	42.57	46.04	44.84	31.93	25.13	25.01
MINN.HUB	22.09	20.15	18.73	17.68	19.28	20.06	19.92	28.54	31.77	28.74	35.96	44.52	63.45	51.09	46.88	25.69	35.50	45.29	71.25	70.38	89.67	52.22	28.59	22.27
WPS	23.87	21.88	20.57	19.41	20.95	21.47	23.08	30.97	40.22	35.30	42.77	48.82	70.37	38.26	35.48	31.55	31.27	38.19	70.80	53.02	49.76	33.09	25.70	24.00
Forecasted(GW)	57.1	55.2	54.2	53.8	54.4	56.8	60.8	65.6	67.0	67.1	67.0	66.6	66.0	65.3	64.4	63.5	63.0	64.2	66.8	67.9	67.3	65.4	62.8	59.5
(RT) - (DA Load)	1.22	0.21	0.43	0.25	0.38	-0.85	-1.88	-0.54	0.55	1.11	1.81	2.43	3.04	3.01	2.99	3.13	2.75	2.52	1.07	1.11	1.74	1.32	1.17	51.66



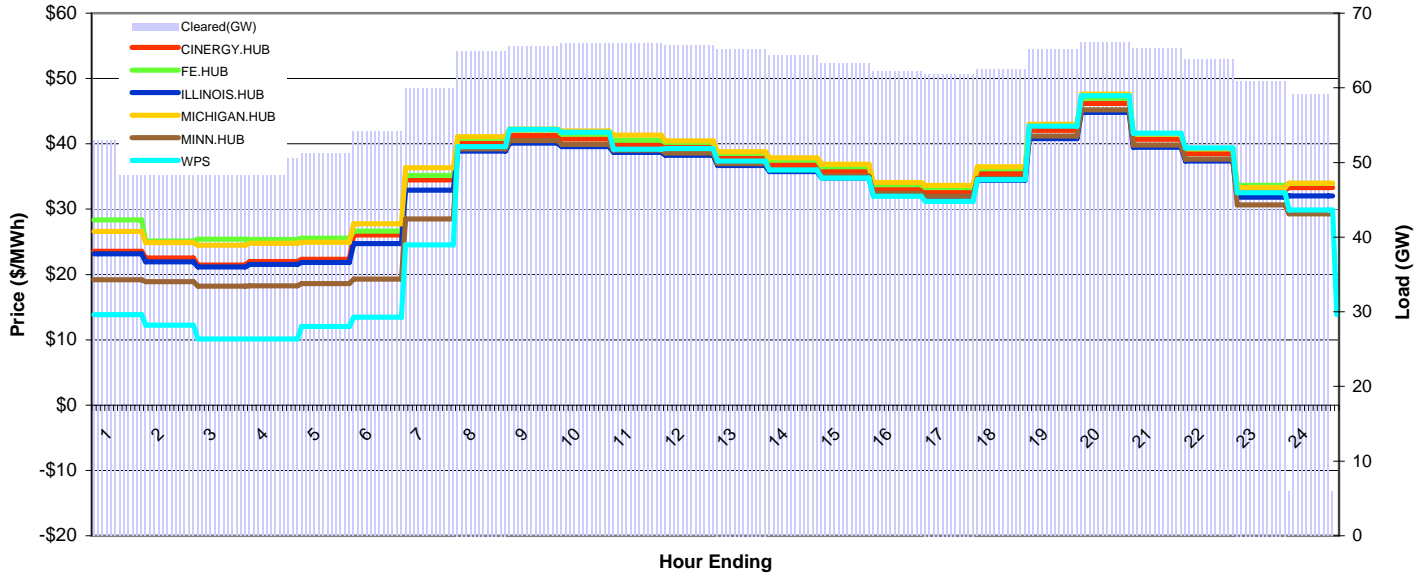
# MISO Daily Report

Delivery Day: Friday, February 27, 2009

Price Color Codes: ≤0 ≥100 ≥200

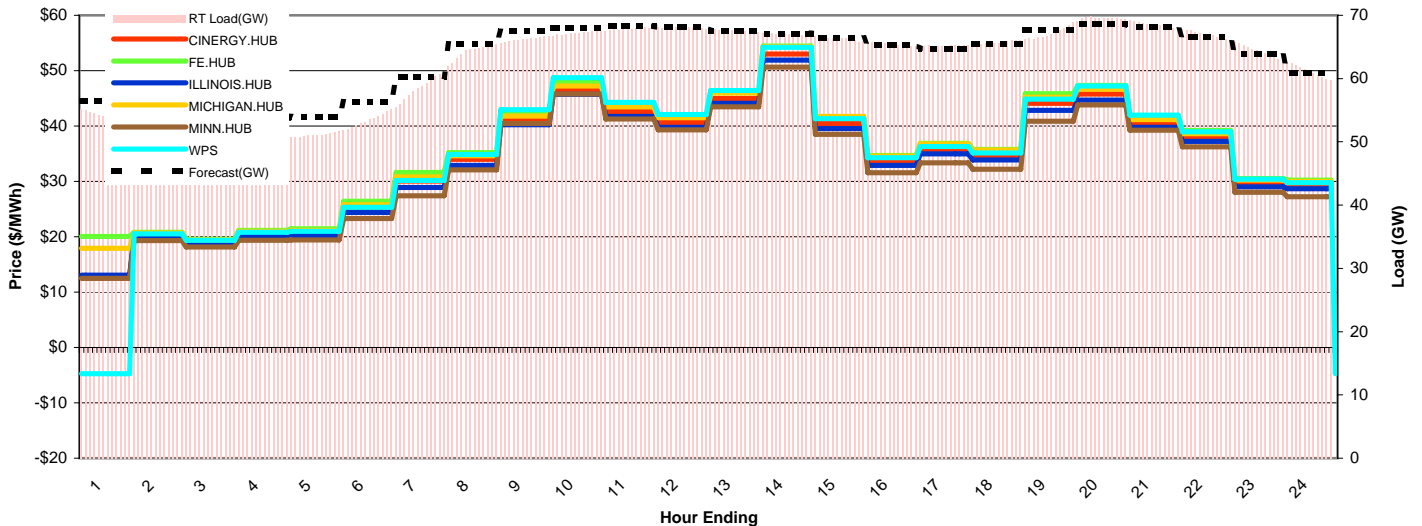
## Day-Ahead Prices and Cleared Load

	HE1	HE2	HE3	HE4	HE5	HE6	HE7	HE8	HE9	HE10	HE11	HE12	HE13	HE14	HE15	HE16	HE17	HE18	HE19	HE20	HE21	HE22	HE23	HE24
CINERGY.HUB	23.56	22.53	21.44	21.97	22.35	26.07	34.46	40.08	41.31	40.75	39.85	39.41	37.77	36.80	35.79	33.08	32.66	35.47	42.05	46.19	40.68	38.48	32.90	33.29
FE.HUB	28.34	25.10	25.41	25.37	25.57	26.64	35.14	40.86	42.13	41.48	40.53	40.20	38.53	37.53	36.50	33.75	33.31	36.19	42.88	46.95	41.48	39.24	33.62	33.96
ILLINOIS.HUB	23.18	21.95	21.17	21.54	21.85	24.73	32.93	38.90	40.10	39.55	38.69	38.27	36.68	35.74	34.75	32.13	31.72	34.45	40.82	44.83	39.48	37.35	31.85	32.03
MICHIGAN.HUB	26.61	24.87	24.46	24.76	24.94	27.75	36.33	41.11	42.28	41.95	41.34	40.43	38.78	37.87	36.87	34.07	33.66	36.47	42.99	47.63	41.53	39.29	33.29	33.98
MINN.HUB	19.18	18.91	18.20	18.27	18.61	19.30	28.52	39.23	40.48	39.89	39.02	38.60	36.99	36.04	35.05	32.40	31.99	34.74	41.17	45.21	39.82	37.67	30.64	29.30
WPS	13.86	12.23	10.15	10.12	12.06	13.47	24.53	39.59	42.20	41.78	39.17	39.28	37.35	35.98	34.77	31.98	31.21	34.53	42.70	47.34	41.65	39.40	32.53	29.89
Cleared(GW)	53.0	51.9	50.5	50.6	51.2	54.2	59.9	64.9	65.6	66.0	65.9	65.7	65.2	64.3	63.2	62.2	61.9	62.5	65.1	66.0	65.3	63.8	60.9	5.9



## Preliminary Real-Time Prices with Forecasted and Actual System Load

	HE1	HE2	HE3	HE4	HE5	HE6	HE7	HE8	HE9	HE10	HE11	HE12	HE13	HE14	HE15	HE16	HE17	HE18	HE19	HE20	HE21	HE22	HE23	HE24
CINERGY.HUB	12.54	20.16	18.95	20.49	20.71	25.03	30.05	33.96	41.18	46.61	42.61	40.64	44.99	52.98	40.46	33.57	35.70	34.61	44.08	45.80	40.66	38.08	29.65	29.34
FE.HUB	20.08	20.79	19.54	21.13	21.43	26.44	31.59	35.18	42.42	47.86	43.80	41.72	46.17	54.47	41.63	34.66	36.90	35.79	45.83	47.36	41.91	39.18	30.50	30.21
ILLINOIS.HUB	13.08	19.75	18.60	20.08	20.23	24.37	28.90	32.87	40.21	45.70	41.74	39.79	44.11	51.88	39.56	32.89	34.98	33.87	42.82	44.70	39.76	37.22	29.04	28.66
MICHIGAN.HUB	17.94	20.70	19.43	20.98	21.14	25.77	30.82	34.62	41.79	47.21	43.45	41.48	45.97	54.35	41.71	34.56	36.78	35.66	45.21	46.63	41.17	38.62	30.22	29.98
MINN.HUB	12.49	19.28	18.13	19.34	19.43	23.30	27.42	32.07	40.49	45.76	41.30	39.31	43.45	50.61	38.47	31.58	33.37	32.22	40.85	43.82	39.25	36.23	28.04	27.23
WPS	-4.74	20.52	19.36	20.82	20.97	25.29	30.18	34.84	42.95	48.72	44.26	42.08	46.40	54.20	41.30	34.27	36.29	35.16	44.88	47.25	41.94	38.98	30.43	29.78
Forecasted(GW)	56.5	54.6	53.6	53.3	53.9	56.4	60.3	65.5	67.5	68.0	68.3	68.1	67.6	67.1	66.4	65.3	64.7	65.5	67.7	68.6	68.1	66.6	63.9	60.9
(RT) - (DA Load)	1.09	0.17	0.54	0.04	-0.10	-0.78	-1.38	-0.66	0.66	1.26	2.03	2.30	2.38	2.75	3.10	3.31	3.35	3.26	2.07	3.51	3.27	3.21	3.44	55.25



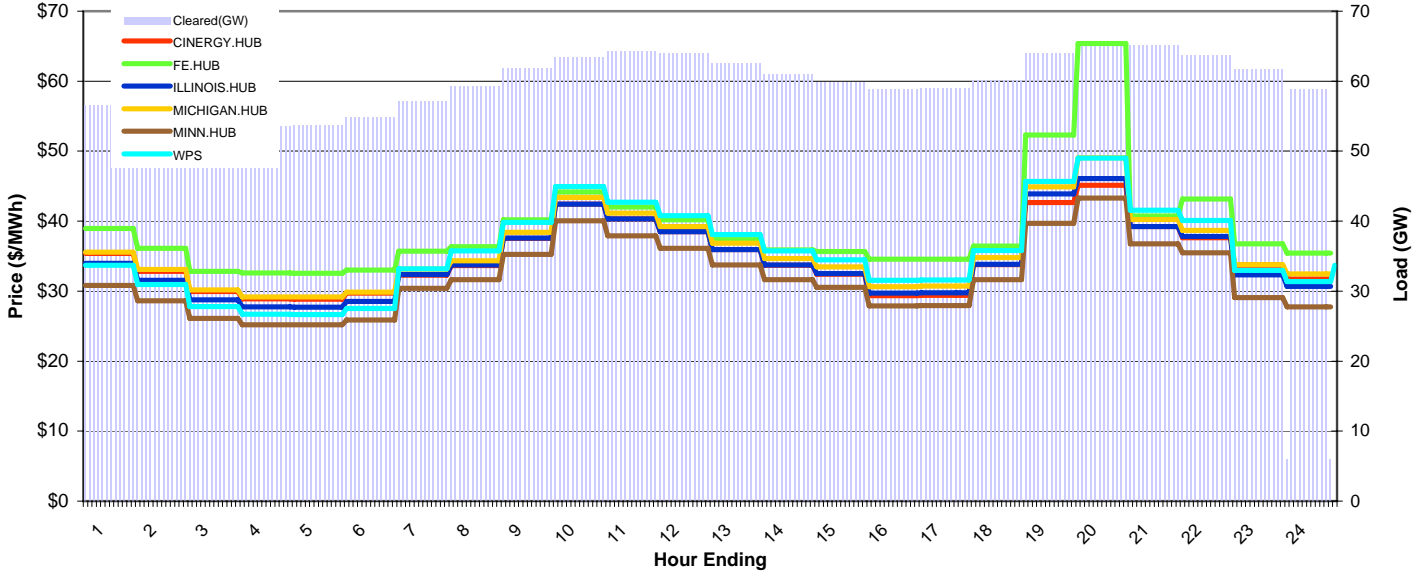
# MISO Daily Report

Delivery Day: Saturday, February 28, 2009

Price Color Codes: <=0 >=100 >=200

## Day-Ahead Prices and Cleared Load

	HE1	HE2	HE3	HE4	HE5	HE6	HE7	HE8	HE9	HE10	HE11	HE12	HE13	HE14	HE15	HE16	HE17	HE18	HE19	HE20	HE21	HE22	HE23	HE24
CINERGY.HUB	35.39	32.85	29.96	28.88	28.86	29.70	32.28	33.67	37.52	42.43	40.31	38.50	35.95	33.69	32.41	29.36	29.41	33.79	42.68	45.13	39.21	37.63	33.69	31.71
FE.HUB	38.96	36.14	32.83	32.62	32.57	33.02	35.70	36.37	40.19	44.17	42.03	40.19	37.36	35.91	35.65	34.57	34.57	36.43	52.30	65.38	40.74	43.14	36.78	35.45
ILLINOIS.HUB	33.98	31.53	28.75	27.75	27.73	28.52	32.35	33.72	37.58	42.43	40.31	38.50	35.95	33.74	32.53	29.72	29.78	33.85	43.91	46.07	39.21	37.83	32.34	30.66
MICHIGAN.HUB	35.56	33.10	30.18	29.18	29.15	29.87	33.14	34.34	38.42	43.40	41.13	39.21	36.87	34.65	33.48	30.65	30.72	34.80	44.92	49.06	40.22	38.67	33.79	32.44
MINN.HUB	30.81	28.60	26.09	25.19	25.17	25.88	30.39	31.64	35.25	40.04	37.92	36.11	33.72	31.65	30.52	27.89	27.94	31.65	39.70	43.30	36.78	35.50	29.08	27.76
WPS	33.71	30.94	27.80	26.68	26.65	27.53	33.18	35.74	39.83	44.96	42.71	40.79	38.09	35.76	34.48	31.53	31.59	35.82	45.69	49.01	41.55	40.12	32.97	31.36
Cleared(GW)	56.6	55.2	54.3	53.5	53.7	54.8	57.1	59.2	61.8	63.5	64.2	64.0	62.5	61.0	59.9	58.9	59.0	60.1	63.9	65.3	65.1	63.7	61.6	5.9



## Preliminary Real-Time Prices with Forecasted and Actual System Load

	HE1	HE2	HE3	HE4	HE5	HE6	HE7	HE8	HE9	HE10	HE11	HE12	HE13	HE14	HE15	HE16	HE17	HE18	HE19	HE20	HE21	HE22	HE23	HE24
CINERGY.HUB	30.79	34.69	34.19	32.79	28.45	30.80	37.38	29.00	31.89	54.87	39.77	43.64	33.86	32.44	32.86	30.73	27.46	33.30	44.20	39.97	38.47	34.52	29.80	31.09
FE.HUB	31.62	35.61	35.12	33.76	29.36	31.93	38.73	29.90	32.95	56.58	40.88	44.78	34.75	33.39	33.90	32.50	34.62	34.62	45.76	41.34	39.67	35.53	30.73	32.13
ILLINOIS.HUB	29.98	33.82	33.31	31.89	27.66	29.91	36.39	28.30	31.00	53.29	38.66	42.48	32.83	32.50	33.05	30.12	27.50	32.24	43.05	38.97	37.57	33.65	31.79	34.80
MICHIGAN.HUB	31.49	35.46	35.02	33.67	29.16	31.59	38.37	29.50	32.22	55.00	39.61	43.34	33.73	32.51	33.09	31.25	29.87	33.55	44.80	40.43	38.68	34.62	30.04	31.44
MINN.HUB	28.00	32.40	31.85	30.30	26.04	28.01	34.42	26.96	29.18	50.71	37.11	40.24	30.65	28.18	28.89	27.88	25.71	30.45	40.26	37.14	35.75	31.32	24.18	24.09
WPS	30.75	34.82	34.15	32.56	28.18	30.46	37.23	29.08	31.92	55.11	39.75	43.33	33.38	32.08	32.54	30.71	28.15	33.10	44.63	40.53	38.77	34.46	29.37	30.65
Forecasted(GW)	58.7	56.8	56.0	55.9	55.2	56.2	58.0	60.3	61.8	63.0	63.5	63.1	62.2	61.2	60.1	59.1	58.9	60.8	63.3	65.3	65.1	64.0	62.7	59.9
(RT) - (DA Load)	1.32	0.75	0.63	0.94	0.72	0.33	-0.16	-0.06	-0.68	0.02	0.55	0.81	1.58	1.83	1.69	1.75	1.31	1.02	-0.45	1.19	0.90	0.97	1.01	54.28

