

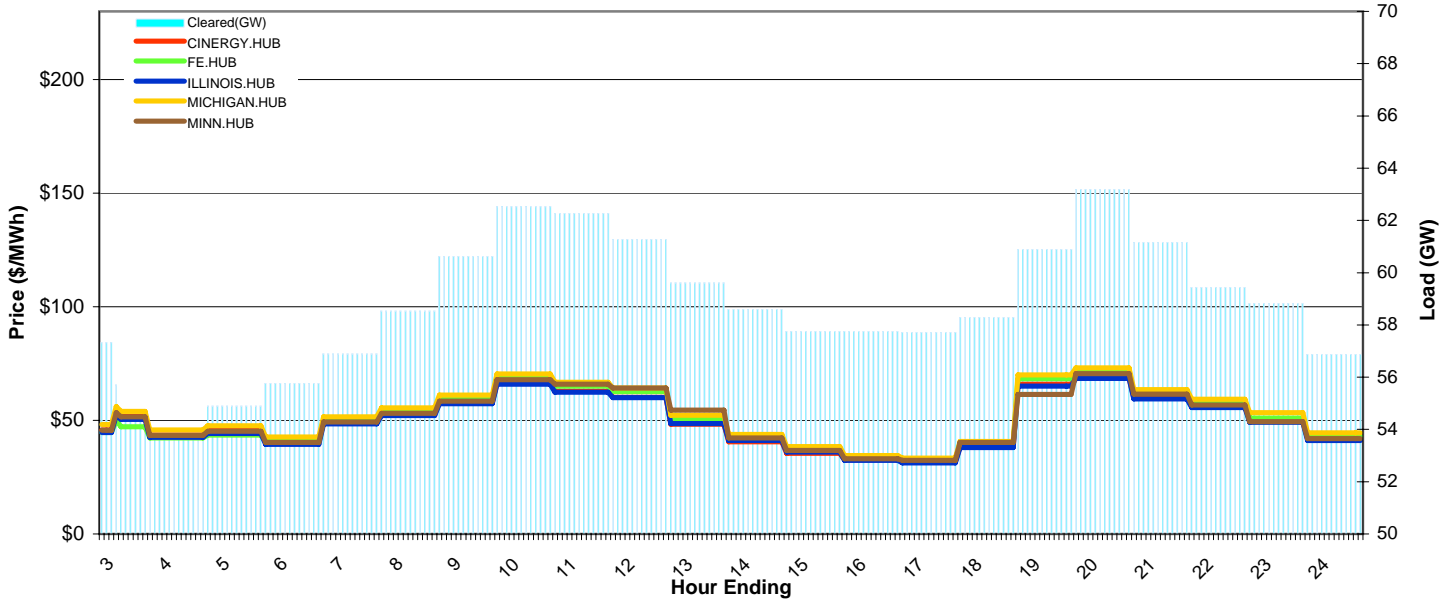
MISO Daily Report

Delivery Day: Saturday, March 1, 2008

Price Color Codes: ≤0 ≥100 ≥200

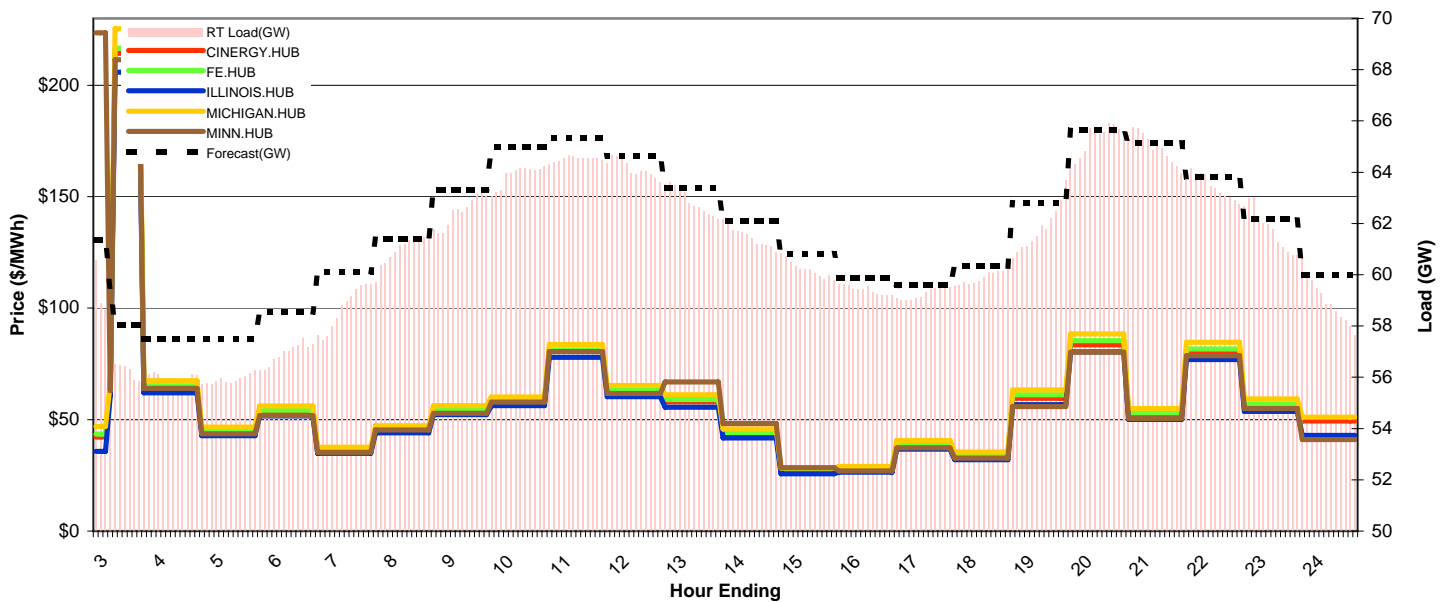
Day-Ahead Prices and Cleared Load

	HE1	HE2	HE3	HE4	HE5	HE6	HE7	HE8	HE9	HE10	HE11	HE12	HE13	HE14	HE15	HE16	HE17	HE18	HE19	HE20	HE21	HE22	HE23	HE24
CINERGY.HUB	45.72	54.13	51.69	43.46	45.43	40.47	49.38	52.56	57.80	66.50	62.76	60.19	48.36	40.57	35.44	32.68	31.69	38.46	65.97	68.93	59.86	56.00	50.00	41.86
FE.HUB	44.69	50.05	47.25	42.23	43.48	40.86	50.30	54.22	59.65	68.69	65.08	62.61	50.87	42.81	37.53	33.71	32.61	39.72	68.27	71.35	61.97	57.92	51.01	42.91
ILLINOIS.HUB	44.68	52.32	50.45	42.48	44.22	39.44	48.46	52.15	57.34	65.97	62.34	59.95	48.62	41.14	36.10	32.40	31.30	38.04	65.07	68.52	59.48	55.68	49.14	41.06
MICHIGAN.HUB	48.17	56.05	53.98	45.76	47.59	42.72	51.53	55.55	61.11	70.39	66.77	64.24	52.23	43.86	38.44	34.54	33.43	40.76	70.06	73.13	63.52	59.34	53.32	44.52
MINN.HUB	45.63	53.37	51.55	43.38	45.17	40.26	49.30	53.15	58.46	67.90	65.87	64.21	54.46	42.19	36.80	33.06	32.37	40.26	61.36	70.55	61.53	56.77	49.46	41.92
Cleared(GW)	57.3	55.7	54.5	53.8	54.9	55.8	56.9	58.5	60.6	62.5	62.3	61.3	59.6	58.6	57.8	57.7	57.7	58.3	60.9	63.2	61.2	59.4	58.8	56.9



Preliminary Real-Time Prices with Forecasted and Actual System Load

	HE1	HE2	HE3	HE4	HE5	HE6	HE7	HE8	HE9	HE10	HE11	HE12	HE13	HE14	HE15	HE16	HE17	HE18	HE19	HE20	HE21	HE22	HE23	HE24
CINERGY.HUB	42.24	63.37	214.28	64.49	44.49	53.71	36.31	45.81	54.45	58.36	80.65	62.45	58.03	43.49	26.69	27.38	38.37	33.50	59.52	83.54	52.00	80.03	55.95	49.42
FE.HUB	43.56	64.22	216.68	65.25	44.96	54.26	36.61	46.08	54.73	58.75	81.30	63.29	59.01	44.28	27.37	28.13	39.42	34.44	61.23	85.42	53.15	81.63	56.98	42.09
ILLINOIS.HUB	35.75	60.77	205.90	62.02	42.83	51.64	34.84	44.09	52.32	56.34	77.91	60.36	55.54	41.80	25.64	26.36	36.78	32.02	56.74	80.33	50.06	76.99	53.68	42.88
MICHIGAN.HUB	46.89	66.61	225.34	67.54	46.59	56.09	37.55	47.30	56.22	60.20	83.68	65.29	61.09	45.84	28.27	28.98	40.69	35.45	63.28	88.37	55.05	84.69	59.34	51.13
MINN.HUB	223.51	63.07	211.54	64.02	43.66	51.81	35.32	45.41	52.77	57.80	80.59	61.75	66.87	48.18	28.38	27.00	37.38	32.74	55.82	80.29	50.59	78.74	54.92	41.01
Forecasted(GW)	61.4	59.4	58.1	57.5	57.5	58.5	60.1	61.4	63.3	65.0	65.3	64.6	63.4	62.1	60.8	59.9	59.6	60.3	62.8	65.6	65.1	63.8	62.2	60.0
(RT) - (DA Load)	2.02	2.62	1.80	2.22	1.00	1.13	1.78	2.42	1.83	1.34	2.22	2.87	3.27	2.88	2.44	1.64	1.52	1.58	0.90	2.05	3.81	4.03	2.96	2.09



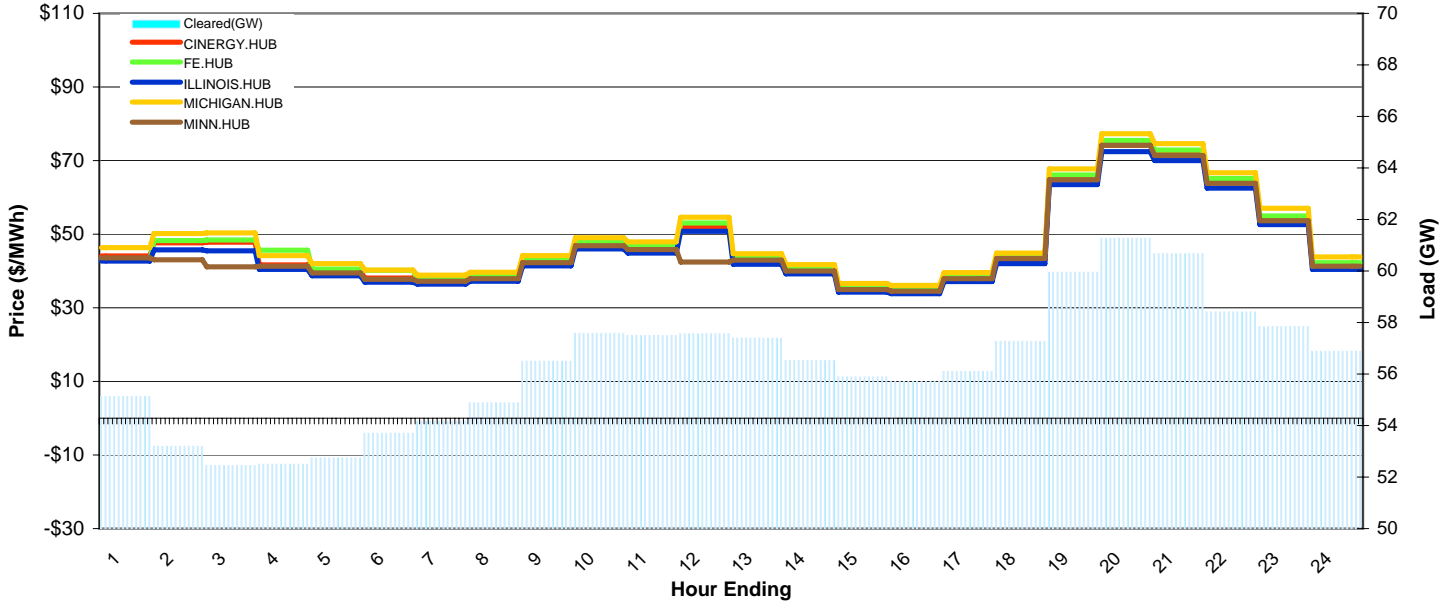
MISO Daily Report

Delivery Day: Sunday, March 2, 2008

Price Color Codes: ≤0 ≥100 ≥200

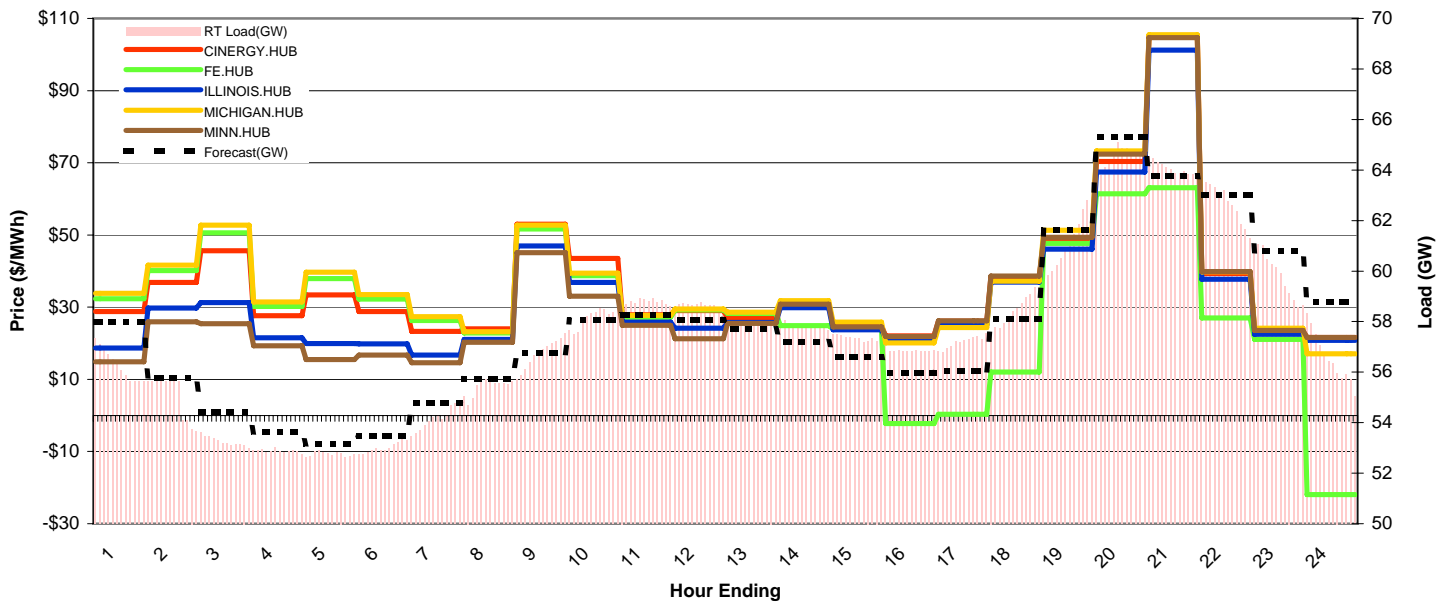
Day-Ahead Prices and Cleared Load

	HE1	HE2	HE3	HE4	HE5	HE6	HE7	HE8	HE9	HE10	HE11	HE12	HE13	HE14	HE15	HE16	HE17	HE18	HE19	HE20	HE21	HE22	HE23	HE24
CINERGY.HUB	44.13	47.68	47.82	41.61	40.00	38.13	37.31	38.04	42.37	47.03	45.95	52.07	42.84	40.09	35.10	34.62	38.00	43.03	65.00	74.19	71.62	64.00	54.37	41.80
FE.HUB	42.90	48.23	48.41	45.68	40.53	40.16	37.95	38.72	43.09	47.83	46.73	53.06	43.57	40.77	35.69	35.21	38.64	43.78	66.10	75.45	72.83	65.09	54.96	42.26
ILLINOIS.HUB	42.70	45.78	45.52	40.43	38.69	36.95	36.47	37.21	41.41	45.97	44.91	50.75	41.85	39.19	34.30	33.84	37.14	42.02	63.52	72.47	69.99	62.56	52.58	40.43
MICHIGAN.HUB	46.32	50.14	50.31	44.16	41.98	40.22	38.88	39.67	44.15	49.01	47.88	54.65	44.66	41.78	36.57	36.08	39.59	44.87	67.73	77.33	74.63	66.69	57.03	43.86
MINN.HUB	43.60	43.04	41.09	41.29	39.50	37.74	37.19	37.95	42.23	46.88	45.80	42.40	42.98	39.96	34.98	34.51	37.87	43.35	64.78	74.19	71.38	63.80	53.69	41.28
Cleared(GW)	55.1	53.2	52.4	52.5	52.7	53.7	54.2	54.9	56.5	57.6	57.5	57.6	57.4	56.5	55.9	55.7	56.1	57.3	60.0	61.3	60.7	58.4	57.8	56.9



Preliminary Real-Time Prices with Forecasted and Actual System Load

	HE1	HE2	HE3	HE4	HE5	HE6	HE7	HE8	HE9	HE10	HE11	HE12	HE13	HE14	HE15	HE16	HE17	HE18	HE19	HE20	HE21	HE22	HE23	HE24
CINERGY.HUB	28.82	36.81	45.66	27.65	33.41	28.82	23.31	24.02	52.97	43.49	27.87	29.04	27.14	31.17	24.75	22.05	26.14	38.38	48.16	70.38	105.34	39.33	23.38	21.58
FE.HUB	32.31	40.14	50.58	30.18	37.95	32.20	26.26	22.81	51.65	38.68	27.21	29.27	28.25	24.90	24.02	-2.27	0.35	12.02	47.67	61.42	63.14	26.97	21.03	-21.92
ILLINOIS.HUB	18.64	29.80	31.29	21.52	19.90	19.84	16.72	21.07	46.94	36.85	25.83	24.13	25.80	29.84	23.71	21.15	25.10	36.90	46.04	67.48	101.24	37.72	22.48	20.76
MICHIGAN.HUB	33.87	41.61	52.71	31.44	39.70	33.46	27.34	23.19	52.72	39.39	27.73	29.52	28.61	31.79	25.82	20.10	24.32	37.20	51.33	73.30	105.45	39.74	24.21	17.12
MINN.HUB	14.82	25.92	25.38	19.31	15.46	16.74	14.61	20.31	45.10	33.04	24.96	21.25	25.52	30.79	24.53	21.91	26.25	38.65	49.33	72.42	104.71	39.90	23.56	21.61
Forecasted(GW)	58.0	55.8	54.4	53.6	53.2	53.5	54.8	55.7	56.7	58.1	58.3	58.1	57.7	57.2	56.6	56.0	56.0	58.1	61.6	65.3	63.8	63.0	60.8	58.8
(RT) - (DA Load)	1.15	1.86	0.81	0.38	0.00	-0.71	-0.02	0.53	0.21	0.58	1.29	1.07	0.86	1.32	1.44	1.12	1.08	1.19	1.14	3.25	3.38	4.31	2.02	-0.33



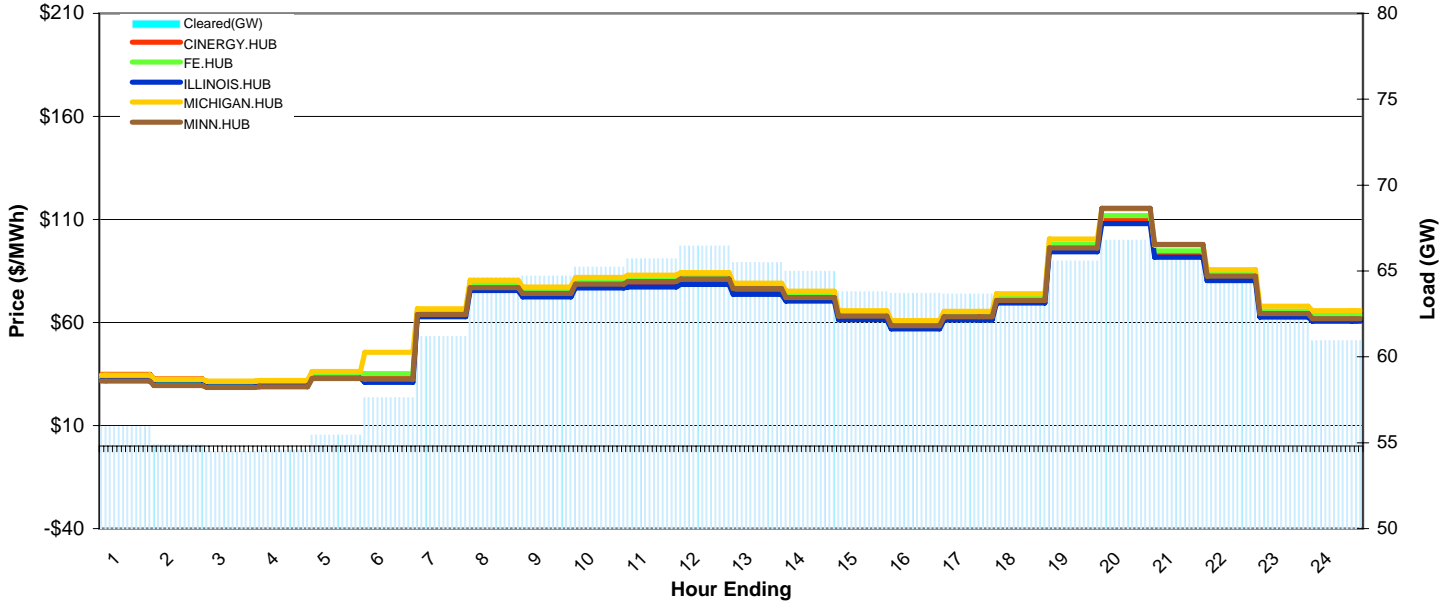
MISO Daily Report

Delivery Day: Monday, March 3, 2008

Price Color Codes: ≤0 ≥100 ≥200

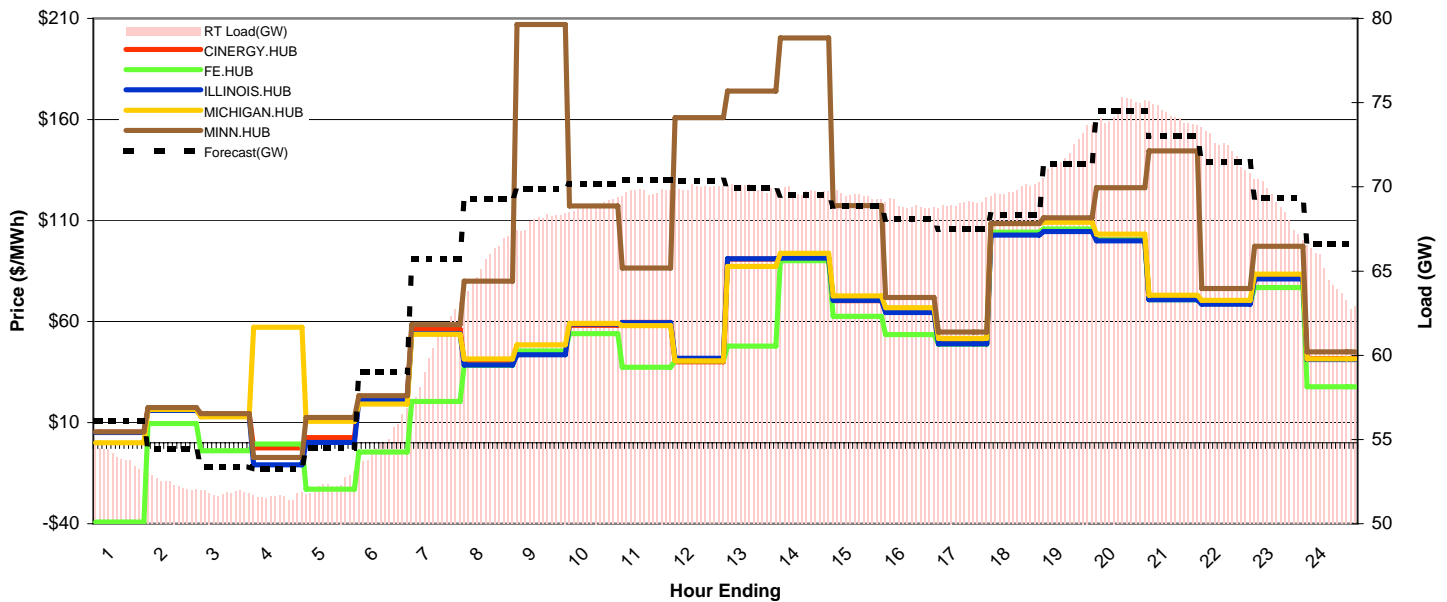
Day-Ahead Prices and Cleared Load

	HE1	HE2	HE3	HE4	HE5	HE6	HE7	HE8	HE9	HE10	HE11	HE12	HE13	HE14	HE15	HE16	HE17	HE18	HE19	HE20	HE21	HE22	HE23	HE24
CINERGY.HUB	34.89	32.70	30.69	31.15	34.91	33.65	65.06	78.24	74.50	78.60	79.22	80.49	75.60	72.06	62.96	58.33	62.78	71.02	96.43	109.87	93.10	82.15	64.78	62.71
FE.HUB	33.33	31.27	30.43	30.72	34.94	35.15	65.11	78.58	75.35	79.95	80.59	81.91	76.95	73.30	64.04	59.35	63.86	72.23	98.07	111.79	94.75	83.54	65.49	63.39
ILLINOIS.HUB	31.84	29.78	28.72	29.04	32.96	31.03	62.73	75.59	72.42	76.79	77.21	78.46	73.64	70.36	61.46	56.93	61.31	69.41	94.24	107.99	91.68	80.28	62.64	60.64
MICHIGAN.HUB	34.59	32.45	31.58	31.88	36.25	45.59	66.71	80.51	77.22	81.94	82.95	84.19	79.16	75.18	65.71	60.91	65.49	74.00	100.48	115.08	97.64	85.60	67.97	65.78
MINN.HUB	31.53	29.39	28.52	28.83	32.88	32.57	63.81	77.00	74.13	78.68	79.88	81.15	76.47	72.12	63.06	58.51	62.79	70.78	96.11	115.51	97.86	82.53	64.31	61.92
Cleared(GW)	55.9	54.9	54.5	54.6	55.4	57.6	61.2	64.6	64.7	65.2	65.7	66.5	65.5	65.0	63.8	63.7	63.7	63.4	65.6	66.8	66.0	64.7	63.0	60.9



Preliminary Real-Time Prices with Forecasted and Actual System Load

	HE1	HE2	HE3	HE4	HE5	HE6	HE7	HE8	HE9	HE10	HE11	HE12	HE13	HE14	HE15	HE16	HE17	HE18	HE19	HE20	HE21	HE22	HE23	HE24
CINERGY.HUB	5.34	16.67	14.37	-2.48	2.62	21.98	56.24	39.84	44.38	58.16	59.53	40.09	90.93	90.64	70.34	65.11	49.34	103.93	105.52	100.43	70.92	69.00	81.43	41.68
FE.HUB	-39.13	9.60	-3.86	-0.57	-22.88	-4.49	20.51	38.38	45.57	54.06	37.44	40.63	47.83	90.18	62.67	53.52	48.77	104.27	105.83	100.36	70.90	68.95	76.91	27.69
ILLINOIS.HUB	5.14	16.07	13.86	-10.91	0.20	21.31	54.08	38.56	43.62	58.77	59.48	41.82	91.16	91.48	70.52	64.51	48.96	102.82	104.51	100.02	70.76	68.67	81.16	41.15
MICHIGAN.HUB	0.02	16.56	12.81	57.23	10.69	19.28	53.68	41.53	48.43	59.06	57.98	40.61	87.37	93.83	72.68	66.84	51.74	108.54	109.17	103.27	73.03	70.55	83.57	41.51
MINN.HUB	5.47	17.55	14.47	-7.16	12.54	23.28	58.55	79.96	207.00	117.23	86.47	160.91	174.06	200.31	117.40	71.87	54.87	108.53	111.41	126.31	144.44	76.39	97.32	45.03
Forecasted(GW)	56.1	54.4	53.4	53.2	54.5	59.0	65.7	69.3	69.9	70.2	70.4	70.4	69.9	69.5	68.9	68.1	67.5	68.3	71.3	74.5	73.0	71.5	69.3	66.6
(RT) - (DA Load)	-2.00	-2.49	-2.67	-2.97	-3.13	-2.71	-0.78	0.95	3.30	3.70	3.99	3.49	4.44	4.73	5.71	5.18	5.33	6.39	6.51	7.80	8.22	7.54	5.91	3.65



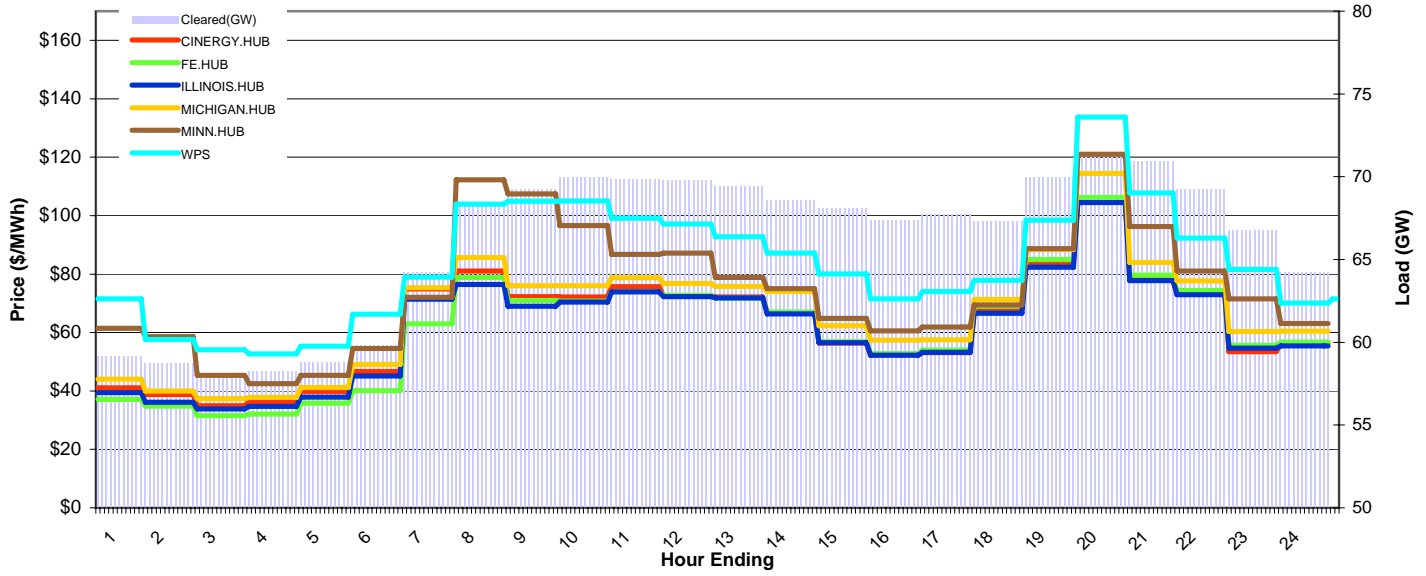
MISO Daily Report

Delivery Day: Tuesday, March 4, 2008

Price Color Codes: ≤0 ≥100 ≥200

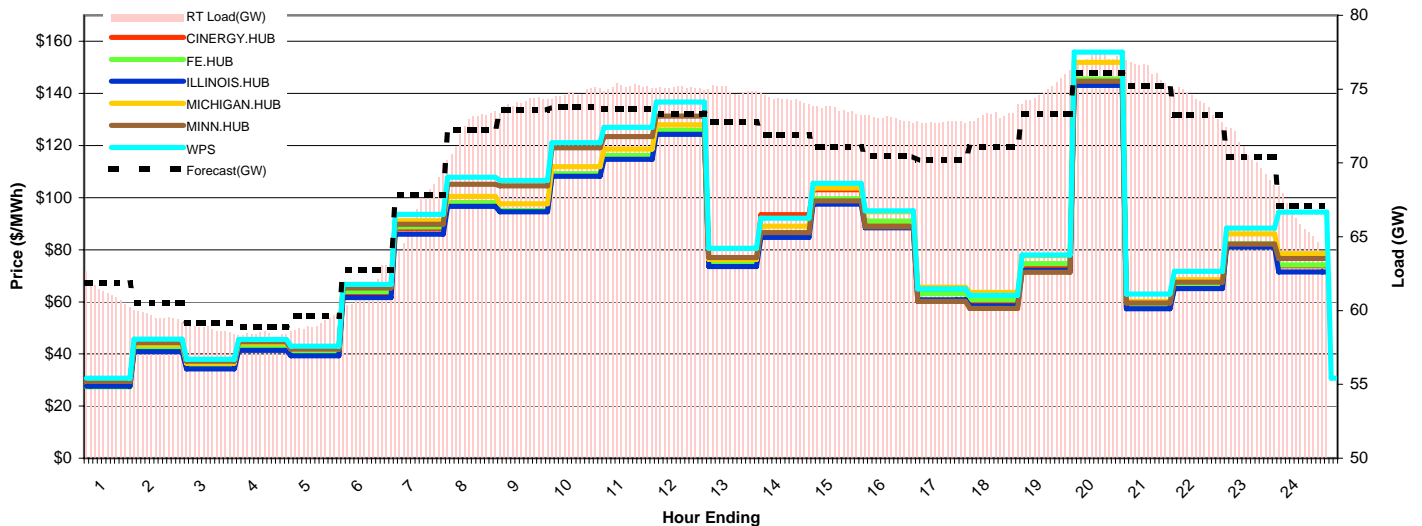
Day-Ahead Prices and Cleared Load

	HE1	HE2	HE3	HE4	HE5	HE6	HE7	HE8	HE9	HE10	HE11	HE12	HE13	HE14	HE15	HE16	HE17	HE18	HE19	HE20	HE21	HE22	HE23	HE24
CINERGY.HUB	41.09	38.77	34.95	36.25	39.89	46.61	74.97	81.10	72.25	72.21	75.74	72.62	72.18	66.79	56.42	52.33	53.17	67.91	83.65	105.33	78.13	73.04	53.41	56.52
FE.HUB	37.09	34.80	31.59	32.14	35.84	40.05	63.00	78.87	70.98	70.81	73.99	72.72	71.79	67.00	56.85	52.79	53.98	69.01	85.02	106.26	79.67	74.40	55.59	56.72
ILLINOIS.HUB	39.40	36.16	33.86	34.70	37.91	45.16	71.45	76.43	69.06	70.42	73.89	72.29	71.87	66.35	56.57	52.23	53.20	66.63	82.33	104.47	77.78	72.95	54.63	55.47
MICHIGAN.HUB	44.00	40.03	37.32	37.76	41.21	49.09	75.33	85.65	76.05	76.02	78.72	76.81	75.84	74.00	62.37	57.45	57.55	71.30	88.40	114.51	84.02	77.61	60.31	60.50
MINN.HUB	61.49	58.55	45.31	42.45	45.40	54.60	72.08	112.25	107.43	96.63	86.73	87.23	78.87	75.05	64.86	60.53	61.85	69.41	88.69	121.08	96.32	81.09	71.49	63.13
WPS	71.54	57.607	54.123	52.727	55.357	66.243	78.94	103.9	104.95	105	99.153	97.143	92.787	87.203	80.053	71.503	74.09	77.907	98.5	133.7	107.75	92.293	81.6	70.06
Cleared(GW)	59.2	58.8	58.0	58.2	58.8	59.8	64.2	68.3	69.3	70.0	69.8	69.8	69.4	68.6	68.1	67.4	67.7	67.3	70.0	71.2	71.0	69.2	66.8	64.2



Preliminary Real-Time Prices with Forecasted and Actual System Load

	HE1	HE2	HE3	HE4	HE5	HE6	HE7	HE8	HE9	HE10	HE11	HE12	HE13	HE14	HE15	HE16	HE17	HE18	HE19	HE20	HE21	HE22	HE23	HE24
CINERGY.HUB	28.12	41.60	34.88	42.21	40.08	63.11	88.09	97.84	95.05	108.98	115.90	125.49	75.66	93.51	103.06	90.49	63.90	60.16	73.72	144.51	57.76	65.48	82.11	73.79
FE.HUB	27.40	42.09	35.24	42.72	40.65	63.96	88.85	98.02	95.08	109.25	116.14	125.88	74.77	86.29	99.64	91.08	63.12	60.86	74.65	145.59	57.95	65.69	82.32	74.13
ILLINOIS.HUB	27.65	40.89	34.25	41.36	39.25	61.66	85.97	96.67	94.53	108.22	114.75	124.28	73.58	84.74	97.54	88.46	60.86	58.50	72.16	143.04	57.34	65.10	81.08	71.53
MICHIGAN.HUB	29.42	43.63	36.42	44.21	41.93	66.06	91.13	100.45	97.68	111.88	118.65	128.00	76.31	89.00	103.69	94.53	65.62	63.59	77.79	151.97	60.20	68.56	86.16	78.47
MINN.HUB	29.50	44.34	37.25	44.67	41.89	65.35	89.74	105.17	104.52	119.17	123.50	131.32	76.98	86.65	98.78	88.86	60.21	57.49	71.33	144.65	59.55	67.50	82.23	76.62
WPS	30.74	45.64	37.96	45.62	42.98	66.72	93.65	107.88	106.63	121.08	127.05	136.71	80.55	92.15	105.54	94.95	65.02	62.56	77.95	155.82	62.98	71.75	88.33	94.47
Forecasted(GW)	58.0	55.8	54.4	53.6	53.2	53.5	54.8	55.7	56.7	58.1	58.3	58.1	57.7	57.2	56.6	56.0	56.0	58.1	61.6	65.3	63.8	63.0	60.8	58.8
(RT) - (DA Load)	2.04	0.85	0.76	0.15	0.27	1.77	2.62	4.12	4.84	4.76	5.32	5.28	5.51	5.74	5.50	5.62	5.05	5.94	5.03	5.88	5.30	4.91	3.76	1.68



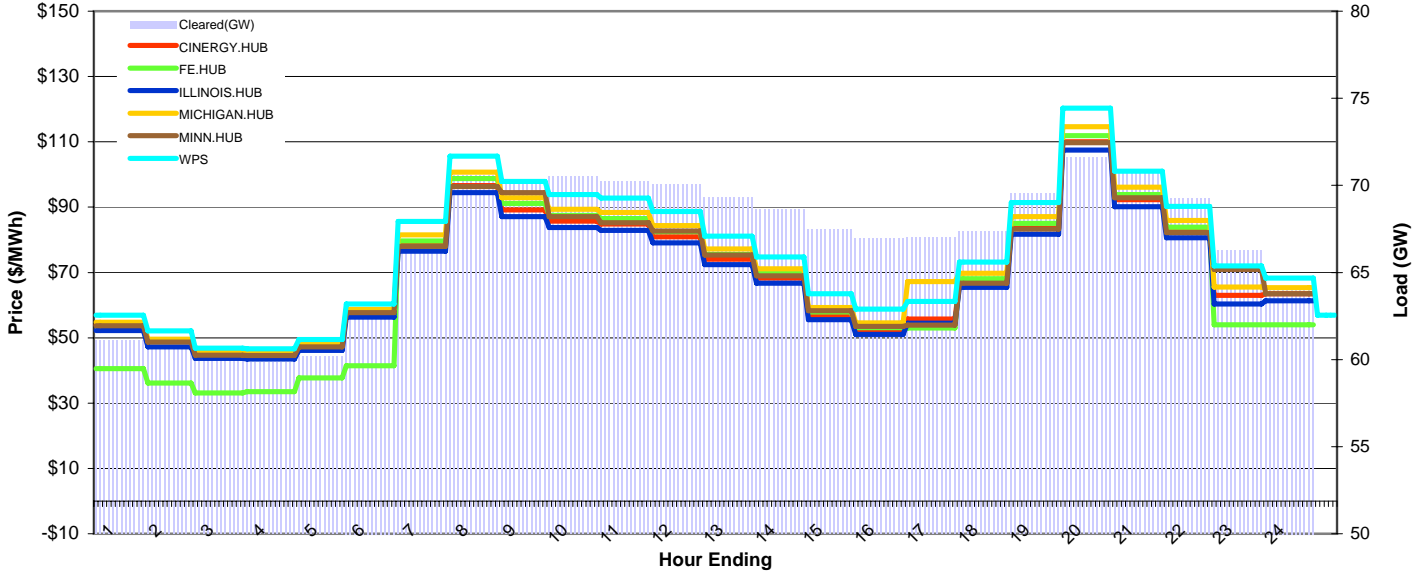
MISO Daily Report

Delivery Day: Wednesday, March 5, 2008

Price Color Codes: ≤0 ≥100 ≥200

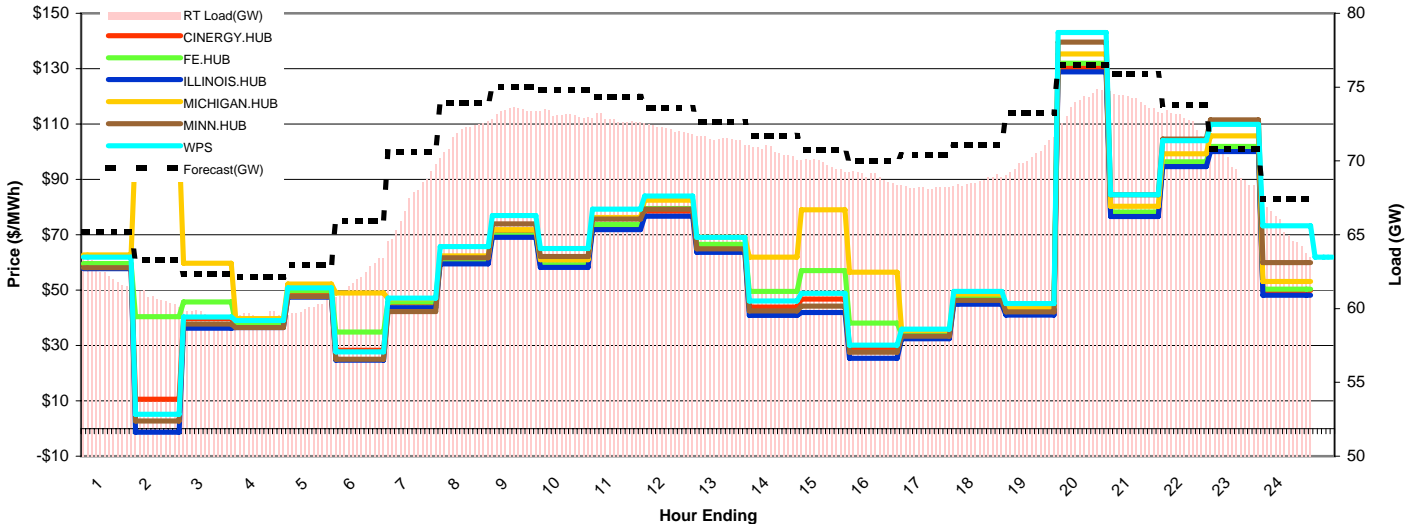
Day-Ahead Prices and Cleared Load

	HE1	HE2	HE3	HE4	HE5	HE6	HE7	HE8	HE9	HE10	HE11	HE12	HE13	HE14	HE15	HE16	HE17	HE18	HE19	HE20	HE21	HE22	HE23	HE24
CINERGY.HUB	53.98	48.93	45.19	45.00	47.73	58.26	78.27	96.63	89.13	85.69	84.82	80.92	74.06	68.28	56.86	52.29	55.79	66.94	83.60	110.00	92.27	82.48	62.95	63.52
FE.HUB	40.58	36.19	33.11	33.50	37.67	41.47	79.64	98.78	91.09	87.49	86.53	82.50	75.58	69.61	57.87	53.14	53.00	68.07	85.02	111.86	93.84	83.91	53.95	53.96
ILLINOIS.HUB	52.20	47.21	43.67	43.48	46.13	56.30	76.49	94.43	87.08	83.73	82.89	79.07	72.37	66.72	55.50	51.02	54.50	65.41	81.70	107.49	90.17	80.63	60.37	61.29
MICHIGAN.HUB	54.80	49.57	45.65	45.53	48.59	58.68	81.54	100.67	92.88	89.32	88.40	84.33	77.17	71.15	59.29	54.54	67.24	69.73	87.11	114.61	96.15	85.97	65.54	65.31
MINN.HUB	53.69	48.73	44.72	44.53	47.22	57.67	78.00	96.30	94.45	87.10	85.25	82.73	75.34	68.95	58.30	53.53	53.89	66.71	83.32	109.73	92.88	82.23	70.91	63.49
WPS	56.9	52.113	46.813	46.623	49.487	60.337	85.583	105.66	97.83	93.813	92.827	88.623	81.087	74.757	63.44	58.76	61.157	73.187	91.427	120.29	100.97	90.227	71.993	68.253
Cleared(GW)	61.1	60.6	60.2	59.8	60.2	62.3	66.6	70.6	70.2	70.5	70.2	70.0	69.3	68.6	67.5	67.0	67.0	67.4	69.5	71.6	70.8	69.3	66.3	64.1



Preliminary Real-Time Prices with Forecasted and Actual System Load

	HE1	HE2	HE3	HE4	HE5	HE6	HE7	HE8	HE9	HE10	HE11	HE12	HE13	HE14	HE15	HE16	HE17	HE18	HE19	HE20	HE21	HE22	HE23	HE24
CINERGY.HUB	59.27	10.62	39.69	37.59	49.07	28.22	45.34	60.79	69.96	59.00	73.18	78.52	65.44	43.86	46.77	29.31	33.23	45.93	41.70	130.29	77.36	95.56	101.26	49.86
FE.HUB	59.55	40.42	45.68	37.99	49.76	34.80	45.72	61.03	69.93	59.09	73.72	79.47	66.52	49.57	57.07	38.10	34.04	47.01	42.67	131.97	78.16	96.32	101.89	50.36
ILLINOIS.HUB	57.73	-1.37	36.29	36.46	47.42	24.72	43.68	59.50	69.07	58.25	71.84	76.76	63.68	40.83	41.93	25.40	32.47	44.95	40.93	128.80	76.57	94.63	100.07	48.14
MICHIGAN.HUB	62.68	103.78	59.71	39.75	52.17	48.93	46.87	62.34	71.85	60.96	76.24	82.50	69.07	61.96	79.02	56.52	35.39	48.63	43.76	135.30	80.33	99.25	105.67	53.08
MINN.HUB	58.11	2.68	37.80	36.48	47.70	25.00	42.21	61.63	73.91	62.17	75.69	79.30	64.94	42.53	44.21	27.53	33.36	46.27	42.18	139.59	84.49	104.57	111.47	59.94
WPS	61.87	5.15	40.30	39.05	50.79	27.71	47.09	65.75	76.98	65.03	79.21	83.94	69.08	46.11	48.87	30.16	35.89	49.51	45.10	143.10	84.47	103.96	109.93	73.29
Forecasted(GW)	58.0	55.8	54.4	53.6	53.2	53.5	54.8	55.7	56.7	58.1	58.3	58.1	57.7	57.2	56.6	56.0	56.0	58.1	61.6	65.3	63.8	63.0	60.8	58.8
(RT) - (DA Load)	1.30	0.12	-0.50	-0.23	-0.08	-0.21	0.67	1.26	3.17	2.64	2.60	2.13	2.20	2.09	2.35	1.97	1.18	1.28	0.72	2.33	3.35	3.48	3.32	1.26



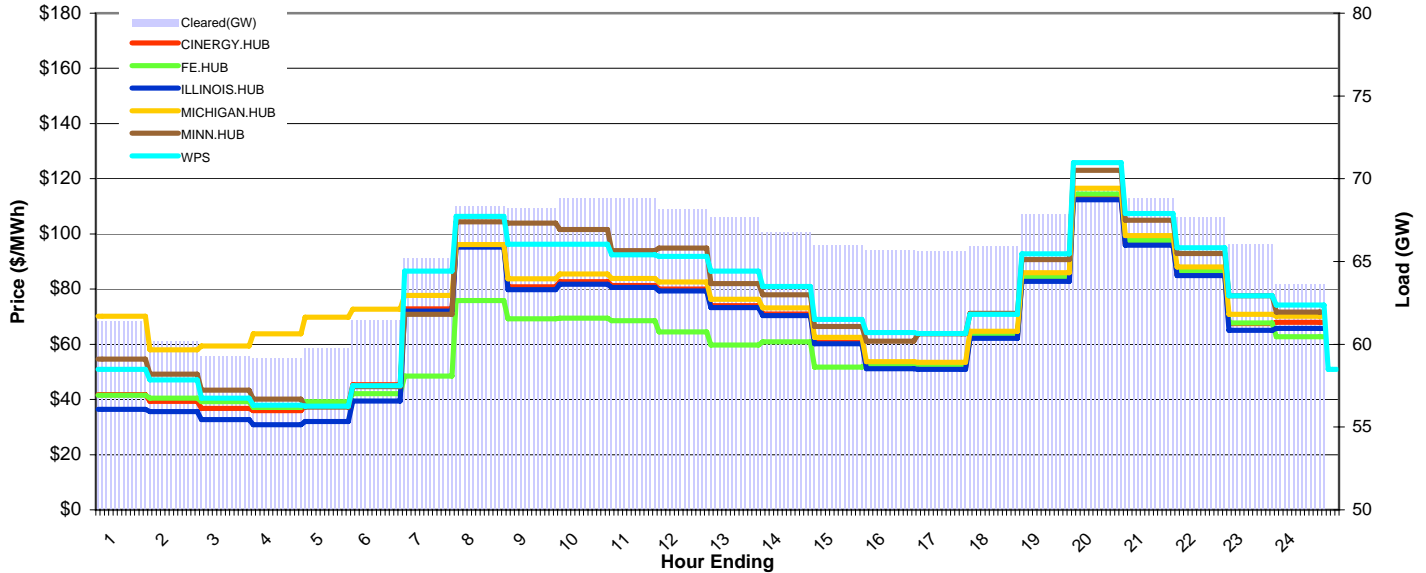
MISO Daily Report

Delivery Day: Thursday, March 6, 2008

Price Color Codes: ≤0 ≥100 ≥200

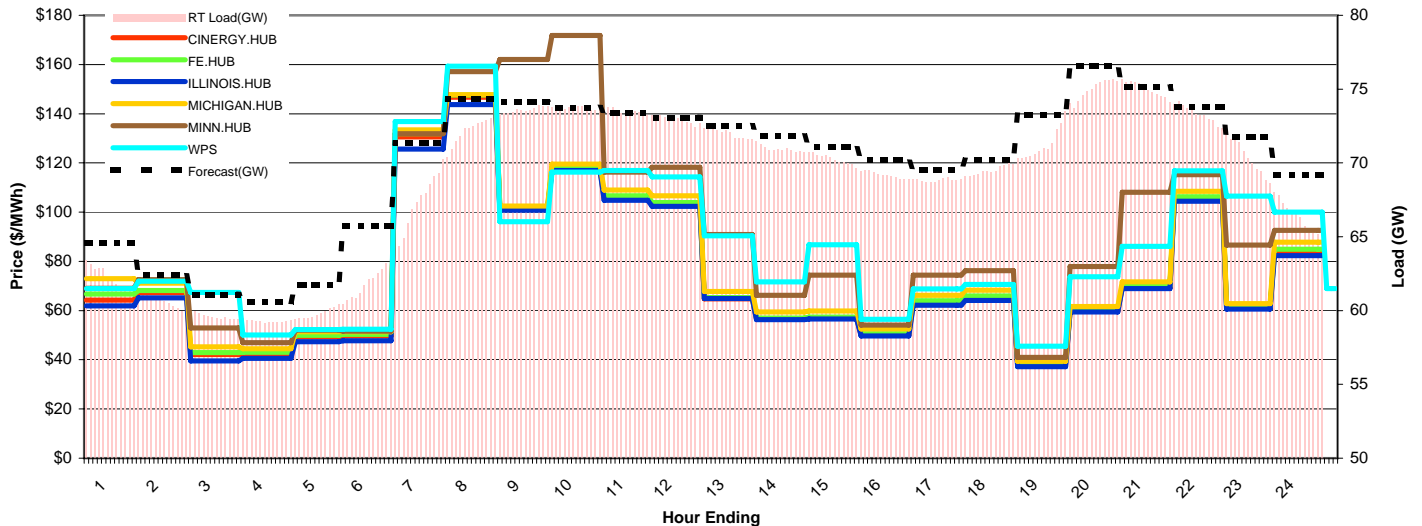
Day-Ahead Prices and Cleared Load

	HE1	HE2	HE3	HE4	HE5	HE6	HE7	HE8	HE9	HE10	HE11	HE12	HE13	HE14	HE15	HE16	HE17	HE18	HE19	HE20	HE21	HE22	HE23	HE24
CINERGY.HUB	41.75	39.31	36.75	35.93	37.86	45.33	72.86	95.89	80.87	82.67	81.34	80.04	74.00	71.00	60.64	51.84	51.63	62.70	83.39	113.14	96.51	85.41	67.53	67.92
FE.HUB	41.56	40.45	39.23	37.15	39.19	42.14	48.46	75.80	69.26	69.42	68.60	64.52	59.74	60.90	51.76	52.56	52.37	63.45	84.38	114.48	97.65	86.42	67.78	62.72
ILLINOIS.HUB	36.47	35.65	32.66	30.85	32.01	39.40	72.07	95.25	79.78	81.76	80.65	79.32	73.33	70.44	60.17	51.18	50.92	62.19	82.83	112.39	95.87	84.84	65.09	65.75
MICHIGAN.HUB	70.14	57.97	59.35	63.77	69.80	72.75	77.65	96.13	83.69	85.42	83.91	82.63	76.36	73.20	62.51	53.68	53.50	64.66	85.90	116.56	99.42	87.99	70.81	70.21
MINN.HUB	54.61	49.14	43.36	40.09	37.24	44.69	70.87	104.33	103.90	101.63	93.90	94.91	82.01	77.91	66.51	61.14	63.83	71.17	90.70	123.07	104.97	92.90	77.59	71.68
WPS	50.893	47.06	40.457	37.947	37.6	45.03	86.53	106.3	96.28	96.21	92.42	91.853	86.5	80.95	69	64.213	63.953	70.913	92.76	125.86	107.35	95.01	77.593	74.227
Cleared(GW)	61.4	60.2	59.3	59.1	59.8	61.4	65.2	68.3	68.2	68.8	68.8	68.2	67.7	66.7	66.0	65.7	65.6	65.9	67.9	69.3	68.8	67.7	66.0	63.6



Preliminary Real-Time Prices with Forecasted and Actual System Load

	HE1	HE2	HE3	HE4	HE5	HE6	HE7	HE8	HE9	HE10	HE11	HE12	HE13	HE14	HE15	HE16	HE17	HE18	HE19	HE20	HE21	HE22	HE23	HE24
CINERGY.HUB	64.22	67.24	42.09	42.33	49.26	49.68	130.57	146.75	101.30	117.53	105.64	102.84	64.72	56.53	56.78	50.12	63.12	65.02	37.91	59.68	69.37	105.43	61.05	84.07
FE.HUB	66.66	68.15	42.94	43.08	49.99	50.30	131.94	147.67	101.94	118.32	106.66	103.91	65.28	56.93	57.34	50.64	64.01	65.98	38.58	60.40	70.00	106.23	61.64	84.91
ILLINOIS.HUB	61.92	65.21	39.56	40.58	47.32	47.69	125.68	143.67	100.79	116.95	104.85	102.35	64.84	56.29	56.62	49.62	62.19	64.11	37.23	59.44	68.96	104.40	60.64	82.33
MICHIGAN.HUB	72.99	71.08	45.24	44.46	51.36	51.38	133.39	147.78	102.46	119.58	109.02	106.66	67.78	59.38	59.79	52.50	66.26	68.33	39.45	61.64	71.63	108.48	62.80	87.80
MINN.HUB	69.11	72.59	52.88	46.95	52.05	51.57	131.85	157.15	161.99	171.82	116.21	118.16	90.86	66.19	74.40	54.15	74.42	76.15	40.98	77.85	108.14	115.21	86.56	92.63
WPS	68.89	71.89	67.43	50.05	52.22	52.41	136.84	159.27	96.09	116.28	116.97	114.30	90.36	71.64	86.75	56.49	68.83	70.67	45.49	73.71	86.04	116.85	106.48	99.95
Forecasted(GW)	58.0	55.8	54.4	53.6	53.2	53.5	54.8	55.7	56.7	58.1	58.3	58.1	57.7	57.2	56.6	56.0	56.0	58.1	61.6	65.3	63.8	63.0	60.8	58.8
(RT) - (DA Load)	0.84	0.39	0.31	0.15	0.00	0.43	2.02	3.87	5.37	4.88	4.61	4.77	4.33	4.22	4.29	3.50	3.21	3.56	3.33	5.67	6.20	5.61	4.34	2.69



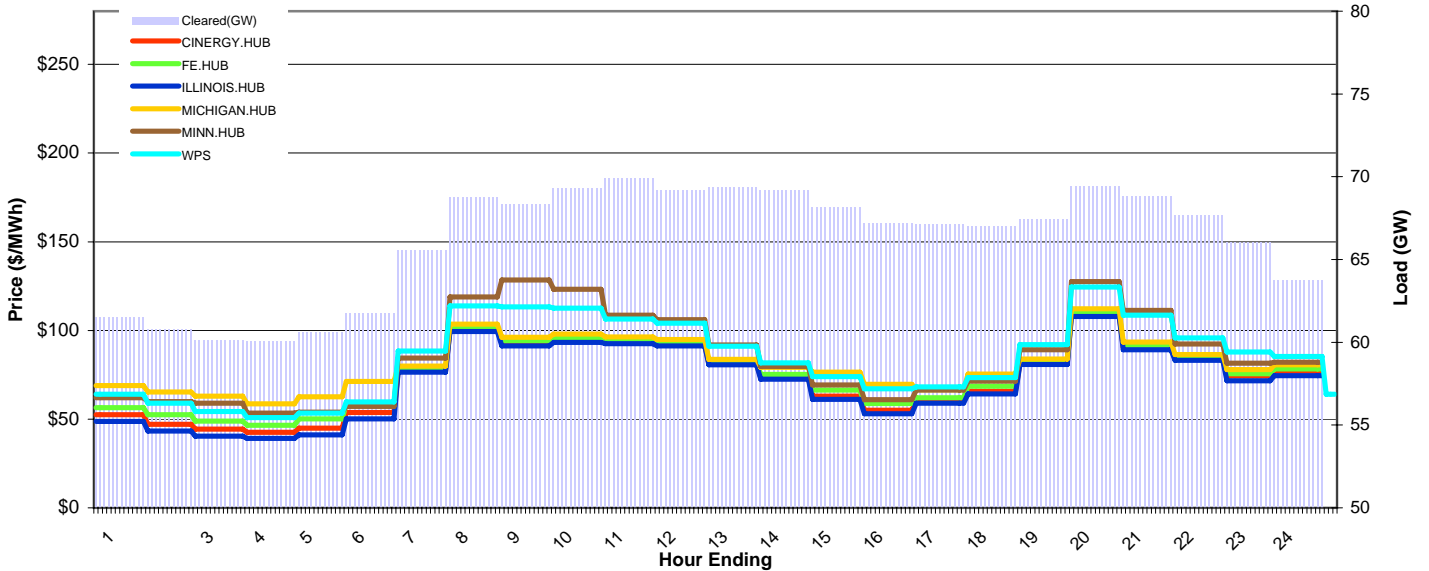
MISO Daily Report

Delivery Day: Friday, March 7, 2008

Price Color Codes: <=0 >=100 >=200

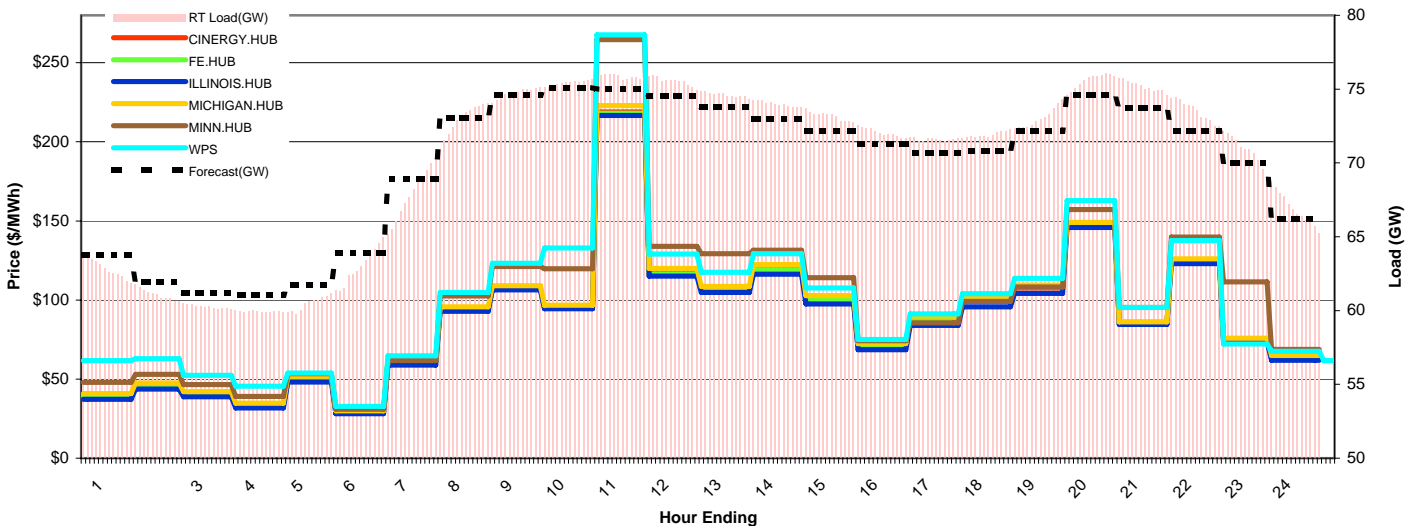
Day-Ahead Prices and Cleared Load

	HE1	HE2	HE3	HE4	HE5	HE6	HE7	HE8	HE9	HE10	HE11	HE12	HE13	HE14	HE15	HE16	HE17	HE18	HE19	HE20	HE21	HE22	HE23	HE24
CINERGY.HUB	52.42	47.15	44.44	42.62	44.91	53.77	77.11	100.35	92.65	94.62	93.36	92.00	81.22	73.45	62.95	55.04	60.00	65.63	81.39	108.86	90.31	83.88	74.34	77.04
FE.HUB	56.43	52.48	48.98	46.57	50.08	58.87	78.06	101.64	94.14	95.99	94.57	93.15	82.22	75.16	66.40	58.75	62.00	68.64	82.37	110.25	91.55	84.89	75.62	78.30
ILLINOIS.HUB	48.70	43.22	40.46	39.13	41.21	50.12	76.46	99.39	91.22	93.34	92.52	91.24	80.63	72.59	61.13	53.01	58.98	64.22	80.79	107.86	89.20	83.22	71.71	74.59
MICHIGAN.HUB	68.86	65.30	62.91	58.64	62.64	71.23	79.91	103.56	96.18	97.99	96.38	94.89	83.75	79.19	76.48	69.67	66.62	75.34	83.88	112.29	93.37	86.48	77.96	80.61
MINN.HUB	61.99	59.84	58.92	53.49	53.88	57.19	84.52	118.93	128.49	123.16	108.64	106.13	91.76	79.82	69.21	61.03	66.44	71.42	89.18	127.55	111.33	92.38	81.61	82.02
WPS	63.983	58.963	54.27	50.94	53.363	59.797	88.38	113.86	113.36	112.52	106.49	104.07	91.14	81.643	73.963	67.093	68.15	73.457	91.967	124.53	108.7	95.86	87.93	85.28
Cleared(GW)	61.5	60.8	60.1	60.0	60.6	61.7	65.6	68.7	68.4	69.3	69.9	69.2	69.4	69.1	68.1	67.2	67.1	67.0	67.5	69.4	68.8	67.6	66.1	63.8



Preliminary Real-Time Prices with Forecasted and Actual System Load

	HE1	HE2	HE3	HE4	HE5	HE6	HE7	HE8	HE9	HE10	HE11	HE12	HE13	HE14	HE15	HE16	HE17	HE18	HE19	HE20	HE21	HE22	HE23	HE24
CINERGY.HUB	38.90	45.40	40.24	33.19	49.66	29.14	61.02	94.48	106.88	94.83	218.82	116.62	106.49	118.88	99.85	70.34	86.79	99.15	107.72	148.60	85.84	125.24	75.25	63.56
FE.HUB	39.49	46.05	40.84	33.76	50.38	29.46	61.44	94.68	107.05	94.65	218.05	116.19	105.99	118.77	100.01	70.41	87.09	99.68	108.15	148.72	86.03	125.17	75.48	63.64
ILLINOIS.HUB	37.28	43.67	38.81	31.81	48.14	28.10	58.94	92.96	106.36	94.43	216.69	115.14	104.82	116.39	97.56	68.54	83.98	95.71	104.27	145.92	84.62	122.97	73.72	61.89
MICHIGAN.HUB	40.93	47.60	42.16	34.89	51.73	30.01	62.15	95.70	109.13	96.67	222.94	119.87	108.71	122.38	102.73	72.37	89.75	101.92	109.40	149.08	86.17	126.10	75.81	65.03
MINN.HUB	47.91	52.94	46.44	38.98	53.42	30.95	61.70	102.50	121.10	119.84	264.68	133.87	129.21	131.43	114.09	74.31	85.65	99.05	108.26	157.19	95.36	139.79	111.53	68.81
WPS	61.78	63.01	52.48	45.49	53.90	32.76	64.79	104.71	123.11	132.83	267.56	129.00	117.54	129.21	107.63	75.15	91.18	104.06	113.62	162.78	95.31	137.57	72.14	67.65
Forecasted(GW)	58.0	55.8	54.4	53.6	53.2	53.5	54.8	55.7	56.7	58.1	58.3	58.1	57.7	57.2	56.6	56.0	56.0	58.1	61.6	65.3	63.8	63.0	60.8	58.8
(RT) - (DA Load)	1.37	0.31	0.14	-0.09	-0.14	1.22	2.29	4.21	6.36	6.07	5.90	6.34	5.25	4.84	5.02	4.87	4.48	4.90	5.57	6.14	6.37	5.89	4.83	3.14



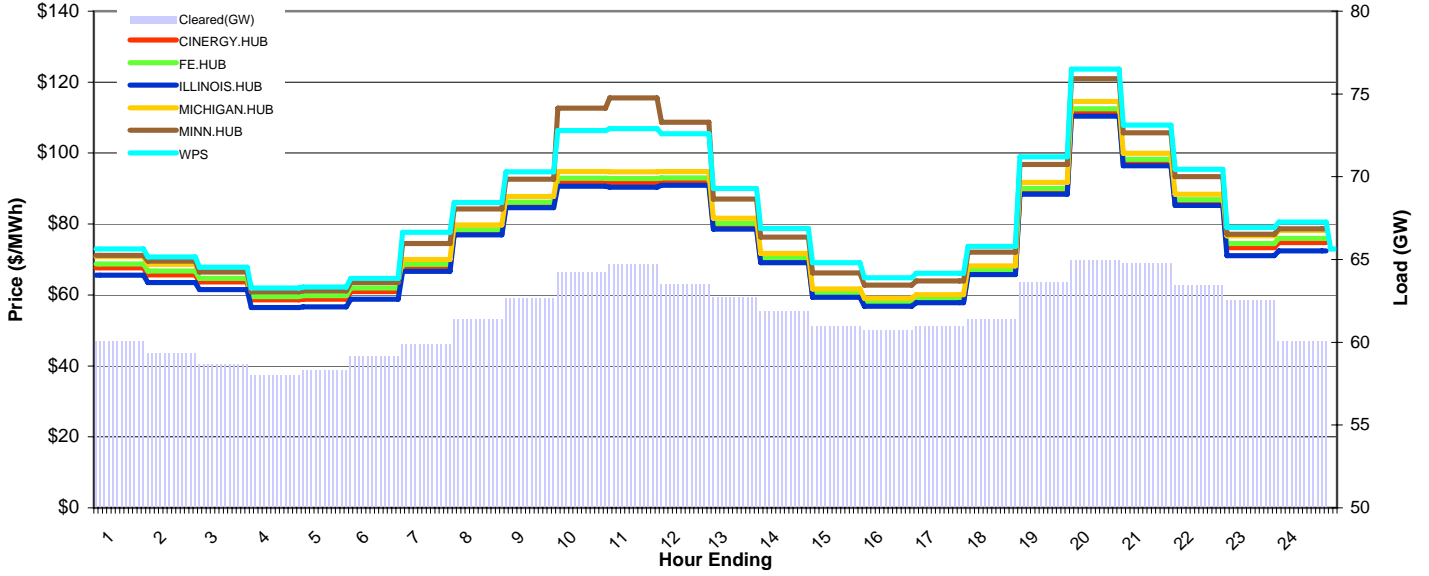
MISO Daily Report

Delivery Day: Saturday, March 8, 2008

Price Color Codes: ≤0 ≥100 ≥200

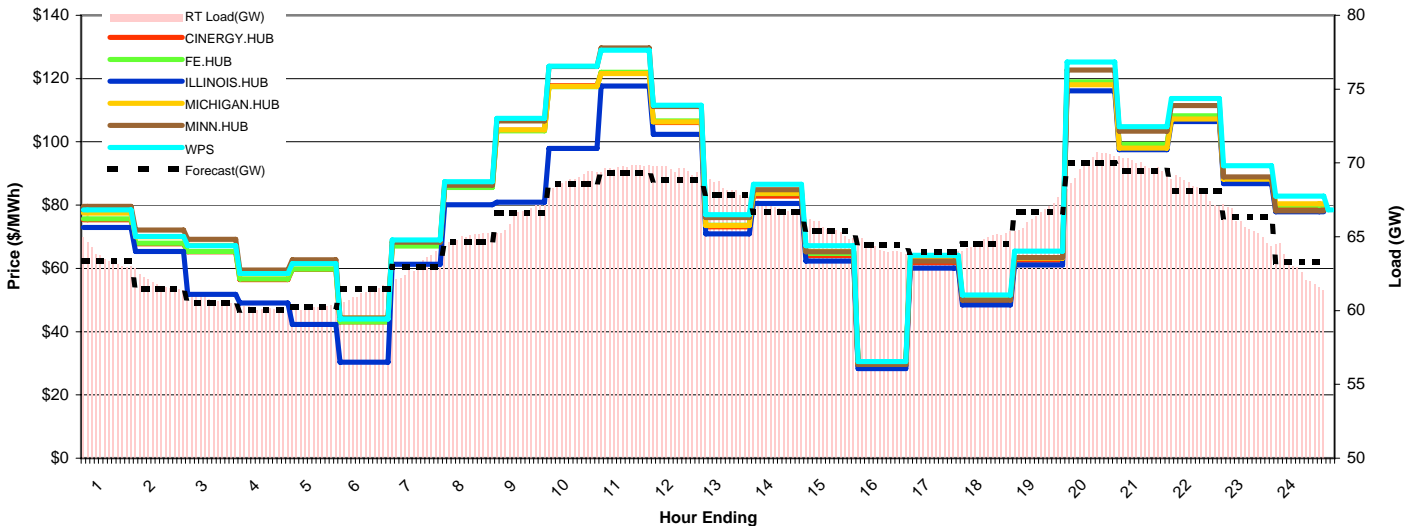
Day-Ahead Prices and Cleared Load

	HE1	HE2	HE3	HE4	HE5	HE6	HE7	HE8	HE9	HE10	HE11	HE12	HE13	HE14	HE15	HE16	HE17	HE18	HE19	HE20	HE21	HE22	HE23	HE24
CINERGY.HUB	67.61	65.66	63.71	58.66	58.85	61.01	67.78	77.41	85.17	91.69	91.53	91.80	79.19	69.58	59.82	57.27	58.25	66.23	88.99	111.18	97.05	85.82	73.36	74.79
FE.HUB	68.78	66.71	64.72	59.58	59.78	61.97	68.64	78.36	86.18	92.95	92.83	93.01	80.15	70.42	60.56	57.96	58.94	67.02	90.05	112.49	98.20	86.83	74.54	75.98
ILLINOIS.HUB	65.61	63.53	61.48	56.45	56.64	58.79	66.63	76.91	84.58	90.63	90.42	90.89	78.58	69.06	59.32	56.83	57.79	65.79	88.40	110.43	96.40	85.24	71.10	72.48
MICHIGAN.HUB	70.77	68.65	66.60	61.31	61.51	63.76	69.97	79.78	87.75	94.78	94.68	94.81	81.64	71.73	61.71	59.04	60.04	68.24	91.70	114.53	99.99	88.41	76.69	78.18
MINN.HUB	71.18	69.52	66.47	60.89	61.12	63.53	74.48	84.22	92.61	112.70	115.54	108.70	87.03	76.29	66.22	62.79	63.97	72.06	96.82	120.93	105.68	93.35	77.15	78.64
WPS	72.94	70.74	67.847	61.98	62.217	64.717	77.68	86.1	94.677	106.38	106.9	105.45	90.063	78.73	69.097	64.813	66.163	73.673	98.997	123.65	107.92	95.45	79.063	80.597
Cleared(GW)	60.1	59.3	58.7	58.0	58.3	59.1	59.9	61.4	62.7	64.2	64.7	63.5	62.7	61.9	60.9	60.8	61.0	61.4	63.6	65.0	64.8	63.4	62.5	60.0



Preliminary Real-Time Prices with Forecasted and Actual System Load

	HE1	HE2	HE3	HE4	HE5	HE6	HE7	HE8	HE9	HE10	HE11	HE12	HE13	HE14	HE15	HE16	HE17	HE18	HE19	HE20	HE21	HE22	HE23	HE24
CINERGY.HUB	75.41	67.82	65.27	56.42	59.69	43.08	67.25	85.81	103.67	117.75	121.90	106.11	73.17	82.82	64.03	29.14	61.77	49.81	62.60	118.38	98.78	107.75	87.91	79.28
FE.HUB	75.68	68.02	65.33	56.61	59.77	43.13	67.10	85.59	103.50	117.46	121.96	106.66	73.64	83.63	64.78	29.57	62.77	50.51	63.46	118.99	99.26	108.21	88.45	80.03
ILLINOIS.HUB	72.90	65.37	61.79	49.08	42.30	30.37	61.30	80.11	80.95	97.91	117.64	102.41	70.94	80.47	62.27	28.36	60.05	48.45	61.06	116.17	97.53	106.40	86.84	77.86
MICHIGAN.HUB	77.50	70.00	67.22	58.30	61.47	44.26	68.49	87.13	103.79	117.51	121.54	106.28	73.57	83.79	65.35	29.77	63.35	50.84	63.21	118.09	98.07	107.24	88.21	80.42
MINN.HUB	79.65	72.15	69.20	59.47	62.74	44.35	68.25	86.27	106.60	123.84	129.71	111.15	76.03	84.91	65.23	29.60	62.28	49.99	63.43	122.70	103.36	111.45	88.94	78.24
WPS	78.45	70.14	67.16	58.34	61.52	44.01	69.03	87.39	107.42	123.90	128.97	111.62	77.01	86.63	67.19	30.59	64.16	51.54	65.47	125.23	104.81	113.65	92.48	82.83
Forecasted(GW)	58.0	55.8	54.4	53.6	53.2	53.5	54.8	55.7	56.7	58.1	58.3	58.1	57.7	57.2	56.6	56.0	56.0	58.1	61.6	65.3	63.8	63.0	60.8	58.8
(RT) - (DA Load)	3.57	2.52	2.13	2.16	1.85	2.00	3.12	3.59	3.78	4.63	4.97	6.03	5.58	5.07	4.60	3.50	2.75	3.41	2.90	4.93	5.09	4.81	3.21	2.74



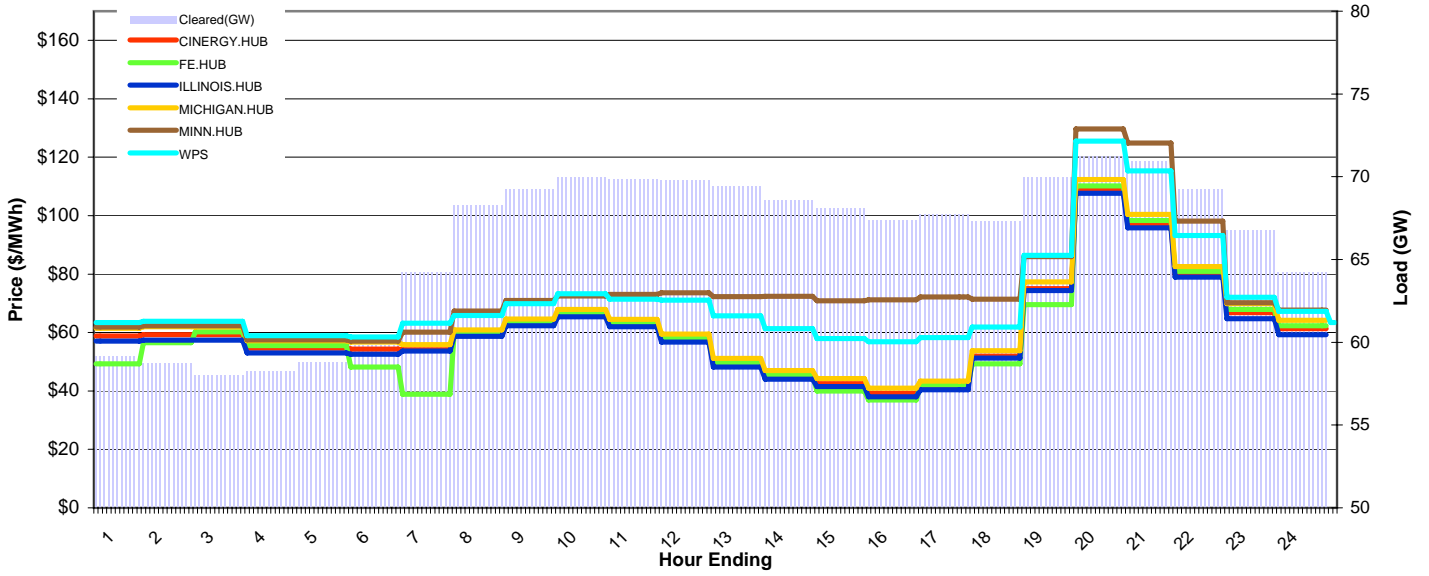
MISO Daily Report

Delivery Day: Sunday, March 9, 2008

Price Color Codes: ≤0 ≥100 ≥200

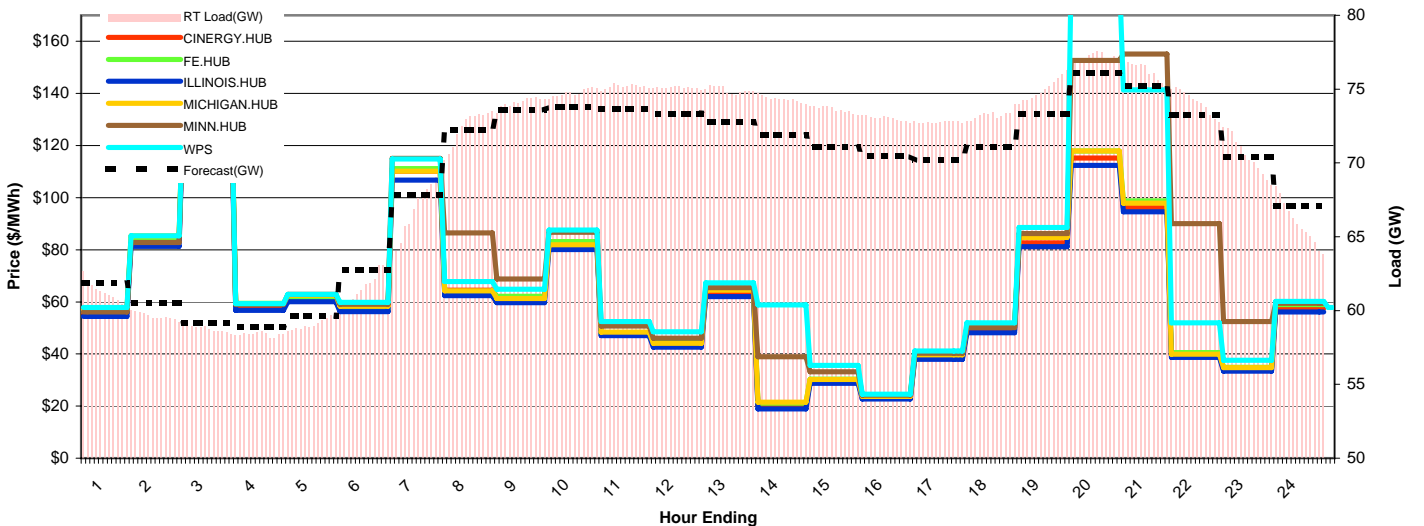
Day-Ahead Prices and Cleared Load

	HE1	HE2	HE3	HE4	HE5	HE6	HE7	HE8	HE9	HE10	HE11	HE12	HE13	HE14	HE15	HE16	HE17	HE18	HE19	HE20	HE21	HE22	HE23	HE24
CINERGY.HUB	58.77	59.28	59.27	54.71	54.71	54.29	54.14	58.96	62.72	65.87	62.53	57.51	49.18	45.04	42.46	39.16	41.51	51.97	75.01	108.80	97.10	79.89	66.83	61.32
FE.HUB	49.29	56.56	60.20	55.57	55.57	48.24	38.94	59.79	63.46	66.65	63.30	58.15	49.69	45.32	39.97	36.87	42.03	49.32	69.58	110.14	98.33	80.93	67.90	62.30
ILLINOIS.HUB	57.05	57.45	57.44	53.02	53.02	52.62	53.65	58.68	62.29	65.42	62.01	56.76	48.25	44.04	41.46	38.03	40.44	51.28	74.38	107.71	95.81	78.99	64.77	59.30
MICHIGAN.HUB	61.50	61.95	61.94	57.18	57.18	56.73	55.83	60.88	64.62	67.86	64.50	59.53	51.14	46.95	44.28	41.01	43.41	53.81	77.37	112.35	100.46	82.58	69.86	64.16
MINN.HUB	61.85	62.31	62.31	57.52	57.52	57.06	60.15	67.38	70.97	72.50	73.05	73.66	72.26	72.41	70.88	71.16	72.17	71.37	85.97	129.64	124.88	98.14	70.26	67.67
WPS	63.387	63.873	63.877	58.963	58.963	58.48	63.15	65.787	69.843	73.303	71.447	71.08	65.75	61.323	57.89	56.807	58.28	61.88	86.443	125.54	115.36	93.25	72.023	67.243
Cleared(GW)	59.2	58.8	58.0	58.2	58.8	59.8	64.2	68.3	69.3	70.0	69.8	69.8	69.4	68.6	68.1	67.4	67.7	67.3	70.0	71.2	71.0	69.2	66.8	64.2



Preliminary Real-Time Prices with Forecasted and Actual System Load

	HE1	HE2	HE3	HE4	HE5	HE6	HE7	HE8	HE9	HE10	HE11	HE12	HE13	HE14	HE15	HE16	HE17	HE18	HE19	HE20	HE21	HE22	HE23	HE24
CINERGY.HUB	55.72	83.70	139.59	58.58	62.05	58.13	110.19	64.48	61.56	82.24	48.14	43.59	63.33	20.32	29.40	23.16	38.72	49.10	82.67	115.17	96.13	39.26	33.92	57.53
FE.HUB	56.38	84.76	141.62	59.47	60.77	56.53	111.12	64.05	62.20	83.20	47.59	44.52	64.80	21.17	30.29	23.79	39.78	50.37	84.87	117.93	98.76	40.52	34.87	58.96
ILLINOIS.HUB	54.43	81.28	135.19	56.77	60.12	56.23	106.75	62.39	59.70	80.14	47.03	42.62	62.09	18.86	28.77	22.76	37.98	48.19	81.24	112.35	94.58	38.75	33.40	56.17
MICHIGAN.HUB	56.83	85.40	141.09	59.06	62.55	58.35	110.16	64.19	61.25	81.92	48.35	44.12	64.44	21.52	30.23	23.74	39.73	50.47	84.71	117.95	97.87	39.98	34.74	59.42
MINN.HUB	56.11	82.81	139.64	58.93	62.86	59.05	115.09	66.44	68.74	86.72	50.77	46.03	65.42	38.98	33.14	24.21	40.35	50.08	86.23	152.73	155.19	90.03	52.45	59.47
WPS	57.88	85.35	140.70	59.32	62.90	59.87	114.88	67.78	64.90	87.52	52.49	48.49	67.35	58.81	35.62	24.62	41.13	52.02	88.52	187.15	141.43	51.96	37.63	60.15
Forecasted(GW)	58.0	55.8	54.4	53.6	53.2	53.5	54.8	55.7	56.7	58.1	58.3	58.1	57.7	57.2	56.6	56.0	56.0	58.1	61.6	65.3	63.8	63.0	60.8	58.8
(RT) - (DA Load)	2.04	0.85	0.76	0.15	0.27	1.77	2.62	4.12	4.84	4.76	5.32	5.28	5.51	5.74	5.50	5.62	5.05	5.94	5.03	5.88	5.30	4.91	3.76	1.68



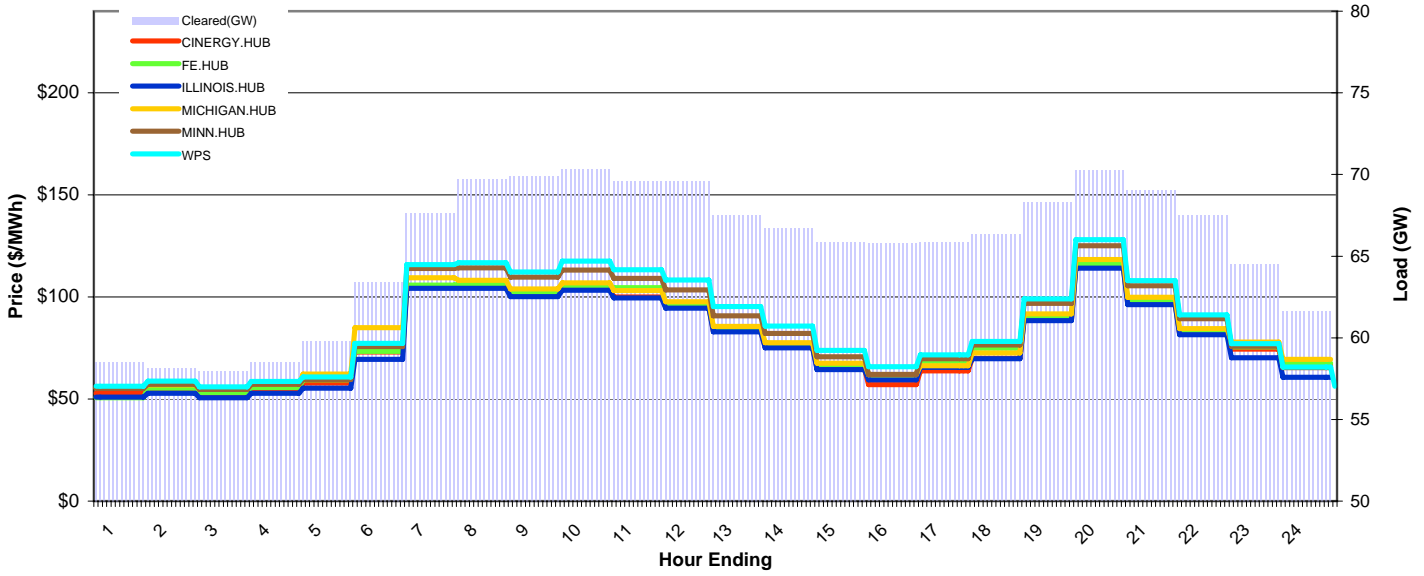
MISO Daily Report

Delivery Day: Monday, March 10, 2008

Price Color Codes: ≤0 ≥100 ≥200

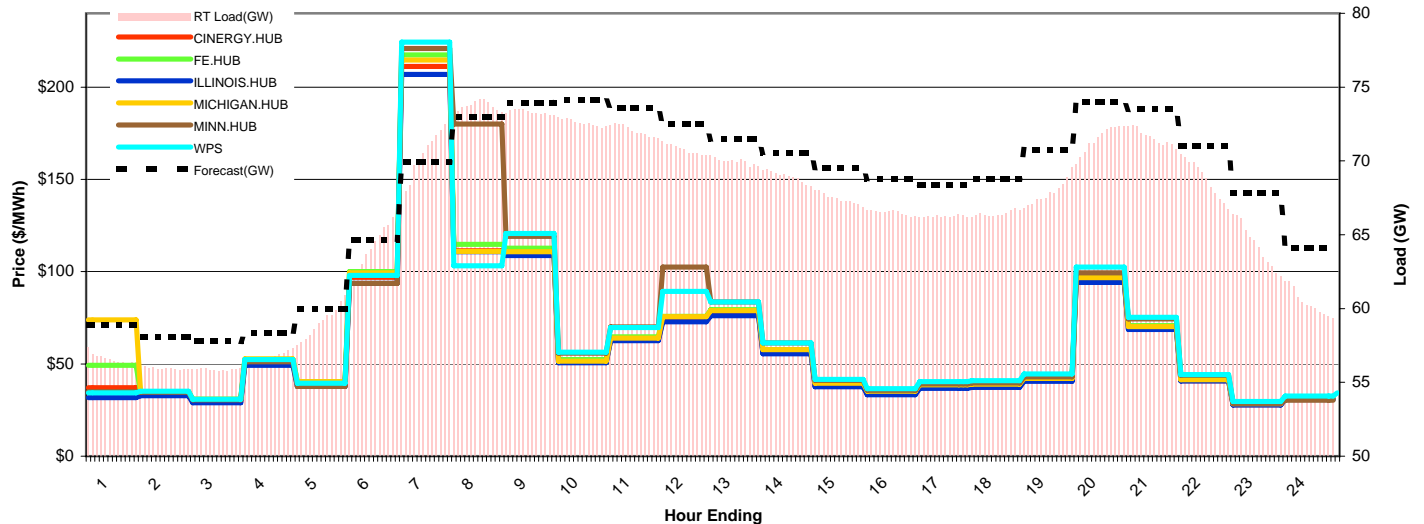
Day-Ahead Prices and Cleared Load

	HE1	HE2	HE3	HE4	HE5	HE6	HE7	HE8	HE9	HE10	HE11	HE12	HE13	HE14	HE15	HE16	HE17	HE18	HE19	HE20	HE21	HE22	HE23	HE24
CINERGY.HUB	52.88	54.50	52.31	54.71	57.77	72.99	105.00	105.00	100.88	103.98	100.01	95.17	83.47	75.55	65.00	57.10	63.87	69.96	89.00	114.94	96.86	82.09	74.41	66.39
FE.HUB	50.69	55.36	53.13	55.58	59.34	73.38	105.75	106.23	102.08	105.21	104.51	96.29	84.46	76.45	66.00	60.33	68.55	74.87	90.06	116.29	98.00	83.05	75.62	67.56
ILLINOIS.HUB	51.00	52.81	50.56	52.90	55.29	69.41	104.27	104.28	100.20	103.26	99.53	94.52	82.90	75.04	64.48	59.38	65.51	69.77	88.41	114.16	96.20	81.53	70.19	60.65
MICHIGAN.HUB	55.35	56.96	54.67	57.18	62.21	85.00	109.44	108.16	103.93	106.87	103.13	97.71	85.66	77.60	67.51	61.92	66.30	72.52	91.70	118.41	99.78	84.56	77.84	69.40
MINN.HUB	55.22	57.29	54.71	57.26	59.63	75.68	113.94	114.20	109.74	113.11	109.04	103.53	90.81	82.19	70.69	62.12	69.73	76.44	96.82	125.11	105.48	89.28	75.94	65.37
WPS	56.233	58.723	55.99	58.613	60.803	77.33	115.9	116.75	112.22	117.51	113.37	108.28	95.323	85.783	73.89	65.793	71.677	78.183	99.017	128.04	108	91.31	77.153	65.68
Cleared(GW)	58.5	58.1	57.9	58.5	59.8	63.4	67.6	69.7	69.9	70.3	69.6	69.6	67.5	66.7	65.9	65.8	65.8	66.3	68.3	70.2	69.0	67.5	64.5	61.6



Preliminary Real-Time Prices with Forecasted and Actual System Load

	HE1	HE2	HE3	HE4	HE5	HE6	HE7	HE8	HE9	HE10	HE11	HE12	HE13	HE14	HE15	HE16	HE17	HE18	HE19	HE20	HE21	HE22	HE23	HE24
CINERGY.HUB	37.19	33.78	29.85	50.81	39.11	96.99	211.15	111.25	109.73	50.92	62.97	73.53	76.85	55.97	38.09	33.74	37.32	37.71	41.10	94.98	69.09	40.92	27.89	31.38
FE.HUB	49.27	34.86	30.88	52.57	40.42	100.14	217.47	114.82	112.65	52.34	64.60	75.86	79.34	57.79	39.57	35.11	38.82	39.21	42.68	97.65	70.78	41.89	28.53	32.20
ILLINOIS.HUB	31.78	32.78	28.90	49.17	37.74	93.67	206.91	110.73	108.77	50.57	62.67	72.78	76.16	55.57	37.70	33.31	36.80	37.26	40.66	94.18	68.74	40.69	27.66	30.74
MICHIGAN.HUB	73.80	34.95	30.92	52.66	40.37	99.39	214.67	110.94	110.80	51.57	63.91	75.65	78.90	57.77	39.59	35.15	38.74	39.09	42.09	96.83	70.16	41.51	28.44	32.34
MINN.HUB	35.03	34.71	30.53	51.24	37.78	93.56	221.01	180.03	119.16	55.81	70.07	102.40	83.64	61.45	41.05	35.71	39.16	39.64	42.95	99.44	74.47	43.83	28.69	30.27
WPS	34.33	35.22	30.93	52.41	39.58	98.06	224.40	103.19	120.72	56.42	69.78	89.25	83.62	61.47	41.70	36.64	40.41	40.85	44.53	102.52	75.18	44.24	29.65	32.54
Forecasted(GW)	58.0	55.8	54.4	53.6	53.2	53.5	54.8	55.7	56.7	58.1	58.3	58.1	57.7	57.2	56.6	56.0	56.0	58.1	61.6	65.3	63.8	63.0	60.8	58.8
(RT) - (DA Load)	-1.93	-2.16	-2.05	-1.84	-0.71	0.77	2.82	3.97	3.39	2.25	2.47	1.17	2.45	2.27	1.57	0.74	0.43	0.10	-0.46	1.28	2.61	1.32	-0.20	-1.21



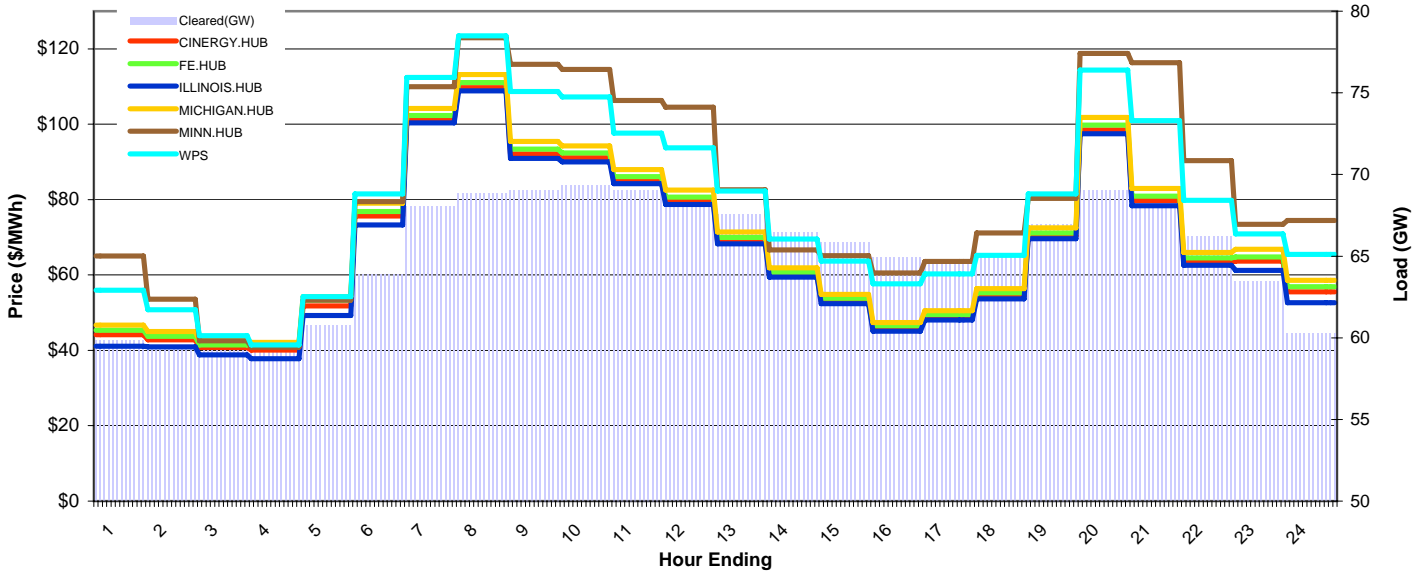
MISO Daily Report

Delivery Day: Tuesday, March 11, 2008

Price Color Codes: <=0 >=100 >=200

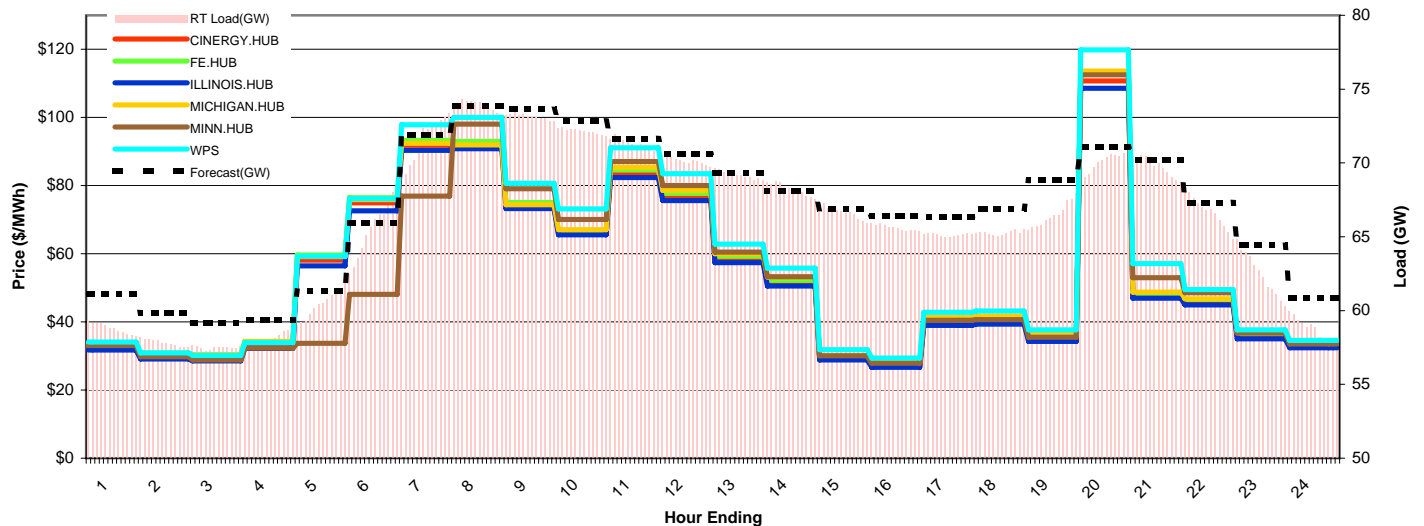
Day-Ahead Prices and Cleared Load

	HE1	HE2	HE3	HE4	HE5	HE6	HE7	HE8	HE9	HE10	HE11	HE12	HE13	HE14	HE15	HE16	HE17	HE18	HE19	HE20	HE21	HE22	HE23	HE24
CINERGY.HUB	44.12	42.78	40.76	40.08	51.76	75.63	101.12	109.71	92.12	91.11	85.00	79.61	69.02	60.00	53.07	45.71	48.76	54.39	70.27	98.48	79.70	63.55	63.70	55.57
FE.HUB	45.35	43.69	41.45	41.92	53.36	76.83	102.31	111.07	93.41	92.42	86.10	80.68	69.93	60.75	53.80	46.53	49.47	55.32	71.15	99.76	80.90	64.55	64.80	56.89
ILLINOIS.HUB	41.13	40.89	38.77	37.75	49.23	73.28	100.40	108.82	90.97	89.99	84.24	78.73	68.29	59.46	52.43	45.05	48.10	53.70	69.64	97.50	78.38	62.57	61.26	52.66
MICHIGAN.HUB	46.72	45.00	42.64	42.11	54.23	79.05	104.17	113.15	95.43	94.29	87.93	82.52	71.38	61.89	54.88	47.42	50.51	56.34	72.50	101.80	82.99	65.95	66.84	58.60
MINN.HUB	65.02	53.60	42.57	40.83	53.30	79.50	109.94	122.92	115.94	114.58	106.29	104.55	82.61	66.66	65.13	60.57	63.62	71.14	80.31	118.79	116.29	90.35	73.49	74.43
WPS	55.97	50.78	43.937	41.413	54.267	81.487	112.43	123.42	108.7	107.26	97.62	93.753	82.293	69.557	63.653	57.613	60.297	65.253	81.54	114.38	100.96	79.847	70.897	65.47
Cleared(GW)	59.8	59.4	59.3	59.6	60.7	63.9	68.0	68.8	69.0	69.3	69.1	68.6	67.6	66.5	65.8	64.9	64.8	65.2	67.0	69.0	68.2	66.2	63.5	60.3



Preliminary Real-Time Prices with Forecasted and Actual System Load

	HE1	HE2	HE3	HE4	HE5	HE6	HE7	HE8	HE9	HE10	HE11	HE12	HE13	HE14	HE15	HE16	HE17	HE18	HE19	HE20	HE21	HE22	HE23	HE24
CINERGY.HUB	32.48	29.89	29.43	33.26	58.11	74.98	91.86	91.74	73.92	65.95	83.19	76.39	58.13	51.15	29.18	27.11	39.79	40.21	35.06	110.73	47.52	45.71	35.84	33.45
FE.HUB	33.33	30.79	30.37	34.28	59.61	76.47	93.24	92.98	75.02	66.89	84.64	77.77	59.30	52.27	29.87	27.84	40.97	41.31	36.07	113.15	48.39	46.60	36.50	34.29
ILLINOIS.HUB	31.77	29.14	28.60	32.25	56.44	72.64	90.38	90.84	73.29	65.55	82.39	75.65	57.37	50.55	28.79	26.66	39.00	39.39	34.32	108.63	46.96	45.02	35.02	32.39
MICHIGAN.HUB	33.38	30.80	30.32	34.20	59.19	75.85	92.43	91.97	74.37	67.09	85.37	78.59	60.02	53.18	30.19	28.11	41.37	41.72	36.25	113.65	48.77	46.77	36.80	34.60
MINN.HUB	33.03	29.82	28.85	32.28	33.68	48.12	76.90	98.10	79.10	70.03	87.11	80.05	60.52	53.23	30.08	27.91	40.52	40.63	35.54	112.54	52.99	48.54	36.76	33.49
WPS	34.07	30.89	30.15	33.90	59.24	76.14	97.86	99.99	80.70	73.15	91.11	83.50	62.83	55.83	31.82	29.38	42.83	43.17	37.71	119.85	57.07	49.54	37.67	34.56
Forecasted(GW)	58.0	55.8	54.4	53.6	53.2	53.5	54.8	55.7	56.7	58.1	58.3	58.1	57.7	57.2	56.6	56.0	56.0	58.1	61.6	65.3	63.8	63.0	60.8	58.8
(RT) - (DA Load)	-1.07	-1.57	-1.85	-1.51	-0.35	1.68	3.47	5.02	4.09	2.81	2.27	1.57	1.61	1.73	0.82	0.69	0.31	0.09	-0.51	0.98	1.58	0.49	-1.01	-1.57



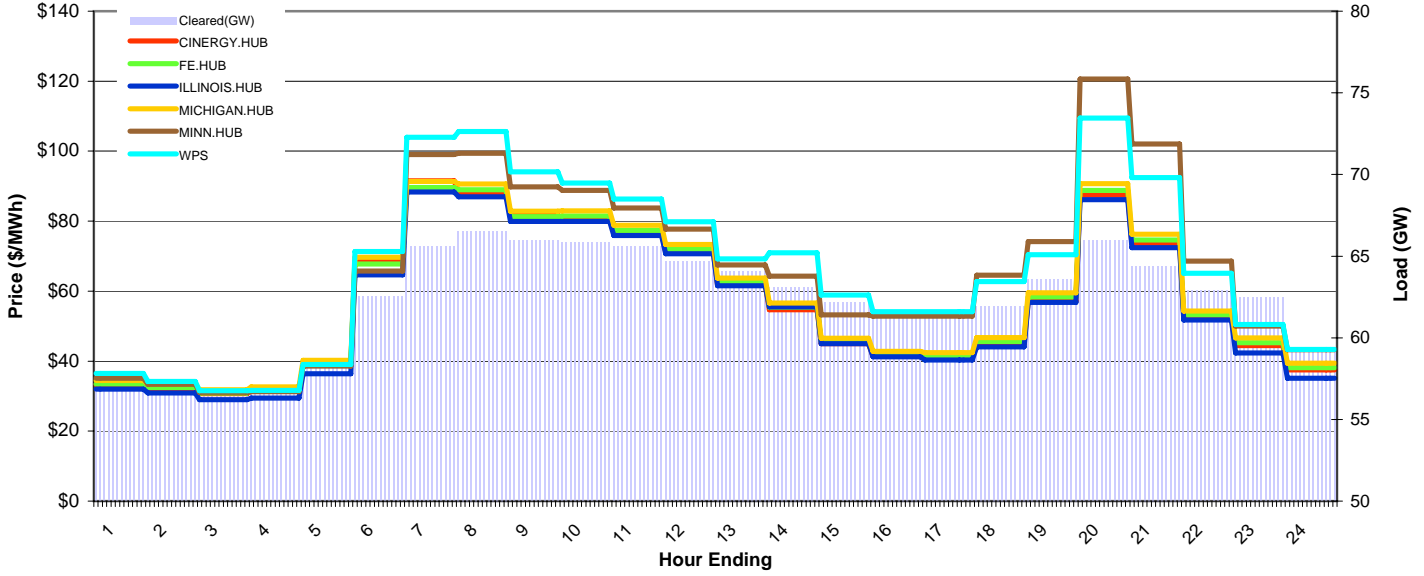
MISO Daily Report

Delivery Day: Wednesday, March 12, 2008

Price Color Codes: ≤0 ≥100 ≥200

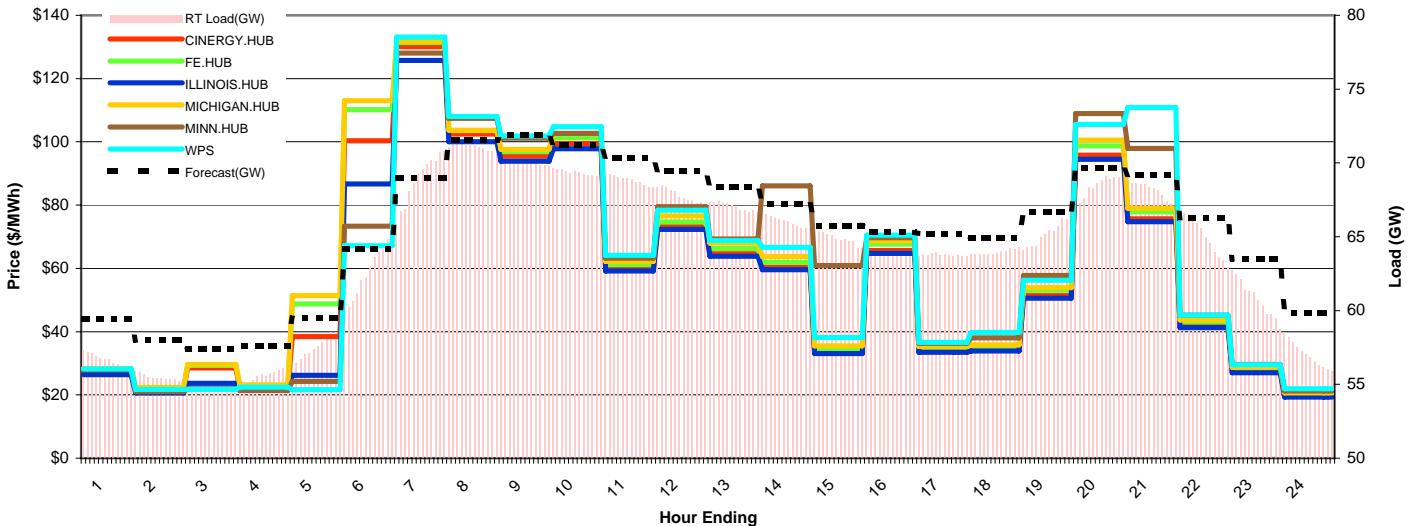
Day-Ahead Prices and Cleared Load

	HE1	HE2	HE3	HE4	HE5	HE6	HE7	HE8	HE9	HE10	HE11	HE12	HE13	HE14	HE15	HE16	HE17	HE18	HE19	HE20	HE21	HE22	HE23	HE24
CINERGY.HUB	33.25	32.23	30.71	31.44	39.11	68.62	91.57	87.89	81.62	80.48	76.59	71.14	61.85	54.70	45.00	41.29	40.94	44.88	57.13	87.42	73.46	52.46	44.47	37.50
FE.HUB	33.51	32.50	30.93	31.69	39.11	67.76	89.61	88.93	81.33	81.48	77.37	72.00	62.59	55.38	45.59	41.87	41.55	45.67	58.37	88.77	74.62	53.23	45.25	38.17
ILLINOIS.HUB	31.97	30.91	29.03	29.45	36.38	64.66	88.33	87.00	79.88	79.93	75.94	70.65	61.52	55.48	45.02	41.28	40.33	44.06	56.82	86.18	72.41	51.76	42.37	35.13
MICHIGAN.HUB	34.50	33.44	31.83	32.61	40.24	69.71	91.32	90.65	82.87	82.98	78.79	73.32	63.74	56.63	46.58	42.81	42.44	46.72	59.57	90.67	76.23	54.34	46.63	39.37
MINN.HUB	35.14	33.39	31.08	31.31	38.61	65.72	98.99	99.44	89.76	88.77	83.78	77.70	67.46	64.25	53.19	52.83	52.85	64.54	74.15	120.61	102.02	68.55	50.02	43.23
WPS	36.503	34.157	31.573	31.65	39.01	71.347	104.01	105.65	94.05	90.917	86.307	79.81	69.207	70.947	58.917	54.147	54.117	62.687	70.433	109.43	92.493	65.117	50.477	43.313
Cleared(GW)	57.8	57.2	56.6	56.9	58.6	62.5	65.6	66.5	65.9	65.9	65.6	64.7	64.1	63.1	62.2	61.6	61.5	62.0	63.6	66.0	64.4	62.9	62.5	59.3



Preliminary Real-Time Prices with Forecasted and Actual System Load

	HE1	HE2	HE3	HE4	HE5	HE6	HE7	HE8	HE9	HE10	HE11	HE12	HE13	HE14	HE15	HE16	HE17	HE18	HE19	HE20	HE21	HE22	HE23	HE24
CINERGY.HUB	27.42	21.57	28.54	22.30	38.44	100.37	130.09	102.43	95.49	99.46	59.93	73.20	64.68	60.31	33.48	65.65	33.88	34.24	51.42	95.80	75.62	41.78	27.53	19.82
FE.HUB	28.10	22.12	29.29	22.93	48.80	110.11	131.42	103.54	96.89	101.29	61.18	74.68	66.24	61.88	34.48	67.65	34.79	35.12	53.14	98.73	77.87	43.07	28.42	20.50
ILLINOIS.HUB	26.43	20.64	23.68	21.42	26.15	86.69	125.69	100.02	93.87	97.84	59.20	72.29	63.83	59.55	33.05	64.77	33.51	33.87	50.60	94.46	74.79	41.23	27.05	19.33
MICHIGAN.HUB	28.33	22.38	29.63	23.16	51.36	113.04	131.81	103.65	97.57	102.69	62.20	76.61	68.01	63.73	35.50	68.70	35.32	35.77	53.92	100.58	79.05	43.69	28.77	20.68
MINN.HUB	27.88	21.06	22.00	21.45	24.26	73.35	128.03	107.40	101.20	102.63	63.22	79.51	69.30	86.06	60.94	69.74	36.30	37.99	57.81	108.97	97.95	45.21	29.60	21.21
WPS	28.26	21.78	21.77	22.48	21.70	67.16	133.08	108.07	101.87	104.81	64.08	78.39	68.83	66.67	38.09	70.53	36.64	39.76	56.25	105.53	110.87	45.25	29.49	21.97
Forecasted(GW)	58.0	55.8	54.4	53.6	53.2	53.5	54.8	55.7	56.7	58.1	58.3	58.1	57.7	57.2	56.6	56.0	56.0	58.1	61.6	65.3	63.8	63.0	60.8	58.8
(RT) - (DA Load)	-1.19	-1.68	-1.59	-1.27	-1.09	0.03	3.29	4.51	4.24	3.47	3.24	3.08	2.94	2.91	2.71	2.40	2.27	2.00	1.61	2.46	3.71	2.18	-1.66	-2.29



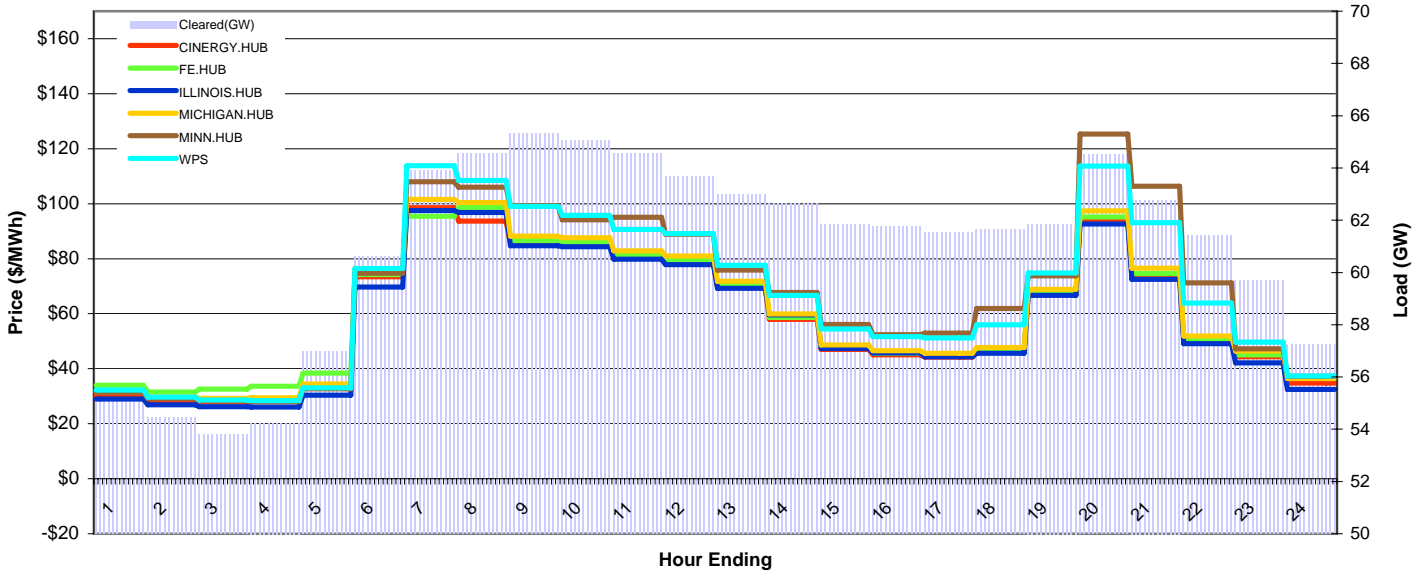
MISO Daily Report

Delivery Day: Thursday, March 13, 2008

Price Color Codes: ≤0 ≥100 ≥200

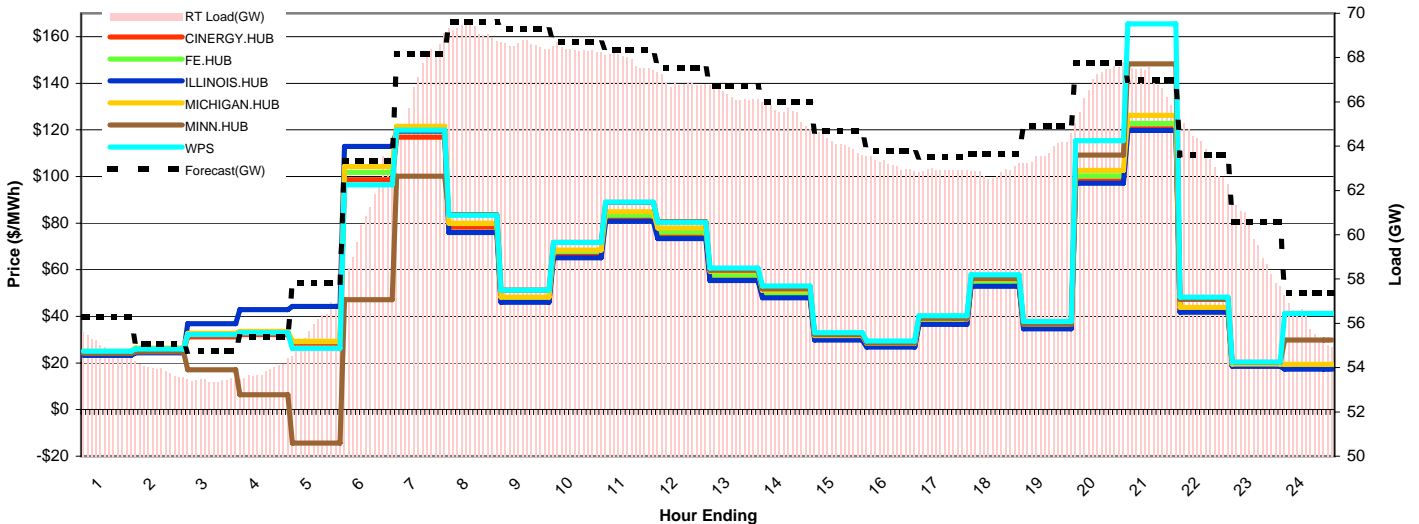
Day-Ahead Prices and Cleared Load

	HE1	HE2	HE3	HE4	HE5	HE6	HE7	HE8	HE9	HE10	HE11	HE12	HE13	HE14	HE15	HE16	HE17	HE18	HE19	HE20	HE21	HE22	HE23	HE24
CINERGY.HUB	30.09	28.37	27.91	28.08	32.88	73.38	98.61	93.67	85.53	85.00	80.42	78.54	69.75	58.00	47.07	45.07	44.22	46.07	67.29	93.90	73.60	50.00	44.33	34.80
FE.HUB	34.01	31.53	32.63	33.60	38.41	74.28	95.40	98.64	86.60	86.00	81.37	79.49	70.56	58.63	47.64	45.58	44.76	46.81	67.65	95.20	74.65	50.78	45.03	36.57
ILLINOIS.HUB	29.04	26.93	26.20	26.11	30.42	69.76	97.54	96.84	84.74	84.37	79.84	77.89	69.26	59.54	47.40	45.78	44.36	45.67	66.65	92.64	72.49	49.17	42.17	32.46
MICHIGAN.HUB	31.44	29.67	29.23	29.41	34.43	75.55	101.64	100.43	88.25	87.58	82.87	80.97	71.84	59.91	48.62	46.53	45.67	47.72	68.89	97.38	76.53	51.90	46.41	36.45
MINN.HUB	31.48	29.09	28.26	28.10	32.70	74.74	107.97	106.02	99.21	94.15	95.11	88.88	75.84	67.78	56.11	52.40	53.00	61.89	73.82	125.30	106.38	71.18	47.23	37.30
WPS	32.247	29.627	28.667	28.417	33.007	76.493	113.85	108.42	99.067	95.783	90.623	89.127	77.563	66.687	54.433	51.64	51.22	55.97	74.8	113.65	93.113	63.897	49.75	37.41
Cleared(GW)	55.4	54.5	53.8	54.2	57.0	60.6	63.9	64.6	65.3	65.1	64.6	63.7	63.0	62.6	61.8	61.8	61.5	61.6	61.9	64.5	62.8	61.4	59.7	57.2



Preliminary Real-Time Prices with Forecasted and Actual System Load

	HE1	HE2	HE3	HE4	HE5	HE6	HE7	HE8	HE9	HE10	HE11	HE12	HE13	HE14	HE15	HE16	HE17	HE18	HE19	HE20	HE21	HE22	HE23	HE24
CINERGY.HUB	23.93	25.11	31.27	32.21	28.45	98.60	116.84	78.30	46.96	66.55	82.29	75.21	56.17	48.54	30.15	27.15	37.12	53.55	35.08	98.06	120.44	42.05	18.72	18.18
FE.HUB	24.75	25.99	32.26	32.97	29.10	101.81	119.45	79.80	48.02	67.80	83.42	76.03	57.65	49.68	30.90	27.81	38.05	54.91	35.94	100.22	122.73	42.95	19.20	18.88
ILLINOIS.HUB	23.27	24.33	36.87	42.89	44.20	112.95	119.44	75.92	46.07	65.13	80.76	73.33	55.41	48.02	29.83	26.81	36.61	52.85	34.58	97.16	119.78	41.77	18.54	17.32
MICHIGAN.HUB	24.97	26.36	32.75	33.49	29.33	104.24	121.58	79.96	48.28	68.36	84.86	77.95	59.32	51.11	31.71	28.47	38.88	55.97	36.67	102.60	126.27	43.89	19.51	19.34
MINN.HUB	24.02	24.70	17.01	6.30	-14.43	47.13	100.06	83.66	51.19	71.65	88.87	80.58	59.83	51.79	32.10	28.55	39.17	56.15	36.68	109.24	148.32	47.24	20.21	29.90
WPS	25.05	26.05	32.19	32.97	26.22	96.37	119.87	83.35	51.22	71.72	89.04	80.31	60.69	52.99	32.96	29.41	40.23	57.86	37.80	115.31	165.46	48.20	20.34	41.24
Forecasted(GW)	58.0	55.8	54.4	53.6	53.2	53.5	54.8	55.7	56.7	58.1	58.3	58.1	57.7	57.2	56.6	56.0	56.0	58.1	61.6	65.3	63.8	63.0	60.8	58.8
(RT) - (DA Load)	-0.40	-0.55	-0.36	-0.39	-0.99	0.46	3.05	4.64	3.27	3.32	3.30	3.22	3.36	2.89	2.32	1.43	1.38	1.20	1.92	2.41	4.19	2.43	0.01	-1.23



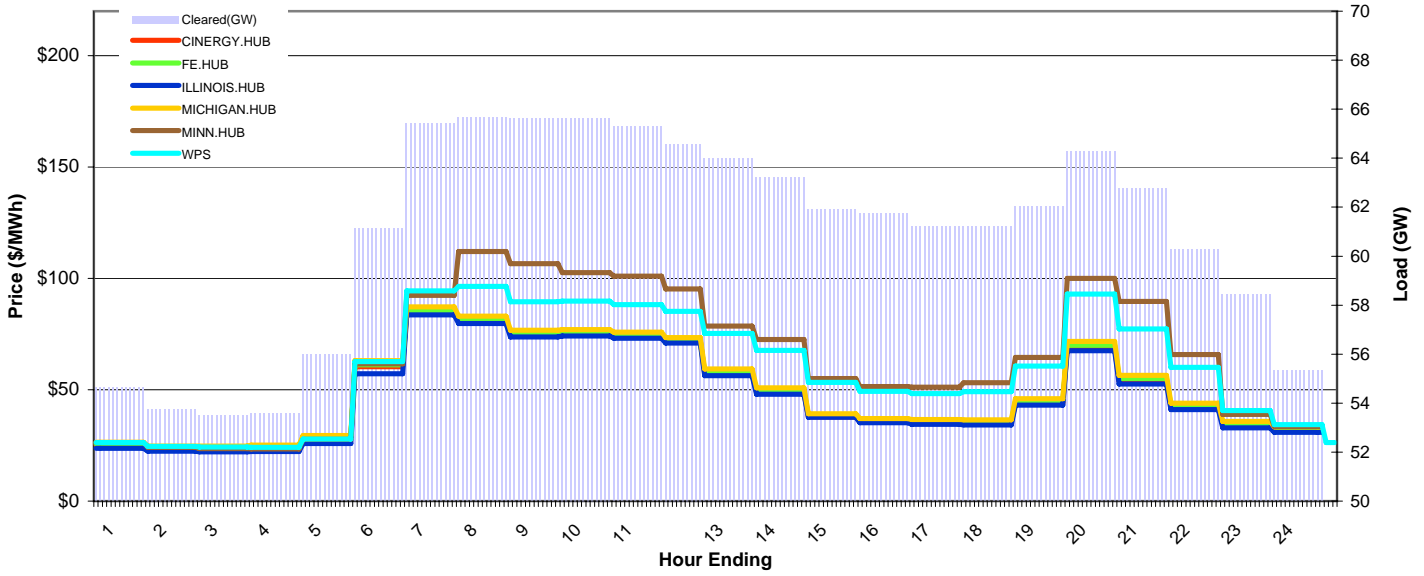
MISO Daily Report

Delivery Day: Friday, March 14, 2008

Price Color Codes: <=0 >=100 >=200

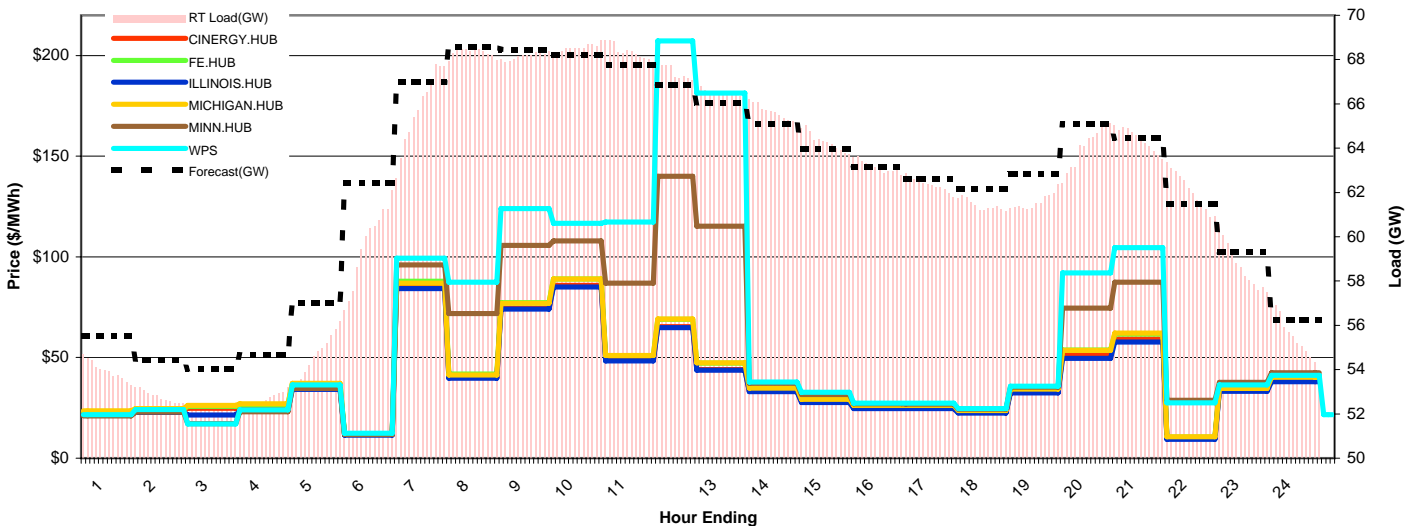
Day-Ahead Prices and Cleared Load

	HE1	HE2	HE3	HE4	HE5	HE6	HE7	HE8	HE9	HE10	HE11	HE12	HE13	HE14	HE15	HE16	HE17	HE18	HE19	HE20	HE21	HE22	HE23	HE24
CINERGY.HUB	25.25	23.59	23.67	24.06	28.25	60.34	85.41	81.00	75.00	75.48	74.53	72.33	57.22	48.88	37.73	35.67	35.15	35.01	44.09	68.85	53.95	42.03	34.16	31.92
FE.HUB	25.65	23.96	24.04	24.43	28.73	61.24	85.55	81.42	75.20	75.35	74.09	72.00	58.09	49.66	38.33	36.25	35.73	35.62	44.85	70.01	55.01	42.80	34.76	32.42
ILLINOIS.HUB	23.73	22.39	22.20	22.31	25.90	57.13	83.56	79.72	73.72	74.10	73.08	70.97	56.30	47.94	37.72	35.19	34.43	34.24	43.16	67.47	52.55	41.04	32.91	30.93
MICHIGAN.HUB	26.40	24.65	24.73	25.14	29.52	63.06	87.16	83.12	76.79	77.09	75.85	73.50	59.36	50.84	39.27	37.13	36.58	36.50	45.94	71.69	56.47	43.90	35.85	33.35
MINN.HUB	26.26	24.18	23.53	23.36	27.75	61.65	92.33	112.03	106.66	102.53	101.03	95.25	78.60	72.55	54.98	51.43	51.14	53.21	64.46	100.00	89.65	65.75	38.90	33.55
WPS	26.233	24.62	24.23	24.187	27.913	62.707	94.403	96.483	89.503	89.843	88.187	85.163	75.283	67.653	53.307	49.31	48.297	49.15	60.7	92.973	77.26	60.023	40.67	34.387
Cleared(GW)	54.7	53.8	53.5	53.6	56.0	61.1	65.4	65.7	65.6	65.6	65.3	64.6	64.0	63.2	61.9	61.7	61.2	61.2	62.0	64.3	62.8	60.3	58.4	55.3



Preliminary Real-Time Prices with Forecasted and Actual System Load

	HE1	HE2	HE3	HE4	HE5	HE6	HE7	HE8	HE9	HE10	HE11	HE12	HE13	HE14	HE15	HE16	HE17	HE18	HE19	HE20	HE21	HE22	HE23	HE24
CINERGY.HUB	22.42	23.32	24.87	25.51	35.21	11.78	84.98	40.04	74.45	85.89	48.57	65.32	44.10	33.44	28.12	25.14	25.21	22.78	33.09	51.11	59.12	9.92	33.76	38.94
FE.HUB	23.17	24.17	25.75	26.48	36.65	12.26	87.90	41.86	77.30	89.04	50.93	68.94	47.20	34.73	29.20	26.18	26.35	23.80	34.60	53.65	61.72	10.51	35.02	40.41
ILLINOIS.HUB	21.43	22.81	21.44	23.57	34.20	11.48	84.18	39.78	74.00	85.09	48.33	64.90	43.68	33.04	27.71	24.67	24.68	22.35	32.45	49.60	57.78	9.38	33.16	37.95
MICHIGAN.HUB	23.52	24.66	26.27	27.02	37.23	12.25	86.94	41.34	76.99	88.96	50.97	69.11	47.37	34.79	29.24	26.23	26.26	23.64	34.29	53.54	62.19	10.64	34.72	40.20
MINN.HUB	21.01	22.88	17.16	23.03	34.65	11.81	95.94	71.78	105.63	107.92	87.00	140.05	115.21	37.13	31.69	26.98	26.94	24.29	35.36	74.60	87.41	28.84	37.75	42.43
WPS	21.66	24.21	16.95	23.97	36.46	12.40	99.35	87.42	123.95	116.73	117.37	207.24	181.37	37.89	32.75	27.29	27.29	24.65	35.76	92.00	104.61	27.47	36.38	41.19
Forecasted(GW)	58.0	55.8	54.4	53.6	53.2	53.5	54.8	55.7	56.7	58.1	58.3	58.1	57.7	57.2	56.6	56.0	56.0	58.1	61.6	65.3	63.8	63.0	60.8	58.8
(RT) - (DA Load)	-0.71	-0.98	-1.21	-0.98	-1.37	-1.48	0.38	2.63	2.53	2.88	3.05	2.86	2.57	2.42	2.39	1.42	1.13	0.22	-0.45	-0.22	1.64	1.80	0.22	0.11



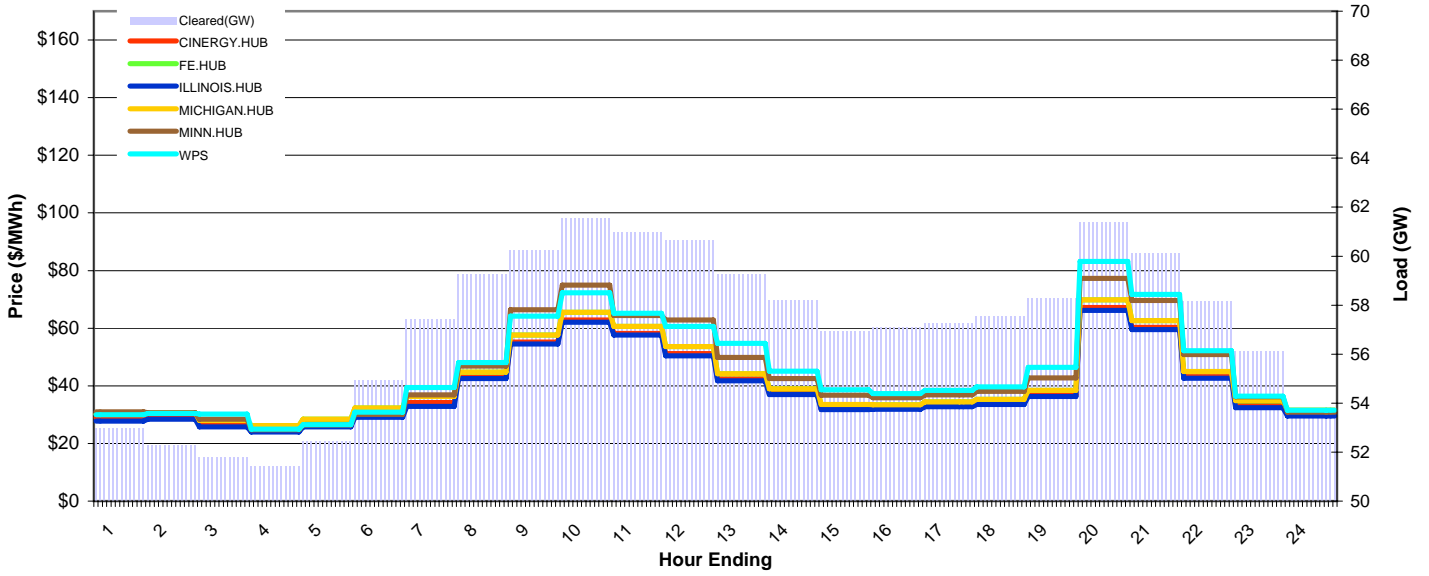
MISO Daily Report

Delivery Day: Saturday, March 15, 2008

Price Color Codes: <=0 >=100 >=200

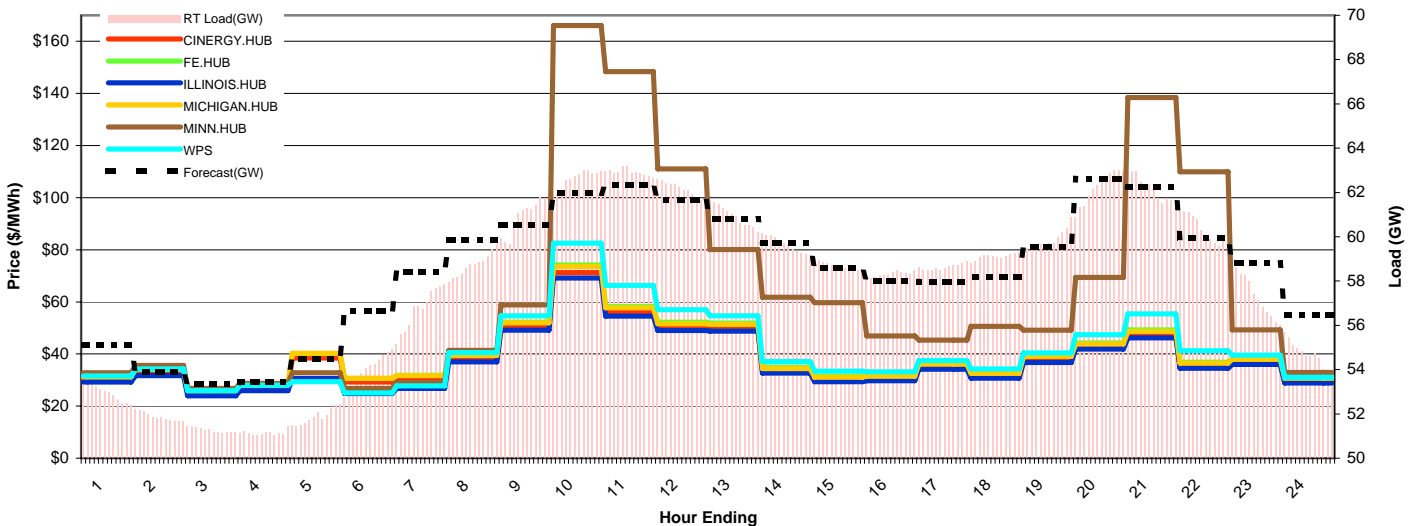
Day-Ahead Prices and Cleared Load

	HE1	HE2	HE3	HE4	HE5	HE6	HE7	HE8	HE9	HE10	HE11	HE12	HE13	HE14	HE15	HE16	HE17	HE18	HE19	HE20	HE21	HE22	HE23	HE24
CINERGY.HUB	29.02	29.58	27.01	25.28	27.47	31.23	34.17	42.93	55.20	62.86	58.21	51.17	42.40	37.47	32.19	32.18	33.10	33.96	36.87	67.13	60.25	43.21	33.29	30.49
FE.HUB	30.19	30.64	28.00	26.17	28.46	32.33	36.35	44.78	57.65	65.50	60.61	53.62	44.14	38.96	33.47	33.43	34.39	35.29	38.37	69.83	62.64	44.93	34.79	31.57
ILLINOIS.HUB	27.73	28.41	25.72	23.99	25.81	29.11	32.91	42.52	54.48	62.08	57.61	50.44	41.74	36.99	31.78	31.82	32.73	33.57	36.33	66.20	59.51	42.65	32.37	29.51
MICHIGAN.HUB	30.22	30.66	28.03	26.18	28.45	32.34	36.33	44.76	57.68	65.52	60.59	53.66	44.20	38.98	33.48	33.43	34.40	35.30	38.40	69.88	62.65	44.95	34.82	31.58
MINN.HUB	30.95	30.64	28.48	24.74	26.40	30.05	36.83	46.90	66.35	75.00	64.42	62.88	49.87	42.53	36.74	35.84	36.88	38.06	42.79	77.28	69.59	50.83	36.23	30.90
WPS	30.02	30.48	30.16	24.96	26.487	30.847	39.45	48.07	64.167	72.317	65.16	60.6	54.797	45.123	38.64	37.277	38.37	39.61	46.413	83.147	71.697	52.147	36.41	31.507
Cleared(GW)	53.0	52.3	51.8	51.4	52.4	54.9	57.4	59.3	60.2	61.5	61.0	60.6	59.3	58.2	56.9	57.1	57.2	57.5	58.3	61.4	60.1	58.2	56.1	53.7



Preliminary Real-Time Prices with Forecasted and Actual System Load

	HE1	HE2	HE3	HE4	HE5	HE6	HE7	HE8	HE9	HE10	HE11	HE12	HE13	HE14	HE15	HE16	HE17	HE18	HE19	HE20	HE21	HE22	HE23	HE24
CINERGY.HUB	30.14	32.81	24.83	26.88	38.50	29.27	30.49	38.16	50.48	71.21	55.98	50.35	50.05	33.48	30.14	30.57	34.99	31.43	37.64	42.60	47.04	35.14	36.64	29.51
FE.HUB	31.34	34.12	25.80	27.93	40.12	30.58	31.78	39.60	52.25	74.21	58.23	52.25	51.82	34.86	31.44	31.82	36.38	32.76	39.56	44.26	49.22	36.79	38.03	30.59
ILLINOIS.HUB	29.18	31.69	23.99	25.95	30.58	24.80	26.83	36.99	49.08	69.10	54.53	49.03	48.77	32.63	29.32	29.74	34.09	30.68	36.78	41.91	46.21	34.51	36.05	28.87
MICHIGAN.HUB	31.20	34.10	25.93	28.05	40.29	30.65	31.71	39.49	51.92	73.55	57.70	51.64	51.29	34.41	31.06	31.44	36.06	32.54	39.00	43.82	48.65	36.50	37.99	30.72
MINN.HUB	32.80	35.62	26.72	28.74	32.85	26.79	29.07	41.38	58.78	166.12	148.42	111.02	80.05	61.75	59.74	46.96	45.38	50.63	49.12	69.36	138.42	109.93	49.29	32.94
WPS	31.52	34.27	25.93	27.98	29.31	25.10	27.75	40.59	54.67	82.52	66.31	57.00	54.72	37.06	33.47	33.15	37.50	34.22	40.41	47.47	55.37	41.32	39.55	31.04
Forecasted(GW)	58.0	55.8	54.4	53.6	53.2	53.5	54.8	55.7	56.7	58.1	58.3	58.1	57.7	57.2	56.6	56.0	56.0	58.1	61.6	65.3	63.8	63.0	60.8	58.8
(RT) - (DA Load)	0.07	-0.42	-0.52	-0.26	-0.56	-0.98	-0.68	-0.54	0.72	1.08	1.95	1.48	1.68	1.45	1.73	1.23	1.39	1.55	1.55	0.87	2.04	2.17	1.26	0.98



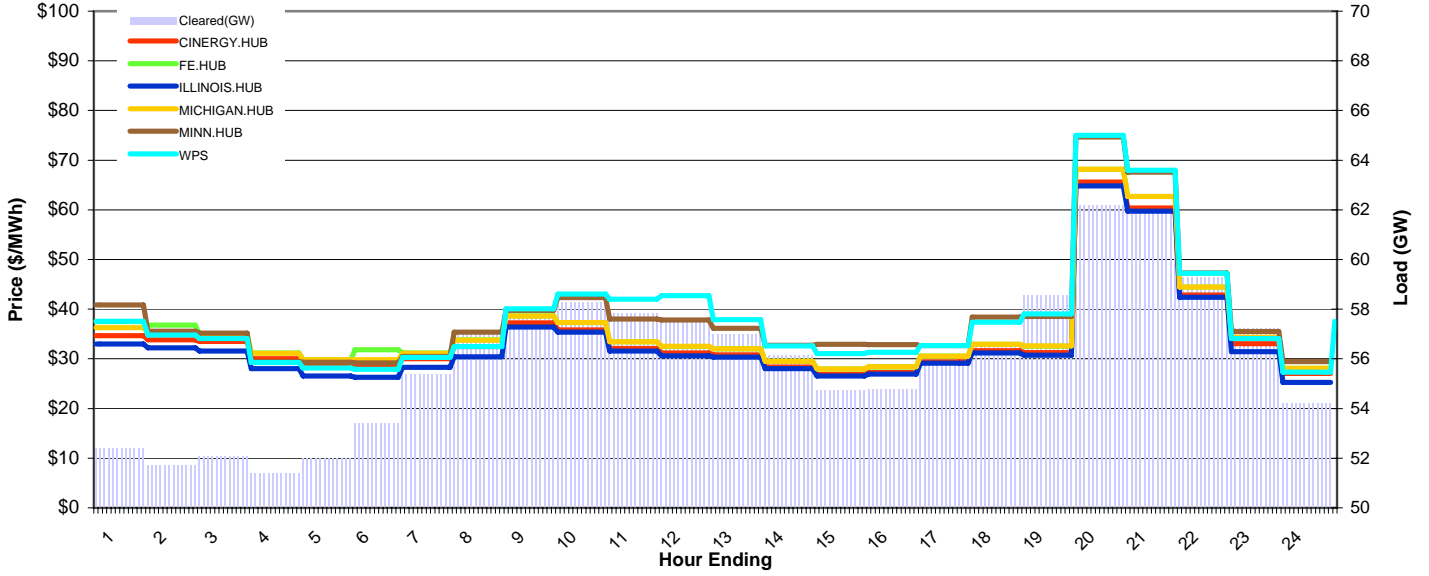
MISO Daily Report

Delivery Day: Sunday, March 16, 2008

Price Color Codes: ≤0 ≥100 ≥200

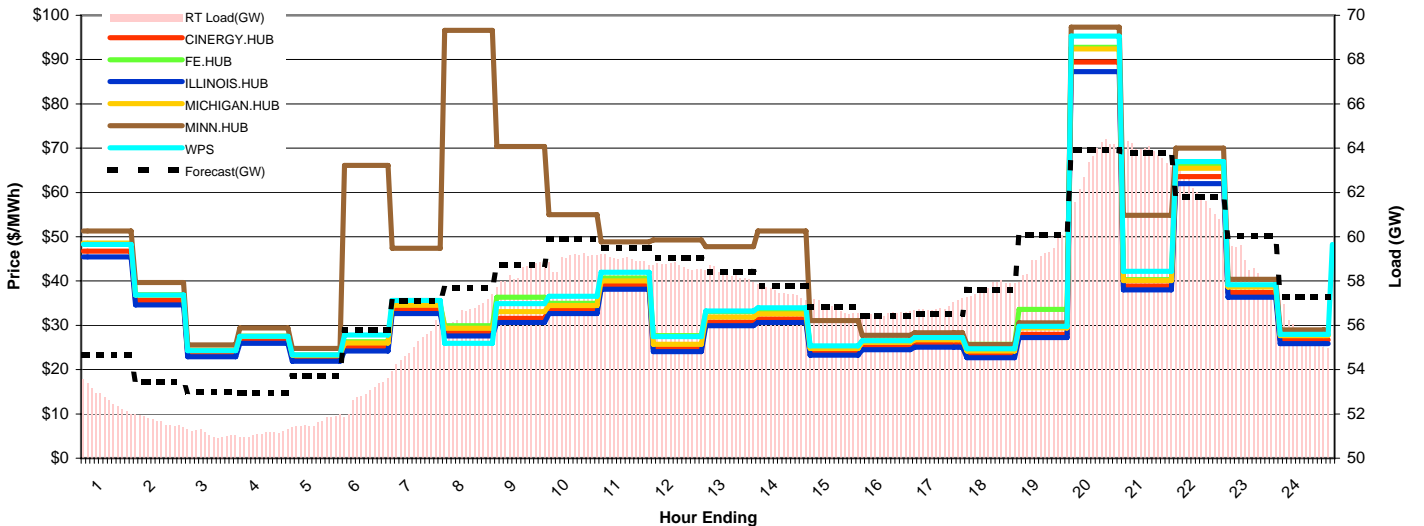
Day-Ahead Prices and Cleared Load

	HE1	HE2	HE3	HE4	HE5	HE6	HE7	HE8	HE9	HE10	HE11	HE12	HE13	HE14	HE15	HE16	HE17	HE18	HE19	HE20	HE21	HE22	HE23	HE24
CINERGY.HUB	34.64	33.83	33.53	30.05	28.74	28.63	30.01	32.50	37.22	35.83	32.06	31.17	30.77	28.37	26.87	27.28	29.41	31.63	31.25	65.58	60.38	42.82	33.08	27.06
FE.HUB	37.47	36.77	34.95	31.19	29.85	31.80	31.19	33.83	38.63	37.28	33.41	32.45	32.02	29.49	27.96	28.38	30.54	32.92	32.55	68.14	62.70	44.45	34.30	28.08
ILLINOIS.HUB	33.00	32.19	31.59	28.04	26.52	26.30	28.28	30.44	36.40	35.35	31.54	30.60	30.34	28.04	26.52	26.94	29.12	31.19	30.75	64.85	59.76	42.41	31.42	25.23
MICHIGAN.HUB	36.25	35.17	34.80	31.13	29.82	29.81	31.14	33.74	38.62	37.30	33.43	32.55	32.05	29.50	27.98	28.39	30.53	32.95	32.60	68.15	62.70	44.43	34.33	28.11
MINN.HUB	40.87	35.55	35.21	29.43	29.31	29.18	30.48	35.35	39.77	42.35	38.03	37.79	36.17	32.74	32.92	32.88	32.68	38.38	38.55	74.66	67.58	47.32	35.52	29.44
WPS	37.56	34.813	34.087	29.27	28.127	27.87	30.253	32.463	40.087	43.02	41.983	42.73	37.893	32.63	31.083	31.34	32.653	37.377	39.04	75.03	67.953	47.217	34.117	27.337
Cleared(GW)	52.4	51.7	52.1	51.4	52.0	53.4	55.4	57.0	57.9	58.3	57.8	57.5	57.0	56.1	54.7	54.8	55.7	56.7	58.6	62.2	61.9	59.3	57.2	54.2



Preliminary Real-Time Prices with Forecasted and Actual System Load

	HE1	HE2	HE3	HE4	HE5	HE6	HE7	HE8	HE9	HE10	HE11	HE12	HE13	HE14	HE15	HE16	HE17	HE18	HE19	HE20	HE21	HE22	HE23	HE24
CINERGY.HUB	46.72	35.61	23.55	26.64	22.50	25.02	33.54	28.56	31.61	33.62	39.19	24.74	30.71	31.44	23.81	25.06	25.76	23.33	27.97	89.43	38.88	63.59	37.45	26.76
FE.HUB	48.46	36.89	24.36	27.51	23.25	26.33	34.76	29.94	36.35	34.97	40.67	27.65	33.12	33.26	25.13	26.54	27.55	25.71	33.58	92.77	40.29	65.86	38.94	27.83
ILLINOIS.HUB	45.44	34.60	22.90	25.92	21.89	24.17	32.64	27.62	30.65	32.67	38.16	24.09	29.92	30.61	23.24	24.46	25.06	22.70	27.26	87.28	37.99	62.00	36.37	25.85
MICHIGAN.HUB	48.55	36.86	24.35	27.55	23.28	26.02	34.55	29.30	33.12	34.47	40.02	25.69	31.84	32.61	24.79	26.12	26.76	24.24	29.44	92.43	40.07	65.49	38.67	27.69
MINN.HUB	51.32	39.65	25.57	29.42	24.79	66.09	47.40	96.62	70.39	55.00	48.82	49.26	47.79	51.30	31.10	27.78	28.34	25.64	30.53	97.34	54.81	70.04	40.38	28.97
WPS	48.25	36.88	24.27	27.56	23.34	27.78	35.64	25.93	34.92	36.57	42.01	27.49	33.26	33.94	25.39	26.53	27.25	24.71	29.74	95.33	42.17	67.00	39.13	27.98
Forecasted(GW)	58.0	55.8	54.4	53.6	53.2	53.5	54.8	55.7	56.7	58.1	58.3	58.1	57.7	57.2	56.6	56.0	56.0	58.1	61.6	65.3	63.8	63.0	60.8	58.8
(RT) - (DA Load)	0.31	-0.07	-0.97	-0.28	-0.37	-0.53	-0.26	-0.32	0.46	0.72	1.15	1.18	1.31	1.37	2.07	1.77	1.11	1.03	0.66	1.15	1.98	2.58	1.32	1.55



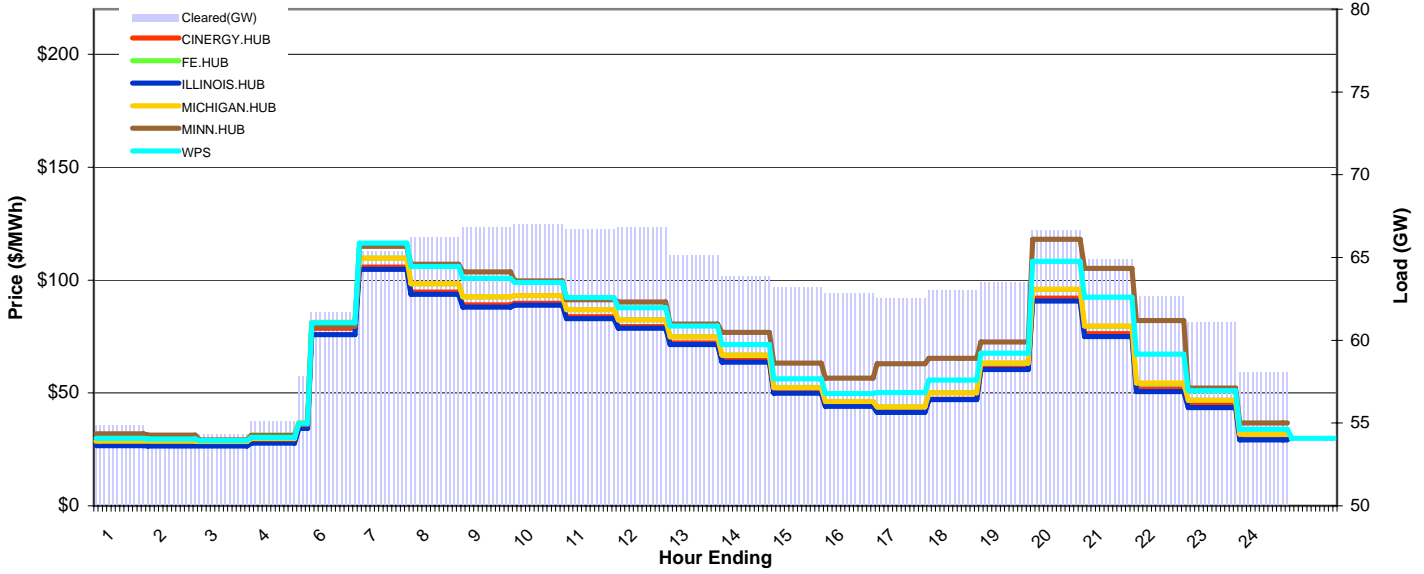
MISO Daily Report

Delivery Day: Monday, March 17, 2008

Price Color Codes: <=0 >=100 >=200

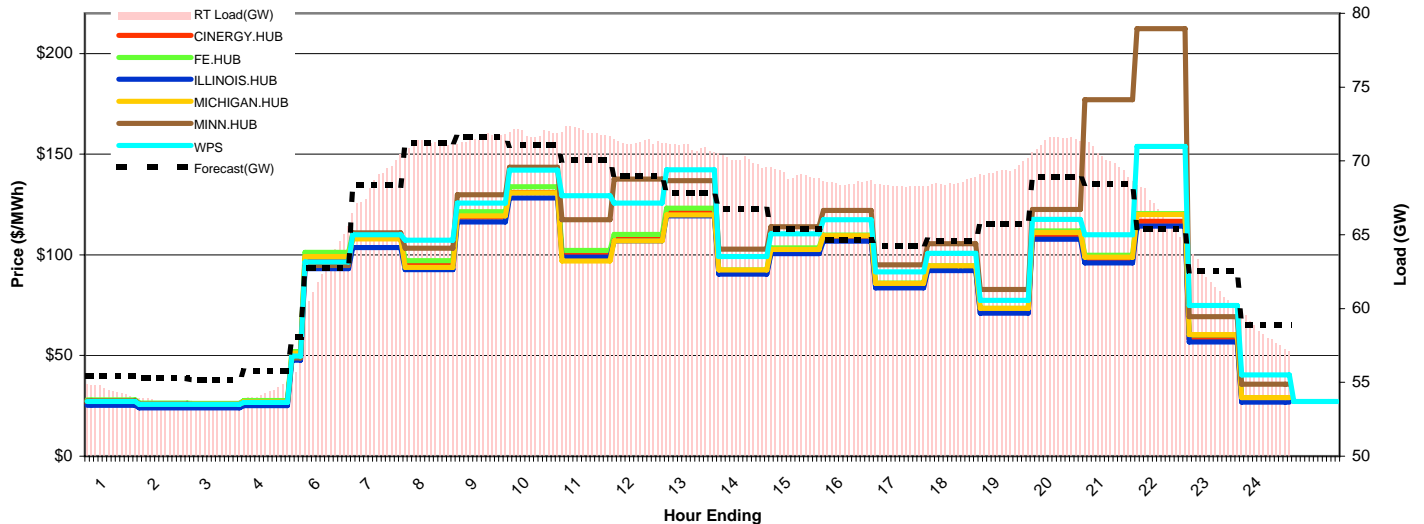
Day-Ahead Prices and Cleared Load

	HE1	HE2	HE3	HE4	HE5	HE6	HE7	HE8	HE9	HE10	HE11	HE12	HE13	HE14	HE15	HE16	HE17	HE18	HE19	HE20	HE21	HE22	HE23	HE24
CINERGY.HUB	27.60	27.54	27.48	28.60	35.55	78.73	105.76	94.72	89.05	89.72	83.75	79.41	72.16	64.31	50.41	44.52	42.00	47.23	60.90	92.00	76.29	51.76	45.10	30.45
FE.HUB	28.67	28.60	28.49	31.27	36.82	81.23	109.78	98.40	92.55	93.15	86.94	82.45	74.92	66.80	52.38	46.26	43.79	50.24	63.26	95.80	79.55	54.16	46.79	31.63
ILLINOIS.HUB	26.58	26.55	26.55	27.75	34.35	75.82	104.77	93.73	88.04	88.88	82.97	78.66	71.48	63.70	49.93	44.09	41.39	47.06	60.33	90.70	75.05	50.62	43.46	29.27
MICHIGAN.HUB	28.69	28.61	28.50	29.76	36.81	81.24	109.71	98.37	92.56	93.09	86.88	82.40	74.87	66.75	52.34	46.23	43.84	50.04	63.22	95.90	79.70	54.38	46.82	31.69
MINN.HUB	31.93	31.28	29.14	31.14	36.02	79.48	114.96	107.08	103.57	99.69	91.25	90.34	80.53	76.78	63.29	56.63	62.88	65.32	72.57	118.03	105.25	82.14	52.17	36.72
WPS	29.97	29.70	28.87	30.37	36.54	81.04	116.44	105.99	100.85	98.97	92.23	87.77	79.63	71.39	56.22	49.72	50.25	55.75	67.59	108.24	92.36	67.16	50.96	33.87
Cleared(GW)	54.9	54.4	54.3	55.1	57.9	61.7	65.4	66.2	66.8	67.0	66.7	66.8	65.1	63.9	63.2	62.8	62.5	63.0	63.5	66.6	64.9	62.7	61.1	58.1



Preliminary Real-Time Prices with Forecasted and Actual System Load

	HE1	HE2	HE3	HE4	HE5	HE6	HE7	HE8	HE9	HE10	HE11	HE12	HE13	HE14	HE15	HE16	HE17	HE18	HE19	HE20	HE21	HE22	HE23	HE24
CINERGY.HUB	26.30	24.93	24.94	26.08	49.94	98.41	108.51	94.79	118.75	130.93	100.46	108.36	121.12	91.27	101.68	108.06	84.52	93.07	71.88	109.28	97.43	116.61	58.23	27.89
FE.HUB	27.90	26.32	26.26	27.64	52.02	101.32	110.09	97.19	121.42	133.83	102.26	110.10	123.21	92.59	103.42	109.83	86.00	94.66	73.41	111.93	99.87	120.44	60.17	29.11
ILLINOIS.HUB	25.33	24.00	23.98	25.07	47.63	93.14	103.66	92.71	116.28	128.23	98.93	106.94	119.33	90.39	100.57	106.79	83.54	92.16	71.06	107.75	96.00	114.29	56.71	26.92
MICHIGAN.HUB	27.36	25.88	25.85	27.04	51.20	99.27	107.87	93.75	119.36	130.85	96.94	106.98	119.89	92.55	102.75	109.52	85.84	94.53	73.42	111.18	98.88	120.02	60.43	29.16
MINN.HUB	27.53	25.96	25.78	26.63	48.75	94.67	110.93	103.40	129.83	143.48	117.40	137.69	136.84	102.81	114.02	122.09	95.00	105.56	82.84	122.62	177.06	212.32	69.25	35.81
WPS	27.18	25.76	25.68	26.77	49.80	96.42	110.08	107.33	125.70	142.13	129.36	125.78	142.29	99.24	110.43	117.52	91.61	100.74	77.42	117.56	109.93	153.93	74.90	40.30
Forecasted(GW)	58.0	55.8	54.4	53.6	53.2	53.5	54.8	55.7	56.7	58.1	58.3	58.1	57.7	57.2	56.6	56.0	56.0	58.1	61.6	65.3	63.8	63.0	60.8	58.8
(RT) - (DA Load)	-0.45	-0.67	-0.64	-0.81	-1.96	1.16	3.19	4.87	4.69	4.85	5.28	4.44	5.79	6.15	5.85	5.71	5.76	5.53	5.89	4.70	5.17	3.91	0.67	0.21



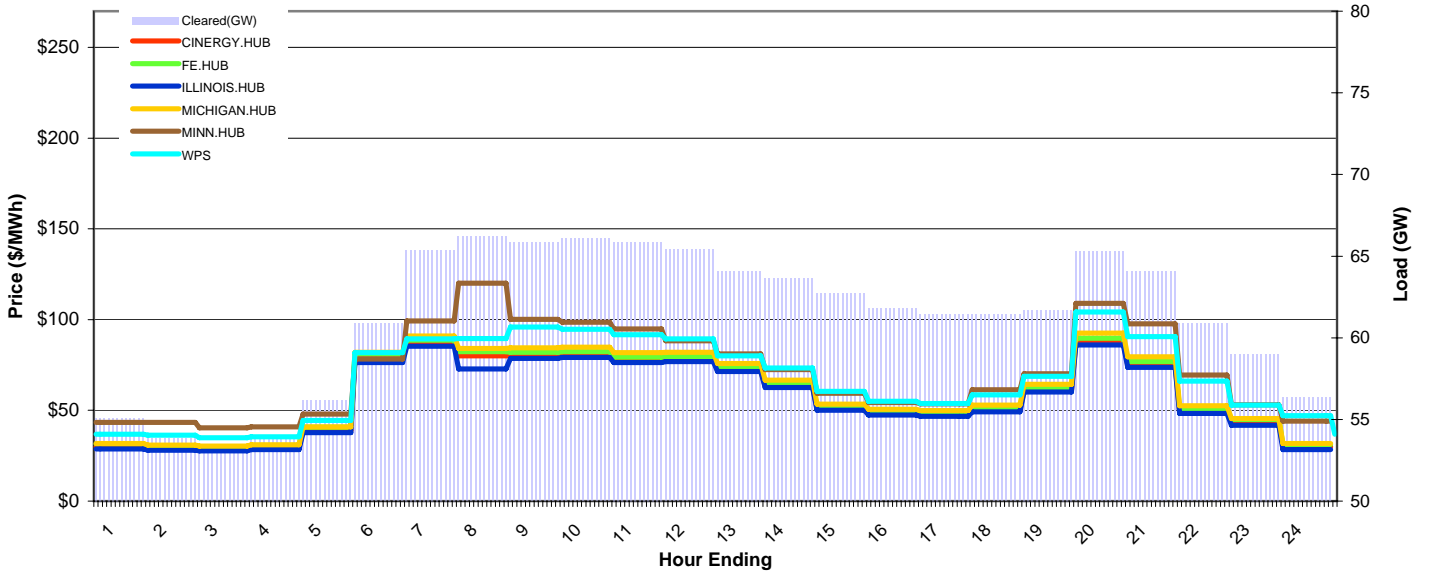
MISO Daily Report

Delivery Day: Tuesday, March 18, 2008

Price Color Codes: <=0 >=100 >=200

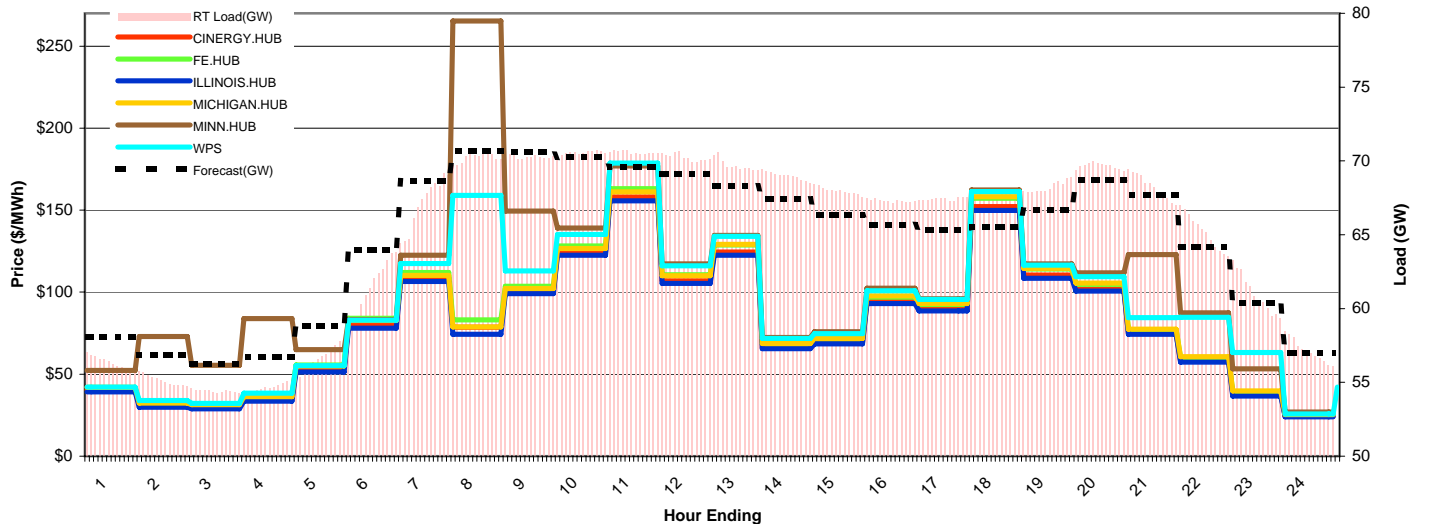
Day-Ahead Prices and Cleared Load

	HE1	HE2	HE3	HE4	HE5	HE6	HE7	HE8	HE9	HE10	HE11	HE12	HE13	HE14	HE15	HE16	HE17	HE18	HE19	HE20	HE21	HE22	HE23	HE24
CINERGY.HUB	29.93	29.09	28.74	29.34	38.86	78.52	86.70	80.00	80.00	80.45	77.47	77.95	72.19	63.39	50.76	48.10	47.33	50.00	60.99	87.54	74.97	49.39	43.29	29.94
FE.HUB	31.60	30.49	30.04	30.65	40.70	81.19	88.70	82.28	82.01	82.41	79.36	79.78	73.82	64.85	51.96	49.21	48.42	51.24	62.43	89.70	76.86	50.78	44.96	31.30
ILLINOIS.HUB	28.80	28.05	27.72	28.47	37.73	76.36	85.41	72.85	78.68	79.22	76.28	76.94	71.37	62.58	50.07	47.50	46.74	49.22	60.18	86.11	73.64	48.31	41.73	28.47
MICHIGAN.HUB	31.69	30.80	30.36	30.98	40.87	81.92	91.07	84.04	84.41	84.88	81.75	81.92	75.89	66.74	53.44	50.61	49.83	52.84	64.31	92.53	79.46	52.47	45.50	31.78
MINN.HUB	43.42	43.39	40.44	40.98	48.05	78.23	99.24	120.18	100.23	98.58	94.86	88.35	81.06	72.51	59.42	54.29	53.65	61.31	70.19	109.07	97.71	69.44	53.11	44.13
WPS	36.84	36.31	34.86	35.47	44.39	81.81	89.41	89.58	95.93	94.78	91.63	89.40	80.07	73.29	60.49	55.05	53.81	58.53	68.70	104.25	90.65	66.19	52.91	47.05
Cleared(GW)	55.1	53.8	53.4	53.9	56.1	60.9	65.4	66.2	65.8	66.1	65.9	65.4	64.1	63.7	62.7	61.8	61.5	61.4	61.7	65.3	64.0	60.9	59.0	56.4



Preliminary Real-Time Prices with Forecasted and Actual System Load

	HE1	HE2	HE3	HE4	HE5	HE6	HE7	HE8	HE9	HE10	HE11	HE12	HE13	HE14	HE15	HE16	HE17	HE18	HE19	HE20	HE21	HE22	HE23	HE24
CINERGY.HUB	40.34	30.97	30.04	34.92	53.36	80.79	108.60	78.57	100.54	124.22	157.93	106.94	124.48	66.19	69.23	94.20	89.64	152.14	110.38	101.64	74.96	58.22	37.93	24.46
FE.HUB	41.92	32.44	31.38	36.57	55.61	84.01	112.04	83.07	103.55	128.11	163.05	110.52	128.66	68.25	71.35	97.04	92.39	157.21	114.22	104.70	77.15	60.09	39.38	25.24
ILLINOIS.HUB	39.21	29.85	28.96	33.48	51.36	77.99	106.47	74.36	99.15	122.55	155.70	105.25	122.48	65.57	68.51	93.06	88.48	149.80	108.44	100.63	74.36	57.27	36.76	23.95
MICHIGAN.HUB	41.86	32.35	31.32	36.37	54.98	82.69	110.29	78.78	102.21	126.64	161.17	110.00	129.06	68.67	71.74	97.67	92.97	158.14	114.50	105.56	77.54	60.58	39.76	25.29
MINN.HUB	52.32	72.93	55.42	83.90	65.00	83.34	122.60	265.23	149.46	139.07	176.88	117.31	134.53	72.36	75.97	102.33	96.04	162.25	117.18	111.74	122.97	87.32	53.32	26.93
WPS	42.18	33.95	32.15	38.40	55.31	82.98	117.46	159.02	112.98	135.18	178.64	116.03	134.07	71.89	74.72	100.79	95.54	161.37	116.38	109.36	84.38	84.65	63.13	25.81
Forecasted(GW)	58.0	55.8	54.4	53.6	53.2	53.5	54.8	55.7	56.7	58.1	58.3	58.1	57.7	57.2	56.6	56.0	56.0	58.1	61.6	65.3	63.8	63.0	60.8	58.8
(RT) - (DA Load)	1.22	1.32	0.97	0.80	0.44	0.49	1.70	3.99	4.39	4.48	4.70	4.81	5.63	5.32	5.28	5.47	5.95	6.29	6.53	4.39	4.23	4.30	1.99	0.76



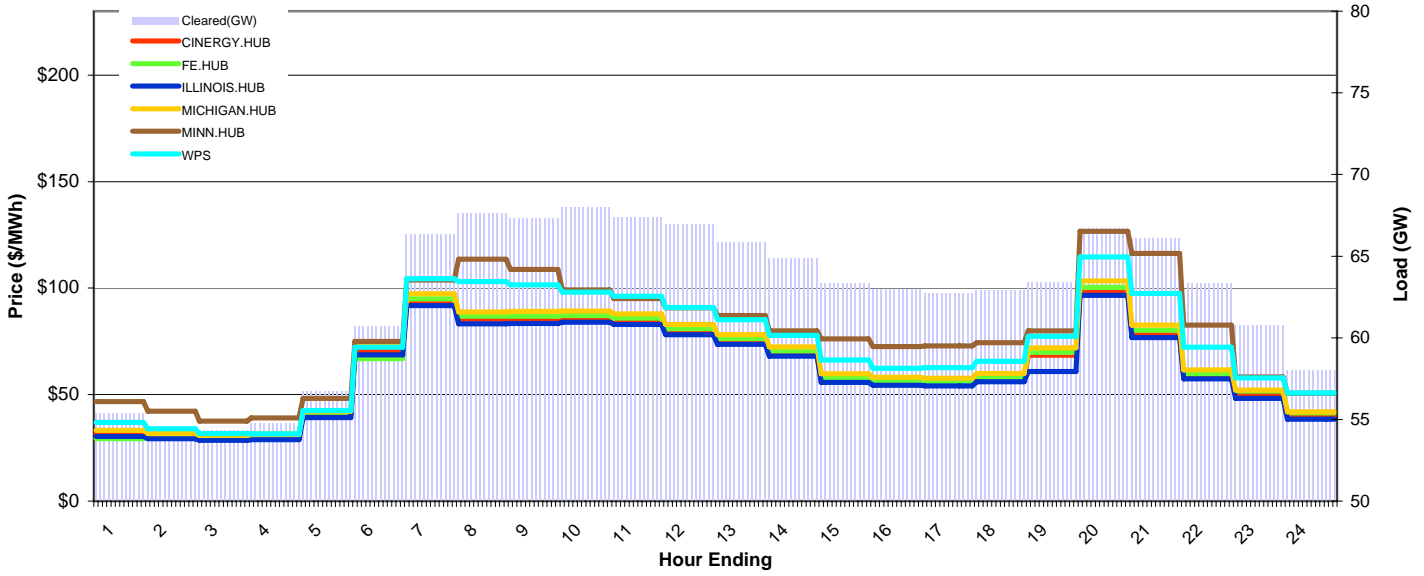
MISO Daily Report

Delivery Day: Wednesday, March 19, 2008

Price Color Codes: <=0 >=100 >=200

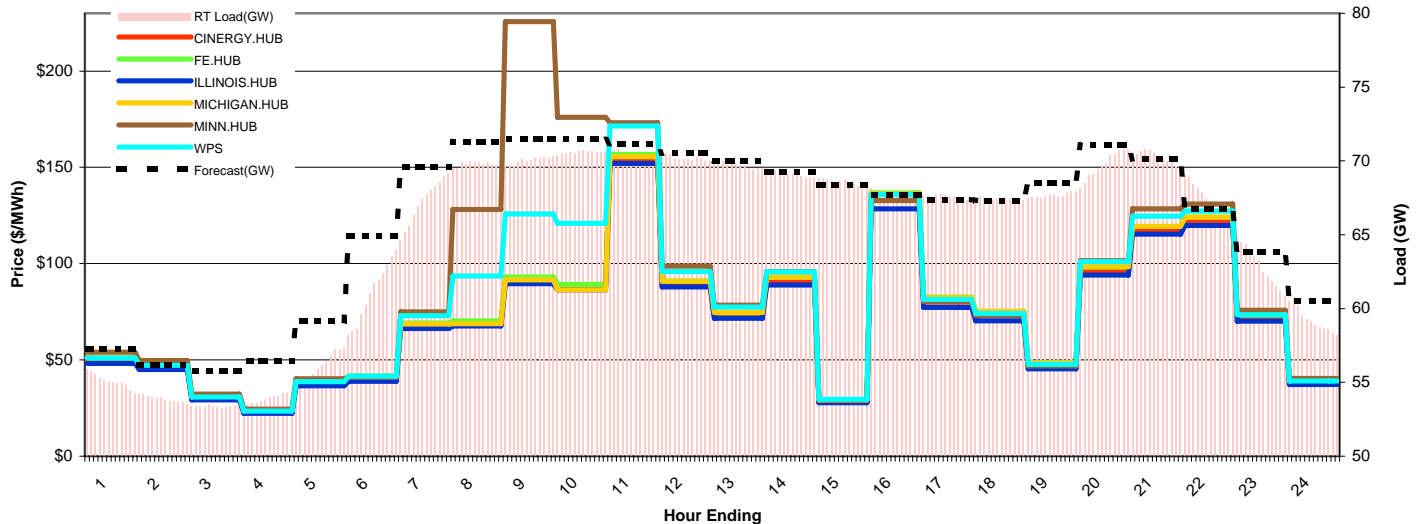
Day-Ahead Prices and Cleared Load

	HE1	HE2	HE3	HE4	HE5	HE6	HE7	HE8	HE9	HE10	HE11	HE12	HE13	HE14	HE15	HE16	HE17	HE18	HE19	HE20	HE21	HE22	HE23	HE24
CINERGY.HUB	31.50	30.29	29.42	29.78	40.38	70.53	92.81	84.67	84.80	85.19	84.04	79.21	74.57	68.96	56.66	55.14	54.53	56.81	68.45	98.00	78.12	58.32	49.82	39.88
FE.HUB	29.29	31.31	30.55	31.59	41.70	66.80	94.91	86.86	86.89	87.15	85.95	81.02	76.27	70.53	58.05	56.46	55.86	58.20	69.89	100.41	80.19	59.81	51.63	41.42
ILLINOIS.HUB	30.33	29.32	28.56	28.91	39.28	68.58	91.75	83.24	83.38	84.01	82.93	78.15	73.56	68.03	55.73	54.33	54.13	55.98	60.78	96.55	76.73	57.40	48.24	38.46
MICHIGAN.HUB	33.18	31.75	30.77	31.20	42.18	73.76	97.32	88.85	89.11	89.21	87.95	82.87	78.10	72.37	59.77	58.16	57.63	59.96	71.94	103.32	82.59	61.58	52.15	41.88
MINN.HUB	46.68	42.16	37.60	39.04	48.28	74.89	103.87	113.64	108.84	99.09	95.02	90.78	87.18	79.91	76.17	72.62	72.83	74.36	79.97	126.58	116.24	82.56	58.27	50.67
WPS	37.02	33.97	31.75	31.58	42.50	72.22	104.48	103.09	101.56	98.16	96.08	90.90	85.13	77.84	66.29	62.32	62.68	65.65	77.38	114.60	97.46	72.26	57.90	50.74
Cleared(GW)	55.4	54.5	54.3	54.8	56.7	60.7	66.3	67.6	67.3	68.0	67.4	67.0	65.9	64.9	63.3	63.0	62.7	62.9	63.4	66.7	66.1	63.4	60.7	58.0



Preliminary Real-Time Prices with Forecasted and Actual System Load

	HE1	HE2	HE3	HE4	HE5	HE6	HE7	HE8	HE9	HE10	HE11	HE12	HE13	HE14	HE15	HE16	HE17	HE18	HE19	HE20	HE21	HE22	HE23	HE24
CINERGY.HUB	49.45	46.31	30.13	22.86	37.70	40.27	67.40	68.32	90.21	86.85	153.16	88.89	72.88	90.80	28.36	132.75	80.07	72.99	47.07	96.30	117.46	122.48	72.22	38.61
FE.HUB	51.02	47.75	31.16	23.63	38.94	41.71	69.19	70.32	92.99	89.17	156.66	90.88	74.46	92.95	29.13	136.80	82.53	75.08	48.34	98.17	119.30	124.10	73.23	39.29
ILLINOIS.HUB	48.14	44.98	29.26	22.19	36.57	38.97	66.33	67.64	89.59	86.36	151.99	87.86	71.64	88.96	27.71	128.54	77.27	70.32	45.42	93.99	115.30	119.80	70.11	37.26
MICHIGAN.HUB	51.15	47.97	31.32	23.76	38.91	41.24	68.64	68.82	91.51	86.42	155.50	90.87	74.61	92.98	29.16	136.34	82.48	75.20	48.33	98.46	119.36	124.08	73.61	39.71
MINN.HUB	53.96	49.74	32.26	24.41	40.26	41.00	75.02	128.12	225.63	175.98	173.09	98.73	78.44	95.97	29.27	132.86	80.29	73.11	46.85	101.46	128.40	130.94	75.77	40.43
WPS	50.97	47.16	30.75	23.44	38.72	41.51	72.88	93.62	125.84	120.95	171.48	95.92	77.52	95.65	29.56	135.93	81.50	74.08	47.64	101.00	124.68	127.24	73.51	39.13
Forecasted(GW)	58.0	55.8	54.4	53.6	53.2	53.5	54.8	55.7	56.7	58.1	58.3	58.1	57.7	57.2	56.6	56.0	56.0	58.1	61.6	65.3	63.8	63.0	60.8	58.8
(RT) - (DA Load)	-0.30	-0.59	-0.97	-0.88	-0.71	0.33	0.92	2.17	2.73	2.56	3.17	3.22	3.82	4.25	5.21	4.86	4.83	4.55	4.27	3.03	4.15	3.85	2.12	1.18



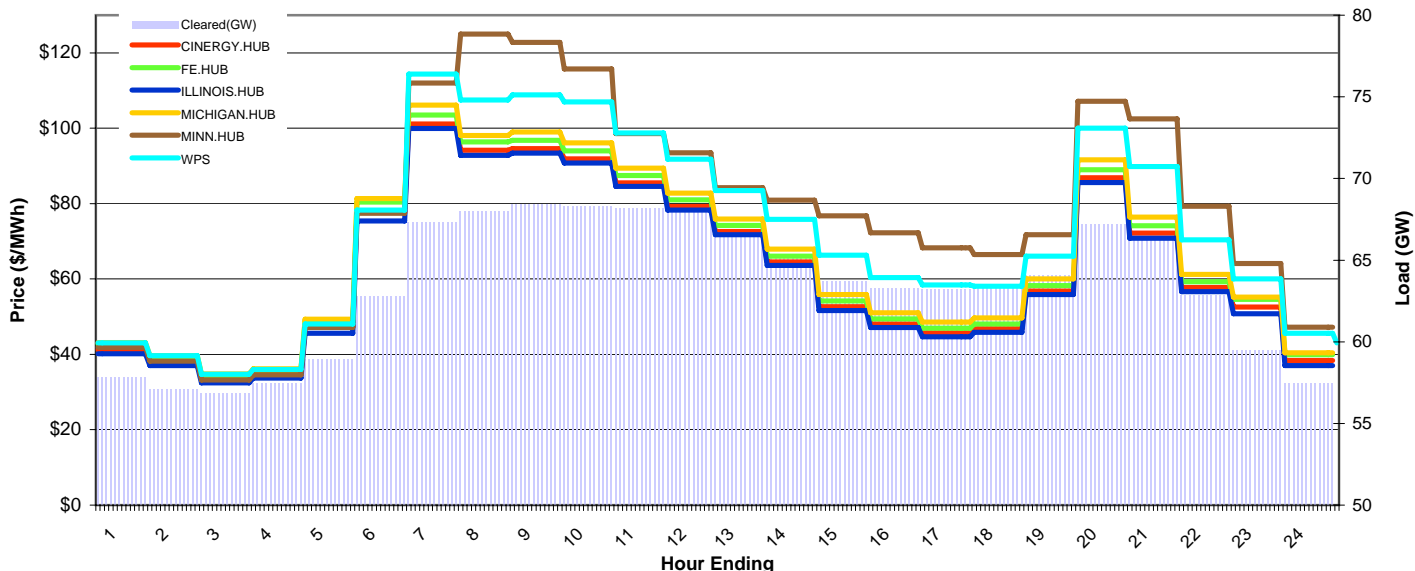
MISO Daily Report

Delivery Day: Thursday, March 20, 2008

Price Color Codes: ≤0 ≥100 ≥200

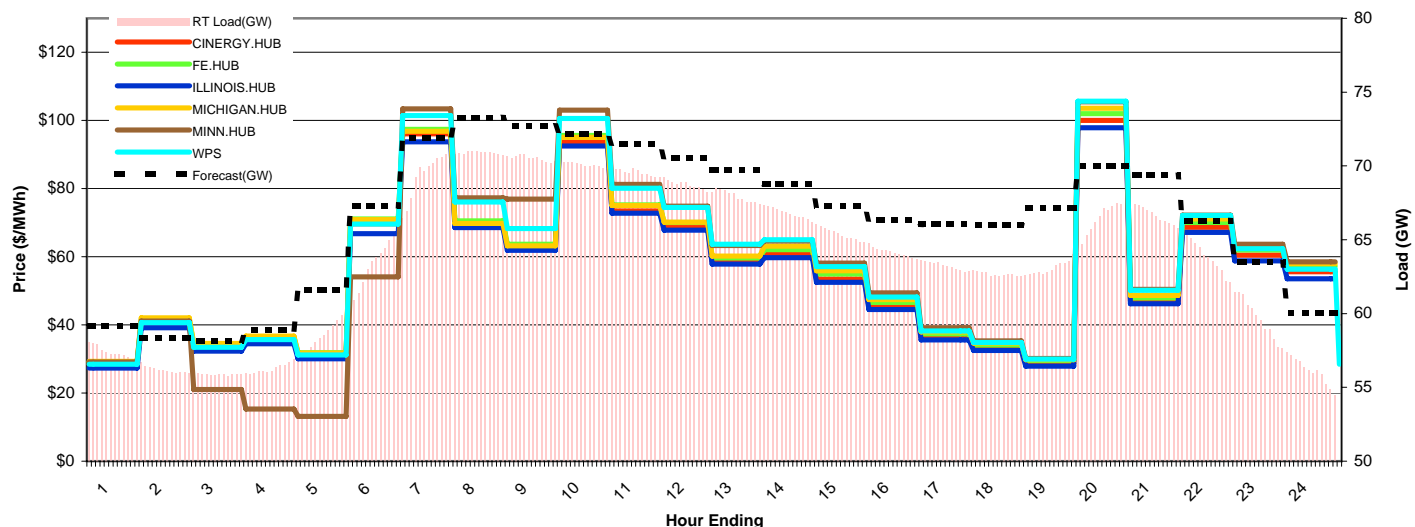
Day-Ahead Prices and Cleared Load

	HE1	HE2	HE3	HE4	HE5	HE6	HE7	HE8	HE9	HE10	HE11	HE12	HE13	HE14	HE15	HE16	HE17	HE18	HE19	HE20	HE21	HE22	HE23	HE24
CINERGY.HUB	41.30	38.03	33.33	34.69	47.27	77.76	101.17	94.13	94.59	91.88	85.54	79.21	72.60	64.51	52.67	48.10	45.65	46.80	56.80	86.84	72.18	57.74	52.58	38.41
FE.HUB	42.71	39.33	34.46	35.87	48.88	80.40	103.47	96.40	96.81	94.01	87.49	81.02	74.25	66.09	54.14	49.44	46.97	48.10	58.22	88.95	74.14	59.30	54.58	39.90
ILLINOIS.HUB	40.16	36.98	32.41	33.70	45.64	75.41	99.97	92.82	93.42	90.81	84.56	78.29	71.76	63.57	51.59	47.13	44.65	45.86	55.91	85.61	70.79	56.65	50.78	37.03
MICHIGAN.HUB	43.10	39.69	34.78	36.20	49.33	81.33	106.13	98.11	99.04	96.10	89.42	82.78	75.94	67.90	55.84	50.99	48.53	49.71	60.07	91.59	76.39	61.22	55.22	40.38
MINN.HUB	41.84	38.18	33.20	34.56	47.09	77.46	112.03	125.00	122.76	115.70	98.55	93.45	84.26	80.90	76.77	72.23	68.31	66.45	71.72	107.16	102.49	79.34	64.15	47.22
WPS	43.08	39.65	34.72	36.02	48.02	78.30	114.34	107.53	108.86	107.01	98.74	91.83	83.44	75.84	66.32	60.41	58.40	58.08	66.03	100.03	89.85	70.41	59.99	45.57
Cleared(GW)	57.8	57.1	56.8	57.4	58.9	62.8	67.3	68.0	68.4	68.3	68.2	68.1	66.5	65.4	63.7	63.3	63.2	63.5	64.1	67.2	66.3	62.8	59.5	57.5



Preliminary Real-Time Prices with Forecasted and Actual System Load

	HE1	HE2	HE3	HE4	HE5	HE6	HE7	HE8	HE9	HE10	HE11	HE12	HE13	HE14	HE15	HE16	HE17	HE18	HE19	HE20	HE21	HE22	HE23	HE24
CINERGY.HUB	28.43	40.80	33.63	35.88	31.26	69.73	96.08	69.67	62.63	93.64	73.49	68.61	58.50	60.66	53.47	45.38	36.33	33.18	28.62	100.01	47.07	68.70	60.51	55.65
FE.HUB	29.01	41.61	34.24	36.54	31.82	71.06	97.45	70.54	63.68	95.62	75.21	70.04	59.60	62.12	54.93	46.63	37.38	34.11	29.49	101.99	47.86	70.08	62.01	57.25
ILLINOIS.HUB	27.31	39.16	32.32	34.51	30.04	66.77	93.71	68.61	61.92	92.51	72.79	67.84	57.86	59.77	52.55	44.53	35.61	32.46	27.93	97.87	46.25	67.15	58.80	53.54
MICHIGAN.HUB	29.33	42.04	34.56	36.74	31.78	70.90	96.83	69.77	63.18	95.08	75.08	70.20	60.18	63.15	55.91	47.46	37.97	34.65	29.79	103.64	48.68	71.09	62.92	57.91
MINN.HUB	29.13	41.16	21.01	15.32	13.19	54.15	103.38	77.28	76.94	103.01	81.29	74.88	63.27	64.60	58.12	49.44	39.14	35.32	30.12	105.48	50.42	72.27	63.65	58.48
WPS	28.48	40.66	33.47	35.68	31.17	69.62	101.42	76.08	68.24	100.58	80.10	74.50	63.69	65.00	57.08	48.14	38.27	34.85	29.97	105.69	50.12	72.17	62.39	56.38
Forecasted(GW)	58.0	55.8	54.4	53.6	53.2	53.5	54.8	55.7	56.7	58.1	58.3	58.1	57.7	57.2	56.6	56.0	56.0	58.1	61.6	65.3	63.8	63.0	60.8	58.8
(RT) - (DA Load)	-0.45	-0.92	-0.95	-1.16	-0.42	0.53	2.08	2.88	2.11	1.78	1.35	0.66	1.40	1.43	1.69	0.88	0.02	-0.83	-1.04	-0.84	0.42	1.05	0.22	-1.38



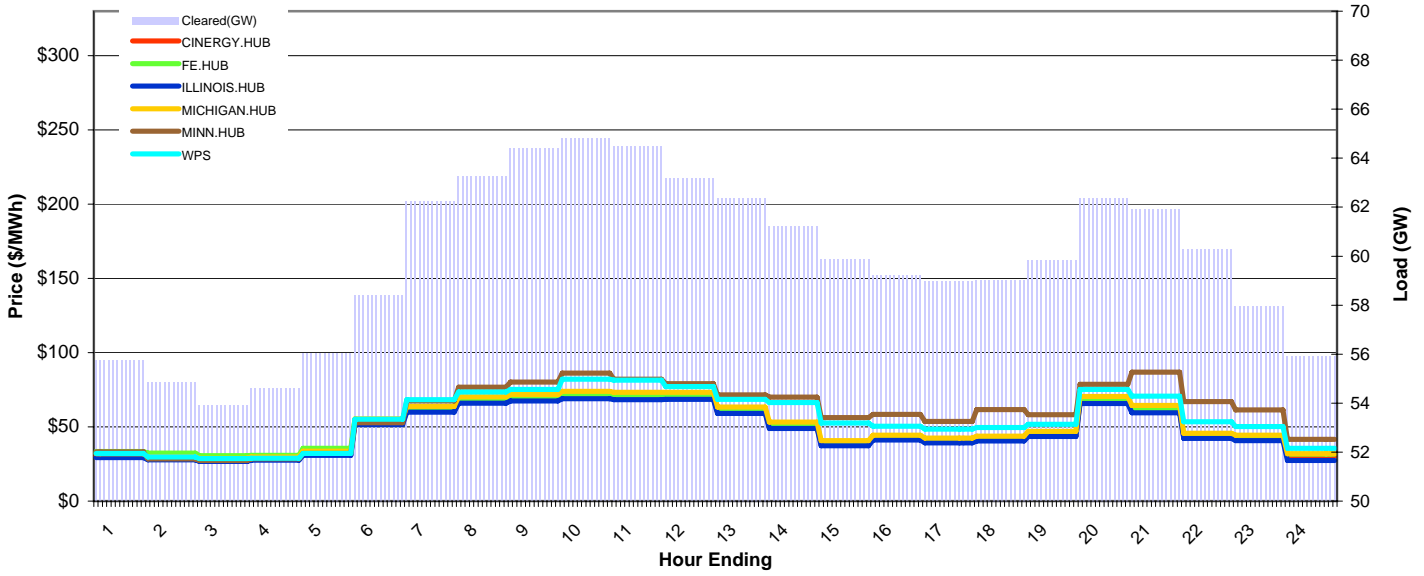
MISO Daily Report

Delivery Day: Friday, March 21, 2008

Price Color Codes: <=0 >=100 >=200

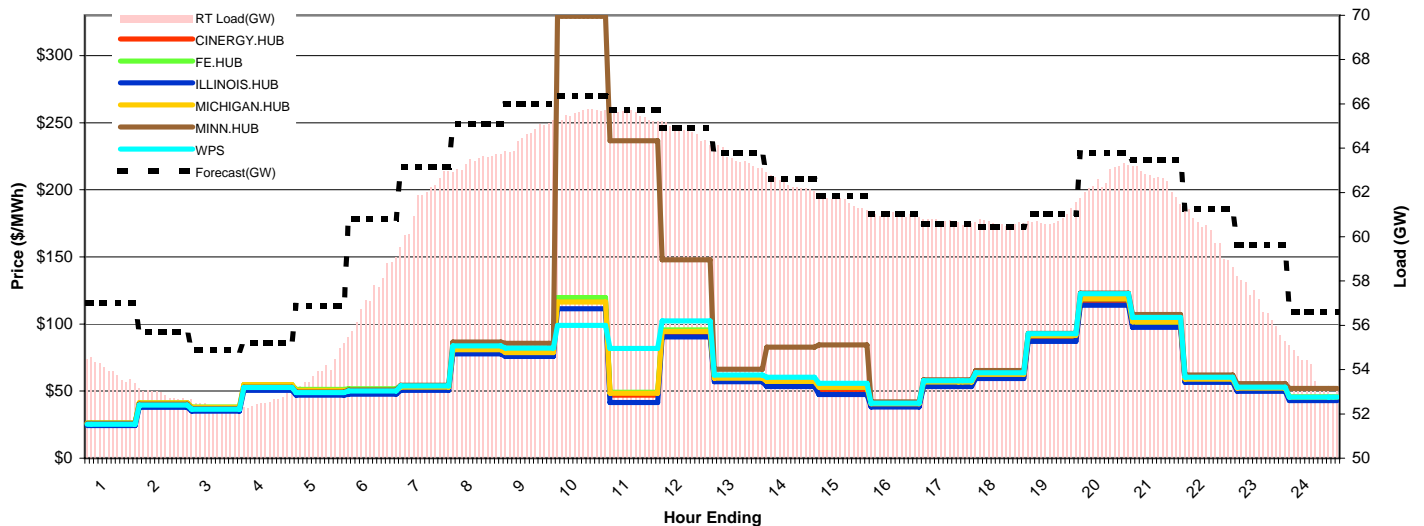
Day-Ahead Prices and Cleared Load

	HE1	HE2	HE3	HE4	HE5	HE6	HE7	HE8	HE9	HE10	HE11	HE12	HE13	HE14	HE15	HE16	HE17	HE18	HE19	HE20	HE21	HE22	HE23	HE24
CINERGY.HUB	30.47	28.60	27.53	28.52	32.15	53.06	60.65	66.64	68.15	70.00	69.32	69.46	59.92	50.00	38.24	41.93	40.08	41.24	44.35	66.72	60.57	43.09	42.29	30.35
FE.HUB	33.46	32.36	30.63	30.91	35.52	54.86	62.04	68.16	69.70	71.54	70.99	71.06	61.38	51.33	39.34	43.18	41.23	42.54	45.58	68.30	62.01	44.28	44.02	31.73
ILLINOIS.HUB	29.34	27.82	26.76	27.49	30.90	51.59	59.91	65.88	67.37	69.05	68.33	68.60	59.05	48.89	37.29	41.15	39.31	40.46	43.62	65.82	59.59	42.24	40.65	27.27
MICHIGAN.HUB	32.00	30.00	28.84	29.85	33.73	55.37	63.89	70.18	71.78	73.86	73.18	73.19	63.29	53.20	40.79	44.51	42.54	43.82	46.97	70.40	64.45	45.61	44.42	31.99
MINN.HUB	33.17	28.50	27.42	28.42	32.03	52.86	67.49	76.69	80.23	86.31	82.14	79.01	71.60	70.00	56.21	58.50	53.63	61.58	58.18	78.57	86.86	66.98	61.53	41.50
WPS	32.06	29.82	28.68	28.81	32.16	55.27	68.38	73.41	75.22	82.14	81.54	77.26	68.54	66.41	52.62	50.41	48.39	49.60	51.78	75.24	70.62	53.38	50.29	35.56
Cleared(GW)	55.7	54.9	53.9	54.6	56.0	58.4	62.2	63.2	64.4	64.8	64.5	63.2	62.4	61.2	59.9	59.2	59.0	59.0	59.8	62.4	61.9	60.3	58.0	55.9



Preliminary Real-Time Prices with Forecasted and Actual System Load

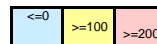
	HE1	HE2	HE3	HE4	HE5	HE6	HE7	HE8	HE9	HE10	HE11	HE12	HE13	HE14	HE15	HE16	HE17	HE18	HE19	HE20	HE21	HE22	HE23	HE24
CINERGY.HUB	25.45	40.10	37.02	53.42	49.83	50.44	53.11	80.97	78.50	117.22	46.95	93.76	58.70	55.71	51.25	39.33	54.89	60.80	88.92	116.33	99.43	57.81	51.18	44.44
FE.HUB	26.23	41.30	38.12	54.94	51.18	51.79	54.01	81.86	79.50	119.76	49.17	95.58	59.99	57.25	52.74	40.50	56.51	62.44	91.40	118.63	101.30	58.80	52.40	45.73
ILLINOIS.HUB	24.26	38.00	35.00	50.48	47.06	47.65	50.56	77.65	75.86	111.46	41.40	90.27	57.08	53.41	47.35	38.22	53.40	59.32	86.96	113.98	97.50	56.54	49.85	43.00
MICHIGAN.HUB	26.28	41.17	37.98	54.79	50.59	50.46	53.00	80.81	78.70	116.37	48.37	94.53	59.63	53.20	52.92	40.59	56.73	62.55	91.50	119.10	101.67	58.97	52.32	45.47
MINN.HUB	26.06	40.35	36.98	53.03	49.26	50.72	54.40	86.47	85.59	129.18	236.57	147.80	66.37	82.84	84.51	42.00	58.37	65.24	93.10	122.93	107.15	62.08	55.64	51.93
WPS	25.34	39.69	36.44	52.58	48.79	50.18	53.90	83.64	82.07	98.87	81.75	102.32	61.88	60.38	55.85	41.07	57.59	63.73	92.86	122.47	105.03	60.24	52.85	45.62
Forecasted(GW)	58.0	55.8	54.4	53.6	53.2	53.5	54.8	55.7	56.7	58.1	58.3	58.1	57.7	57.2	56.6	56.0	56.0	58.1	61.6	65.3	63.8	63.0	60.8	58.8
(RT) - (DA Load)	-1.80	-1.99	-1.52	-2.02	-2.09	-1.03	-0.61	0.18	0.18	0.78	1.05	1.58	1.15	1.18	1.72	1.75	1.72	1.58	1.00	0.24	0.62	-0.17	-1.09	-2.02



MISO Daily Report

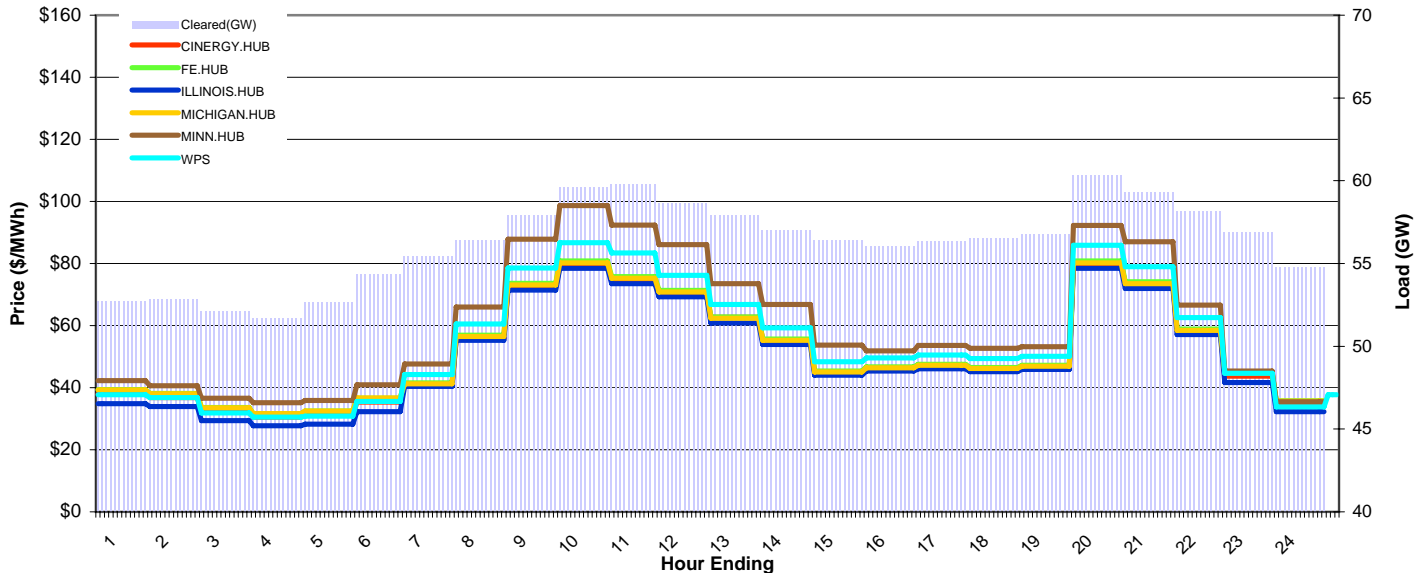
Delivery Day: Saturday, March 22, 2008

Price Color Codes:



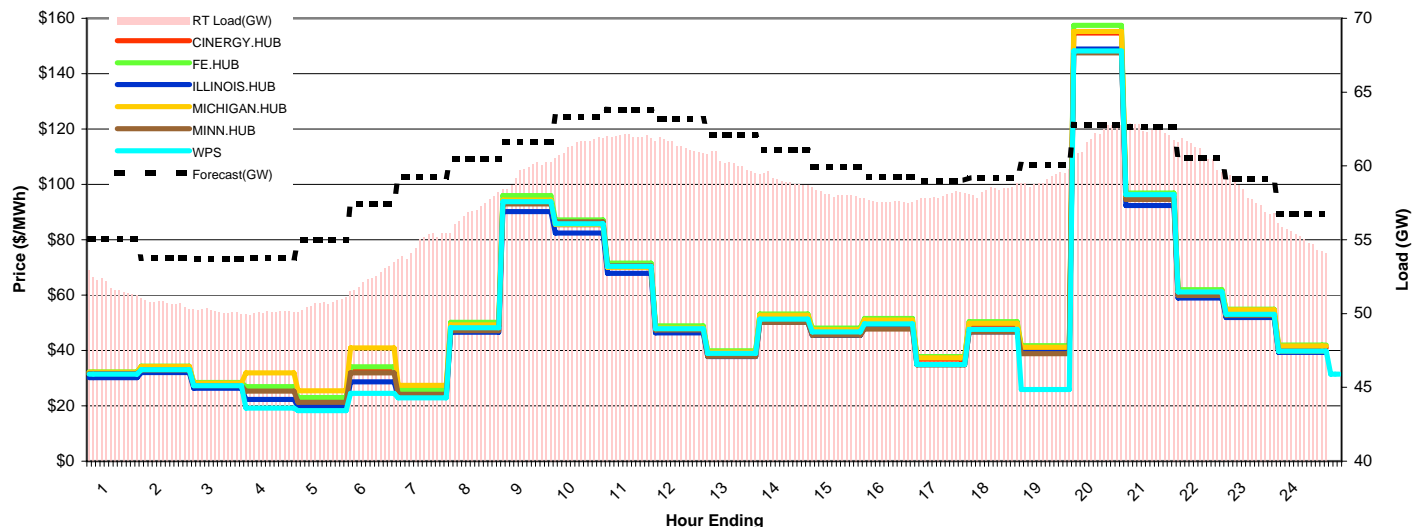
Day-Ahead Prices and Cleared Load

	HE1	HE2	HE3	HE4	HE5	HE6	HE7	HE8	HE9	HE10	HE11	HE12	HE13	HE14	HE15	HE16	HE17	HE18	HE19	HE20	HE21	HE22	HE23	HE24
CINERGY.HUB	37.90	36.76	32.35	30.48	31.34	35.37	40.75	55.82	72.17	79.26	74.27	69.93	62.71	55.47	45.12	46.45	47.20	46.11	46.74	79.95	73.27	58.36	43.71	34.76
FE.HUB	39.36	38.16	33.62	31.69	32.52	36.62	41.55	56.89	73.57	80.81	75.75	71.30	62.78	55.63	45.41	46.70	47.51	46.51	47.22	80.81	74.08	58.89	44.84	35.78
ILLINOIS.HUB	34.89	33.95	29.35	27.75	28.27	32.29	40.37	55.29	71.48	78.49	73.48	69.27	60.87	53.94	44.05	45.32	46.10	45.14	45.85	78.44	71.91	57.16	41.62	32.23
MICHIGAN.HUB	39.29	38.09	33.55	31.64	32.52	36.70	41.25	56.49	73.05	80.23	75.23	70.79	62.34	55.23	45.08	46.37	47.18	46.18	46.89	80.23	73.55	58.48	44.79	35.72
MINN.HUB	42.25	40.64	36.64	35.16	35.86	40.88	47.65	65.99	87.86	98.62	92.41	86.05	73.47	66.80	53.75	51.82	53.63	52.64	53.23	92.30	87.03	66.57	45.37	35.44
WPS	37.78	36.77	31.88	30.49	30.78	35.57	44.18	60.50	78.54	86.72	83.37	76.14	66.82	59.24	48.30	49.54	50.47	49.41	50.15	85.91	78.95	62.55	44.60	33.82
Cleared(GW)	52.7	52.9	52.1	51.7	52.7	54.3	55.4	56.4	57.9	59.6	59.7	58.6	57.9	57.0	56.4	56.0	56.4	56.5	56.8	60.3	59.3	58.2	56.9	54.8



Preliminary Real-Time Prices with Forecasted and Actual System Load

	HE1	HE2	HE3	HE4	HE5	HE6	HE7	HE8	HE9	HE10	HE11	HE12	HE13	HE14	HE15	HE16	HE17	HE18	HE19	HE20	HE21	HE22	HE23	HE24
CINERGY.HUB	31.33	33.29	27.51	25.73	21.90	33.14	25.21	48.81	93.85	85.48	70.34	48.08	39.25	52.29	47.28	50.45	36.89	49.32	40.86	154.69	95.35	60.84	53.83	41.00
FE.HUB	32.30	34.37	28.40	26.94	22.98	34.14	25.94	50.15	95.95	87.15	71.53	48.93	39.88	53.15	48.13	51.57	37.78	50.40	41.74	157.49	96.90	61.96	54.97	42.02
ILLINOIS.HUB	30.15	31.99	26.40	22.34	19.72	28.68	23.37	46.60	90.18	82.46	67.86	46.32	37.76	50.20	45.42	48.26	34.91	46.66	39.28	148.93	92.37	58.95	51.92	39.35
MICHIGAN.HUB	32.17	34.19	28.24	31.93	25.38	40.91	27.40	49.26	94.33	85.51	70.10	48.12	39.46	52.69	47.55	51.04	37.31	49.82	41.13	155.26	95.36	61.18	54.68	41.66
MINN.HUB	31.68	32.94	27.23	25.31	21.27	31.90	24.20	47.14	92.97	86.49	70.58	47.36	37.96	50.16	45.60	47.71	34.81	46.68	38.81	147.56	94.57	59.85	52.69	39.67
WPS	31.44	33.06	27.30	19.23	18.25	24.46	22.90	48.20	93.78	85.75	70.42	47.85	38.94	51.27	46.67	49.54	34.86	47.60	25.93	148.26	96.31	61.12	53.09	39.72
Forecasted(GW)	58.0	55.8	54.4	53.6	53.2	53.5	54.8	55.7	56.7	58.1	58.3	58.1	57.7	57.2	56.6	56.0	56.0	58.1	61.6	65.3	63.8	63.0	60.8	58.8
(RT) - (DA Load)	-0.87	-2.14	-1.97	-1.62	-2.04	-1.91	-0.70	0.55	1.68	1.82	2.25	2.73	2.27	2.00	1.70	1.55	1.61	1.83	2.34	1.66	3.13	2.73	1.07	0.30



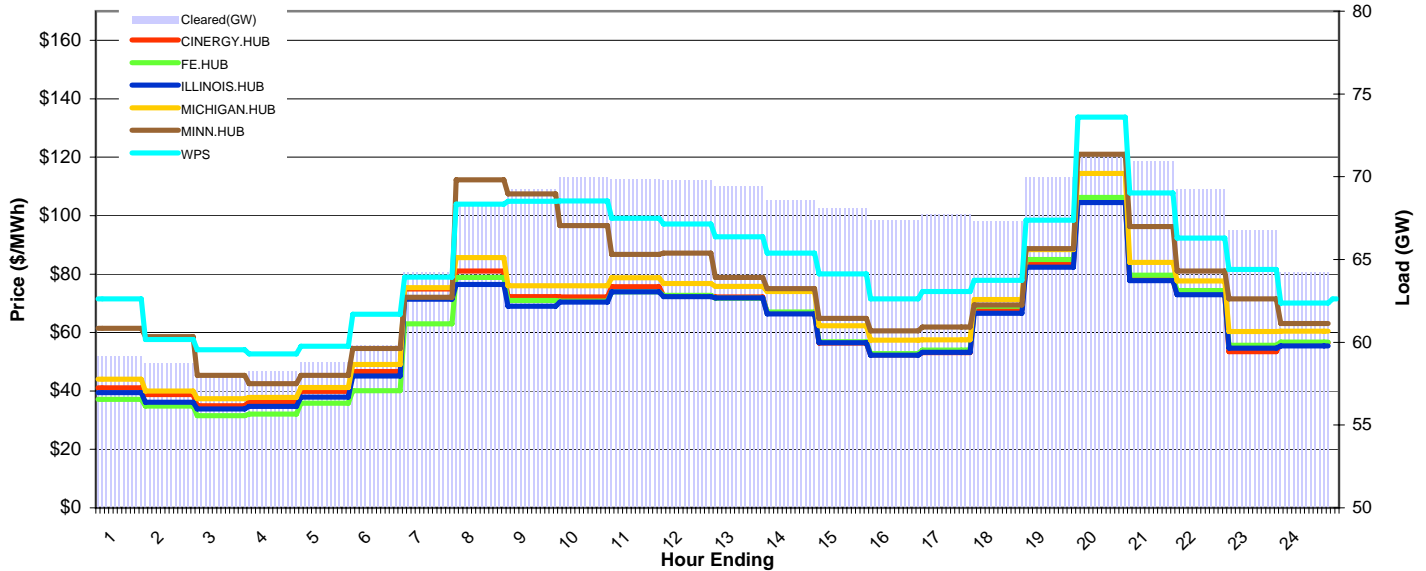
MISO Daily Report

Delivery Day: Monday, March 24, 2008

Price Color Codes: ≤0 ≥100 ≥200

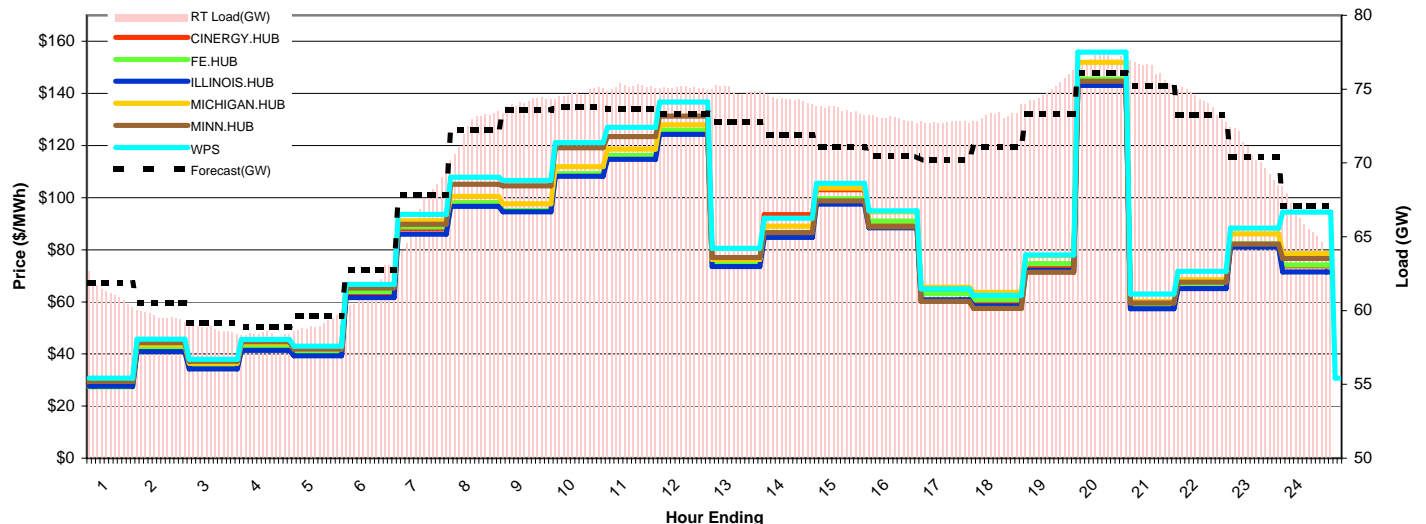
Day-Ahead Prices and Cleared Load

	HE1	HE2	HE3	HE4	HE5	HE6	HE7	HE8	HE9	HE10	HE11	HE12	HE13	HE14	HE15	HE16	HE17	HE18	HE19	HE20	HE21	HE22	HE23	HE24
CINERGY.HUB	41.09	38.77	34.95	36.25	39.89	46.61	74.97	81.10	72.25	72.21	75.74	72.62	72.18	66.79	56.42	52.33	53.17	67.91	83.65	105.33	78.13	73.04	53.41	56.52
FE.HUB	37.09	34.80	31.59	32.14	35.84	40.05	63.00	78.87	70.98	70.81	73.99	72.72	71.79	67.00	56.85	52.79	53.98	69.01	85.02	106.26	79.67	74.40	55.59	56.72
ILLINOIS.HUB	39.40	36.16	33.86	34.70	37.91	45.16	71.45	76.43	69.06	70.42	73.89	72.29	71.87	66.35	56.57	52.23	53.20	66.63	82.33	104.47	77.78	72.95	54.63	55.47
MICHIGAN.HUB	44.00	40.03	37.32	37.76	41.21	49.09	75.33	85.65	76.05	76.02	78.72	76.81	75.84	74.00	62.37	57.45	57.55	71.30	88.40	114.51	84.02	77.61	60.31	60.50
MINN.HUB	61.49	58.55	45.31	42.45	45.40	54.60	72.08	112.25	107.43	96.63	86.73	87.23	78.87	75.05	64.86	60.53	61.85	69.41	88.69	121.08	96.32	81.09	71.49	63.13
WPS	71.54	57.61	54.12	52.73	55.36	66.24	78.94	103.90	104.95	105.00	99.15	97.14	92.79	87.20	80.05	71.50	74.09	77.91	98.50	133.70	107.75	92.29	81.60	70.06
Cleared(GW)	59.2	58.8	58.0	58.2	58.8	59.8	64.2	68.3	69.3	70.0	69.8	69.8	69.4	68.6	68.1	67.4	67.7	67.3	70.0	71.2	71.0	69.2	66.8	64.2



Preliminary Real-Time Prices with Forecasted and Actual System Load

	HE1	HE2	HE3	HE4	HE5	HE6	HE7	HE8	HE9	HE10	HE11	HE12	HE13	HE14	HE15	HE16	HE17	HE18	HE19	HE20	HE21	HE22	HE23	HE24
CINERGY.HUB	28.12	41.60	34.88	42.21	40.08	63.11	88.09	97.84	95.05	108.98	115.90	125.49	75.66	93.51	103.06	90.49	63.90	60.16	73.72	144.51	57.76	65.48	82.11	73.79
FE.HUB	27.40	42.09	35.24	42.72	40.65	63.96	88.85	98.02	95.08	109.25	116.14	125.88	74.77	86.29	99.64	91.08	63.12	60.86	74.65	145.59	57.95	65.69	82.32	74.13
ILLINOIS.HUB	27.65	40.89	34.25	41.36	39.25	61.66	85.97	96.67	94.53	108.22	114.75	124.28	73.58	84.74	97.54	88.46	60.86	58.50	72.16	143.04	57.34	65.10	81.08	71.53
MICHIGAN.HUB	29.42	43.63	36.42	44.21	41.93	66.06	91.13	100.45	97.68	111.88	118.65	128.00	76.31	89.00	103.69	94.53	65.62	63.59	77.79	151.97	60.20	68.56	86.16	78.47
MINN.HUB	29.50	44.34	37.25	44.67	41.89	65.35	89.74	105.17	104.52	119.17	123.50	131.32	76.98	86.65	98.78	88.86	60.21	57.49	71.33	144.65	59.55	67.50	82.23	76.62
WPS	30.74	45.64	37.96	45.62	42.98	66.72	93.65	107.88	106.63	121.08	127.05	136.71	80.55	92.15	105.54	94.95	65.02	62.56	77.95	155.82	62.98	71.75	88.33	94.47
Forecasted(GW)	58.0	55.8	54.4	53.6	53.2	53.5	54.8	55.7	56.7	58.1	58.3	58.1	57.7	57.2	56.6	56.0	56.0	58.1	61.6	65.3	63.8	63.0	60.8	58.8
(RT) - (DA Load)	2.04	0.85	0.76	0.15	0.27	1.77	2.62	4.12	4.84	4.76	5.32	5.28	5.51	5.74	5.50	5.62	5.05	5.94	5.03	5.88	5.30	4.91	3.76	1.68



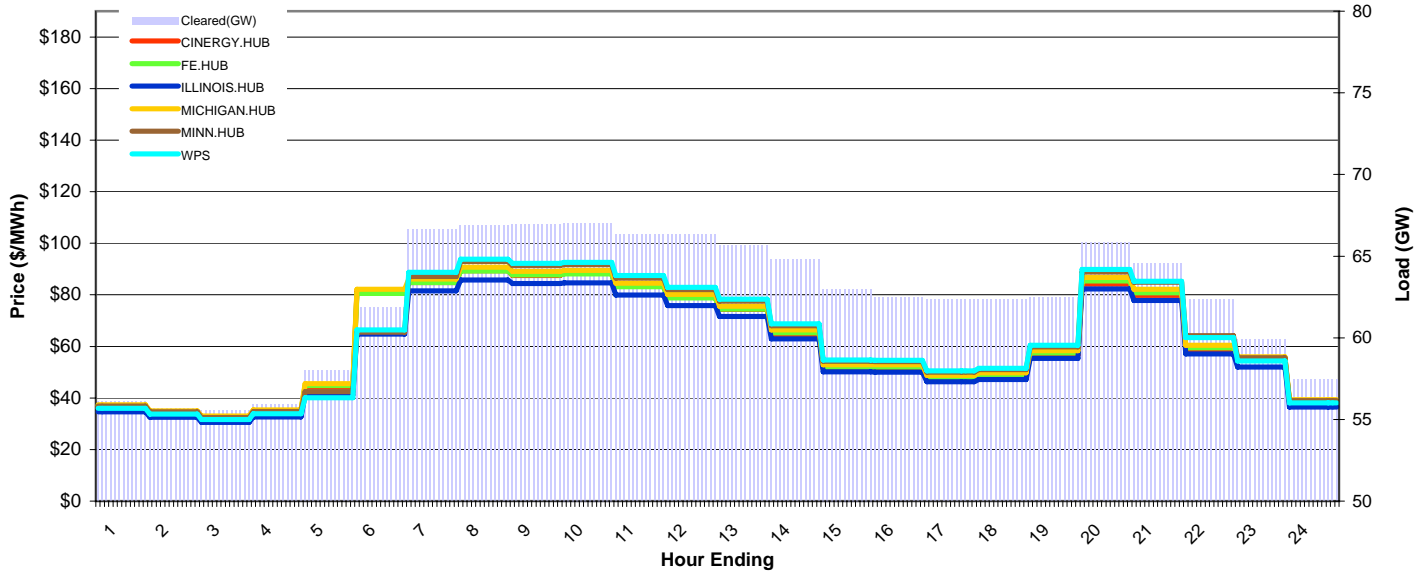
MISO Daily Report

Delivery Day: Tuesday, March 25, 2008

Price Color Codes: ≤0 ≥100 ≥200

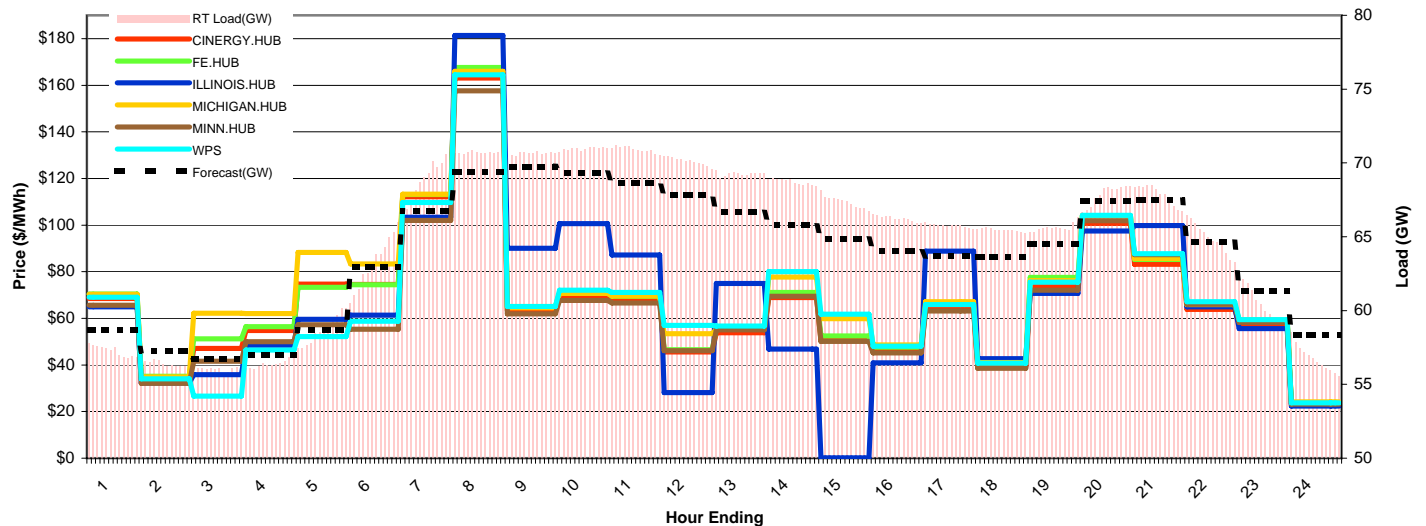
Day-Ahead Prices and Cleared Load

	HE1	HE2	HE3	HE4	HE5	HE6	HE7	HE8	HE9	HE10	HE11	HE12	HE13	HE14	HE15	HE16	HE17	HE18	HE19	HE20	HE21	HE22	HE23	HE24
CINERGY.HUB	36.39	34.08	32.47	34.87	44.20	81.34	84.75	89.36	87.47	88.33	83.38	79.03	74.39	64.63	51.54	51.66	47.27	48.53	56.61	84.17	79.78	58.81	55.15	38.45
FE.HUB	36.93	34.54	32.65	34.95	44.80	80.56	84.72	89.27	87.73	88.06	83.14	78.86	74.45	65.33	52.04	51.98	48.00	49.01	57.45	85.41	80.83	59.43	55.35	38.84
ILLINOIS.HUB	34.61	32.46	30.49	32.64	41.04	64.83	81.56	85.76	84.38	84.63	79.91	75.80	71.65	62.96	50.14	50.04	46.23	47.18	55.36	82.31	77.82	57.10	51.95	36.50
MICHIGAN.HUB	37.31	34.95	33.00	35.36	45.51	82.21	86.07	90.69	89.13	89.47	84.47	80.12	75.64	66.37	52.88	52.81	48.77	49.79	58.37	86.78	82.12	60.40	56.01	39.30
MINN.HUB	36.88	34.63	32.44	34.74	42.50	65.57	87.09	92.90	91.31	91.67	86.55	82.09	77.51	68.01	54.18	54.10	49.97	51.02	59.80	88.91	84.84	64.15	55.60	39.01
WPS	35.97	33.80	31.59	33.82	40.02	66.44	88.71	93.87	92.25	92.63	87.45	82.94	78.31	68.71	54.74	54.66	50.49	51.55	60.42	89.83	85.28	63.39	54.30	38.10
Cleared(GW)	56.1	55.7	55.5	55.9	58.0	61.8	66.7	66.9	66.9	67.0	66.3	66.3	65.7	64.8	63.0	62.5	62.3	62.3	62.5	65.8	64.6	62.3	59.9	57.4



Preliminary Real-Time Prices with Forecasted and Actual System Load

	HE1	HE2	HE3	HE4	HE5	HE6	HE7	HE8	HE9	HE10	HE11	HE12	HE13	HE14	HE15	HE16	HE17	HE18	HE19	HE20	HE21	HE22	HE23	HE24
CINERGY.HUB	68.50	34.12	47.14	54.80	74.73	74.61	112.19	163.14	63.43	68.97	67.96	45.61	53.81	68.92	50.72	45.91	64.12	39.33	73.61	100.81	83.18	63.86	57.48	23.28
FE.HUB	70.45	35.17	51.22	56.37	73.28	74.45	113.15	167.62	65.06	70.77	69.45	46.57	55.32	71.10	52.45	47.57	66.29	41.01	77.53	104.01	85.24	65.35	58.92	23.94
ILLINOIS.HUB	64.98	32.24	35.80	48.49	59.62	61.41	103.36	181.41	90.00	100.56	87.15	28.10	74.98	46.86	0.18	40.86	88.84	42.68	70.74	97.43	99.76	64.91	55.65	22.36
MICHIGAN.HUB	70.30	34.93	62.25	62.11	88.26	83.29	113.26	166.02	64.55	70.65	69.55	53.40	55.39	77.67	59.89	48.57	67.10	41.09	76.22	104.00	85.70	65.87	59.33	24.15
MINN.HUB	65.60	32.07	41.53	50.00	57.22	55.29	102.05	157.63	61.95	67.71	66.63	46.09	55.10	69.42	50.07	45.12	63.16	38.63	72.14	101.89	87.36	66.00	58.15	23.16
WPS	69.10	34.00	26.58	46.45	52.11	58.77	109.72	164.52	65.05	72.09	71.17	56.94	56.76	80.08	61.77	47.98	65.93	40.82	75.50	104.20	87.67	67.13	59.40	23.73
Forecasted(GW)	58.0	55.8	54.4	53.6	53.2	53.5	54.8	55.7	56.7	58.1	58.3	58.1	57.7	57.2	56.6	56.0	56.0	58.1	61.6	65.3	63.8	63.0	60.8	58.8
(RT) - (DA Load)	1.15	0.69	0.49	0.47	0.69	1.43	2.24	3.82	3.71	3.92	4.57	3.80	3.59	3.94	4.37	3.75	3.42	3.11	3.15	2.05	3.28	2.56	0.46	-0.70



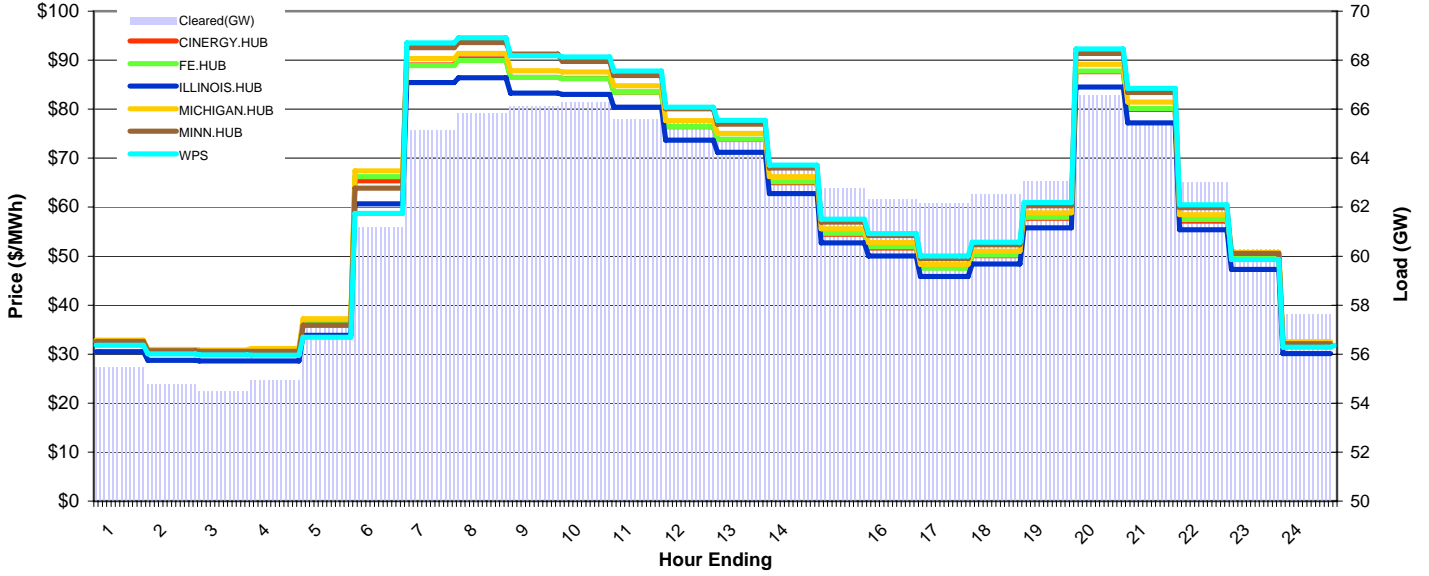
MISO Daily Report

Delivery Day: Wednesday, March 26, 2008

Price Color Codes: <=0 >=100 >=200

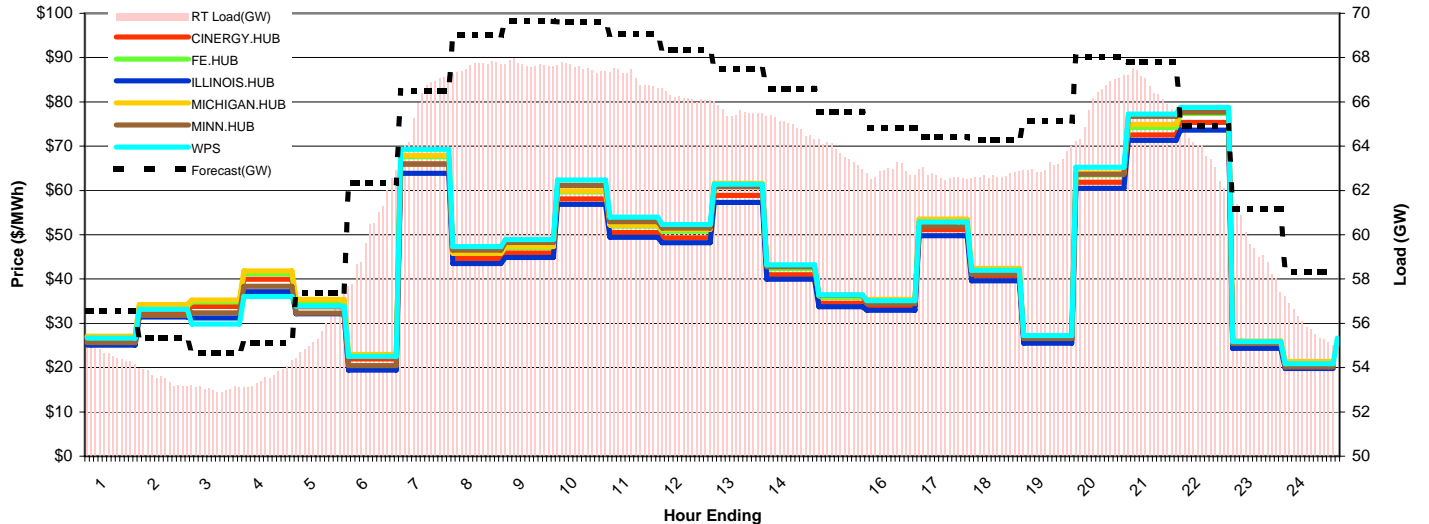
Day-Ahead Prices and Cleared Load

	HE1	HE2	HE3	HE4	HE5	HE6	HE7	HE8	HE9	HE10	HE11	HE12	HE13	HE14	HE15	HE16	HE17	HE18	HE19	HE20	HE21	HE22	HE23	HE24
CINERGY.HUB	32.30	30.56	30.66	30.74	35.94	65.40	89.00	90.24	86.51	86.29	83.49	76.40	73.82	65.00	54.46	51.68	47.67	50.09	57.72	87.66	79.96	57.15	49.99	31.74
FE.HUB	32.46	30.60	30.49	30.70	36.70	66.20	88.91	89.92	86.46	86.22	83.46	76.46	73.90	65.18	54.70	51.92	47.57	50.24	57.93	87.76	80.14	57.51	50.21	32.17
ILLINOIS.HUB	30.51	28.74	28.58	28.60	33.83	60.66	85.46	86.42	83.27	83.05	80.39	73.65	71.20	62.80	52.71	50.03	45.82	48.41	55.79	84.51	77.18	55.41	47.27	30.09
MICHIGAN.HUB	32.85	30.96	30.85	31.15	37.21	67.41	90.34	91.35	87.84	87.60	84.79	77.68	75.08	66.22	55.57	52.75	48.33	51.04	58.85	89.17	81.42	58.43	50.78	32.52
MINN.HUB	32.61	30.73	30.58	30.56	35.90	63.85	92.56	93.60	91.27	89.75	86.87	80.06	76.93	67.98	56.94	54.19	49.52	52.30	60.30	91.37	83.43	59.87	50.55	32.12
WPS	31.84	30.01	29.85	29.76	33.46	58.73	93.52	94.57	90.94	90.68	87.77	80.42	77.73	68.56	57.53	54.61	50.03	52.84	60.93	92.31	84.29	60.49	49.33	31.40
Cleared(GW)	55.5	54.8	54.5	54.9	57.1	61.2	65.2	65.8	66.1	66.3	65.6	65.4	64.7	63.7	62.8	62.3	62.1	62.5	63.1	66.6	65.3	63.0	60.3	57.6



Preliminary Real-Time Prices with Forecasted and Actual System Load

	HE1	HE2	HE3	HE4	HE5	HE6	HE7	HE8	HE9	HE10	HE11	HE12	HE13	HE14	HE15	HE16	HE17	HE18	HE19	HE20	HE21	HE22	HE23	HE24
CINERGY.HUB	26.14	32.91	33.83	39.99	33.75	21.96	66.00	44.66	45.87	58.06	50.50	49.27	58.88	40.94	34.57	33.92	51.15	40.66	26.23	61.83	72.57	75.35	24.99	20.52
FE.HUB	26.90	33.85	34.84	41.19	34.80	22.69	67.65	45.84	47.12	59.68	51.98	50.77	60.92	42.35	35.81	35.21	53.00	41.95	27.04	63.48	74.17	77.37	25.71	21.22
ILLINOIS.HUB	25.06	31.43	31.25	37.16	32.17	19.41	63.88	43.52	44.90	56.83	49.42	48.19	57.29	39.93	33.72	32.94	49.78	39.56	25.54	60.45	71.29	73.65	24.34	19.83
MICHIGAN.HUB	27.08	34.22	35.26	41.87	35.40	22.97	67.92	45.82	47.32	59.91	52.18	51.22	61.63	42.90	36.17	35.40	53.56	42.43	27.15	63.95	74.92	78.18	25.99	21.38
MINN.HUB	25.64	31.79	32.39	38.37	32.27	20.42	65.99	46.54	48.30	61.13	52.98	51.55	60.82	42.78	36.34	34.49	51.89	41.13	26.58	63.62	76.73	77.64	25.46	20.15
WPS	26.66	33.13	29.86	36.06	33.87	22.55	69.26	47.36	48.90	62.37	53.98	52.30	61.40	43.17	36.44	35.09	52.92	41.99	27.24	65.22	77.23	78.72	25.85	20.85
Forecasted(GW)	58.0	55.8	54.4	53.6	53.2	53.5	54.8	55.7	56.7	58.1	58.3	58.1	57.7	57.2	56.6	56.0	56.0	58.1	61.6	65.3	63.8	63.0	60.8	58.8
(RT) - (DA Load)	-0.79	-1.27	-1.43	-1.34	-1.44	-0.91	0.77	1.76	1.57	1.28	1.50	0.79	0.87	1.18	0.93	0.54	0.51	0.15	0.11	-0.45	1.24	0.57	-0.86	-1.72



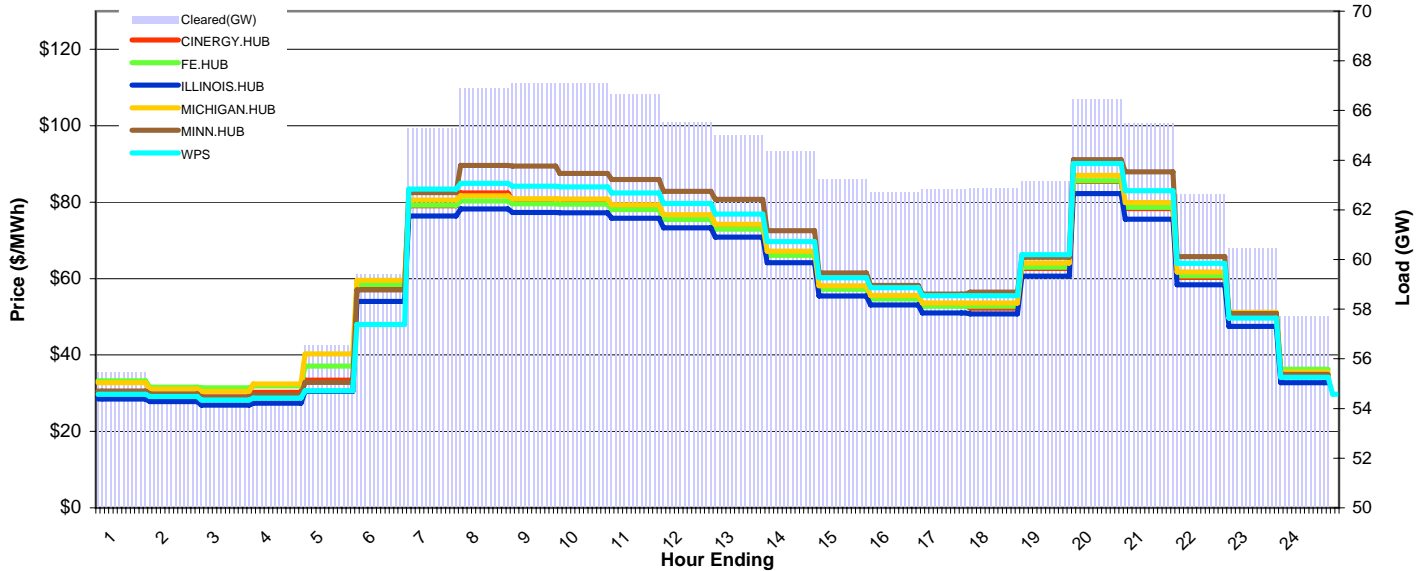
MISO Daily Report

Delivery Day: Thursday, March 27, 2008

Price Color Codes: ≤0 ≥100 ≥200

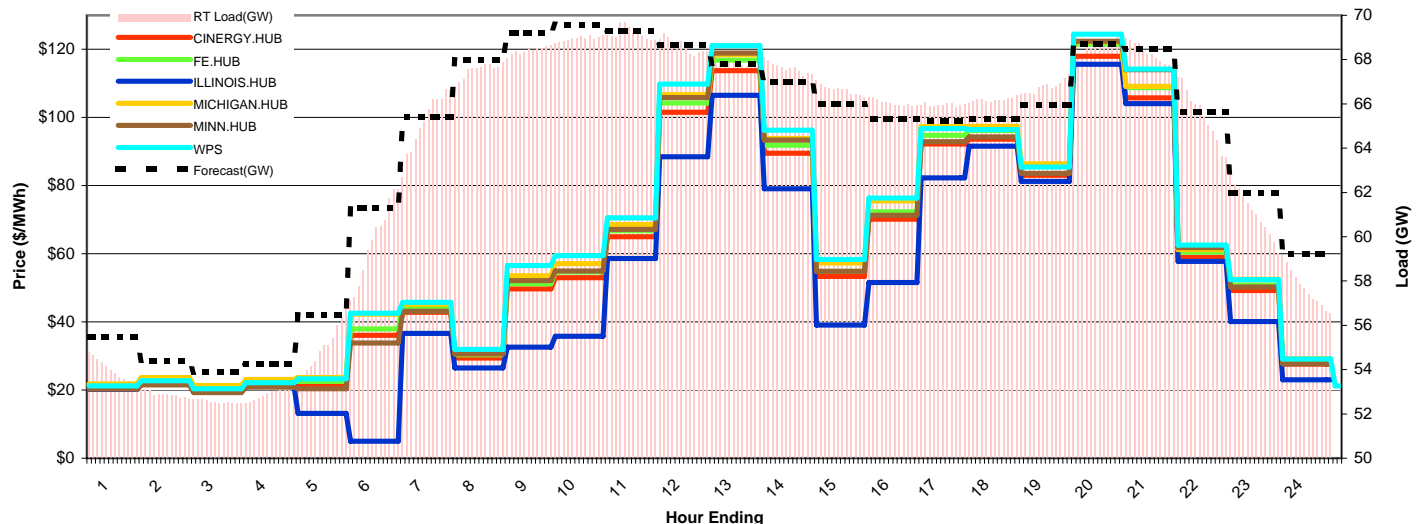
Day-Ahead Prices and Cleared Load

	HE1	HE2	HE3	HE4	HE5	HE6	HE7	HE8	HE9	HE10	HE11	HE12	HE13	HE14	HE15	HE16	HE17	HE18	HE19	HE20	HE21	HE22	HE23	HE24
CINERGY.HUB	30.44	29.69	29.07	30.24	33.42	57.19	79.09	82.42	80.52	80.38	78.85	76.19	73.60	66.56	57.42	55.07	53.03	52.28	62.66	85.41	78.36	60.31	50.33	34.65
FE.HUB	33.27	31.59	31.38	31.93	37.07	58.44	79.28	80.34	79.61	79.52	78.06	75.49	72.99	66.13	57.22	54.73	52.74	52.73	63.02	85.62	78.66	60.74	50.61	36.26
ILLINOIS.HUB	28.51	27.82	26.91	27.42	30.48	54.03	76.35	78.24	77.30	77.21	75.78	73.28	70.85	64.17	55.49	53.11	51.02	50.72	60.61	82.26	75.57	58.41	47.51	32.72
MICHIGAN.HUB	32.77	31.05	30.50	32.44	40.25	59.59	80.56	81.64	80.90	80.81	79.33	76.71	74.18	67.21	58.14	55.62	53.59	53.58	64.04	87.00	79.94	61.72	51.22	35.51
MINN.HUB	30.54	29.84	28.90	29.54	32.83	57.07	82.52	89.59	89.44	87.54	85.94	82.88	80.74	72.51	61.47	58.19	55.96	56.48	65.61	91.11	87.91	65.77	50.83	34.94
WPS	29.76	29.13	28.19	28.73	30.62	48.00	83.39	84.93	84.19	84.00	82.46	79.69	76.91	69.66	60.21	57.62	55.51	55.50	66.30	90.13	82.97	64.00	49.65	34.18
Cleared(GW)	55.4	54.6	54.4	54.7	56.6	59.4	65.3	66.9	67.1	67.1	66.7	65.5	65.0	64.4	63.2	62.7	62.8	62.9	63.1	66.5	65.5	62.6	60.5	57.7



Preliminary Real-Time Prices with Forecasted and Actual System Load

	HE1	HE2	HE3	HE4	HE5	HE6	HE7	HE8	HE9	HE10	HE11	HE12	HE13	HE14	HE15	HE16	HE17	HE18	HE19	HE20	HE21	HE22	HE23	HE24
CINERGY.HUB	20.87	22.61	20.35	22.07	21.62	36.10	42.87	29.43	49.71	53.00	64.96	101.52	113.76	89.52	53.31	70.17	92.26	93.64	83.06	118.00	105.75	58.85	49.21	27.62
FE.HUB	21.57	23.38	21.07	22.91	22.53	37.93	44.30	30.32	51.21	54.71	66.83	104.30	116.87	91.90	54.85	72.30	94.79	96.14	85.68	121.56	108.79	60.50	50.84	28.61
ILLINOIS.HUB	20.16	21.78	19.59	21.20	13.15	5.01	36.64	26.46	32.61	35.81	58.60	88.49	106.51	79.12	39.07	51.61	82.33	91.62	81.26	115.64	104.11	57.80	40.12	23.02
MICHIGAN.HUB	21.82	23.68	21.36	23.14	23.69	42.24	45.22	30.58	53.58	57.11	68.53	106.66	118.42	93.85	57.29	75.55	97.29	97.37	86.42	122.24	109.18	61.22	52.54	29.22
MINN.HUB	20.26	21.53	19.22	20.81	20.39	33.85	43.13	30.65	52.09	54.92	67.12	105.82	118.96	93.40	54.84	71.29	92.90	94.30	83.64	122.36	114.05	61.78	50.21	27.73
WPS	21.23	22.75	20.42	22.13	23.28	42.53	45.79	31.96	56.56	59.45	70.56	109.81	121.06	96.31	58.38	76.36	96.72	96.44	85.48	124.48	114.23	62.58	52.46	29.12
Forecasted(GW)	58.0	55.8	54.4	53.6	53.2	53.5	54.8	55.7	56.7	58.1	58.3	58.1	57.7	57.2	56.6	56.0	56.0	58.1	61.6	65.3	63.8	63.0	60.8	58.8
(RT) - (DA Load)	-1.47	-1.69	-1.87	-1.80	-1.62	0.38	-0.07	0.61	1.30	1.84	2.52	3.07	3.00	3.26	3.42	3.34	3.13	3.32	3.63	2.14	2.77	2.86	0.65	-0.07



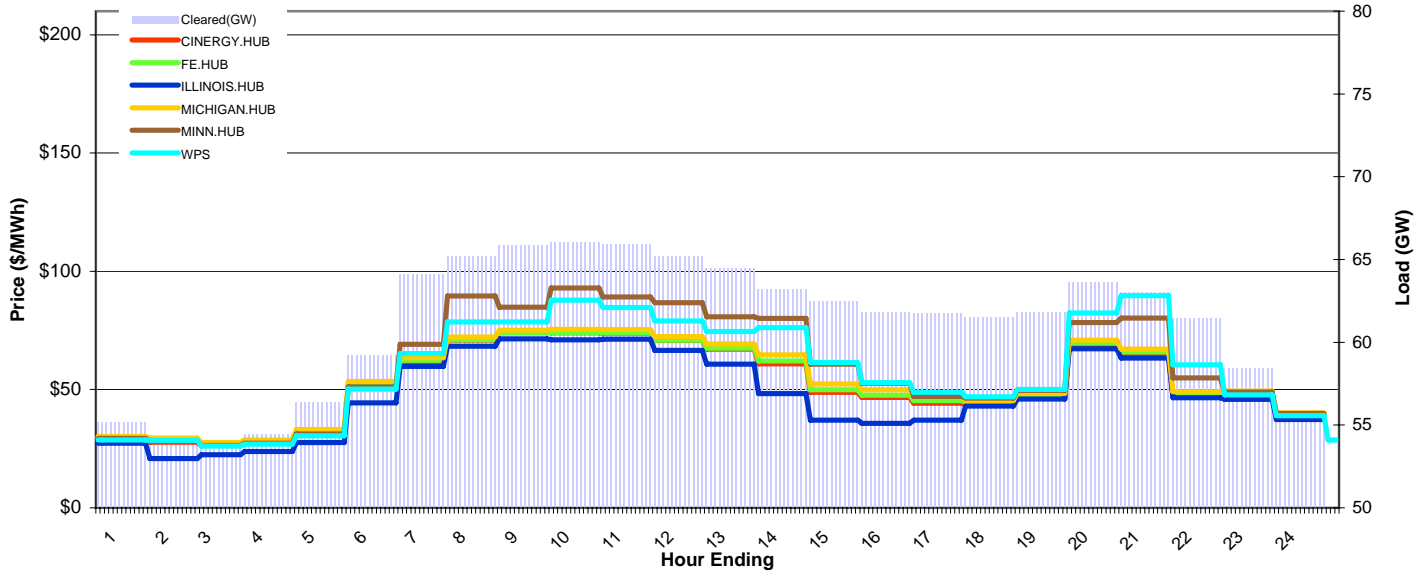
MISO Daily Report

Delivery Day: Friday, March 28, 2008

Price Color Codes: ≤0 ≥100 ≥200

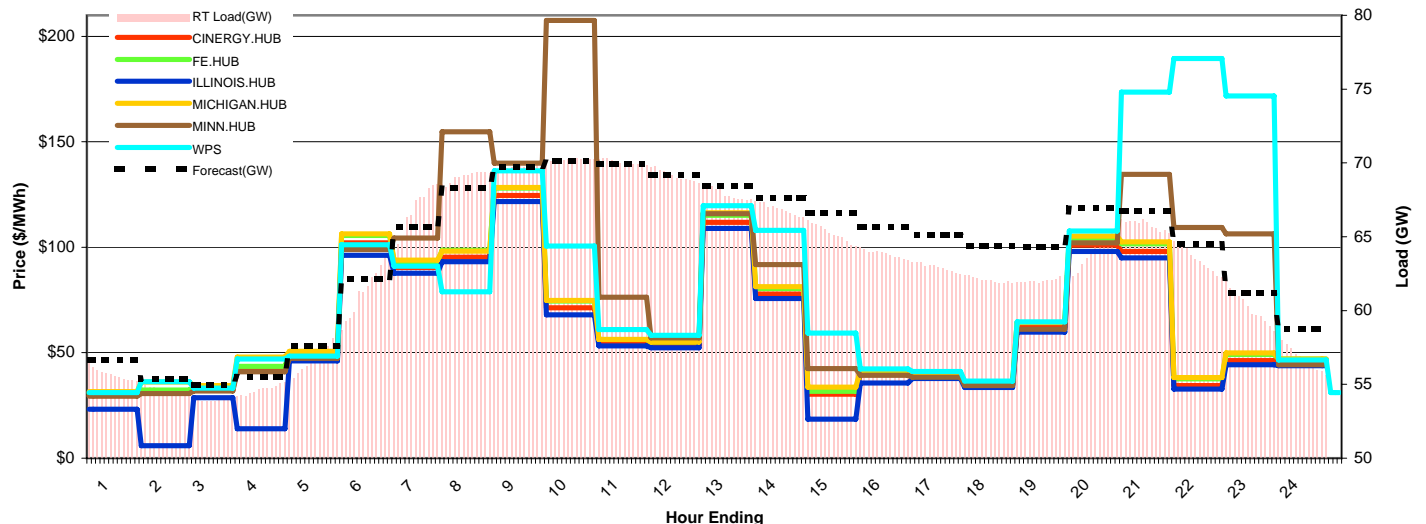
Day-Ahead Prices and Cleared Load

	HE1	HE2	HE3	HE4	HE5	HE6	HE7	HE8	HE9	HE10	HE11	HE12	HE13	HE14	HE15	HE16	HE17	HE18	HE19	HE20	HE21	HE22	HE23	HE24
CINERGY.HUB	29.19	27.76	26.45	27.52	31.92	51.25	61.52	70.92	74.30	73.96	73.83	70.72	67.11	60.93	48.79	46.69	44.30	43.57	46.55	68.00	64.12	46.96	48.25	39.34
FE.HUB	29.77	28.34	26.99	28.04	32.57	52.24	62.44	71.02	73.89	74.18	74.08	70.96	67.48	62.04	49.98	47.68	45.30	44.63	47.68	69.74	65.96	48.29	48.75	39.77
ILLINOIS.HUB	27.40	20.82	22.50	23.78	27.67	44.43	59.84	68.31	71.50	71.09	71.25	66.62	60.71	48.34	37.09	35.68	37.12	43.08	46.02	67.19	63.39	46.49	45.81	37.39
MICHIGAN.HUB	30.18	29.46	27.67	28.68	33.20	53.40	63.45	72.28	75.11	75.54	75.38	72.43	69.24	64.74	52.40	49.92	46.98	45.35	48.44	70.91	67.13	49.12	49.33	40.25
MINN.HUB	29.42	28.15	26.42	27.35	31.23	51.08	69.21	89.59	84.83	92.94	89.14	86.72	80.74	80.15	60.82	52.62	47.15	46.46	49.63	78.40	80.30	54.92	48.96	39.95
WPS	28.68	28.53	26.11	26.92	30.46	50.21	65.16	78.62	78.58	87.83	84.64	79.07	74.56	76.14	61.39	52.97	48.91	46.93	50.13	82.38	89.69	60.52	47.81	39.01
Cleared(GW)	55.2	54.3	53.8	54.4	56.4	59.2	64.1	65.2	65.8	66.0	65.9	65.2	64.4	63.2	62.5	61.8	61.7	61.5	61.8	63.6	63.0	61.5	58.5	55.3



Preliminary Real-Time Prices with Forecasted and Actual System Load

	HE1	HE2	HE3	HE4	HE5	HE6	HE7	HE8	HE9	HE10	HE11	HE12	HE13	HE14	HE15	HE16	HE17	HE18	HE19	HE20	HE21	HE22	HE23	HE24
CINERGY.HUB	29.56	31.29	32.44	42.02	48.46	102.14	90.44	95.36	124.57	71.36	54.59	53.52	111.82	77.79	30.33	39.78	39.11	34.89	62.08	101.09	97.98	34.45	46.30	45.49
FE.HUB	30.61	32.37	33.55	43.48	50.20	105.54	93.12	98.59	128.12	74.46	56.23	55.04	115.18	80.43	31.74	41.21	40.51	36.15	64.40	104.31	101.63	37.60	49.21	47.01
ILLINOIS.HUB	23.18	5.88	28.71	13.98	46.16	96.16	87.67	93.20	121.70	68.05	53.23	52.32	108.95	75.74	18.52	35.70	37.78	33.60	59.73	97.97	95.01	32.84	44.32	43.88
MICHIGAN.HUB	31.49	36.12	34.44	47.91	50.72	106.33	93.88	98.22	128.31	74.73	56.23	55.15	116.34	81.28	33.62	41.76	40.52	36.15	64.35	105.23	102.53	38.18	49.86	47.00
MINN.HUB	29.47	30.62	31.79	40.91	47.38	99.00	104.41	154.70	139.89	207.62	76.28	57.06	115.87	91.83	42.56	39.32	38.42	34.50	61.14	102.10	134.64	109.33	106.37	44.36
WPS	31.11	36.22	33.25	47.07	48.42	101.18	90.97	78.92	136.32	100.65	60.94	58.20	119.68	108.07	59.32	42.40	41.09	36.61	64.69	107.72	173.60	189.59	171.73	46.61
Forecasted(GW)	58.0	55.8	54.4	53.6	53.2	53.5	54.8	55.7	56.7	58.1	58.3	58.1	57.7	57.2	56.6	56.0	56.0	58.1	61.6	65.3	63.8	63.0	60.8	58.8
(RT) - (DA Load)	0.50	0.31	0.18	0.17	0.27	2.20	2.66	3.85	3.89	4.16	4.09	3.94	3.48	3.64	2.76	2.00	1.17	0.56	0.20	0.40	2.79	2.01	1.78	1.56



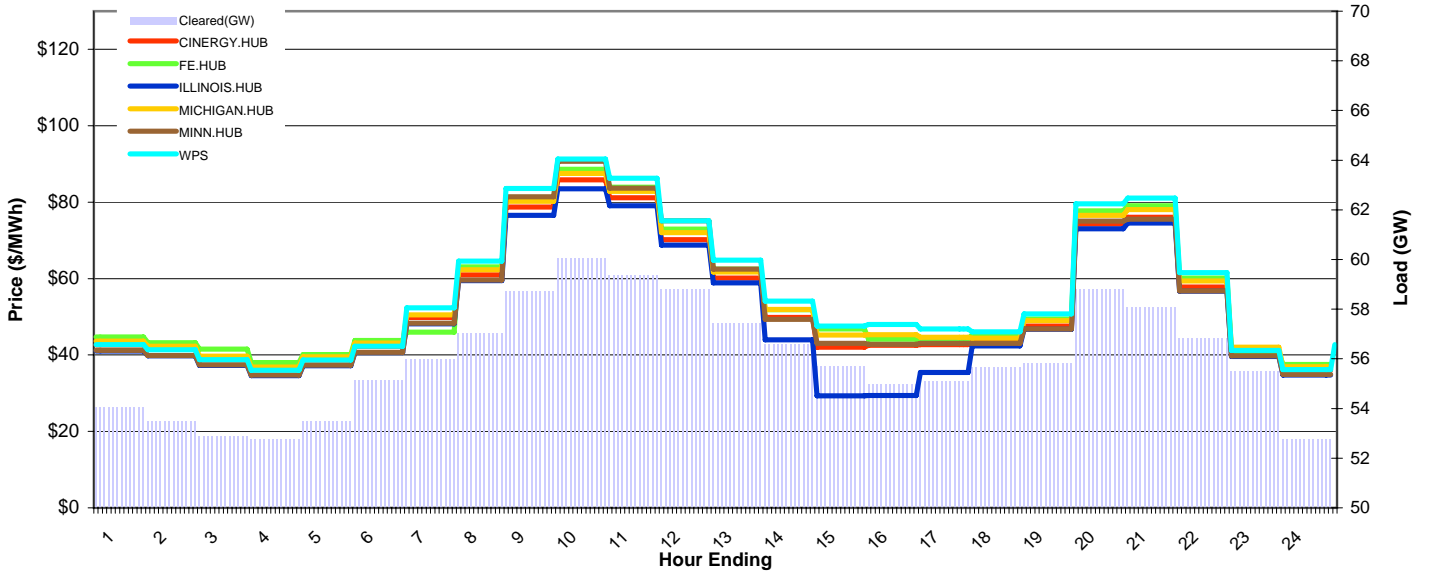
MISO Daily Report

Delivery Day: Saturday, March 29, 2008

Price Color Codes: <=0 >=100 >=200

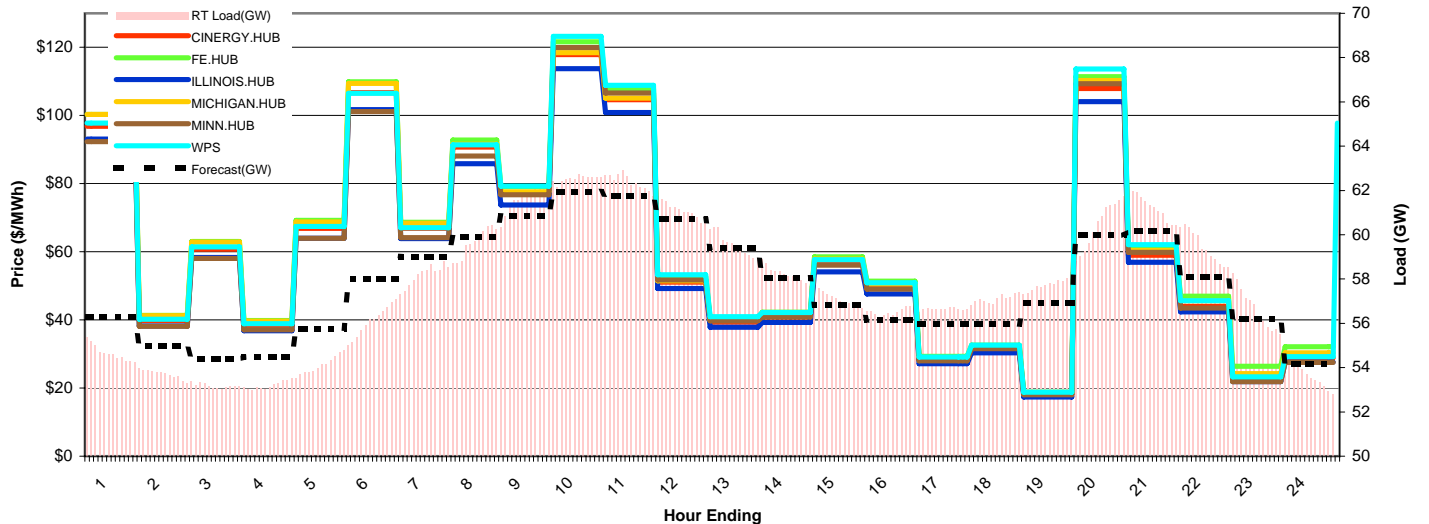
Day-Ahead Prices and Cleared Load

	HE1	HE2	HE3	HE4	HE5	HE6	HE7	HE8	HE9	HE10	HE11	HE12	HE13	HE14	HE15	HE16	HE17	HE18	HE19	HE20	HE21	HE22	HE23	HE24
CINERGY.HUB	42.65	41.48	38.81	36.20	38.72	42.28	49.87	60.94	78.71	85.87	81.18	70.17	60.18	49.86	42.09	42.55	42.70	43.33	47.61	74.28	76.05	57.76	40.99	35.98
FE.HUB	44.70	43.18	41.56	38.07	40.10	43.78	45.95	63.06	81.24	88.64	83.91	72.95	62.50	51.83	46.80	44.15	44.26	45.32	49.41	77.75	79.07	60.10	40.50	37.50
ILLINOIS.HUB	41.05	39.79	37.30	34.59	37.21	40.63	48.19	59.48	76.59	83.54	79.11	68.76	58.92	44.01	29.31	29.37	35.46	42.38	46.78	73.05	74.59	56.70	39.64	34.79
MICHIGAN.HUB	43.63	42.28	39.71	36.84	39.52	43.14	50.51	62.28	80.23	87.53	82.87	72.04	61.72	51.91	45.23	45.33	44.63	44.39	48.97	76.60	78.09	59.36	42.07	36.95
MINN.HUB	41.17	39.91	37.41	34.75	37.32	40.75	48.34	59.64	81.39	90.71	83.66	75.12	62.50	49.30	43.04	42.84	43.04	43.06	46.86	75.04	75.58	56.80	39.76	34.90
WPS	42.71	41.40	38.81	36.04	38.72	42.26	52.37	64.60	83.56	91.31	86.28	75.17	64.87	54.07	47.62	47.97	46.82	46.06	50.79	79.54	81.06	61.57	41.23	36.20
Cleared(GW)	54.0	53.5	52.9	52.8	53.5	55.1	56.0	57.0	58.7	60.1	59.4	58.8	57.4	56.6	55.7	55.0	55.1	55.7	55.8	58.8	58.1	56.8	55.5	52.7



Preliminary Real-Time Prices with Forecasted and Actual System Load

	HE1	HE2	HE3	HE4	HE5	HE6	HE7	HE8	HE9	HE10	HE11	HE12	HE13	HE14	HE15	HE16	HE17	HE18	HE19	HE20	HE21	HE22	HE23	HE24
CINERGY.HUB	96.85	39.83	60.81	38.45	66.90	106.70	66.84	90.78	76.79	117.89	104.64	51.13	39.32	40.86	56.48	49.61	28.31	31.54	18.10	107.96	59.02	43.99	22.80	28.83
FE.HUB	100.28	41.31	62.99	39.87	69.26	109.86	68.71	92.80	79.10	121.67	107.85	52.74	40.59	42.29	58.54	51.36	29.31	32.64	18.80	111.37	60.92	46.99	26.40	32.09
ILLINOIS.HUB	93.05	38.20	58.33	36.81	63.93	101.74	63.86	85.81	73.76	113.77	100.91	49.25	37.90	39.29	54.15	47.65	27.10	30.30	17.34	104.09	56.96	42.39	21.90	27.57
MICHIGAN.HUB	100.28	41.25	62.85	39.67	68.75	109.46	68.37	91.60	77.59	118.48	105.08	51.44	39.87	41.66	57.87	50.56	28.90	32.18	18.49	110.30	60.36	45.62	24.19	30.34
MINN.HUB	92.30	38.18	58.06	37.12	64.01	101.13	64.17	88.07	76.75	119.96	106.58	51.73	39.71	40.88	56.08	49.07	27.99	31.56	18.06	109.29	59.88	43.47	21.93	27.56
WPS	97.75	40.22	61.46	38.88	67.45	106.48	67.03	91.43	79.31	123.26	108.86	53.26	40.99	42.18	57.72	50.87	29.10	32.63	18.74	113.62	62.07	45.69	23.33	29.24
Forecasted(GW)	58.0	55.8	54.4	53.6	53.2	53.5	54.8	55.7	56.7	58.1	58.3	58.1	57.7	57.2	56.6	56.0	56.0	58.1	61.6	65.3	63.8	63.0	60.8	58.8
(RT) - (DA Load)	0.62	0.20	0.31	0.43	0.61	0.95	2.20	2.61	2.92	2.45	3.03	2.32	2.12	1.65	1.41	1.53	1.55	1.44	1.92	1.66	3.18	2.62	1.14	1.02



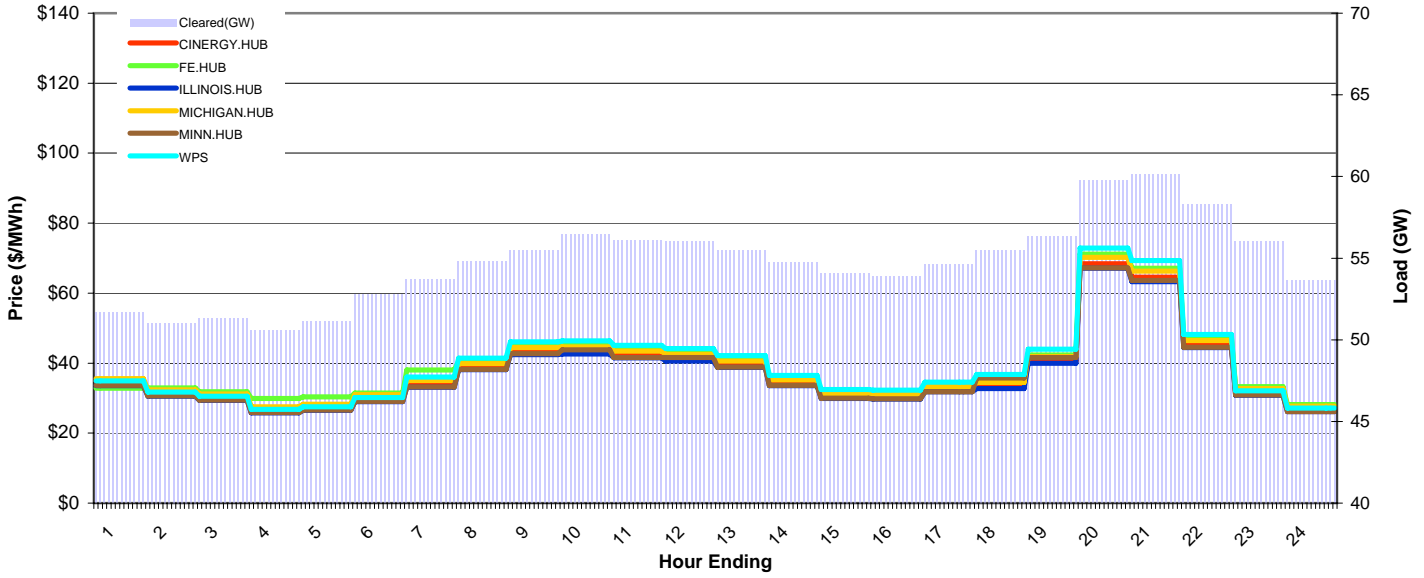
MISO Daily Report

Delivery Day: Sunday, March 30, 2008

Price Color Codes: <=0 >=100 >=200

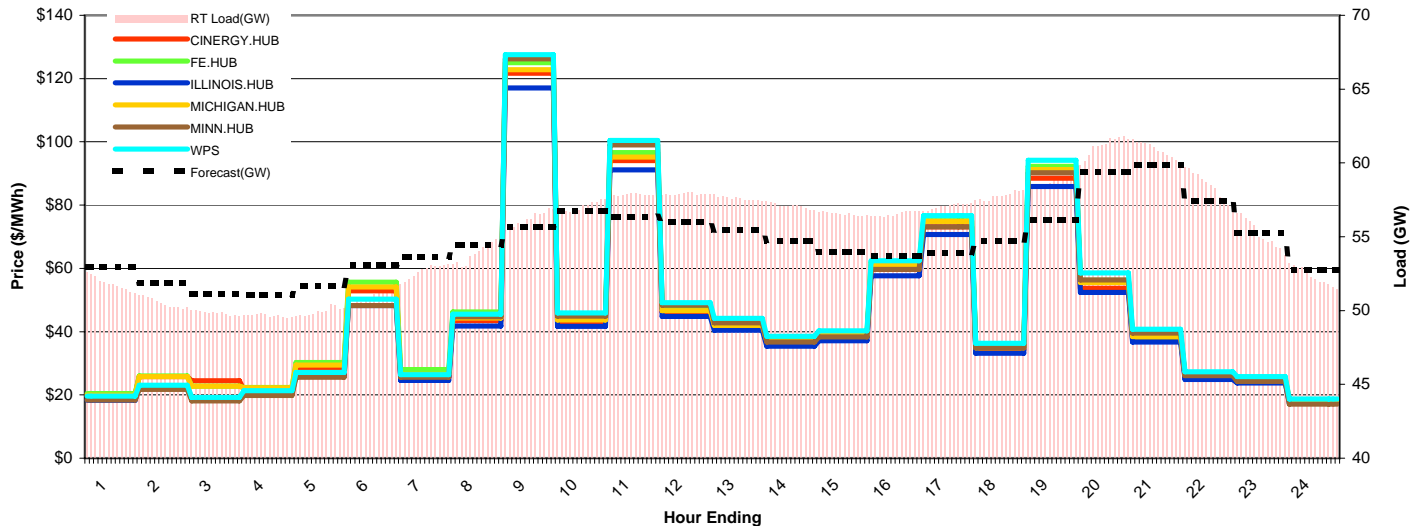
Day-Ahead Prices and Cleared Load

	HE1	HE2	HE3	HE4	HE5	HE6	HE7	HE8	HE9	HE10	HE11	HE12	HE13	HE14	HE15	HE16	HE17	HE18	HE19	HE20	HE21	HE22	HE23	HE24
CINERGY.HUB	34.89	31.87	30.66	26.95	27.69	30.34	34.04	39.15	43.56	43.74	42.65	41.54	39.52	34.24	30.43	30.27	32.36	33.42	40.60	68.44	64.56	45.15	31.86	27.04
FE.HUB	32.84	32.88	31.84	29.87	30.32	31.43	38.08	40.41	44.97	45.15	44.02	43.09	41.12	35.61	31.69	31.50	33.71	34.87	42.38	71.11	67.09	47.07	33.24	28.14
ILLINOIS.HUB	33.54	30.51	29.34	25.78	26.49	29.03	33.12	38.12	42.42	42.58	41.52	40.64	38.80	33.60	29.89	29.72	31.80	32.78	39.92	67.09	63.28	44.41	30.85	26.11
MICHIGAN.HUB	35.60	32.40	31.18	27.56	28.28	30.98	34.98	39.91	44.41	44.58	43.47	42.55	40.61	35.17	31.29	31.11	33.29	34.45	41.86	70.23	66.26	46.49	32.75	27.73
MINN.HUB	33.64	30.60	29.43	25.86	26.57	29.11	33.18	38.19	42.68	43.76	41.60	41.59	38.87	33.66	29.95	29.77	31.86	35.76	41.60	67.21	63.66	44.49	30.94	26.19
WPS	34.89	31.75	30.53	26.83	27.57	30.21	36.00	41.40	46.08	46.33	45.10	44.21	42.13	36.48	32.46	32.28	34.53	36.73	43.97	72.86	69.32	48.23	32.10	27.17
Cleared(GW)	51.7	51.0	51.3	50.6	51.2	52.8	53.7	54.8	55.5	56.4	56.1	56.0	55.5	54.7	54.1	53.9	54.6	55.5	56.4	59.7	60.1	58.3	56.0	53.6



Preliminary Real-Time Prices with Forecasted and Actual System Load

	HE1	HE2	HE3	HE4	HE5	HE6	HE7	HE8	HE9	HE10	HE11	HE12	HE13	HE14	HE15	HE16	HE17	HE18	HE19	HE20	HE21	HE22	HE23	HE24
CINERGY.HUB	20.12	25.83	24.43	21.61	28.35	52.91	25.64	43.51	121.73	43.09	94.08	46.18	41.66	36.56	38.36	59.66	73.13	34.19	88.55	53.74	37.61	25.44	24.48	17.93
FE.HUB	20.39	26.00	22.80	22.37	30.25	55.61	28.01	46.21	125.03	45.18	96.62	47.38	42.64	37.48	39.36	61.93	75.02	35.09	92.30	56.23	38.37	26.30	25.10	18.41
ILLINOIS.HUB	18.34	22.50	18.67	20.36	26.21	48.22	24.59	41.77	117.01	41.67	91.14	44.77	40.46	35.43	37.16	57.63	70.68	33.19	85.85	52.44	36.72	24.85	23.78	17.35
MICHIGAN.HUB	19.93	25.83	22.74	22.27	29.48	54.10	26.49	44.29	122.80	43.71	95.19	46.66	42.01	36.94	38.94	60.95	74.81	34.92	91.26	55.50	38.47	26.15	25.23	18.55
MINN.HUB	18.44	21.77	18.08	19.82	25.56	48.29	25.61	44.69	126.26	44.90	99.07	48.32	42.83	36.75	38.30	59.69	73.18	34.88	90.23	56.35	39.57	26.11	24.28	17.09
WPS	19.64	23.02	19.22	21.36	27.11	50.30	26.36	45.48	127.56	45.91	100.48	49.16	44.23	38.51	40.27	62.44	76.70	36.36	94.13	58.61	40.81	27.28	25.79	18.69
Forecasted(GW)	58.0	55.8	54.4	53.6	53.2	53.5	54.8	55.7	56.7	58.1	58.3	58.1	57.7	57.2	56.6	56.0	56.0	58.1	61.6	65.3	63.8	63.0	60.8	58.8
(RT) - (DA Load)	0.12	-0.50	-1.51	-0.91	-1.23	-1.79	-1.08	-0.84	0.72	0.60	1.76	1.84	2.11	2.36	2.44	2.60	2.41	2.27	2.43	1.41	0.72	0.15	-0.82	-1.32



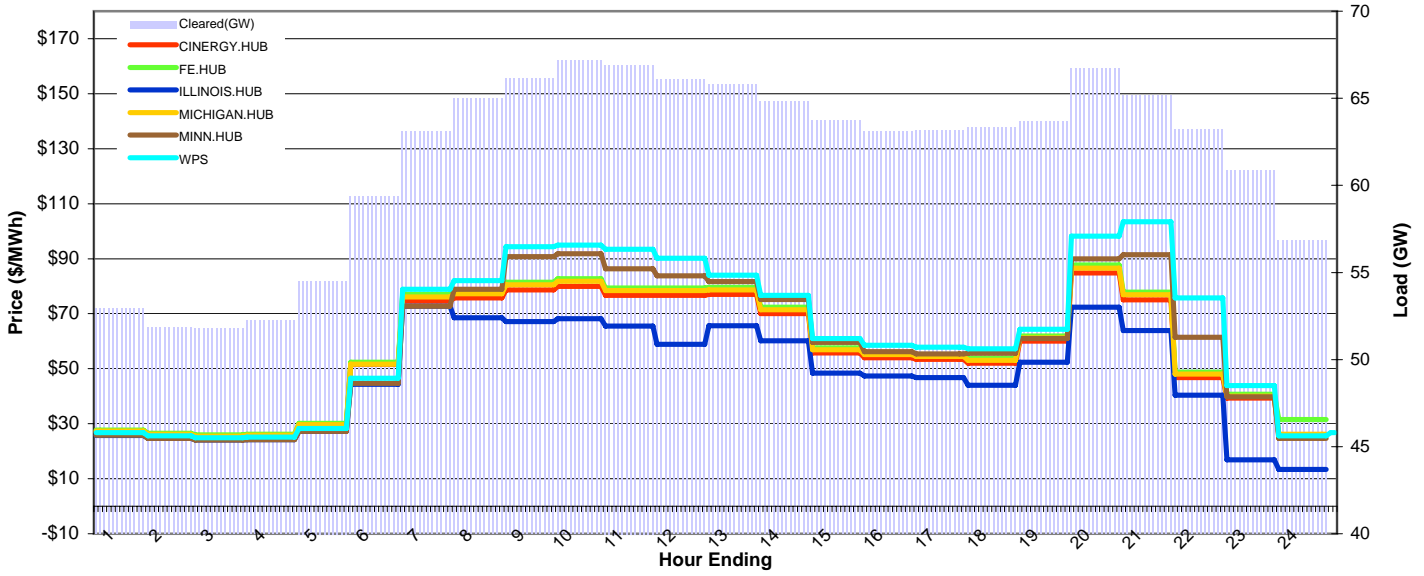
MISO Daily Report

Delivery Day: Monday, March 31, 2008

Price Color Codes: ≤0 ≥100 ≥200

Day-Ahead Prices and Cleared Load

	HE1	HE2	HE3	HE4	HE5	HE6	HE7	HE8	HE9	HE10	HE11	HE12	HE13	HE14	HE15	HE16	HE17	HE18	HE19	HE20	HE21	HE22	HE23	HE24
CINERGY.HUB	26.92	25.81	25.17	25.48	29.28	51.71	74.63	75.70	78.65	79.92	76.65	76.71	77.00	70.01	55.72	54.04	53.40	52.00	60.00	84.81	75.00	46.80	39.36	25.71
FE.HUB	27.74	26.58	25.91	26.23	30.09	52.38	77.01	78.19	81.45	82.75	79.37	79.37	79.57	72.37	57.59	55.83	55.17	53.75	61.96	87.70	77.85	48.74	40.68	31.51
ILLINOIS.HUB	25.74	24.68	24.04	24.19	27.19	44.31	72.70	68.50	67.14	68.17	65.50	58.92	65.65	60.12	48.41	47.31	46.79	43.95	52.35	72.37	63.86	40.36	16.85	13.38
MICHIGAN.HUB	27.34	26.20	25.52	25.83	29.64	51.61	76.05	77.25	80.48	81.77	78.40	78.40	78.62	71.50	56.90	55.15	54.50	53.11	61.20	86.61	76.91	48.11	40.06	26.17
MINN.HUB	25.81	24.73	24.10	24.23	27.22	44.71	72.77	78.87	90.74	91.75	86.36	83.78	81.68	75.12	59.61	56.17	55.43	55.57	60.92	90.00	91.46	61.48	39.84	24.64
WPS	26.78	25.55	24.91	25.10	28.25	46.49	78.91	82.00	94.38	94.91	93.48	90.22	84.01	76.72	60.99	58.51	57.79	57.25	64.40	98.21	103.46	75.78	43.88	25.59
Cleared(GW)	52.9	51.8	51.8	52.2	54.5	59.3	63.1	65.0	66.2	67.2	66.9	66.1	65.8	64.8	63.7	63.1	63.2	63.3	63.7	66.7	65.2	63.2	60.8	56.8



Preliminary Real-Time Prices with Forecasted and Actual System Load

	HE1	HE2	HE3	HE4	HE5	HE6	HE7	HE8	HE9	HE10	HE11	HE12	HE13	HE14	HE15	HE16	HE17	HE18	HE19	HE20	HE21	HE22	HE23	HE24
CINERGY.HUB	14.44	20.89	22.26	26.18	24.54	57.38	88.94	83.03	63.57	139.01	94.31	68.35	99.15	96.42	85.09	61.99	99.04	76.86	48.37	37.16	30.73	24.71	16.31	21.62
FE.HUB	14.77	21.37	22.89	27.47	24.01	54.55	84.55	74.31	64.23	140.68	95.60	69.31	100.57	97.82	86.15	62.82	100.29	77.76	49.09	37.79	31.15	25.07	16.57	22.08
ILLINOIS.HUB	13.97	20.15	21.45	25.15	22.29	50.65	80.42	71.82	62.11	119.28	80.73	53.96	97.16	94.41	48.51	38.76	65.36	75.58	47.48	31.43	14.97	6.98	-6.49	21.09
MICHIGAN.HUB	15.01	21.71	23.23	27.51	24.44	55.67	86.99	76.78	66.56	145.29	98.60	71.46	103.89	101.14	89.67	65.48	104.52	80.63	50.70	38.72	31.95	25.79	17.08	22.73
MINN.HUB	13.89	19.97	21.26	24.90	22.07	50.74	83.31	75.92	71.75	150.18	98.41	70.67	98.92	96.09	84.40	61.76	99.40	76.90	48.41	37.28	31.49	24.75	15.85	20.84
WPS	15.04	21.60	22.99	26.98	24.18	55.91	90.49	82.10	83.51	166.98	119.15	93.16	116.96	108.19	93.07	67.97	109.05	84.72	57.28	48.83	38.30	27.51	17.85	23.33
Forecasted(GW)	58.0	55.8	54.4	53.6	53.2	53.5	54.8	55.7	56.7	58.1	58.3	58.1	57.7	57.2	56.6	56.0	56.0	58.1	61.6	65.3	63.8	63.0	60.8	58.8
(RT) - (DA Load)	-2.09	-1.78	-2.07	-1.97	-2.01	-1.73	0.51	1.33	1.23	0.95	1.44	1.78	1.67	2.41	2.60	2.51	2.44	2.47	2.61	0.71	1.51	0.24	-1.89	-1.68

