

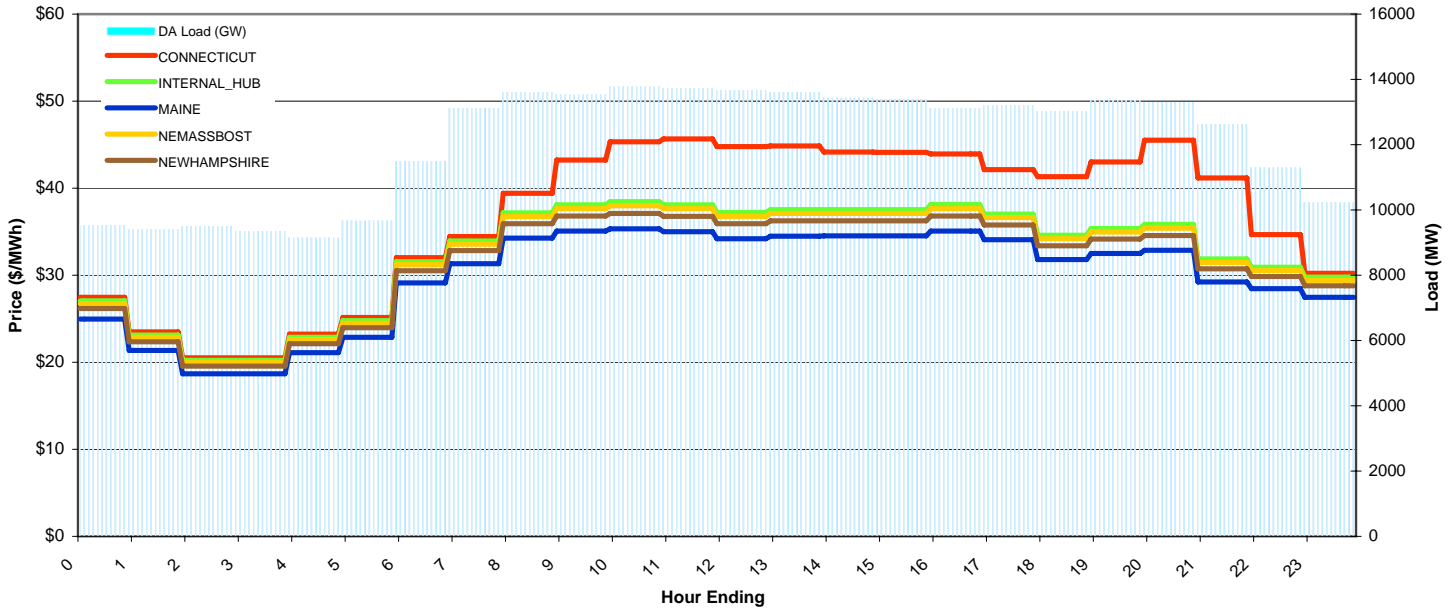
# ISO-NE Daily Report

5/1/2009

Price Color Codes: <=0 >=100 >=200

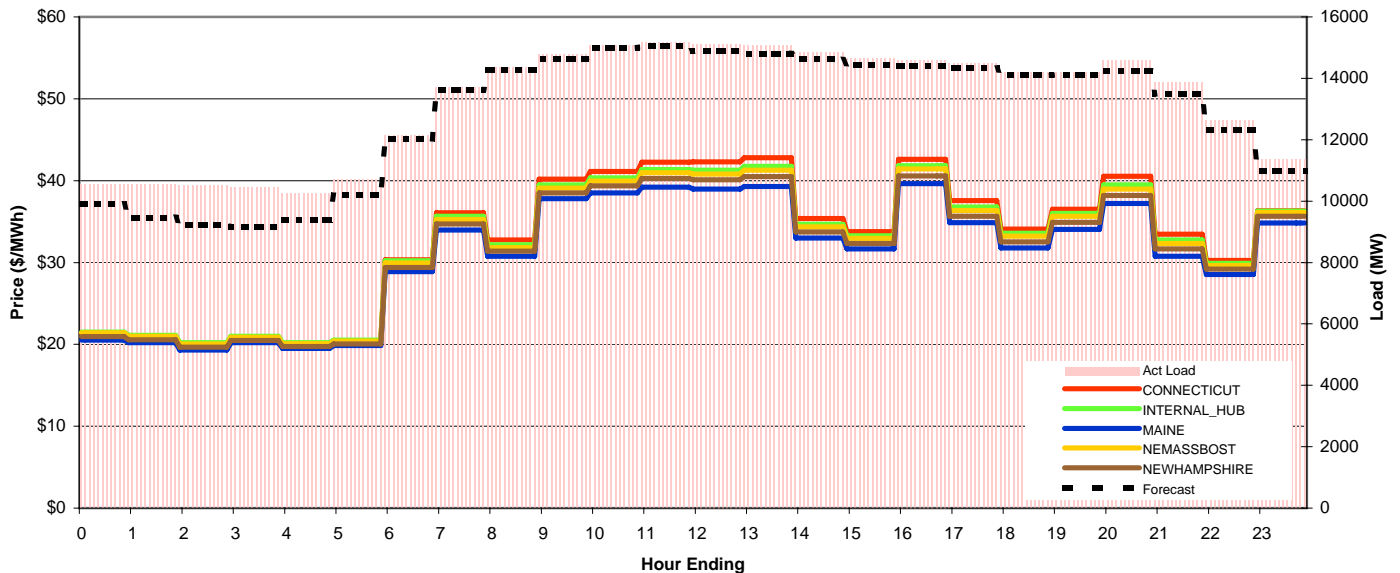
## Day-Ahead Prices and Cleared Load

	HE1	HE2	HE3	HE4	HE5	HE6	HE7	HE8	HE9	HE10	HE11	HE12	HE13	HE14	HE15	HE16	HE17	HE18	HE19	HE20	HE21	HE22	HE23	HE24	avg all/peak
CONNECTICUT	27.45	23.48	20.52	20.52	23.22	25.15	32.04	34.45	39.43	43.25	45.33	44.77	44.86	44.15	44.11	43.94	42.15	41.34	43.00	45.51	41.17	34.68	30.22	37 / 42	
NEMASSBOST	26.74	22.37	19.98	19.98	22.61	24.49	31.2	33.56	36.74	37.64	37.98	37.63	36.76	37.09	37.08	37.66	36.6	34.19	34.95	35.4	31.48	30.54	29.43	32 / 36	
NEWHAMPSHIRE	26.16	22.37	19.55	19.55	22.12	23.96	30.52	32.83	35.93	36.8	37.11	36.77	35.92	36.24	36.25	36.81	35.78	33.4	34.15	34.57	30.74	29.86	28.79	31 / 35	
MAINE	24.97	21.35	18.66	18.66	21.12	22.87	29.13	31.33	34.27	35.06	35.34	35.00	34.19	34.50	34.52	34.51	35.06	34.09	31.80	32.50	32.87	29.22	28.45	27.48	30 / 33
INTERNAL_HUB	27.05	23.13	20.22	20.22	22.88	24.77	31.56	33.95	37.18	38.1	38.44	38.1	37.22	37.55	37.55	37.54	38.12	37.04	34.61	35.38	35.84	31.88	30.91	29.77	32 / 36
DA Load (GW)	9.5	9.4	9.5	9.4	9.1	9.7	11.5	13.1	13.6	13.5	13.8	13.7	13.7	13.6	13.4	13.4	13.1	13.2	13.0	13.4	13.3	12.6	11.3	10.2	



## Preliminary Real-Time Prices with Forecasted and Actual System Load

	HE1	HE2	HE3	HE4	HE5	HE6	HE7	HE8	HE9	HE10	HE11	HE12	HE13	HE14	HE15	HE16	HE17	HE18	HE19	HE20	HE21	HE22	HE23	HE24	avg all/peak
CONNECTICUT	21.38	20.98	20.05	20.82	20.05	20.41	30.32	36.07	32.74	40.18	41.12	42.24	42.29	42.79	35.37	33.79	42.62	37.57	34.07	36.52	40.52	33.46	30.25	36.30	33 / 38
NEMASSBOST	21.42	20.99	20.06	20.86	20.09	20.42	29.96	35.26	31.82	39.07	39.95	40.96	40.82	41.29	34.36	32.97	41.42	36.36	33.21	35.63	38.97	32.33	29.63	36.12	32 / 37
NEWHAMPSHIRE	20.96	20.56	19.66	20.47	19.73	20.05	29.39	34.71	31.39	38.51	39.35	40.28	40.12	40.5	33.74	32.34	40.56	35.66	32.53	34.89	38.17	31.65	29.19	35.66	32 / 36
MAINE	20.54	20.20	19.31	20.22	19.49	88.00	28.90	33.97	30.75	37.80	38.51	39.20	38.96	39.30	33.00	31.66	39.62	34.88	31.79	34.04	37.20	30.75	28.53	34.84	34 / 35
INTERNAL_HUB	21.51	21.12	20.2	21	20.2	20.51	30.2	35.64	32.18	39.46	40.33	41.36	41.28	41.75	34.69	33.25	41.83	36.78	33.57	35.99	39.47	32.77	29.89	36.28	33 / 37
Forecast	9.91	9.46	9.22	9.16	9.37	10.19	12.02	13.62	14.28	14.62	15.00	15.04	14.90	14.80	14.61	14.44	14.40	14.32	14.09	14.10	14.25	13.49	12.31	11.00	13 / 14
(RT) - (DA Load)	1.00	1.13	1.02	1.09	1.12	1.05	0.65	0.58	0.76	1.24	1.30	1.44	1.44	1.46	1.41	1.26	1.49	1.28	1.17	0.84	1.28	1.23	1.35	1.14	



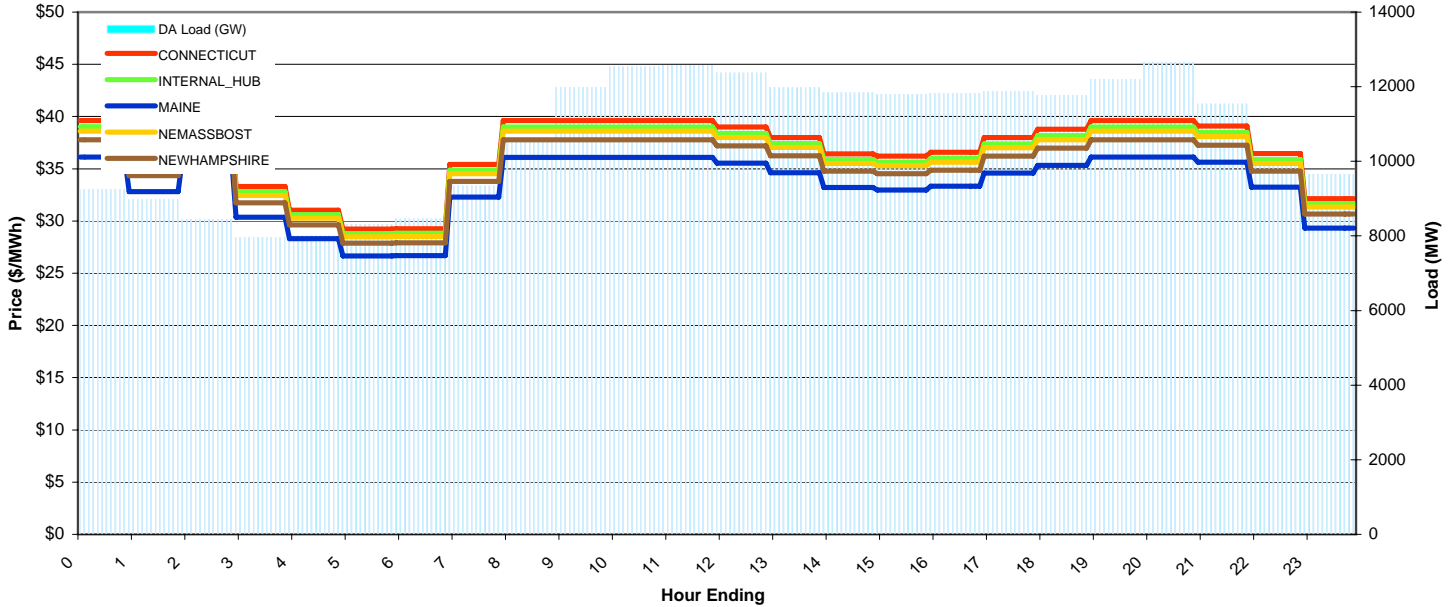
# ISO-NE Daily Report

5/2/2009

Price Color Codes: <=0 >=100 >=200

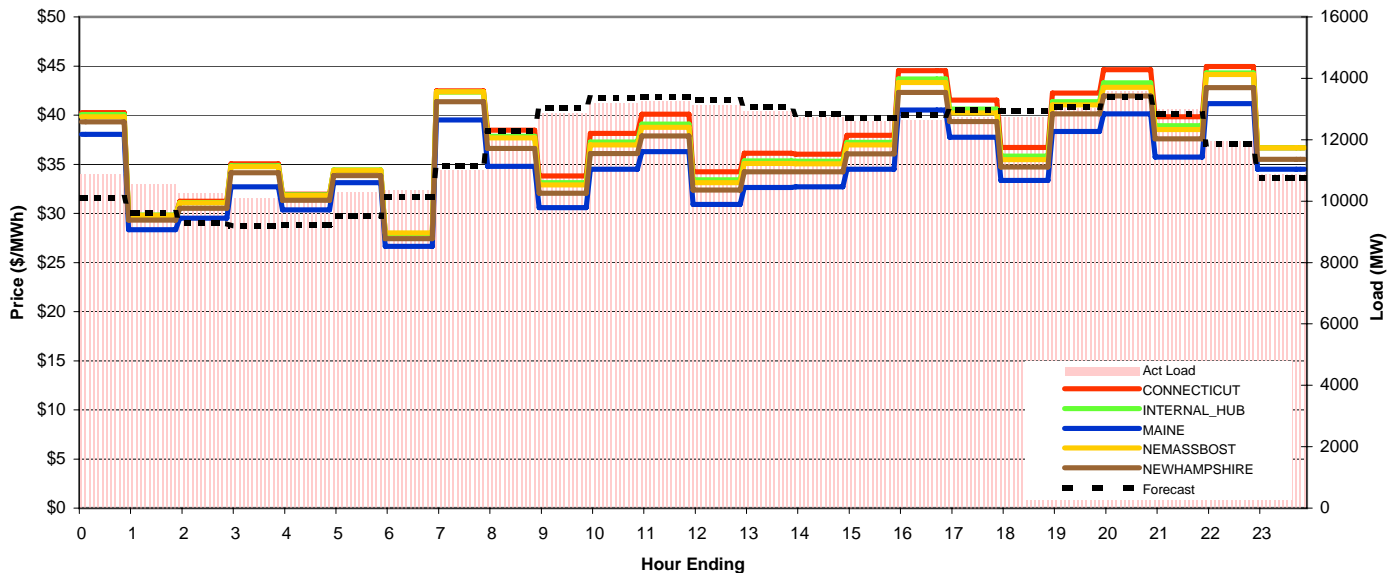
## Day-Ahead Prices and Cleared Load

	HE1	HE2	HE3	HE4	HE5	HE6	HE7	HE8	HE9	HE10	HE11	HE12	HE13	HE14	HE15	HE16	HE17	HE18	HE19	HE20	HE21	HE22	HE23	HE24	avg all/peak
CONNECTICUT	39.62	36.00	39.62	33.29	31.05	29.24	29.26	35.43	39.62	39.62	39.62	39.62	39.00	38.00	36.44	36.20	36.57	37.98	38.78	39.62	39.62	39.09	36.45	32.15	37 / 38
NEMASSBOST	38.6	35.08	38.6	32.43	30.26	28.49	28.51	34.52	38.6	38.6	38.6	38.6	38	37.03	35.51	35.28	35.63	37	37.78	38.6	38.6	38.08	35.51	31.33	36 / 37
NEWHAMPSHIRE	37.78	34.33	37.78	31.75	29.62	27.88	27.91	33.79	37.78	37.78	37.78	37.78	37.2	36.24	34.76	34.53	34.88	36.22	36.98	37.78	37.78	37.27	34.76	30.66	35 / 36
MAINE	36.12	32.82	36.08	30.35	28.31	26.65	26.68	32.28	36.10	36.10	36.10	36.10	35.53	34.62	33.20	32.98	33.32	34.60	35.33	36.12	36.12	35.63	33.23	29.31	33 / 35
INTERNAL_HUB	39.03	35.47	39.03	32.8	30.6	28.81	28.83	34.88	39	39	39	39	38.39	37.41	35.88	35.64	36	37.38	38.18	39	39	38.48	35.88	31.65	36 / 38
DA Load (GW)	9.3	9.0	8.5	8.0	8.0	8.3	8.5	9.3	10.6	12.0	12.5	12.6	12.4	12.0	11.8	11.8	11.8	11.9	11.8	12.2	12.7	11.5	10.0	9.7	



## Preliminary Real-Time Prices with Forecasted and Actual System Load

	HE1	HE2	HE3	HE4	HE5	HE6	HE7	HE8	HE9	HE10	HE11	HE12	HE13	HE14	HE15	HE16	HE17	HE18	HE19	HE20	HE21	HE22	HE23	HE24	avg all/peak
CONNECTICUT	40.26	29.76	31.25	35.04	31.96	34.38	27.90	42.49	38.48	33.81	38.13	40.09	34.23	36.13	36.04	37.94	44.54	41.53	36.72	42.26	44.61	39.83	44.95	36.67	37 / 39
NEMASSBOST	39.85	29.82	31.07	34.77	31.84	34.41	28	42.37	37.69	32.9	36.97	38.76	33.14	35.07	35.05	36.98	43.32	40.23	35.48	41.03	42.84	38.53	44.15	36.69	37 / 38
NEWHAMPSHIRE	39.33	29.31	30.53	34.13	31.32	33.85	27.44	41.37	36.6	32.05	36.08	37.88	32.37	34.22	34.22	36.06	42.3	39.35	34.73	40.13	41.95	37.58	42.79	35.49	36 / 37
MAINE	38.03	28.33	29.52	32.71	30.35	38.00	26.66	39.52	34.79	30.59	34.50	36.29	30.91	32.64	32.71	34.50	40.53	37.75	33.34	38.34	40.13	35.74	41.18	34.51	37 / 36
INTERNAL_HUB	40.05	29.84	31.12	34.86	31.88	34.43	27.96	42.35	37.84	33.13	37.27	39.09	33.41	35.33	35.3	37.23	43.69	40.61	35.83	41.38	43.3	38.91	44.3	36.69	37 / 39
Forecast	10.11	9.62	9.28	9.19	9.23	9.52	10.13	11.14	12.29	13.04	13.36	13.40	13.29	13.05	12.83	12.71	12.80	12.98	12.95	13.05	13.38	12.83	11.86	10.75	12 / 13
(RT) - (DA Load)	1.61	1.59	1.78	2.13	2.07	1.97	1.90	1.67	1.53	0.86	0.64	0.67	0.76	0.95	0.88	0.82	0.81	0.86	0.94	0.81	0.91	1.45	1.92	1.20	



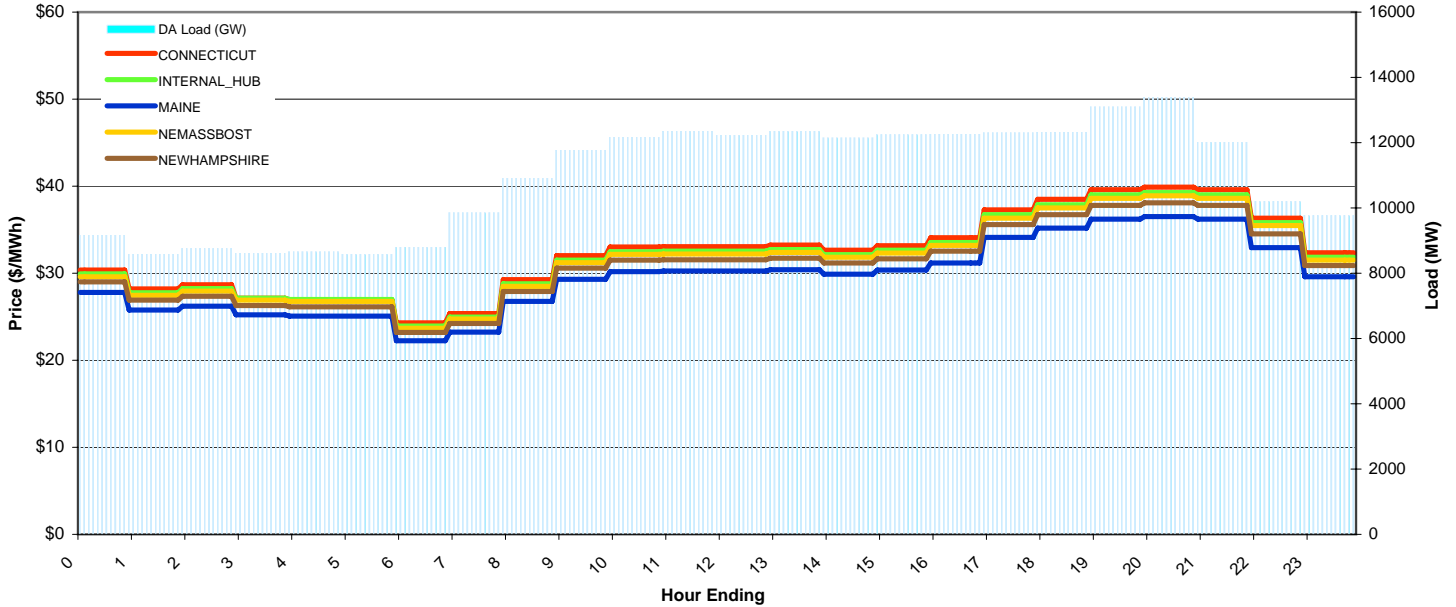
# ISO-NE Daily Report

5/3/2009

Price Color Codes: <=0 >=100 >=200

## Day-Ahead Prices and Cleared Load

	HE1	HE2	HE3	HE4	HE5	HE6	HE7	HE8	HE9	HE10	HE11	HE12	HE13	HE14	HE15	HE16	HE17	HE18	HE19	HE20	HE21	HE22	HE23	HE24	avg all/peak
CONNECTICUT	30.38	28.19	28.67	27.12	26.94	26.94	24.31	25.38	29.25	32.03	33.00	33.06	33.06	33.23	32.66	33.17	34.07	37.29	38.48	39.61	39.90	39.61	36.34	32.34	32 / 34
NEMASSBOST	29.61	27.47	27.95	26.92	26.76	26.76	23.69	24.73	28.51	31.21	32.16	32.22	32.22	32.38	31.83	32.33	33.2	36.34	37.5	38.6	38.89	38.6	35.46	31.52	32 / 34
NEWHAMPSHIRE	29	26.9	27.37	26.3	26.15	26.15	23.2	24.22	27.92	30.57	31.5	31.55	31.55	31.71	31.17	31.66	32.52	35.59	36.73	37.8	38.09	37.8	34.52	30.87	31 / 33
MAINE	27.79	25.79	26.23	25.22	25.07	25.07	22.24	23.22	26.76	29.30	30.19	30.24	30.24	30.40	29.88	30.35	31.17	34.12	35.20	36.23	36.50	36.22	32.95	29.58	30 / 31
INTERNAL_HUB	29.91	27.75	28.23	27.14	26.97	26.97	23.93	24.98	28.79	31.52	32.48	32.54	32.54	32.71	32.15	32.65	33.54	36.71	37.88	38.99	39.28	38.99	35.8	31.83	32 / 34
DA Load (GW)	9.2	8.6	8.8	8.6	8.7	8.6	8.8	9.9	10.9	11.8	12.2	12.3	12.2	12.3	12.1	12.2	12.3	12.3	12.3	13.1	13.4	12.0	10.2	9.8	



## Preliminary Real-Time Prices with Forecasted and Actual System Load

	HE1	HE2	HE3	HE4	HE5	HE6	HE7	HE8	HE9	HE10	HE11	HE12	HE13	HE14	HE15	HE16	HE17	HE18	HE19	HE20	HE21	HE22	HE23	HE24	avg all/peak
CONNECTICUT	26.02	26.17	27.24	21.35	24.79	26.97	12.64	23.33	29.37	30.23	32.58	42.88	42.20	44.61	35.55	31.00	33.20	31.24	40.50	45.54	37.80	39.09	46.94	27.88	32 / 37
NEMASSBOST	26.33	26.45	27.41	21.58	25.03	27.17	12.72	23.42	29.37	30.05	32.15	42.22	41.31	43.38	35.87	31.49	32.74	30.87	39.88	44.41	36.67	38.13	48.02	27.91	32 / 36
NEWHAMPSHIRE	25.6	25.75	26.7	21.08	24.45	26.52	12.45	22.92	28.79	29.44	31.35	41.11	40.21	42.18	30.01	25.89	31.02	29.87	38.72	43.15	35.65	37.01	39.84	27.08	31 / 34
MAINE	25.10	25.30	26.27	20.88	24.26	26.00	12.27	22.40	28.20	28.80	30.15	39.33	38.43	40.12	26.93	23.11	29.40	28.64	37.07	41.33	34.19	35.47	36.41	26.48	32 / 32
INTERNAL_HUB	26.3	26.48	27.51	21.64	25.1	27.25	12.77	23.5	29.48	30.18	32.35	42.53	41.69	43.87	35.74	31.29	32.94	31.06	40.18	44.85	37.04	38.48	47.5	27.9	32 / 36
Forecast	9.84	9.37	9.11	9.00	8.99	9.14	9.41	10.22	11.27	12.05	12.43	12.57	12.54	12.35	12.15	12.07	12.24	12.54	12.72	13.06	13.48	12.65	11.45	10.35	11 / 12
(RT) - (DA Load)	1.04	1.44	1.11	1.27	1.16	1.26	1.48	0.71	0.24	0.20	0.28	0.38	0.58	0.40	0.52	0.40	0.56	0.83	0.99	0.55	0.54	1.03	1.53	0.75	

