

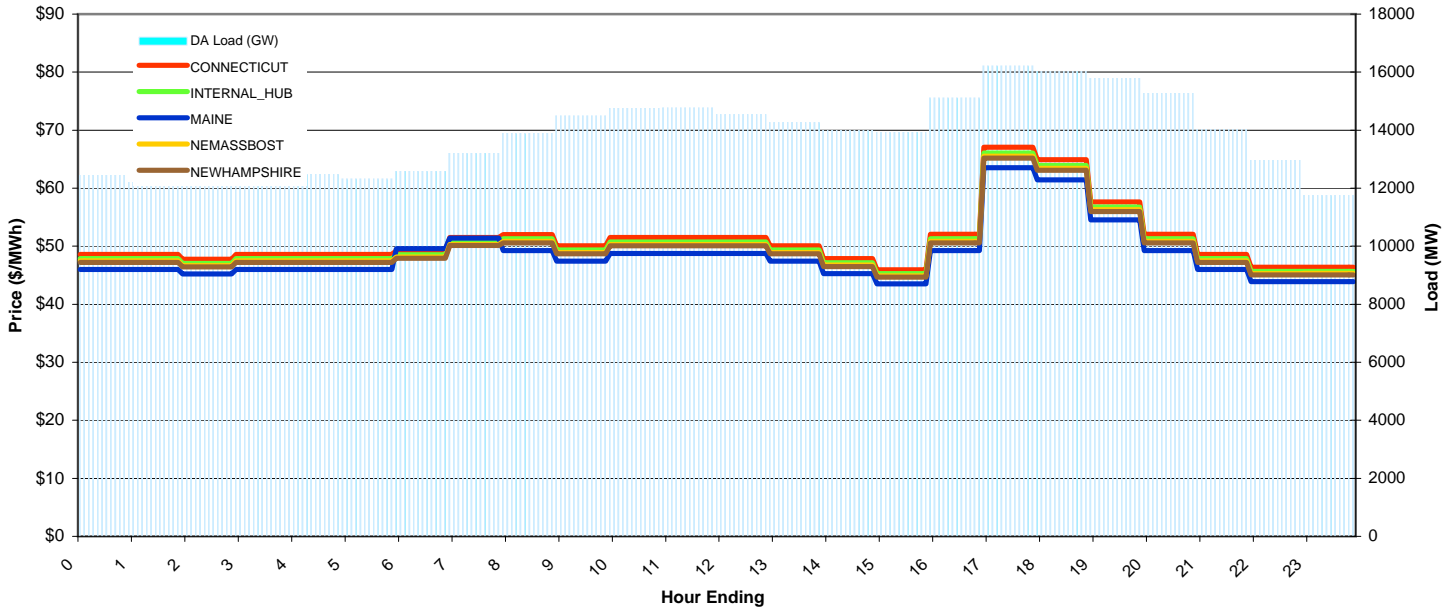
ISO-NE Daily Report

Report for 02/01/2009

Price Color Codes: <=0 >=100 >=200

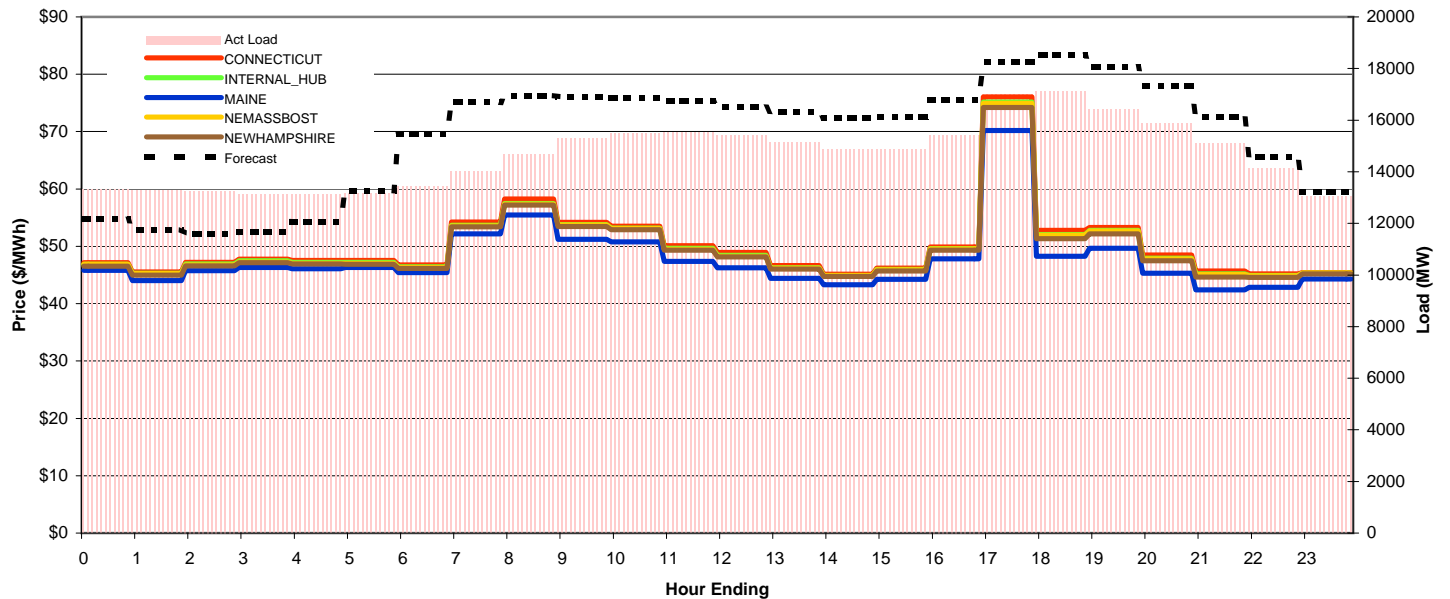
Day-Ahead Prices and Cleared Load

	HE1	HE2	HE3	HE4	HE5	HE6	HE7	HE8	HE9	HE10	HE11	HE12	HE13	HE14	HE15	HE16	HE17	HE18	HE19	HE20	HE21	HE22	HE23	HE24	avg all/peak
CONNECTICUT	48.57	48.56	47.76	48.56	48.56	48.56	49.25	51.50	52.02	50.08	51.49	51.49	51.49	50.08	47.85	45.94	52.06	67.08	64.90	57.62	52.06	48.58	46.36	46.36	51 / 53
NEMASSBOST	47.46	47.46	46.67	47.46	47.46	47.46	48.12	50.32	50.84	48.93	50.32	50.32	50.32	48.93	46.75	44.88	50.86	65.54	63.41	56.29	50.86	47.47	45.3	45.31	50 / 51
NEWHAMPSHIRE	47.21	47.21	46.43	47.21	47.21	47.21	47.93	50.11	50.58	48.68	50.05	50.05	50.05	48.68	46.51	44.65	50.59	65.2	63.08	55.99	50.59	47.22	45.07	45.07	50 / 51
MAINE	45.99	45.99	45.24	45.99	45.99	45.99	49.59	51.40	49.27	47.42	48.76	48.76	48.76	47.41	45.30	43.49	49.26	63.51	61.44	54.53	49.26	45.99	43.90	43.91	49 / 50
INTERNAL_HUB	47.85	47.85	47.06	47.85	47.85	47.85	48.52	50.74	51.26	49.34	50.74	50.74	50.74	49.34	47.15	45.26	51.29	66.09	63.94	56.77	51.29	47.86	45.68	45.68	50 / 52
DA Load (GW)	12.5	12.2	12.3	12.4	12.5	12.3	12.6	13.2	13.9	14.5	14.8	14.8	14.5	14.3	14.0	13.9	15.1	16.2	16.0	15.8	15.3	14.0	13.0	11.7	



Preliminary Real-Time Prices with Forecasted and Actual System Load

	HE1	HE2	HE3	HE4	HE5	HE6	HE7	HE8	HE9	HE10	HE11	HE12	HE13	HE14	HE15	HE16	HE17	HE18	HE19	HE20	HE21	HE22	HE23	HE24	avg all/peak
CONNECTICUT	47.15	45.55	47.19	47.76	47.52	47.52	46.73	54.22	58.26	54.16	53.53	50.09	48.93	46.63	45.13	46.21	49.89	76.07	52.76	53.31	48.49	45.70	45.19	45.41	50 / 52
NEMASSBOST	46.87	45.23	46.77	47.26	47.02	47.05	46.32	53.56	57.38	53.74	53.1	49.51	48.29	46.18	44.89	45.91	49.54	74.94	51.94	52.67	47.82	45.1	44.86	45.39	50 / 51
NEWHAMPSHIRE	46.51	44.96	46.59	47.15	46.93	46.88	46.15	53.37	57.2	53.48	52.91	49.35	48.13	46.05	44.74	45.72	49.3	74.22	51.35	52.19	47.48	44.66	44.59	45.18	49 / 51
MAINE	45.79	44.02	45.73	46.33	46.08	88.00	45.43	52.16	55.48	51.20	50.80	47.37	46.27	44.42	43.31	44.23	47.81	70.17	48.26	49.67	45.30	42.40	42.83	44.30	49 / 49
INTERNAL_HUB	46.87	45.32	46.95	47.46	47.22	47.21	46.41	53.67	57.49	53.79	53.19	49.65	48.43	46.28	44.94	45.97	49.59	75.14	52.07	52.8	47.93	45.22	44.91	45.31	50 / 51
Forecast	12.15	11.76	11.61	11.66	12.06	13.26	15.46	16.69	16.95	16.91	16.88	16.74	16.50	16.32	16.09	16.12	16.77	18.27	18.51	18.06	17.31	16.12	14.58	13.20	15 / 17
(RT) - (DA Load)	0.87	1.08	0.95	0.73	0.66	0.85	0.84	0.78	0.80	0.80	0.74	0.76	0.86	0.86	0.90	0.92	0.31	0.77	1.09	0.62	0.60	1.06	1.16	1.31	



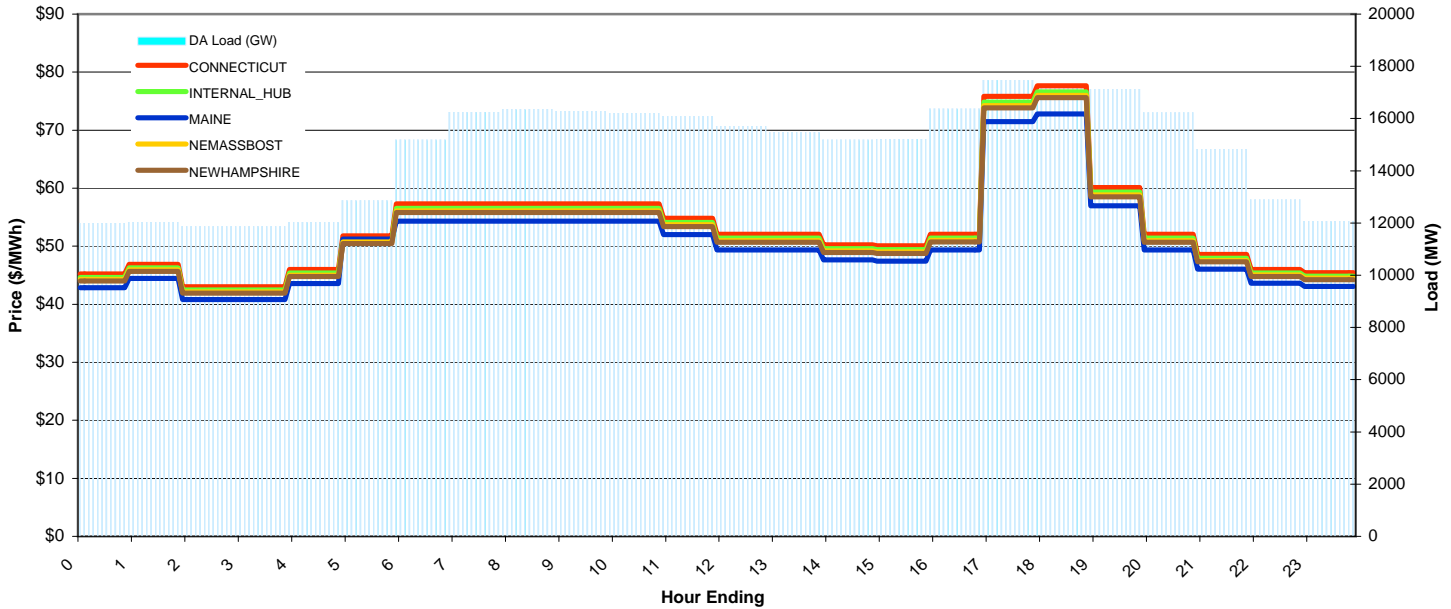
ISO-NE Daily Report

Report for 02/02/2009

Price Color Codes: <=0 >=100 >=200

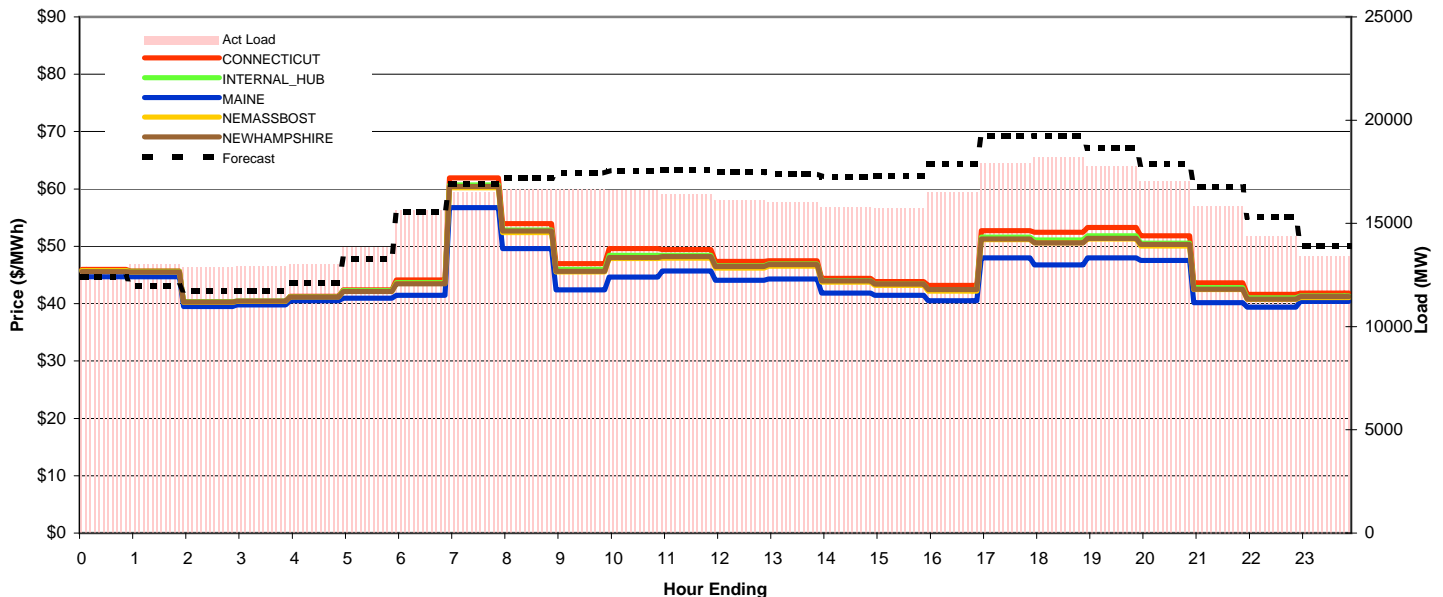
Day-Ahead Prices and Cleared Load

	HE1	HE2	HE3	HE4	HE5	HE6	HE7	HE8	HE9	HE10	HE11	HE12	HE13	HE14	HE15	HE16	HE17	HE18	HE19	HE20	HE21	HE22	HE23	HE24	avg all/peak
CONNECTICUT	45.21	46.90	43.04	43.04	45.97	51.79	57.30	57.30	57.30	57.30	57.30	54.84	52.05	52.05	50.25	50.05	52.08	75.82	77.63	60.12	52.06	48.57	46.00	45.44	53 / 56
NEMASSBOST	44.27	45.92	42.14	42.14	45.02	50.71	56.11	56.11	56.11	56.11	56.11	53.7	50.97	50.97	49.2	49.01	51	74.25	76.01	58.86	50.97	47.55	45.04	44.5	52 / 55
NEWHAMPSHIRE	44.02	45.66	41.9	41.9	44.76	50.47	55.79	55.79	55.79	55.79	55.79	53.4	50.68	50.68	48.92	48.73	50.71	73.83	75.58	58.52	50.68	47.29	44.79	44.25	52 / 55
MAINE	42.86	44.46	40.80	40.80	43.59	51.25	54.33	54.33	54.33	54.33	54.33	51.99	49.35	49.35	47.64	47.45	49.37	71.46	72.80	56.98	49.35	46.04	43.61	43.08	51 / 53
INTERNAL_HUB	44.62	46.28	42.47	42.47	45.37	51.11	56.55	56.55	56.55	56.55	56.55	54.12	51.37	51.37	49.58	49.39	51.4	74.83	76.61	59.32	51.37	47.93	45.39	44.84	53 / 56
DA Load (GW)	12.0	12.0	11.9	11.9	12.0	12.9	15.2	16.2	16.3	16.3	16.2	16.1	15.7	15.5	15.2	15.2	16.4	17.5	17.2	17.1	16.2	14.8	12.9	12.1	



Preliminary Real-Time Prices with Forecasted and Actual System Load

	HE1	HE2	HE3	HE4	HE5	HE6	HE7	HE8	HE9	HE10	HE11	HE12	HE13	HE14	HE15	HE16	HE17	HE18	HE19	HE20	HE21	HE22	HE23	HE24	avg all/peak
CONNECTICUT	45.96	45.70	40.20	40.30	41.27	42.42	44.12	61.96	53.94	47.00	49.61	49.41	47.37	47.51	44.40	43.86	43.17	52.73	52.43	53.28	51.85	43.61	41.63	41.83	47 / 49
NEMASSBOST	45.73	45.52	40.24	40.41	41.16	42.14	43.52	60.2	52.39	45.55	47.88	47.93	46.2	46.55	43.75	43.2	42.18	51.18	50.59	51.28	50.03	42.46	40.74	41.07	46 / 48
NEWHAMPSHIRE	45.6	45.54	40.26	40.43	41.17	42.11	43.48	60.44	52.67	45.65	48.02	48.23	46.46	46.8	43.95	43.43	42.44	51.26	50.61	51.37	50.31	42.5	40.77	41.23	46 / 48
MAINE	44.71	44.67	39.51	39.77	40.52	41.44	43.48	60.71	49.63	42.41	44.61	45.70	44.06	44.30	41.82	41.48	40.53	47.96	46.75	47.99	47.56	40.20	39.39	40.39	46 / 45
INTERNAL_HUB	45.78	45.66	40.33	40.48	41.24	42.27	43.69	60.71	52.86	45.98	48.41	48.41	46.58	46.9	44	43.42	42.46	51.61	51.09	51.82	50.54	42.82	41.02	41.36	46 / 48
Forecast	12.39	11.95	11.75	11.75	12.10	13.27	15.56	16.92	17.21	17.44	17.56	17.58	17.48	17.41	17.27	17.30	17.89	19.23	19.25	18.63	17.86	16.75	15.31	13.92	16 / 18
(RT) - (DA Load)	0.85	0.99	1.02	1.04	0.98	0.98	0.46	0.23	0.30	0.35	0.40	0.32	0.41	0.53	0.60	0.54	0.15	0.43	0.99	0.66	0.79	1.02	1.48	1.36	



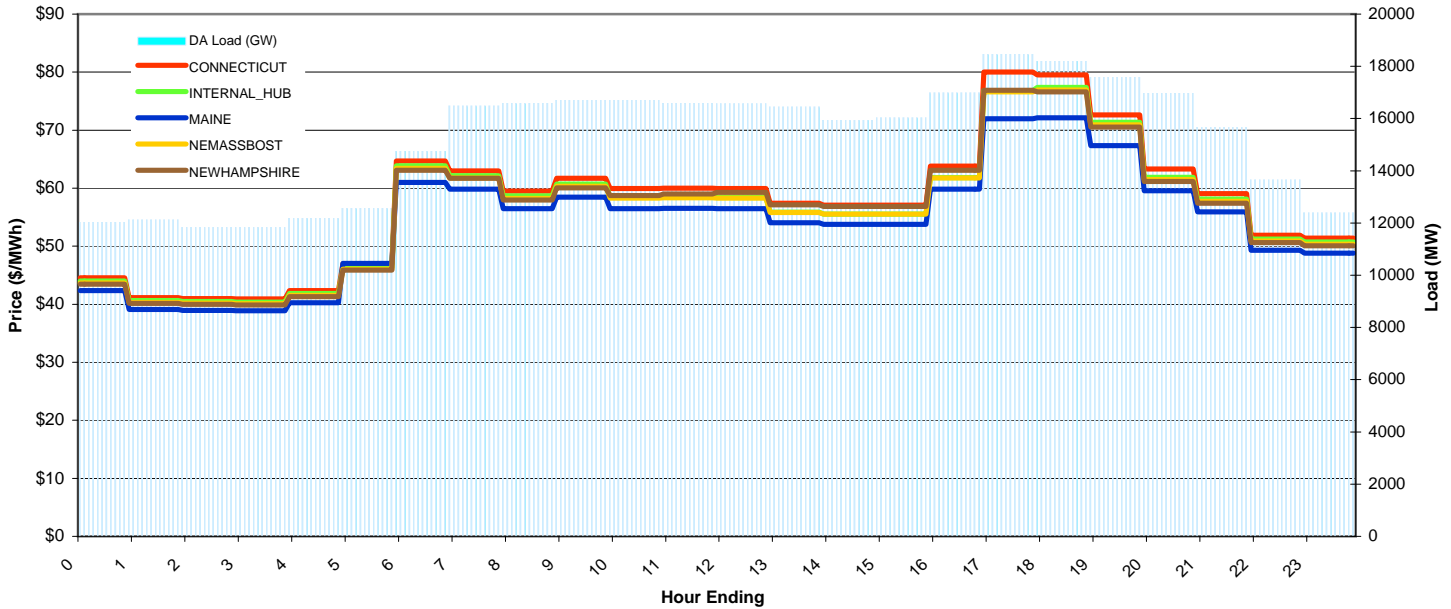
ISO-NE Daily Report

Report for 02/03/2009

Price Color Codes: <=0 >=100 >=200

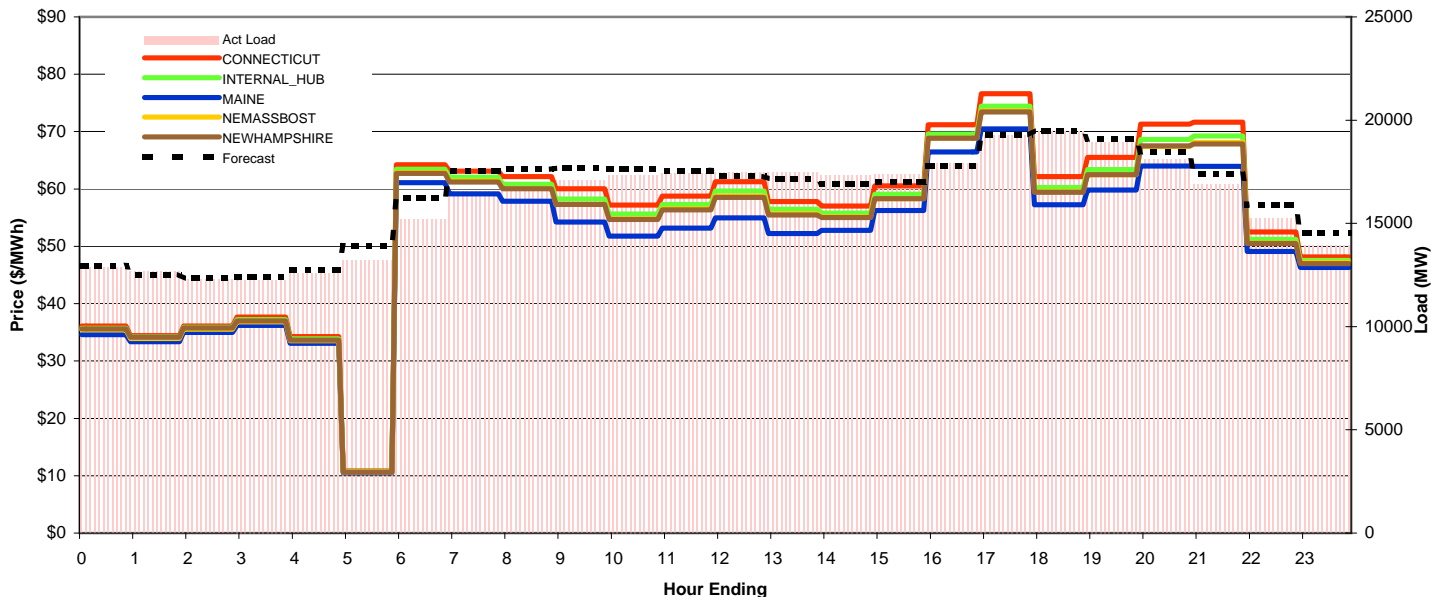
Day-Ahead Prices and Cleared Load

	HE1	HE2	HE3	HE4	HE5	HE6	HE7	HE8	HE9	HE10	HE11	HE12	HE13	HE14	HE15	HE16	HE17	HE18	HE19	HE20	HE21	HE22	HE23	HE24	avg all/peak
CONNECTICUT	44.57	41.15	41.00	40.91	42.37	47.00	64.69	62.99	59.51	61.69	59.95	60.00	59.92	57.43	57.09	57.07	63.82	80.00	79.52	72.61	63.29	59.07	51.90	51.38	57 / 63
NEMASSBOST	43.69	40.33	40.19	40.1	41.54	46.07	63.42	61.76	58.26	60.34	58.27	58.34	58.27	55.81	55.51	55.51	61.77	76.59	76.92	70.9	61.49	57.73	50.88	50.36	56 / 61
NEWHAMPSHIRE	43.46	40.12	39.98	39.89	41.32	45.87	63.08	61.71	57.98	60.08	58.75	59.01	59.27	57.12	56.85	56.85	63.1	76.87	76.58	70.52	61.16	57.42	50.61	50.1	56 / 61
MAINE	42.34	39.09	38.95	38.86	40.25	47.06	61.00	59.84	56.45	58.47	56.45	56.52	56.45	54.07	53.77	53.77	59.83	71.94	72.13	67.34	59.58	55.94	49.30	48.80	54 / 59
INTERNAL_HUB	44	40.62	40.48	40.39	41.83	46.4	63.87	62.15	58.66	60.74	58.47	58.51	58.38	55.85	55.54	55.54	61.8	76.83	77.36	71.37	61.86	58.12	51.24	50.72	56 / 61
DA Load (GW)	12.0	12.1	11.8	11.8	12.2	12.6	14.8	16.5	16.6	16.7	16.7	16.6	16.6	16.5	15.9	16.0	17.0	18.5	18.2	17.6	17.0	15.7	13.7	12.4	



Preliminary Real-Time Prices with Forecasted and Actual System Load

	HE1	HE2	HE3	HE4	HE5	HE6	HE7	HE8	HE9	HE10	HE11	HE12	HE13	HE14	HE15	HE16	HE17	HE18	HE19	HE20	HE21	HE22	HE23	HE24	avg all/peak
CONNECTICUT	36.12	34.42	36.08	37.64	34.26	10.80	64.21	63.12	62.18	60.05	57.17	58.78	61.24	57.82	57.04	60.56	71.22	76.63	62.15	65.48	71.33	71.63	52.53	48.15	55 / 63
NEMASSBOST	35.43	33.92	35.55	36.82	33.54	10.62	62.87	61.38	60.08	57.33	54.81	56.54	58.77	55.69	55.14	58.31	68.84	73.6	59.52	62.47	67.41	68.13	50.55	47.18	53 / 61
NEWHAMPSHIRE	35.62	34.13	35.75	37	33.64	10.62	62.71	61.21	60.06	57.29	54.68	56.38	58.54	55.46	55.03	58.3	68.86	73.41	59.44	62.5	67.52	67.85	50.52	46.97	53 / 60
MAINE	34.59	33.34	35.01	36.23	33.09	88.00	61.07	59.14	57.88	54.22	51.78	53.17	54.98	52.25	52.76	56.22	66.47	70.49	57.27	59.81	64.02	63.97	49.08	46.31	54 / 58
INTERNAL_HUB	35.73	34.22	35.85	37.2	33.88	10.7	63.45	62.03	60.83	58.25	55.61	57.32	59.66	56.46	55.82	59.07	69.6	74.45	60.24	63.4	68.61	69.26	51.2	47.55	53 / 61
Forecast	12.96	12.52	12.34	12.39	12.74	13.92	16.23	17.51	17.63	17.67	17.66	17.54	17.28	17.15	16.93	17.01	17.79	19.30	19.50	19.09	18.46	17.37	15.88	14.52	16 / 18
(RT) - (DA Load)	0.82	0.54	0.45	0.43	0.38	0.64	0.45	0.06	0.28	0.40	0.64	0.85	0.91	1.00	1.41	1.34	0.94	0.82	1.24	1.36	1.14	1.20	1.60	1.52	



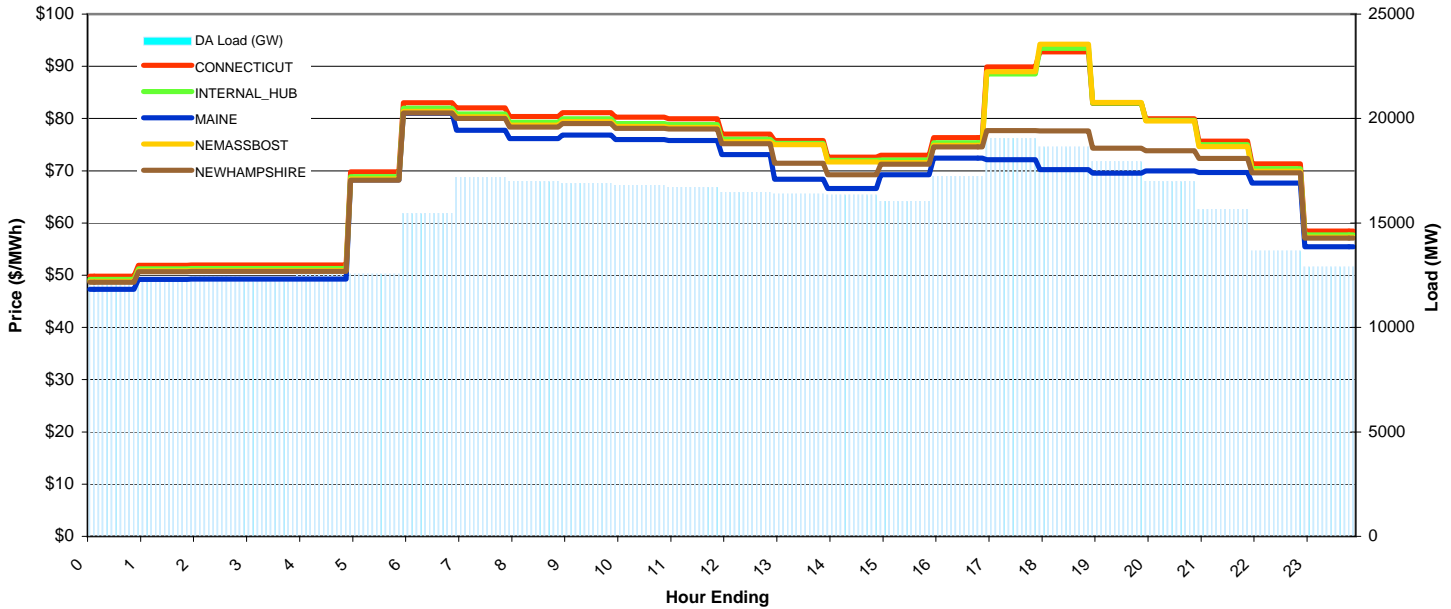
ISO-NE Daily Report

Report for 02/04/2009

Price Color Codes: <=0 >=100 >=200

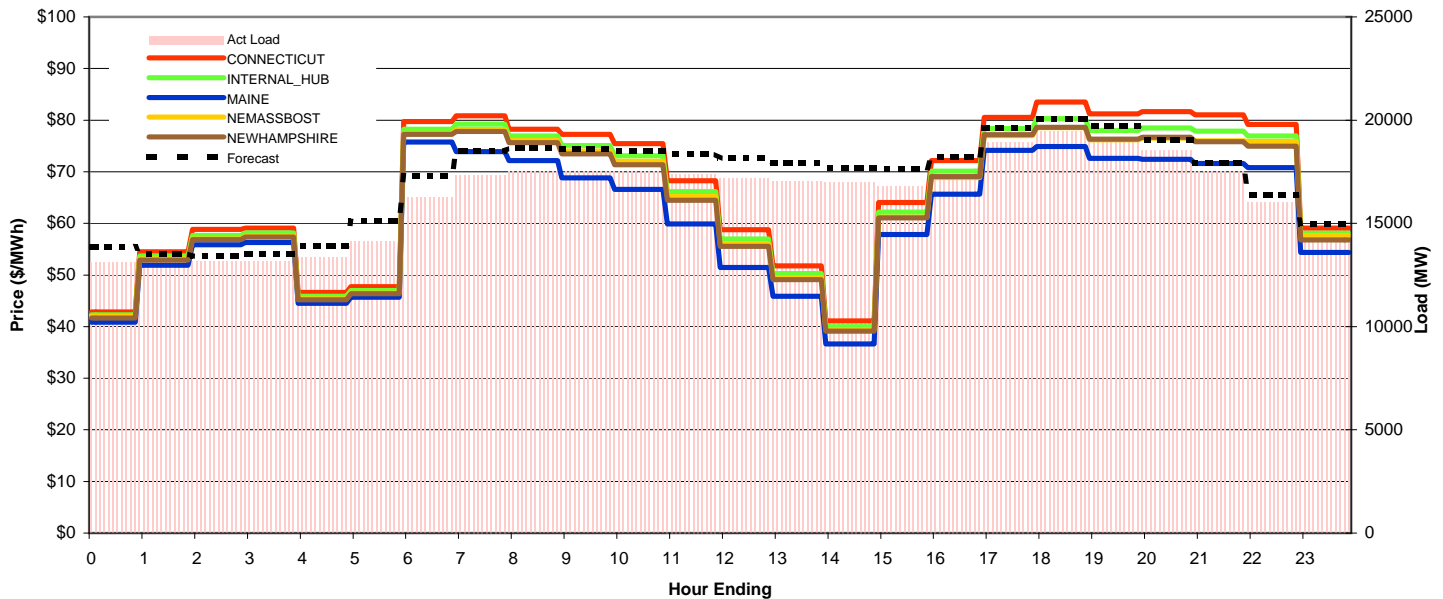
Day-Ahead Prices and Cleared Load

	HE1	HE2	HE3	HE4	HE5	HE6	HE7	HE8	HE9	HE10	HE11	HE12	HE13	HE14	HE15	HE16	HE17	HE18	HE19	HE20	HE21	HE22	HE23	HE24	avg all/peak
CONNECTICUT	49.82	51.88	51.95	51.95	51.95	69.78	83.01	82.03	80.42	81.14	80.24	79.95	77.03	75.78	72.64	72.99	76.35	89.87	92.80	82.91	79.96	75.69	71.31	58.46	72 / 79
NEMASSBOST	48.85	50.87	50.93	50.93	50.94	68.42	81.39	80.34	78.71	79.39	78.48	78.3	75.53	75	71.68	71.57	74.86	88.99	94.22	83.09	79.55	74.63	69.92	57.32	71 / 78
NEWHAMPSHIRE	48.65	50.66	50.72	50.72	50.72	68.18	81.09	80.01	78.38	79.06	78.15	77.98	75.21	71.42	69.25	71.27	74.55	77.72	77.66	74.35	73.81	72.35	69.63	57.08	69 / 75
MAINE	47.28	49.23	49.29	49.29	49.29	68.27	81.01	77.75	76.17	76.83	75.95	75.78	73.09	68.37	66.62	69.26	72.45	72.10	70.21	69.57	70.00	69.68	67.67	55.48	67 / 72
INTERNAL_HUB	49.2	51.23	51.29	51.29	51.29	68.9	81.96	80.91	79.26	79.95	79.03	78.85	76.06	75.24	72	72.07	75.39	88.53	93.42	82.94	79.64	74.99	70.41	57.73	72 / 79
DA Load (GW)	12.1	12.2	12.4	12.2	12.5	12.6	15.5	17.2	17.0	16.9	16.8	16.7	16.5	16.4	16.4	16.0	17.2	19.1	18.6	17.9	17.0	15.7	13.7	12.9	



Preliminary Real-Time Prices with Forecasted and Actual System Load

	HE1	HE2	HE3	HE4	HE5	HE6	HE7	HE8	HE9	HE10	HE11	HE12	HE13	HE14	HE15	HE16	HE17	HE18	HE19	HE20	HE21	HE22	HE23	HE24	avg all/peak
CONNECTICUT	42.87	54.47	58.81	59.10	46.61	47.76	79.73	80.86	78.26	77.24	75.48	68.23	58.78	51.74	41.11	64.04	72.16	80.55	83.52	81.19	81.62	81.04	79.15	59.06	67 / 72
NEMASSBOST	41.95	53.14	56.96	57.52	45.37	46.52	77.42	78.18	76.08	74.01	72.02	65.21	56.06	49.49	39.39	61.22	68.9	77	78.57	76.22	76.48	76.01	75.86	57.63	64 / 69
NEWHAMPSHIRE	41.67	52.89	56.86	57.37	45.2	46.4	77.23	77.82	75.66	73.44	71.36	64.5	55.54	49.08	39.1	61.05	69.07	77.19	78.62	76.32	76.7	75.85	74.98	56.79	64 / 69
MAINE	40.88	51.89	55.85	56.27	44.50	45.80	75.79	73.93	72.15	68.80	66.57	59.87	51.47	45.90	36.63	57.84	65.66	74.17	74.90	72.57	72.43	71.61	70.77	54.34	63 / 65
INTERNAL_HUB	42.29	53.66	57.66	58.18	45.89	47	78.23	79.23	76.93	75.08	73.1	66.18	56.99	50.28	40	62.2	70.14	78.39	80.27	78.02	78.47	77.89	76.96	58.11	65 / 70
Forecast	13.85	13.51	13.40	13.50	13.88	15.09	17.31	18.51	18.64	18.60	18.52	18.35	18.15	17.92	17.68	17.65	18.20	19.62	20.05	19.70	19.05	17.92	16.36	14.98	17 / 18
(RT) - (DA Load)	0.98	0.88	0.74	0.97	0.81	1.57	0.79	0.15	0.51	0.60	0.70	0.68	0.70	0.62	0.65	0.76	0.10	-0.12	0.82	1.23	1.56	1.85	2.36	1.84	



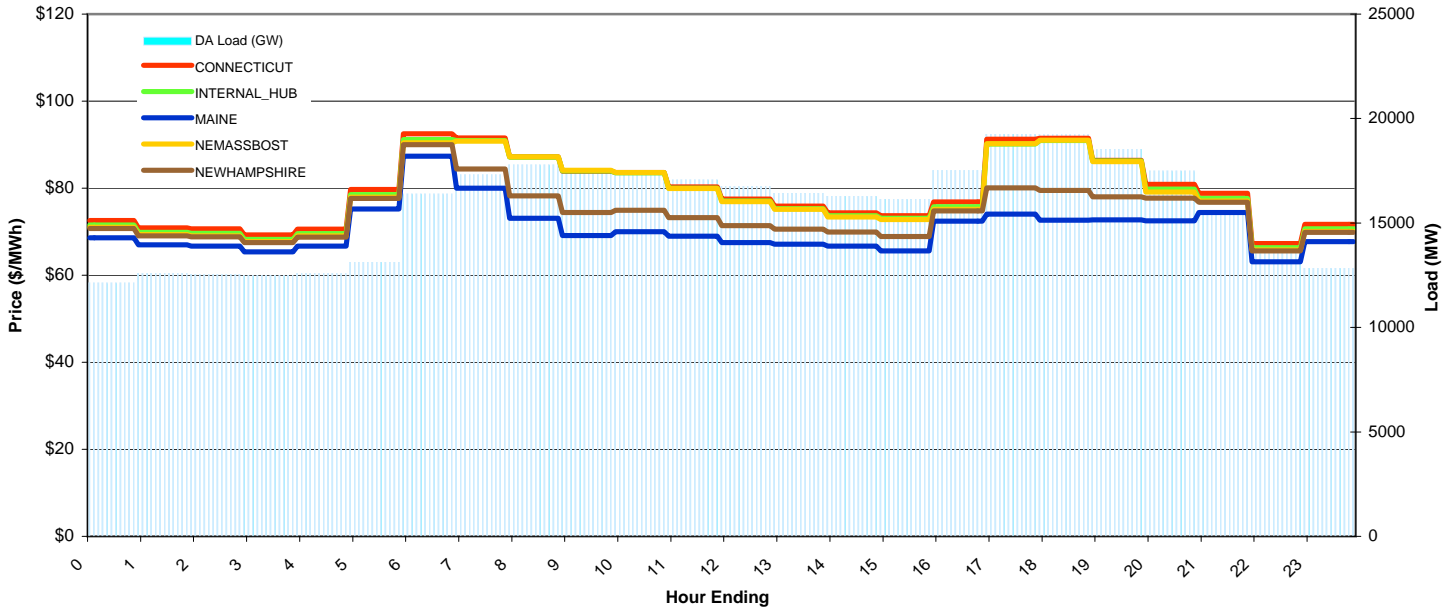
ISO-NE Daily Report

Report for 02/05/2009

Price Color Codes: <=0 >=100 >=200

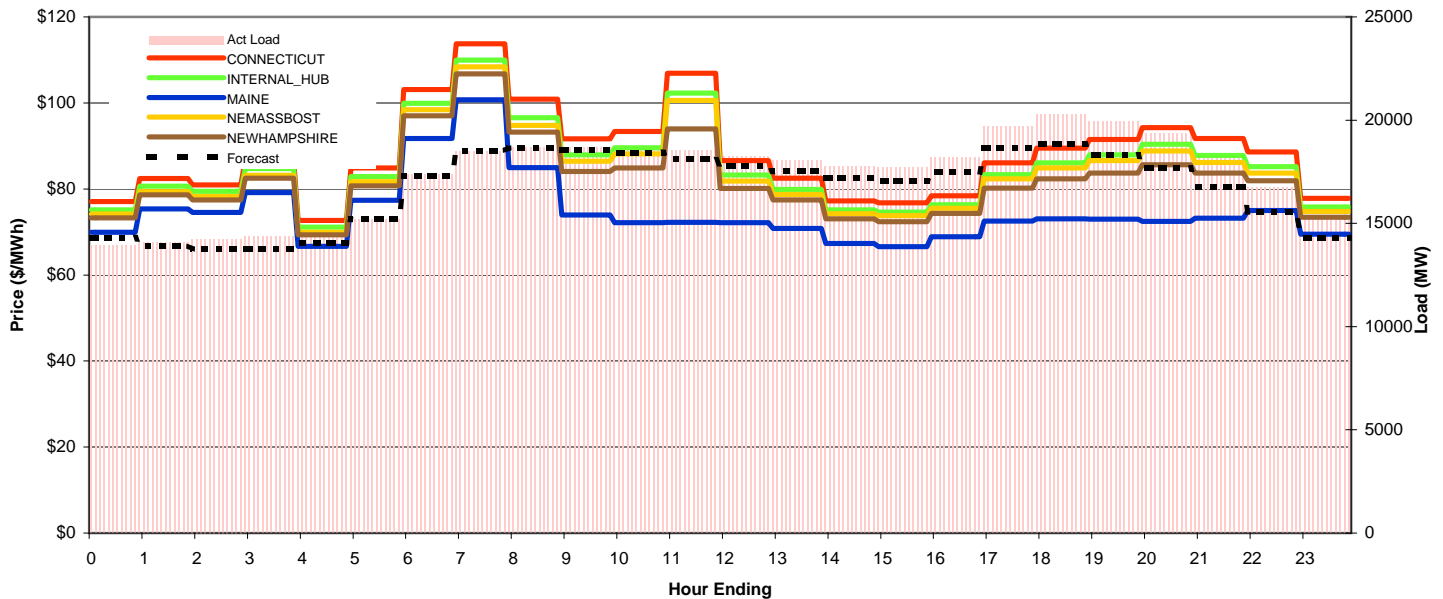
Day-Ahead Prices and Cleared Load

	HE1	HE2	HE3	HE4	HE5	HE6	HE7	HE8	HE9	HE10	HE11	HE12	HE13	HE14	HE15	HE16	HE17	HE18	HE19	HE20	HE21	HE22	HE23	HE24	avg all/peak
CONNECTICUT	72.61	70.90	70.64	69.25	70.60	79.69	92.51	91.51	87.23	83.89	83.60	80.30	77.48	75.85	74.33	73.65	76.81	91.28	91.49	86.42	80.91	78.80	67.29	71.70	79 / 81
NEMASSBOST	71.01	69.33	69.08	67.72	69.04	77.93	90.47	90.82	87.23	84.13	83.6	79.95	76.94	75.12	73.41	72.83	75.13	90.23	91.02	86.08	79.15	77.06	65.81	70.11	78 / 81
NEWHAMPSHIRE	70.75	69.08	68.82	67.47	68.78	77.64	90	84.42	78.25	74.39	74.94	73.23	71.37	70.61	69.89	68.9	74.75	80.06	79.45	78.04	77.72	76.78	65.56	69.86	74 / 75
MAINE	68.57	66.95	66.71	65.40	66.67	75.25	87.36	80.00	73.09	69.11	69.98	68.94	67.50	67.10	66.72	65.62	72.41	74.01	72.66	72.69	72.49	74.42	63.07	67.71	71 / 71
INTERNAL_HUB	71.56	69.87	69.62	68.25	69.58	78.54	91.17	90.99	87.13	83.94	83.51	80	77.06	75.32	73.69	73.07	75.71	90.13	90.96	86.28	79.76	77.67	66.32	70.66	78 / 81
DA Load (GW)	12.1	12.6	12.5	12.5	12.6	13.1	16.4	17.3	17.8	17.5	17.3	17.1	16.7	16.4	16.3	16.1	17.5	19.3	19.2	18.5	17.5	15.6	13.8	12.8	



Preliminary Real-Time Prices with Forecasted and Actual System Load

	HE1	HE2	HE3	HE4	HE5	HE6	HE7	HE8	HE9	HE10	HE11	HE12	HE13	HE14	HE15	HE16	HE17	HE18	HE19	HE20	HE21	HE22	HE23	HE24	avg all/peak
CONNECTICUT	77.06	82.45	80.93	86.94	72.66	84.92	103.09	113.74	100.90	91.66	93.33	106.92	86.57	82.54	77.21	76.78	78.45	86.09	89.47	91.49	94.24	91.72	88.61	77.85	88 / 91
NEMASSBOST	74.18	79.41	78.23	83.21	69.95	81.66	98.41	108.37	94.81	86.47	88.13	100.58	81.85	78.71	74.28	73.78	75.53	82.33	84.91	86.57	88.84	86.16	83.68	74.8	84 / 86
NEWHAMPSHIRE	73.29	78.6	77.43	82.52	69.3	80.75	97.02	106.78	93.22	84.08	84.9	93.94	80.16	77.48	73.04	72.37	74.35	80.19	82.36	83.72	85.65	83.66	81.88	73.42	82 / 84
MAINE	69.90	75.38	74.54	79.17	66.67	88.00	91.76	100.76	84.97	73.97	72.19	72.26	72.16	70.84	67.33	66.56	68.90	72.56	73.09	72.99	72.44	73.20	74.99	69.48	75 / 74
INTERNAL_HUB	75.13	80.63	79.45	84.76	71.1	82.87	99.91	109.94	96.53	87.96	89.59	102.31	83.25	79.87	75.11	74.59	76.31	83.31	86.05	87.91	90.41	87.81	85.17	75.81	85 / 87
Forecast	14.31	13.92	13.74	13.74	14.06	15.19	17.29	18.52	18.66	18.57	18.43	18.13	17.79	17.52	17.19	17.07	17.48	18.65	18.83	18.32	17.67	16.79	15.55	14.31	17 / 18
(RT) - (DA Load)	1.82	1.47	1.71	1.88	2.05	2.04	0.98	1.17	0.88	1.20	1.40	1.45	1.49	1.60	1.48	1.58	0.67	0.43	1.03	1.41	1.86	2.68	2.87	2.46	



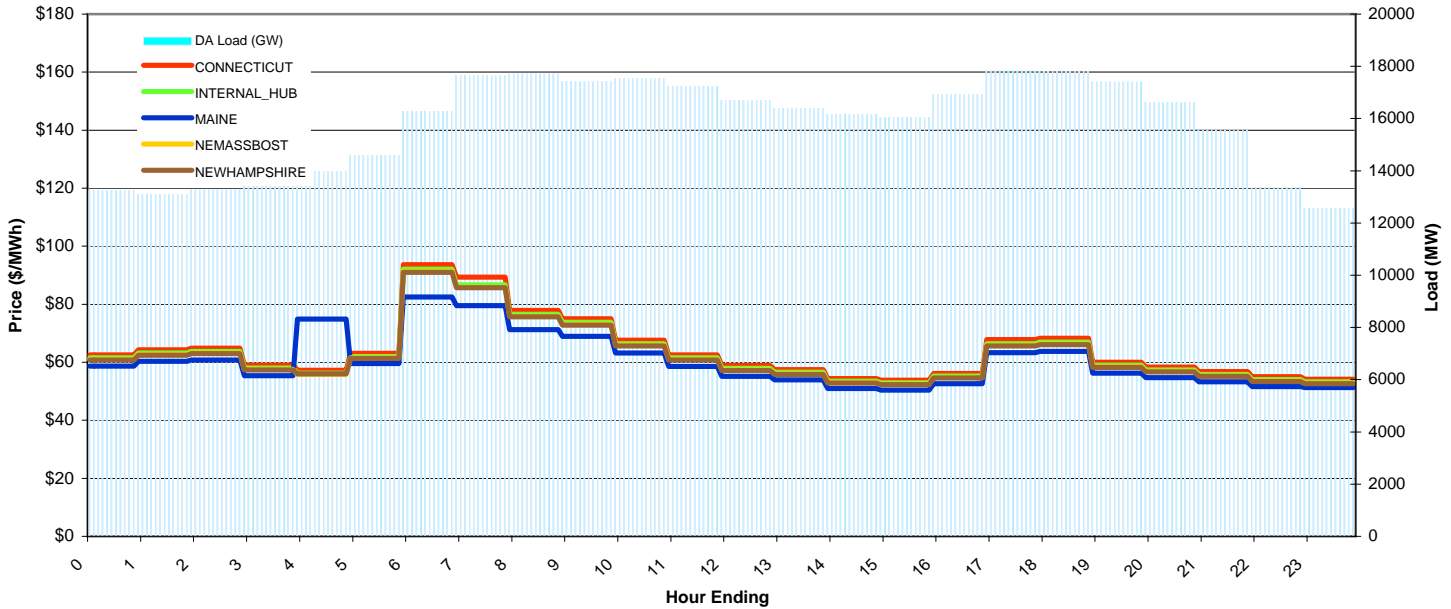
ISO-NE Daily Report

Report for 02/06/2009

Price Color Codes: <=0 >=100 >=200

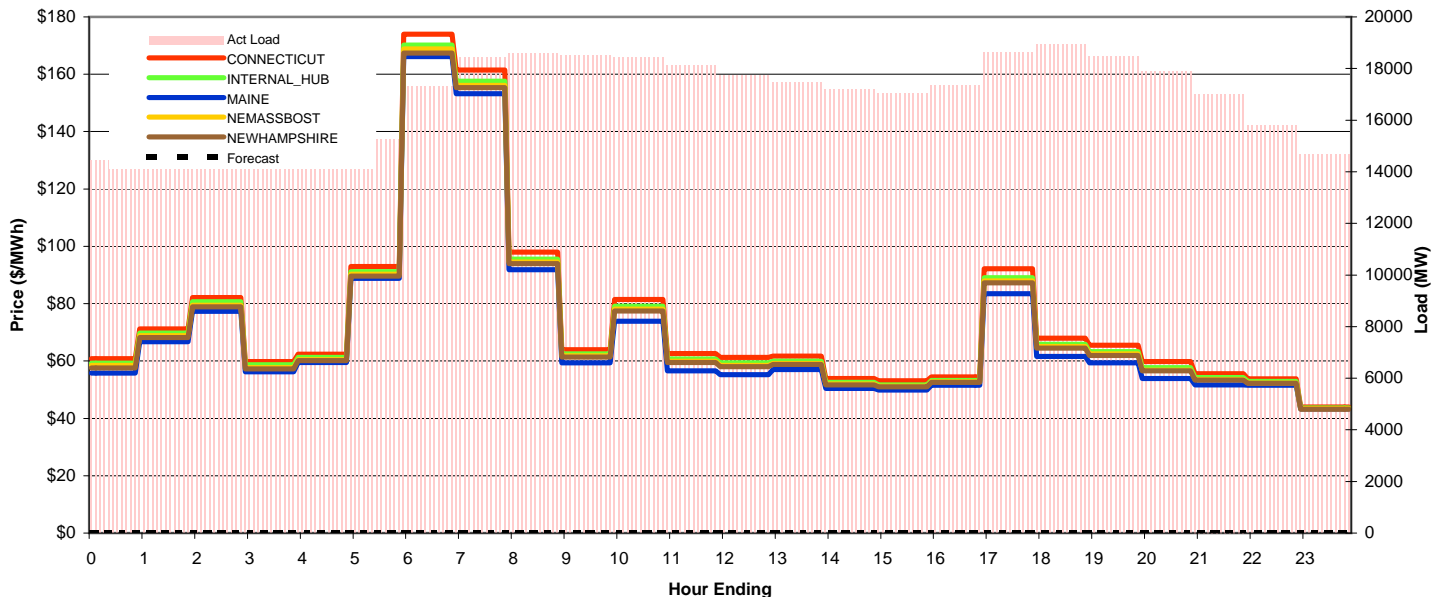
Day-Ahead Prices and Cleared Load

	HE1	HE2	HE3	HE4	HE5	HE6	HE7	HE8	HE9	HE10	HE11	HE12	HE13	HE14	HE15	HE16	HE17	HE18	HE19	HE20	HE21	HE22	HE23	HE24	avg all/peak
CONNECTICUT	62.56	64.28	64.85	59.02	57.28	63.08	93.66	89.30	77.85	75.00	67.58	62.54	58.85	57.50	54.42	53.84	56.18	67.85	68.24	60.02	58.35	56.76	55.00	54.19	64 / 64
NEMASSBOST	60.99	62.67	63.23	57.55	55.79	61.5	91.33	85.82	75.89	73.12	65.87	60.96	57.36	56.04	53.04	52.48	54.75	65.88	66.34	58.49	56.87	55.34	53.62	52.83	62 / 62
NEWHAMPSHIRE	60.77	62.45	63	57.34	56.02	61.28	90.98	85.68	75.61	72.84	65.63	60.74	57.15	55.84	52.84	52.29	54.55	65.64	66.1	58.27	56.66	55.14	53.43	52.65	62 / 62
MAINE	58.67	60.29	60.82	55.35	74.94	59.58	82.45	79.55	71.22	68.90	63.20	58.61	55.16	53.89	50.99	50.45	52.63	63.32	63.76	56.22	54.67	53.24	51.58	51.34	60 / 59
INTERNAL_HUB	61.51	63.21	63.77	58.04	56.29	62.02	92.11	86.64	76.55	73.75	66.44	61.49	57.86	56.53	53.5	52.94	55.23	66.43	66.9	59	57.36	55.82	54.08	53.29	63 / 63
DA Load (GW)	13.3	13.1	13.3	13.9	14.0	14.6	16.3	17.6	17.7	17.4	17.5	17.2	16.7	16.4	16.2	16.0	16.9	17.8	17.8	17.4	16.6	15.5	13.4	12.6	



Preliminary Real-Time Prices with Forecasted and Actual System Load

	HE1	HE2	HE3	HE4	HE5	HE6	HE7	HE8	HE9	HE10	HE11	HE12	HE13	HE14	HE15	HE16	HE17	HE18	HE19	HE20	HE21	HE22	HE23	HE24	avg all/peak
CONNECTICUT	60.78	71.21	82.10	59.81	62.34	92.95	173.93	161.53	97.96	63.99	61.51	62.62	61.26	61.70	53.92	53.08	54.47	92.15	68.00	65.47	59.82	55.55	53.84	43.93	75 / 72
NEMASSBOST	58.46	68.9	79.44	57.67	60.51	90.23	168.85	156.14	94.48	61.77	78.09	59.95	58.53	59.18	51.98	51.19	52.73	87.97	65.05	62.45	56.85	53.58	52.35	43.46	72 / 69
NEWHAMPSHIRE	57.62	68.16	78.87	57.29	60.14	89.66	167.34	155.3	93.93	61.34	77.47	59.45	58.04	58.78	51.7	51	52.58	87.25	64.48	61.97	56.61	53.35	52.22	43.22	72 / 68
MAINE	55.84	66.75	77.31	56.25	59.52	88.00	166.20	153.23	91.89	59.34	73.87	56.61	55.25	56.99	50.48	49.89	51.59	83.51	61.65	59.32	53.91	51.71	51.57	43.28	70 / 66
INTERNAL_HUB	59.26	69.79	80.67	58.66	61.32	91.19	170.2	157.62	95.52	62.49	79.16	60.76	59.35	59.92	52.53	51.71	53.19	89.07	65.84	63.29	57.71	54.2	52.86	43.62	73 / 70
Forecast	0.00	0.00	0.00	0.00	0.00	0.00	0.00	0.00	0.00	0.00	0.00	0.00	0.00	0.00	0.00	0.00	0.00	0.00	0.00	0.00	0.00	0.00	0.00	0.00	0 / 0
(RT) - (DA Load)	1.19	1.16	1.45	0.97	0.74	0.65	1.01	0.76	0.89	1.08	0.89	0.87	1.06	1.08	1.03	0.98	0.43	0.78	1.12	1.06	1.28	1.46	2.45	2.09	



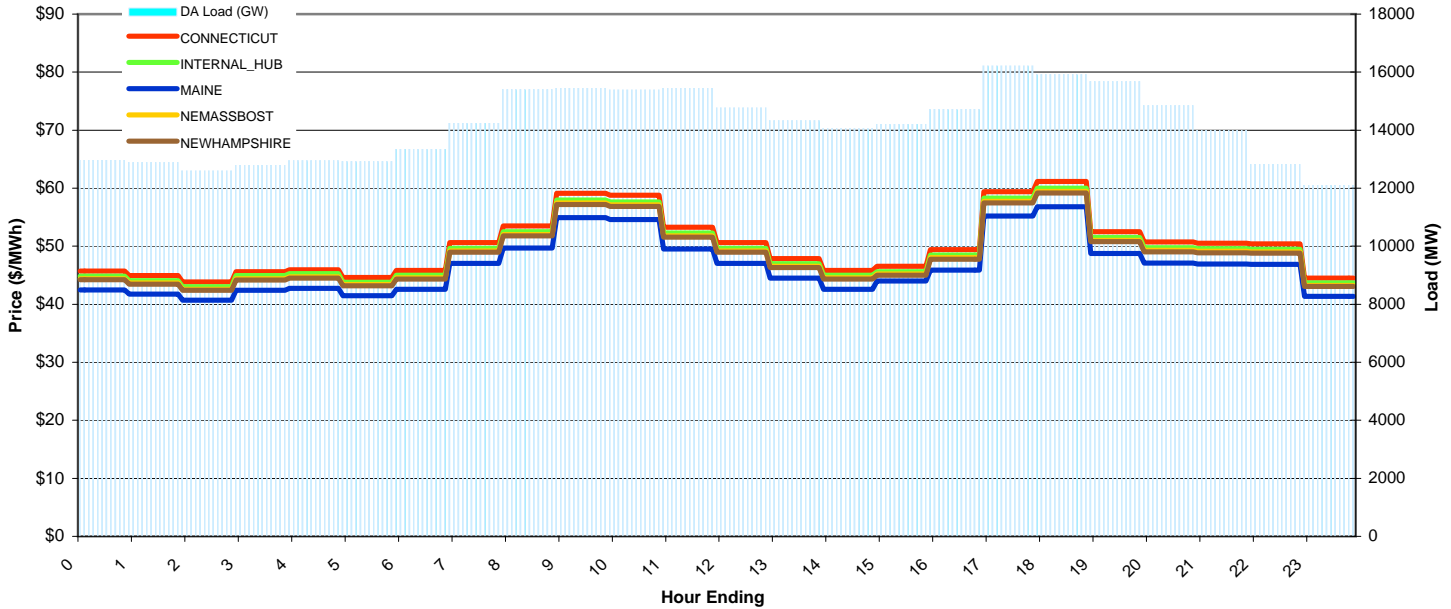
ISO-NE Daily Report

Report for 02/07/2009

Price Color Codes: <=0 >=100 >=200

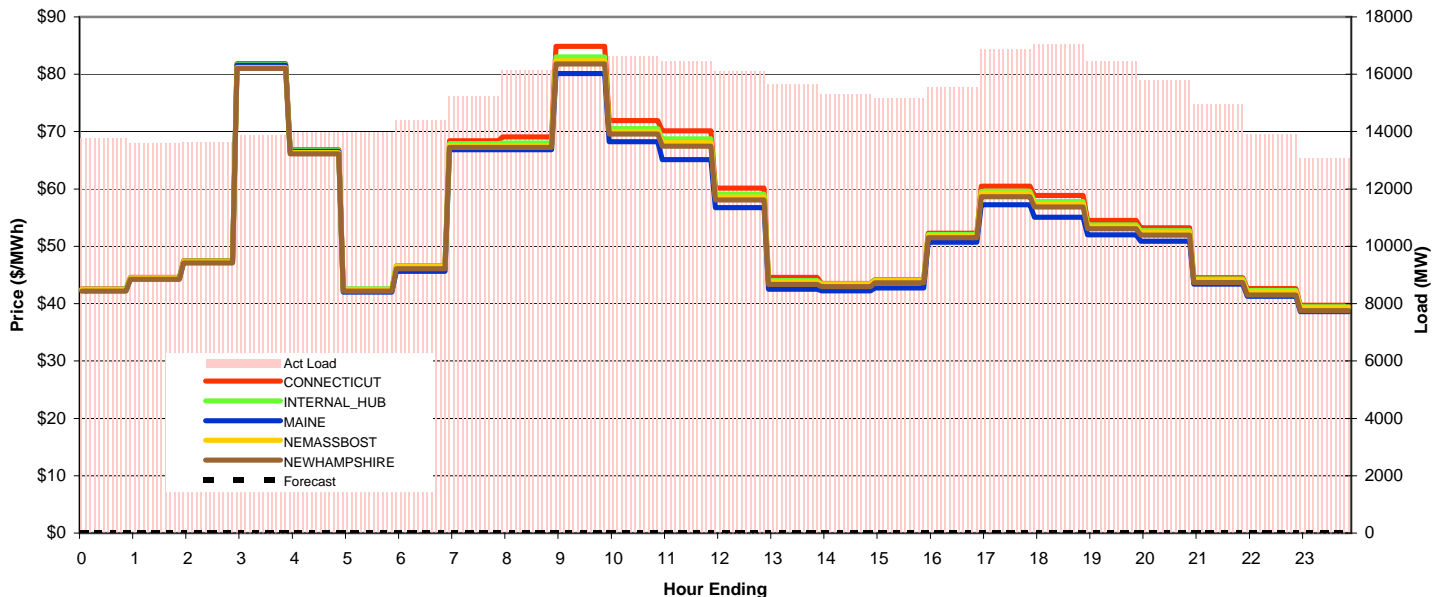
Day-Ahead Prices and Cleared Load

	HE1	HE2	HE3	HE4	HE5	HE6	HE7	HE8	HE9	HE10	HE11	HE12	HE13	HE14	HE15	HE16	HE17	HE18	HE19	HE20	HE21	HE22	HE23	HE24	avg all/peak
CONNECTICUT	45.70	44.95	43.83	45.59	45.94	44.63	45.85	50.62	53.51	59.10	58.76	53.29	50.62	47.88	45.85	46.52	49.40	59.41	61.17	52.50	50.71	50.53	50.43	44.51	50 / 53
NEMASSBOST	44.42	43.69	42.6	44.37	44.71	43.38	44.56	49.2	52.01	57.44	57.11	51.8	49.2	46.54	44.56	45.21	48.02	57.74	59.45	51.03	49.29	49.11	49.02	43.26	49 / 51
NEWHAMPSHIRE	44.21	43.48	42.4	44.16	44.49	43.17	44.35	48.96	51.76	57.16	56.83	51.55	48.96	46.31	44.35	45.01	47.78	57.46	59.16	50.78	49.05	48.87	48.78	43.05	48 / 51
MAINE	42.46	41.76	40.72	42.41	42.73	41.47	42.59	47.02	49.71	54.90	54.59	49.51	47.02	44.48	42.59	44.02	45.89	55.18	56.82	48.76	47.11	46.94	46.85	41.35	47 / 49
INTERNAL_HUB	44.83	44.09	43	44.97	45.28	43.78	44.98	49.65	52.49	57.97	57.64	52.28	49.65	46.97	44.98	45.63	48.46	58.27	60	51.5	49.75	49.56	49.47	43.66	49 / 52
DA Load (GW)	13.0	12.9	12.6	12.8	12.9	12.9	13.4	14.2	15.4	15.4	15.4	15.5	14.8	14.3	14.1	14.2	14.7	16.2	15.9	15.7	14.8	14.0	12.8	12.1	



Preliminary Real-Time Prices with Forecasted and Actual System Load

	HE1	HE2	HE3	HE4	HE5	HE6	HE7	HE8	HE9	HE10	HE11	HE12	HE13	HE14	HE15	HE16	HE17	HE18	HE19	HE20	HE21	HE22	HE23	HE24	avg all/peak
CONNECTICUT	42.55	44.59	47.47	81.83	66.87	42.53	46.60	68.40	69.08	84.85	71.91	70.13	60.14	44.59	43.54	44.17	52.27	60.47	58.85	54.49	53.23	44.52	42.85	39.71	56 / 58
NEMASSBOST	42.43	44.43	47.26	81.2	66.32	42.46	46.48	67.56	67.51	82.36	70.02	68.09	58.57	43.72	43.33	44.02	51.85	59.24	57.42	53.4	52.4	44.08	42.13	39.34	55 / 57
NEWHAMPSHIRE	42.16	44.25	47.1	81.02	66.13	42.19	46.08	67.23	67.21	81.81	69.56	67.47	58.1	43.37	42.97	43.63	51.51	58.66	56.83	53.04	51.96	43.67	41.53	38.78	54 / 56
MAINE	42.31	44.35	47.22	81.57	66.56	88.00	45.63	66.82	66.85	80.14	68.26	65.13	56.74	42.52	42.24	42.75	50.71	57.26	55.06	52.00	50.87	43.39	41.27	38.62	56 / 55
INTERNAL_HUB	42.49	44.54	47.45	81.68	66.76	42.59	46.59	67.91	68.02	83.04	70.53	68.72	59.08	44.03	43.45	44.13	52.06	59.61	57.82	53.74	52.72	44.31	42.3	39.45	55 / 57
Forecast	0.00	0.00	0.00	0.00	0.00	0.00	0.00	0.00	0.00	0.00	0.00	0.00	0.00	0.00	0.00	0.00	0.00	0.00	0.00	0.00	0.00	0.00	0.00	0.00	0 / 0
(RT) - (DA Load)	0.80	0.69	1.02	1.10	1.03	1.07	1.04	0.98	0.74	1.15	1.24	0.99	1.35	1.32	1.24	0.95	0.84	0.64	1.11	0.76	0.95	0.95	1.08	0.96	



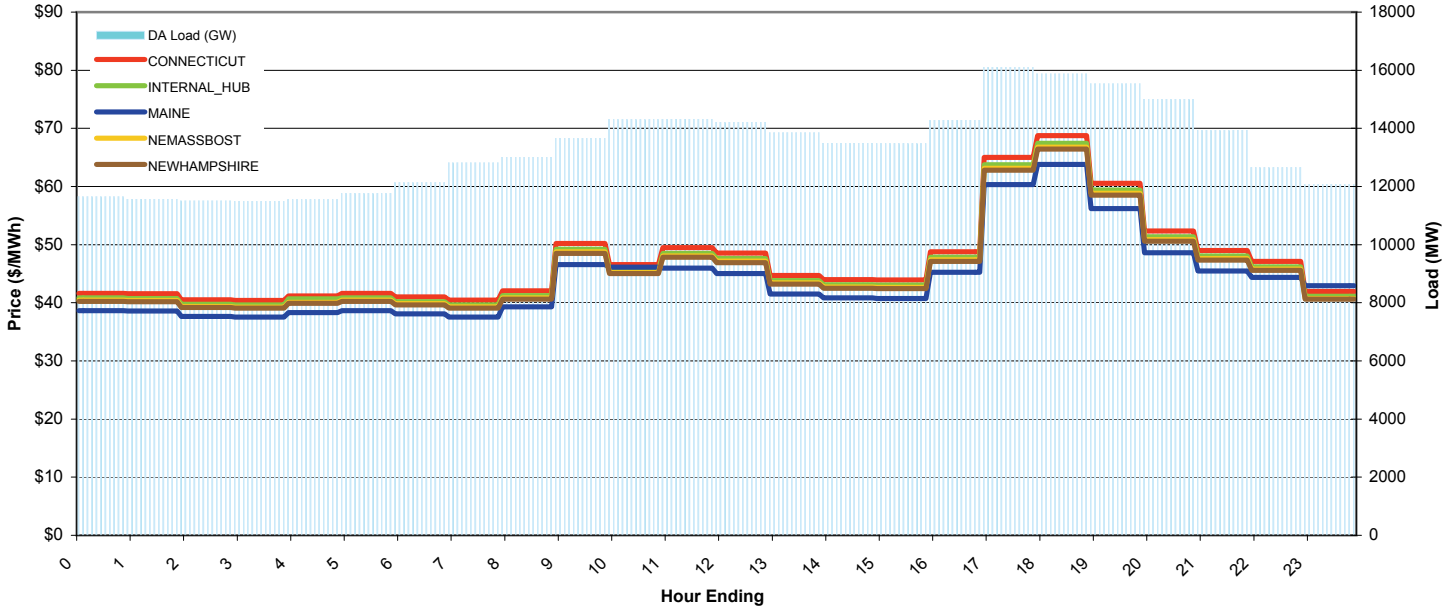
ISO-NE Daily Report

Report for 02/08/2009

Price Color Codes: <=0 >=100 >=200

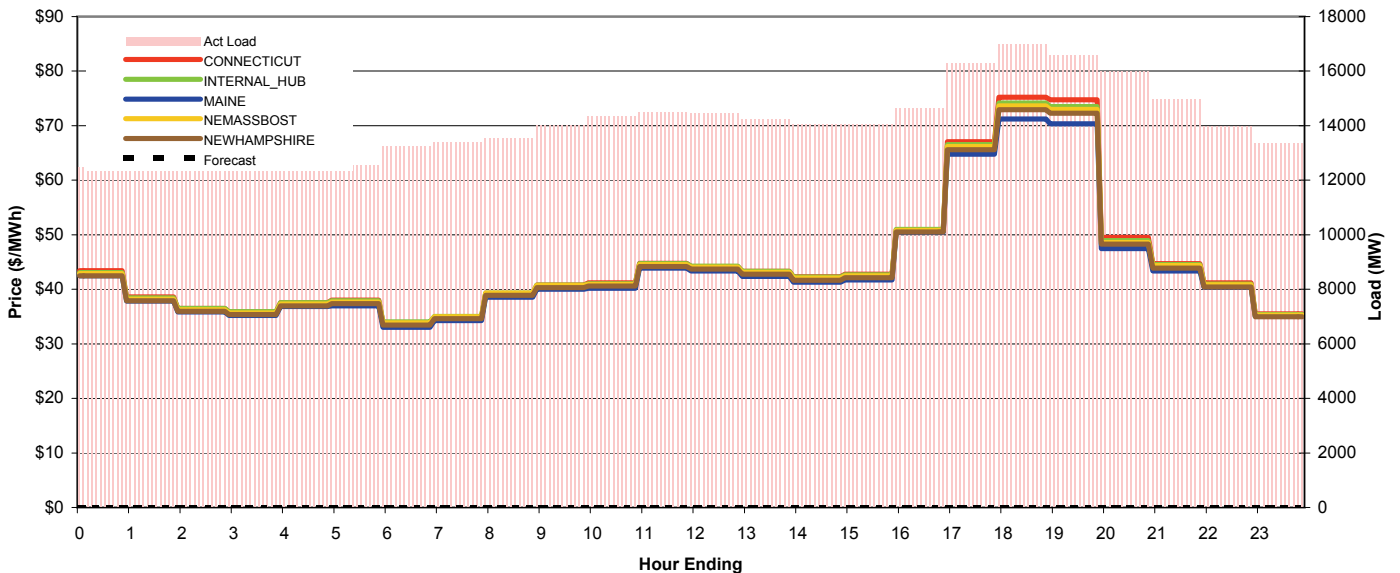
Day-Ahead Prices and Cleared Load

	HE1	HE2	HE3	HE4	HE5	HE6	HE7	HE8	HE9	HE10	HE11	HE12	HE13	HE14	HE15	HE16	HE17	HE18	HE19	HE20	HE21	HE22	HE23	HE24	avg all/peak
CONNECTICUT	41.64	41.57	40.53	40.41	41.20	41.64	41.01	40.44	42.04	50.18	46.56	49.47	48.55	44.69	43.98	43.90	48.76	65.00	68.76	60.57	52.37	48.98	47.13	41.96	47 / 50
NEMASSBOST	40.45	40.39	39.38	39.26	40.09	40.45	39.85	39.29	40.83	48.75	45.21	48.06	47.16	43.41	42.73	42.65	47.37	63.14	66.79	58.84	50.87	47.59	45.79	40.75	46 / 49
NEWHAMPSHIRE	40.24	40.18	39.17	39.06	39.89	40.24	39.64	39.09	40.63	48.49	45.04	47.81	46.92	43.19	42.51	42.43	47.12	62.81	66.45	58.54	50.6	47.34	45.56	40.62	46 / 48
MAINE	38.66	38.60	37.63	37.52	38.31	38.66	38.08	37.55	39.30	46.57	46.15	45.98	45.05	41.49	40.83	40.75	45.25	60.32	63.82	56.22	48.59	45.48	44.34	42.91	44 / 47
INTERNAL_HUB	40.82	40.76	39.74	39.62	40.68	40.82	40.21	39.65	41.21	49.2	45.64	48.5	47.6	43.81	43.12	43.04	47.81	63.72	67.41	59.38	51.34	48.03	46.21	41.13	46 / 49
DA Load (GW)	11.6	11.6	11.5	11.5	11.5	11.8	12.1	12.8	13.0	13.7	14.3	14.3	14.2	13.9	13.5	13.5	14.3	16.1	15.9	15.5	15.0	13.9	12.6	12.1	



Preliminary Real-Time Prices with Forecasted and Actual System Load

	HE1	HE2	HE3	HE4	HE5	HE6	HE7	HE8	HE9	HE10	HE11	HE12	HE13	HE14	HE15	HE16	HE17	HE18	HE19	HE20	HE21	HE22	HE23	HE24	avg all/peak
CONNECTICUT	43.41	38.59	36.52	35.86	37.53	38.00	33.91	34.77	39.20	40.80	41.16	44.76	44.18	43.30	42.32	42.75	50.88	67.06	75.20	74.73	49.52	44.73	41.17	35.48	45 / 49
NEMASSBOST	42.89	38.21	36.26	35.69	37.3	37.68	33.86	34.94	39.32	40.73	40.9	44.53	44.06	43.12	42.08	42.5	50.83	66.17	73.64	72.97	48.57	44.34	40.81	35.24	44 / 48
NEWHAMPSHIRE	42.47	37.91	35.98	35.39	36.98	37.35	33.47	34.6	38.88	40.33	40.59	44.19	43.69	42.75	41.68	42.1	50.5	65.57	72.9	72.29	48.26	43.9	40.45	34.96	44 / 48
MAINE	42.48	37.86	35.84	35.23	36.84	38.00	33.02	34.29	38.54	39.99	40.20	43.88	43.35	42.38	41.31	41.71	50.45	64.77	71.22	70.32	47.48	43.37	40.36	35.07	46 / 47
INTERNAL_HUB	43.08	38.45	36.49	35.91	37.54	37.92	34.03	35.01	39.31	40.78	41.02	44.69	44.21	43.28	42.25	42.66	51.01	66.54	74.17	73.54	48.92	44.55	40.98	35.38	45 / 48
Forecast	0.00	0.00	0.00	0.00	0.00	0.00	0.00	0.00	0.00	0.00	0.00	0.00	0.00	0.00	0.00	0.00	0.00	0.00	0.00	0.00	0.00	0.00	0.00	0.00	0 / 0
(RT) - (DA Load)	0.83	0.94	0.95	0.88	0.79	0.78	1.11	0.59	0.57	0.37	0.05	0.19	0.27	0.38	0.56	0.59	0.38	0.18	1.11	1.06	1.01	1.06	1.35	1.29	



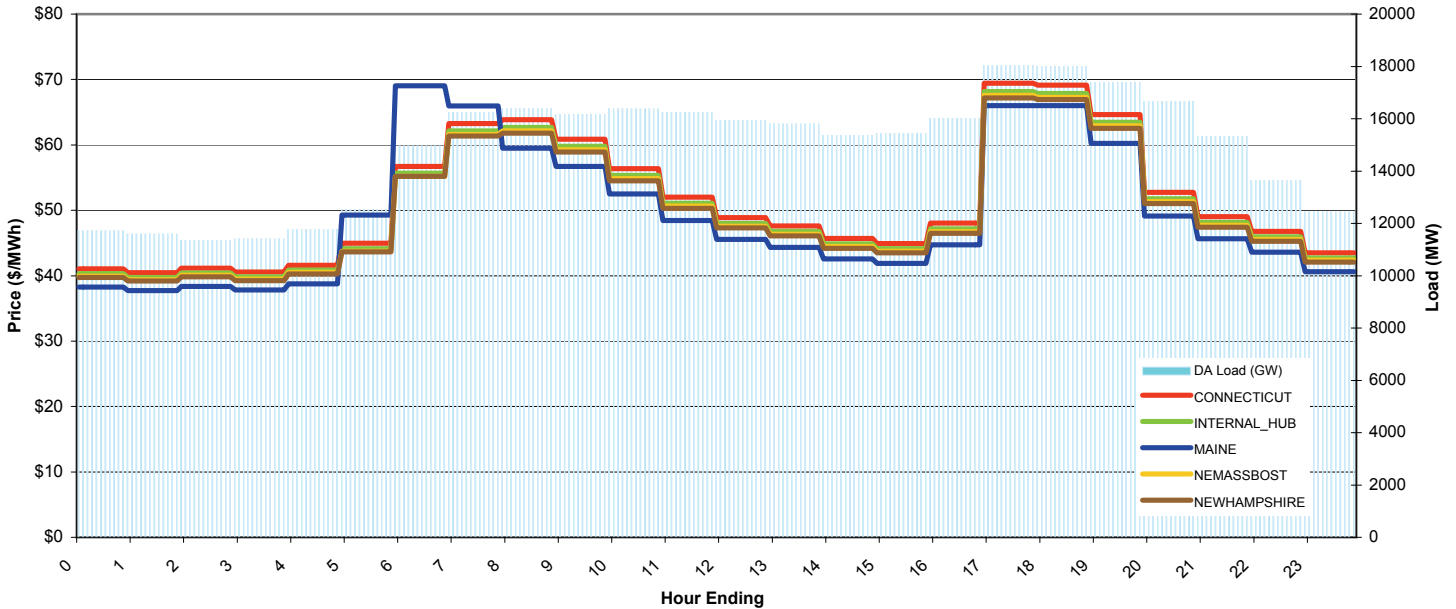
ISO-NE Daily Report

Report for 02/09/2009

Price Color Codes: <=0 >=100 >=200

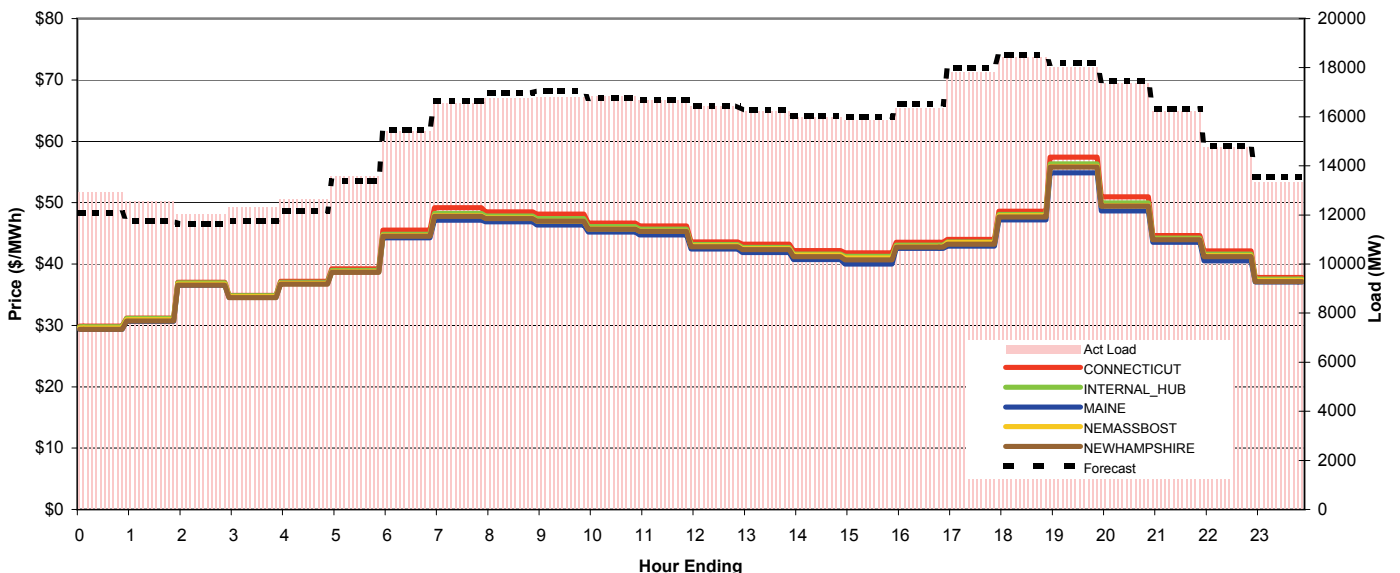
Day-Ahead Prices and Cleared Load

	HE1	HE2	HE3	HE4	HE5	HE6	HE7	HE8	HE9	HE10	HE11	HE12	HE13	HE14	HE15	HE16	HE17	HE18	HE19	HE20	HE21	HE22	HE23	HE24	avg all/peak
CONNECTICUT	41.04	40.47	41.15	40.56	41.60	44.96	56.72	63.27	63.84	60.85	56.35	52.00	48.87	47.61	45.68	44.93	48.03	69.41	69.12	64.62	52.73	49.01	46.79	43.49	51 / 55
NEMASSBOST	39.95	39.4	40.07	39.49	40.51	43.76	55.18	61.59	62.16	59.25	54.86	50.62	47.58	46.34	44.46	43.74	46.75	67.57	67.28	62.91	51.32	47.71	45.55	42.35	50 / 54
NEWHAMPSHIRE	39.72	39.17	39.84	39.26	40.27	43.65	55.18	61.36	61.79	58.9	54.53	50.32	47.3	46.07	44.2	43.48	46.48	67.2	66.92	62.54	51.02	47.43	45.28	42.1	50 / 53
MAINE	38.25	37.72	38.36	37.81	38.77	49.29	69.05	65.96	59.49	56.70	52.49	48.44	45.53	44.35	42.55	41.86	44.73	66.02	66.01	60.21	49.11	45.65	43.59	40.61	49 / 52
INTERNAL_HUB	40.31	39.75	40.42	39.84	40.87	44.15	56.69	62.14	62.7	59.77	55.34	51.07	48	46.76	44.86	44.13	47.17	68.17	67.88	63.47	51.78	48.13	45.95	42.72	50 / 54
DA Load (GW)	11.7	11.6	11.4	11.4	11.8	12.6	15.0	16.3	16.4	16.2	16.4	16.3	16.0	15.8	15.4	15.4	16.0	18.0	18.0	17.4	16.7	15.3	13.6	12.4	



Preliminary Real-Time Prices with Forecasted and Actual System Load

	HE1	HE2	HE3	HE4	HE5	HE6	HE7	HE8	HE9	HE10	HE11	HE12	HE13	HE14	HE15	HE16	HE17	HE18	HE19	HE20	HE21	HE22	HE23	HE24	avg all/peak
CONNECTICUT	29.86	31.18	37.03	34.90	37.18	39.24	45.55	49.18	48.52	48.11	46.68	46.23	43.62	43.22	42.21	41.84	43.53	44.04	48.63	57.40	50.96	44.66	42.16	37.83	43 / 46
NEMASSBOST	29.58	30.94	36.71	34.66	36.87	38.75	44.63	47.85	47.51	47	45.76	45.37	42.97	42.52	41.44	41	42.89	43.52	47.89	55.92	49.47	43.99	41.36	37.36	42 / 45
NEWHAMPSHIRE	29.38	30.71	36.54	34.5	36.72	38.67	44.52	47.79	47.38	47	45.71	45.3	42.81	42.35	41.22	40.68	42.77	43.22	47.66	55.8	49.43	43.94	41.2	37.14	42 / 45
MAINE	29.35	30.64	36.54	34.59	36.87	38.00	44.30	47.13	46.91	46.35	45.20	44.77	42.43	41.90	40.75	40.02	42.54	42.94	47.22	54.85	48.66	43.55	40.51	37.09	44 / 45
INTERNAL_HUB	29.76	31.13	36.9	34.83	37.04	38.96	44.87	48.26	47.8	47.39	46.09	45.66	43.17	42.72	41.64	41.23	43.06	43.59	48.06	56.34	49.94	44.22	41.64	37.54	43 / 46
Forecast	12.06	11.75	11.64	11.75	12.16	13.38	15.47	16.66	16.98	17.06	16.76	16.67	16.44	16.27	16.05	16.01	16.52	18.01	18.53	18.17	17.47	16.31	14.83	13.54	15 / 17
(RT) - (DA Load)	1.21	0.97	0.70	0.91	0.87	1.01	0.48	0.31	0.39	0.63	0.44	0.45	0.50	0.44	0.59	0.42	0.32	-0.19	0.42	0.66	0.70	0.92	1.12	0.91	



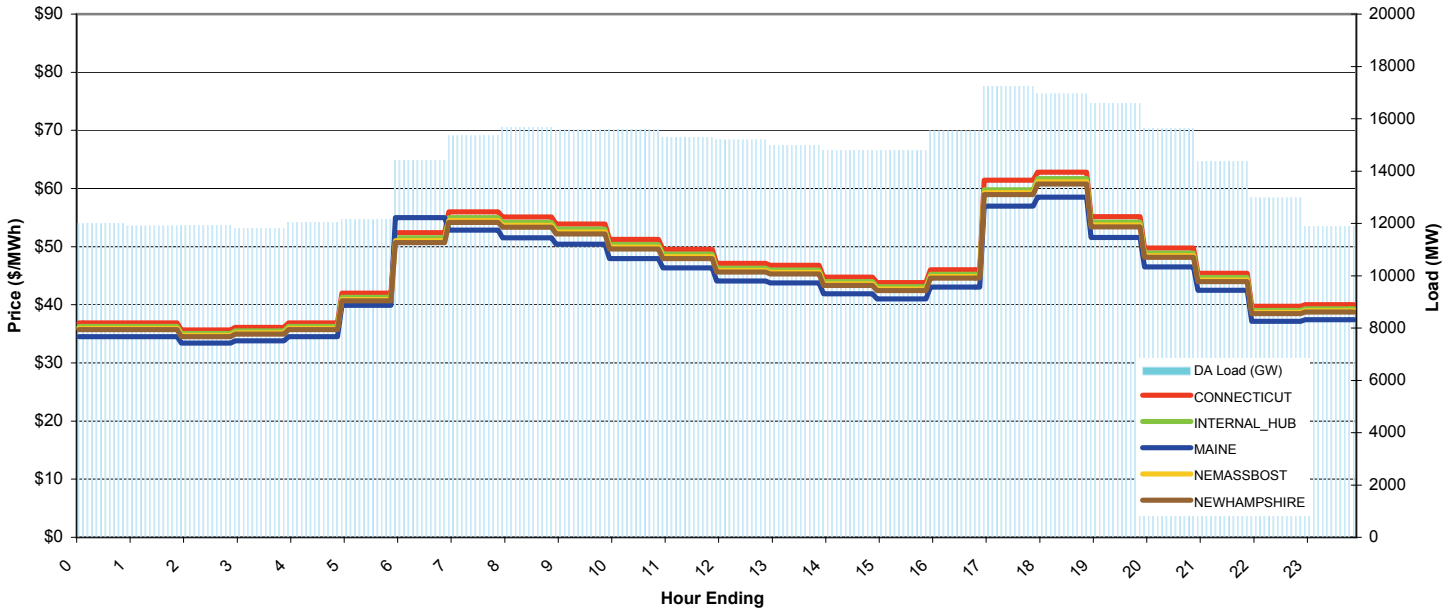
ISO-NE Daily Report

Report for 02/10/2009

Price Color Codes: <=0 >=100 >=200

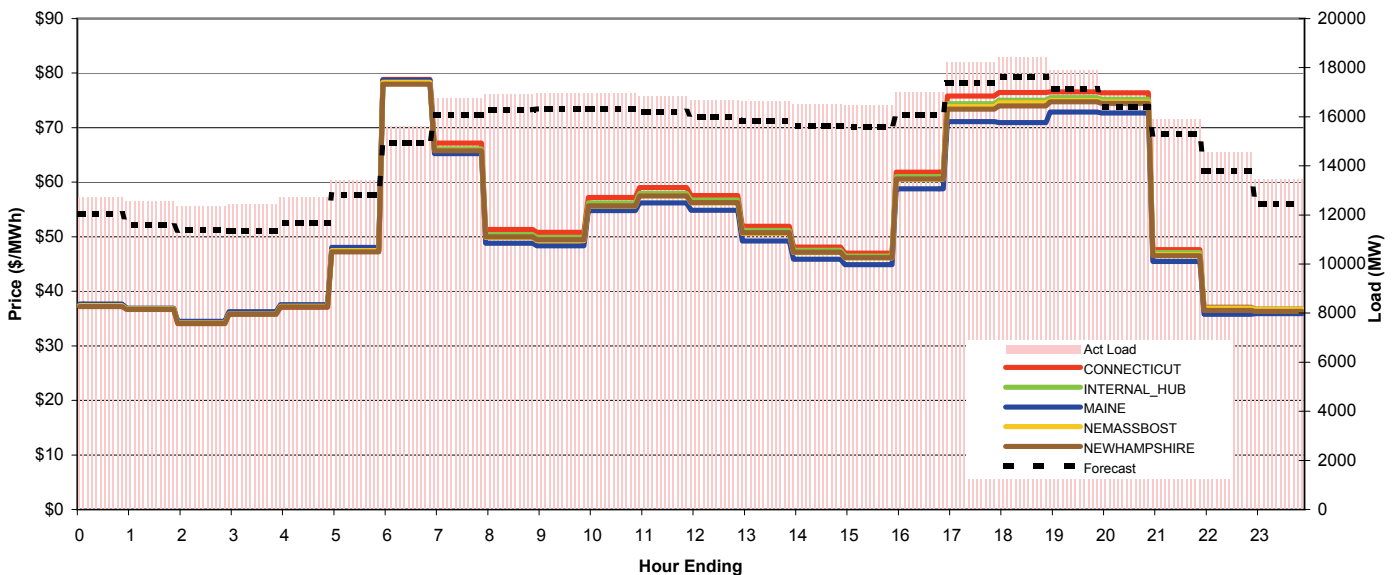
Day-Ahead Prices and Cleared Load

	HE1	HE2	HE3	HE4	HE5	HE6	HE7	HE8	HE9	HE10	HE11	HE12	HE13	HE14	HE15	HE16	HE17	HE18	HE19	HE20	HE21	HE22	HE23	HE24	avg all/peak
CONNECTICUT	36.87	36.87	35.67	36.12	36.87	42.00	52.40	55.96	55.08	53.91	51.24	49.55	47.11	46.78	44.75	43.83	46.03	61.41	62.78	55.16	49.74	45.44	39.72	40.00	47 / 51
NEMASSBOST	35.92	35.92	34.76	35.19	35.92	40.92	51.03	54.51	53.65	52.52	49.91	48.27	45.89	45.57	43.59	42.7	44.84	59.31	61.16	53.73	48.45	44.27	38.69	38.97	46 / 49
NEWHAMPSHIRE	35.7	35.7	34.54	34.97	35.7	40.68	50.71	54.18	53.32	52.19	49.6	47.97	45.61	45.29	43.32	42.44	44.56	58.93	60.78	53.4	48.15	43.99	38.45	38.73	45 / 49
MAINE	34.51	34.51	33.39	33.80	34.51	39.89	55.00	52.82	51.54	50.44	47.94	46.36	44.07	43.77	41.87	41.02	43.06	56.95	58.54	51.60	46.53	42.52	37.16	37.44	44 / 47
INTERNAL_HUB	36.25	36.25	35.07	35.51	36.25	41.29	51.5	55.01	54.15	53	50.37	48.72	46.31	45.99	43.99	43.09	45.25	59.79	61.72	54.22	48.9	44.67	39.05	39.33	46 / 50
DA Load (GW)	12.0	11.9	11.9	11.8	12.0	12.1	14.4	15.4	15.7	15.6	15.3	15.2	15.0	14.8	14.8	15.5	17.2	17.0	16.6	15.6	14.4	13.0	11.9		



Preliminary Real-Time Prices with Forecasted and Actual System Load

	HE1	HE2	HE3	HE4	HE5	HE6	HE7	HE8	HE9	HE10	HE11	HE12	HE13	HE14	HE15	HE16	HE17	HE18	HE19	HE20	HE21	HE22	HE23	HE24	avg all/peak
CONNECTICUT	37.50	36.81	34.10	35.78	37.07	47.48	78.88	67.17	51.34	50.81	57.19	59.00	57.57	51.94	48.12	47.01	61.83	75.80	76.44	76.59	76.36	47.63	37.07	36.74	54 / 59
NEMASSBOST	37.4	36.76	34.18	35.86	37.24	47.49	78.35	65.83	49.88	49.31	55.63	57.48	56.2	50.62	47.1	46.11	60.55	73.87	74.56	74.96	74.67	46.71	36.85	36.68	53 / 58
NEWHAMPSHIRE	37.19	36.67	34.08	35.81	37.12	47.25	77.99	65.75	49.96	49.43	55.69	57.48	56.25	50.73	47.15	46.16	60.61	73.42	73.97	74.73	74.48	46.55	36.5	36.3	53 / 57
MAINE	37.68	36.92	34.47	36.25	37.54	88.00	78.74	65.26	48.84	48.36	54.77	56.23	54.84	49.20	45.90	44.90	58.81	71.10	70.95	72.88	72.68	45.47	35.77	35.93	53 / 56
INTERNAL_HUB	37.48	36.84	34.23	35.93	37.26	47.51	78.35	66.1	50.41	49.87	56.18	57.99	56.73	51.15	47.51	46.47	61.04	74.42	75.05	75.49	75.24	47.09	36.95	36.74	53 / 58
Forecast	12.05	11.59	11.38	11.36	11.68	12.81	14.93	16.09	16.28	16.32	16.34	16.20	15.98	15.82	15.62	15.59	16.08	17.38	17.64	17.14	16.42	15.29	13.81	12.44	15 / 16
(RT) - (DA Load)	0.72	0.66	0.42	0.65	0.67	1.29	1.19	1.42	1.24	1.38	1.37	1.54	1.51	1.63	1.70	1.70	1.46	0.97	1.46	1.30	1.48	1.51	1.57	1.59	



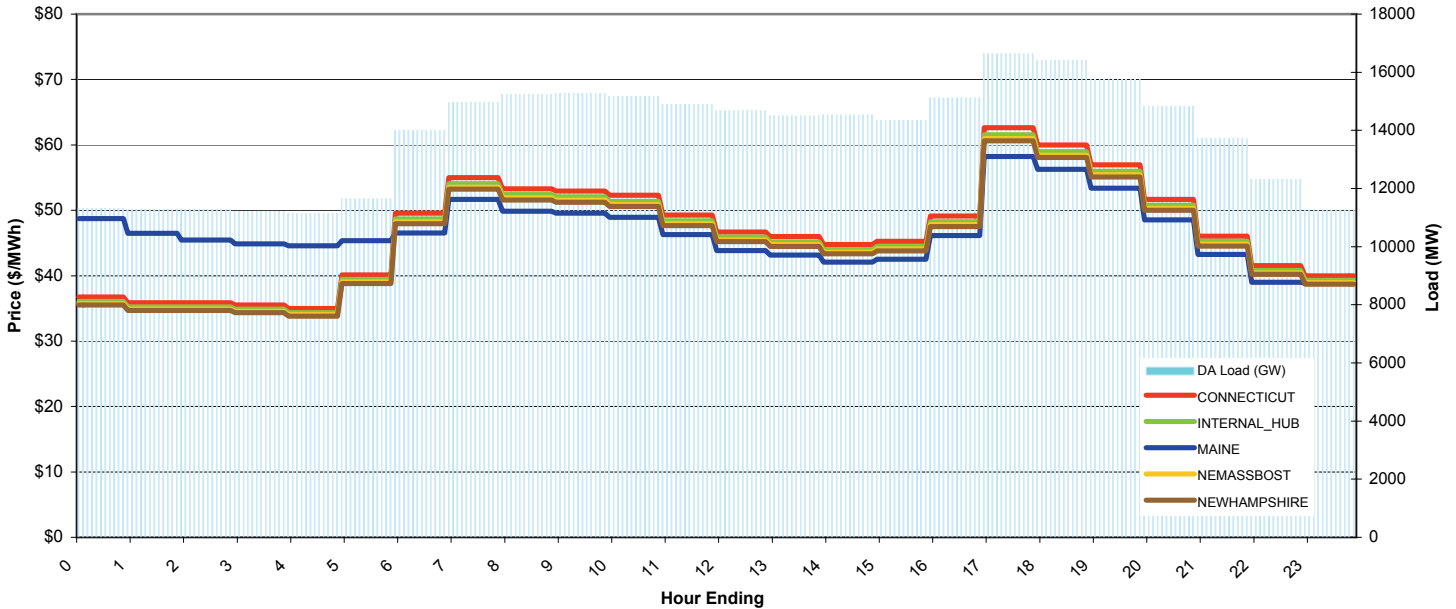
ISO-NE Daily Report

Report for 02/11/2009

Price Color Codes: <=0 >=100 >=200

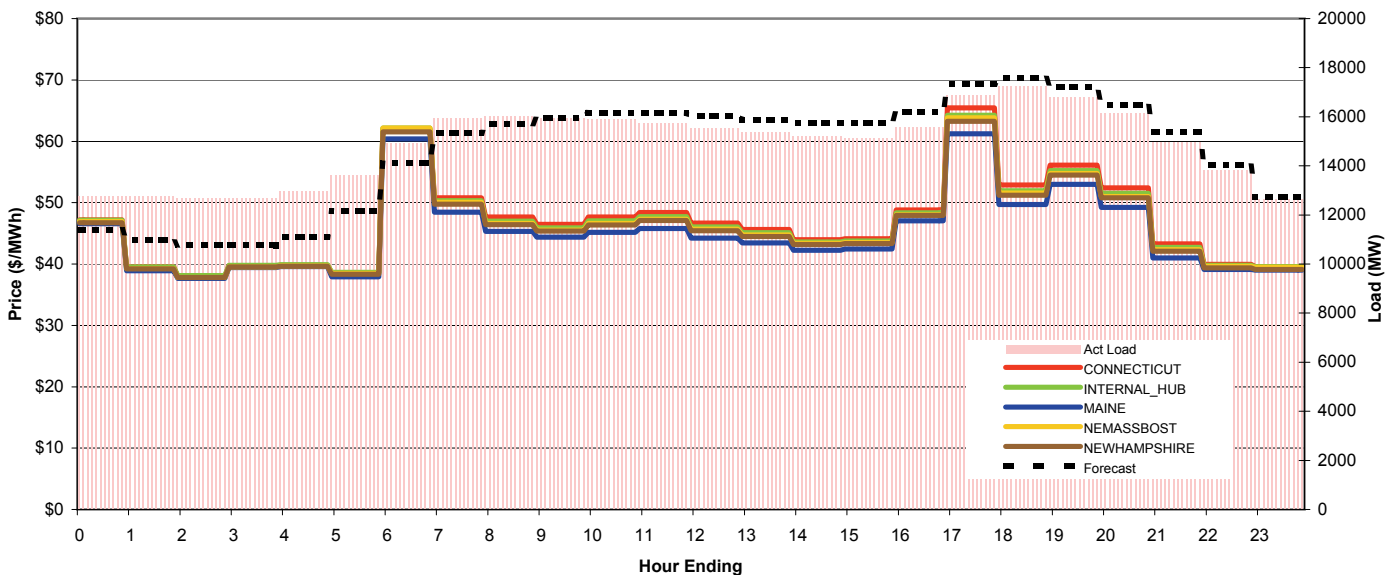
Day-Ahead Prices and Cleared Load

	HE1	HE2	HE3	HE4	HE5	HE6	HE7	HE8	HE9	HE10	HE11	HE12	HE13	HE14	HE15	HE16	HE17	HE18	HE19	HE20	HE21	HE22	HE23	HE24	avg all/peak
CONNECTICUT	36.73	35.87	35.87	35.52	35.00	40.13	49.56	55.00	53.30	52.96	52.29	49.27	46.69	45.97	44.78	45.27	49.11	62.62	60.00	56.95	51.66	46.04	41.53	40.00	47 / 51
NEMASSBOST	35.72	34.9	34.9	34.55	34.05	39.05	48.24	53.55	51.89	51.56	50.91	47.96	45.46	44.76	43.6	44.08	47.81	60.97	58.41	55.44	50.3	44.82	40.44	38.94	46 / 49
NEWHAMPSHIRE	35.5	34.68	34.68	34.34	33.83	38.81	47.95	53.22	51.58	51.25	50.61	47.67	45.19	44.49	43.34	43.81	47.52	60.6	58.06	55.11	49.99	44.55	40.2	38.71	45 / 49
MAINE	48.72	46.50	45.45	44.85	44.58	45.35	46.54	51.66	49.88	49.55	48.92	46.27	43.86	43.18	42.07	42.53	46.13	58.22	56.29	53.37	48.52	43.25	39.02	38.83	47 / 48
INTERNAL_HUB	36.07	35.23	35.23	34.89	34.37	39.42	48.69	54.05	52.38	52.05	51.39	48.41	45.89	45.18	44.01	44.49	48.26	61.54	58.96	55.96	50.77	45.24	40.81	39.31	46 / 50
DA Load (GW)	11.3	11.3	11.3	11.2	11.1	11.6	14.0	15.0	15.2	15.3	15.2	14.9	14.7	14.5	14.3	15.1	16.6	16.4	15.8	14.8	13.7	12.3	11.3		



Preliminary Real-Time Prices with Forecasted and Actual System Load

	HE1	HE2	HE3	HE4	HE5	HE6	HE7	HE8	HE9	HE10	HE11	HE12	HE13	HE14	HE15	HE16	HE17	HE18	HE19	HE20	HE21	HE22	HE23	HE24	avg all/peak
CONNECTICUT	47.18	39.51	38.03	39.73	39.79	38.58	61.97	50.79	47.68	46.45	47.66	48.42	46.69	45.62	43.97	44.11	48.79	65.43	52.90	56.14	52.41	43.29	39.93	39.60	47 / 49
NEMASSBOST	46.93	39.29	37.83	39.53	39.69	38.5	62.15	50.08	46.62	45.54	46.62	47.28	45.67	44.77	43.38	43.48	48.05	63.81	51.57	54.77	51.01	42.35	39.65	39.5	46 / 48
NEWHAMPSHIRE	46.73	39.24	37.82	39.53	39.66	38.31	61.55	49.73	46.41	45.37	46.38	47.07	45.41	44.49	43.17	43.32	47.92	63.28	51.2	54.5	50.8	42.1	39.35	39.13	46 / 48
MAINE	46.57	38.93	37.66	39.45	39.57	38.00	60.39	48.43	45.32	44.40	45.18	45.80	44.24	43.46	42.23	42.44	47.05	61.22	49.71	52.98	49.21	40.97	39.09	39.01	47 / 46
INTERNAL_HUB	47.16	39.54	38.1	39.8	39.92	38.67	62.17	50.34	47	45.87	47.02	47.71	46.06	45.09	43.62	43.74	48.35	64.23	51.93	55.22	51.51	42.71	39.77	39.57	46 / 48
Forecast	11.39	10.96	10.78	10.76	11.11	12.16	14.11	15.33	15.72	15.96	16.15	16.15	16.02	15.88	15.76	15.76	16.19	17.34	17.59	17.22	16.49	15.39	14.01	12.74	15 / 16
(RT) - (DA Load)	1.46	1.49	1.38	1.47	1.84	1.99	0.93	1.00	0.81	0.67	0.72	0.87	0.86	0.89	0.68	0.77	0.46	0.25	0.84	1.06	1.31	1.26	1.50	1.38	



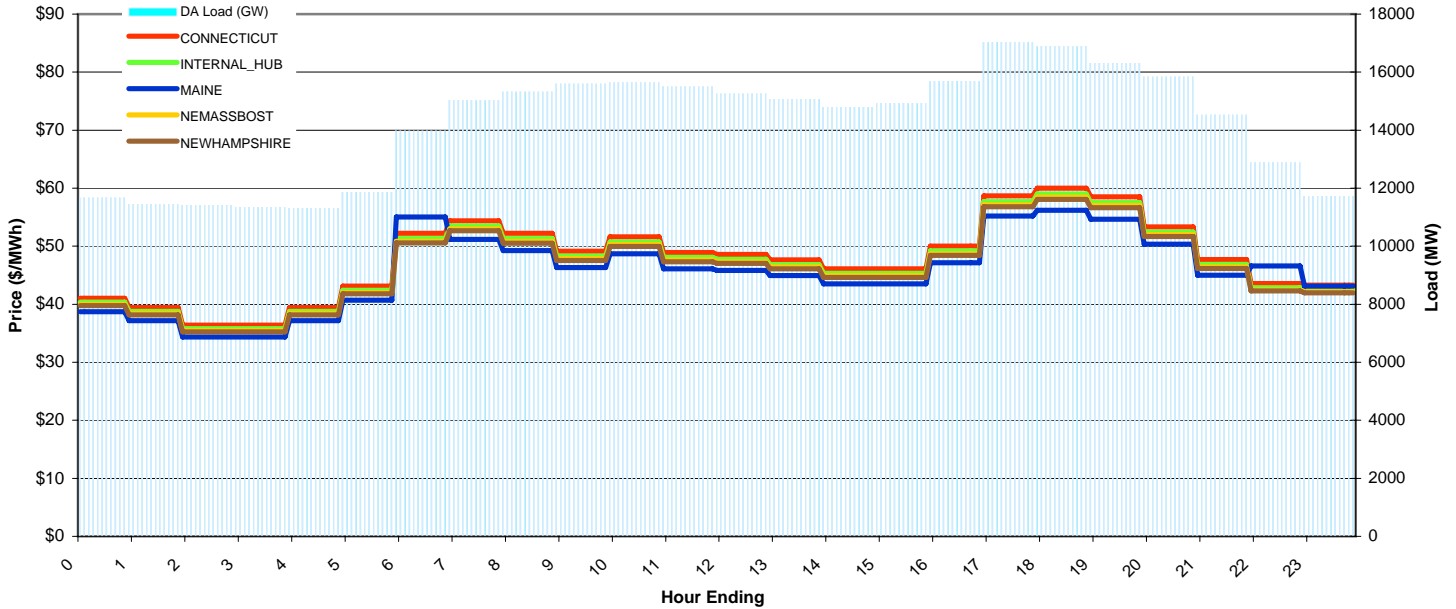
ISO-NE Daily Report

Report for 02/12/2009

Price Color Codes: <=0 >=100 >=200

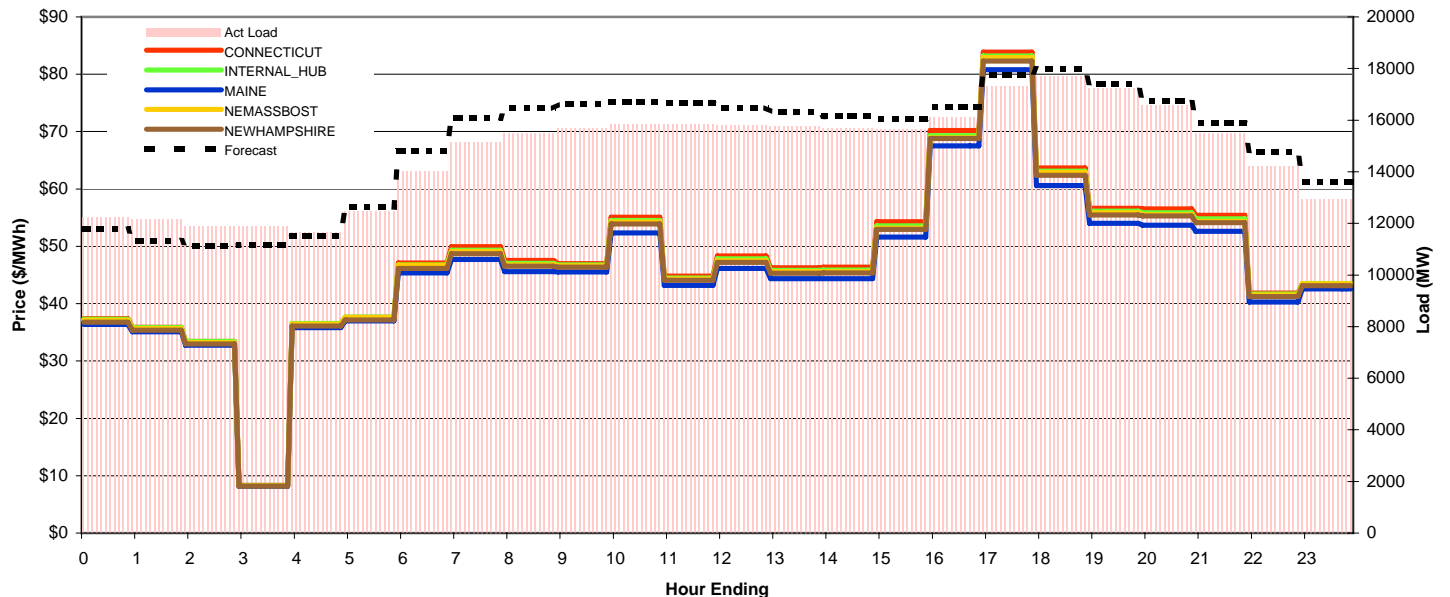
Day-Ahead Prices and Cleared Load

	HE1	HE2	HE3	HE4	HE5	HE6	HE7	HE8	HE9	HE10	HE11	HE12	HE13	HE14	HE15	HE16	HE17	HE18	HE19	HE20	HE21	HE22	HE23	HE24	avg all/peak
CONNECTICUT	41.04	39.42	36.41	36.41	39.42	43.14	52.22	54.39	52.20	49.12	51.60	48.90	48.57	47.63	46.10	46.10	50.00	58.66	60.00	58.50	53.35	47.68	43.57	43.31	48 / 51
NEMASSBOST	40	38.41	35.48	35.48	38.41	42.04	50.87	53	50.86	47.86	50.28	47.65	47.33	46.42	44.93	44.93	48.72	57.15	58.47	57	51.99	46.46	42.45	42.2	47 / 50
NEWHAMPSHIRE	39.75	38.17	35.26	35.26	38.17	41.78	50.55	52.66	50.54	47.56	49.96	47.34	47.03	46.12	44.64	44.64	48.41	56.79	58.09	56.64	51.66	46.16	42.29	41.98	46 / 49
MAINE	38.73	37.19	34.36	34.36	37.19	40.71	55.03	51.16	49.23	46.32	48.67	46.11	45.81	44.93	43.49	43.49	47.16	55.21	56.22	54.66	50.33	44.98	46.59	43.10	46 / 48
INTERNAL_HUB	40.36	38.76	35.81	35.81	38.76	42.43	51.34	53.48	51.33	48.3	50.74	48.08	47.76	46.84	45.34	45.34	49.17	57.67	59	57.52	52.46	46.88	42.84	42.59	47 / 50
DA Load (GW)	11.7	11.4	11.4	11.4	11.3	11.9	14.0	15.0	15.3	15.6	15.6	15.5	15.3	15.1	14.8	14.9	15.7	17.0	16.9	16.3	15.8	14.5	12.9	11.7	



Preliminary Real-Time Prices with Forecasted and Actual System Load

	HE1	HE2	HE3	HE4	HE5	HE6	HE7	HE8	HE9	HE10	HE11	HE12	HE13	HE14	HE15	HE16	HE17	HE18	HE19	HE20	HE21	HE22	HE23	HE24	avg all/peak
CONNECTICUT	37.38	35.85	33.42	8.30	36.41	37.58	47.10	49.96	47.55	46.97	55.09	44.83	48.32	46.24	46.36	54.31	70.18	83.89	63.64	56.65	56.53	55.40	41.82	43.44	48 / 54
NEMASSBOST	37.09	35.64	33.2	8.25	36.43	37.58	46.71	49.08	46.76	46.6	54.23	44.3	47.49	45.56	45.59	53.19	68.9	82.9	62.87	55.83	55.49	54.34	41.51	43.45	47 / 53
NEWHAMPSHIRE	36.79	35.4	32.99	8.2	36.11	37.17	46.13	48.73	46.52	46.34	53.92	44.08	47.23	45.3	45.38	52.95	68.79	82.3	62.37	55.48	55.31	54.1	41.23	43.15	47 / 53
MAINE	36.37	35.12	32.73	8.12	35.83	38.00	45.35	47.70	45.57	45.54	52.36	43.16	46.14	44.38	44.36	51.62	67.52	80.77	60.57	54.02	53.69	52.59	40.29	42.60	48 / 52
INTERNAL_HUB	37.27	35.84	33.4	8.3	36.53	37.66	46.78	49.32	47.05	46.76	54.54	44.49	47.81	45.83	45.88	53.59	69.3	83.19	63.12	56.13	55.84	54.8	41.66	43.5	47 / 54
Forecast	11.77	11.32	11.13	11.16	11.52	12.62	14.79	16.08	16.45	16.62	16.72	16.66	16.48	16.33	16.14	16.06	16.52	17.76	17.98	17.39	16.73	15.90	14.78	13.61	15 / 17
(RT) - (DA Load)	0.57	0.70	0.47	0.53	0.33	0.58	0.05	0.13	0.17	0.06	0.19	0.34	0.54	0.71	0.87	0.71	0.42	0.28	0.80	0.91	0.73	0.94	1.35	1.22	



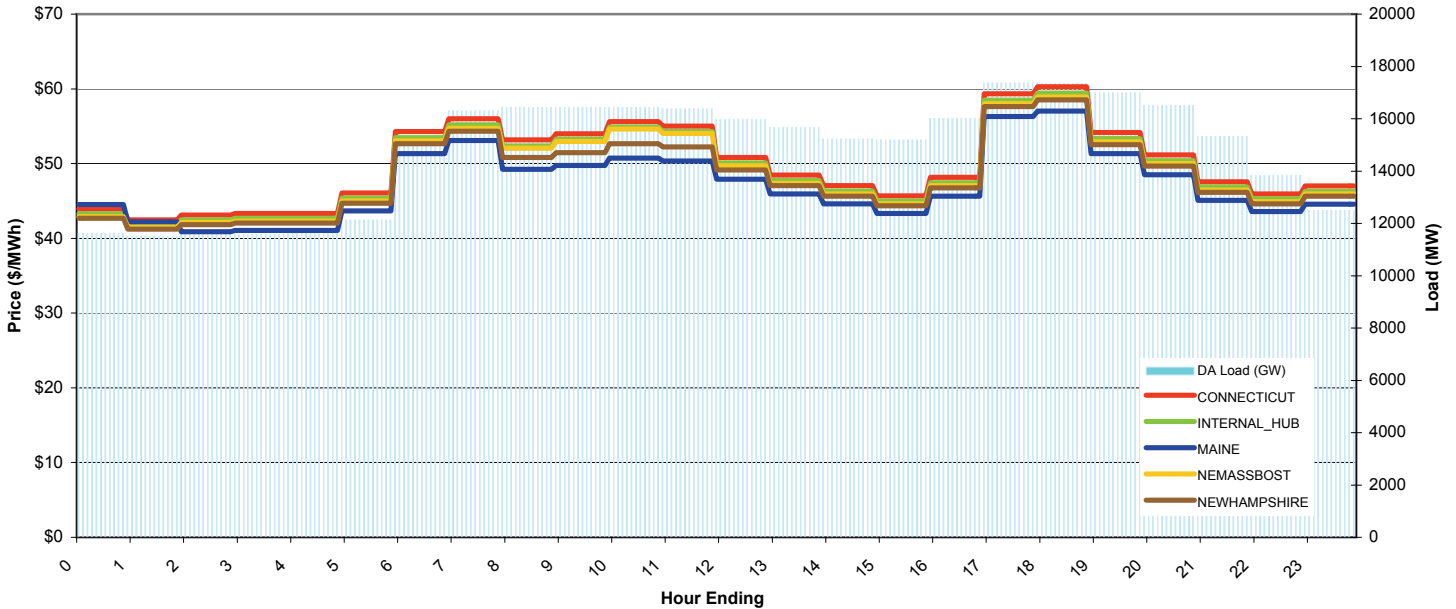
ISO-NE Daily Report

Report for 02/13/2009

Price Color Codes: <=0 >=100 >=200

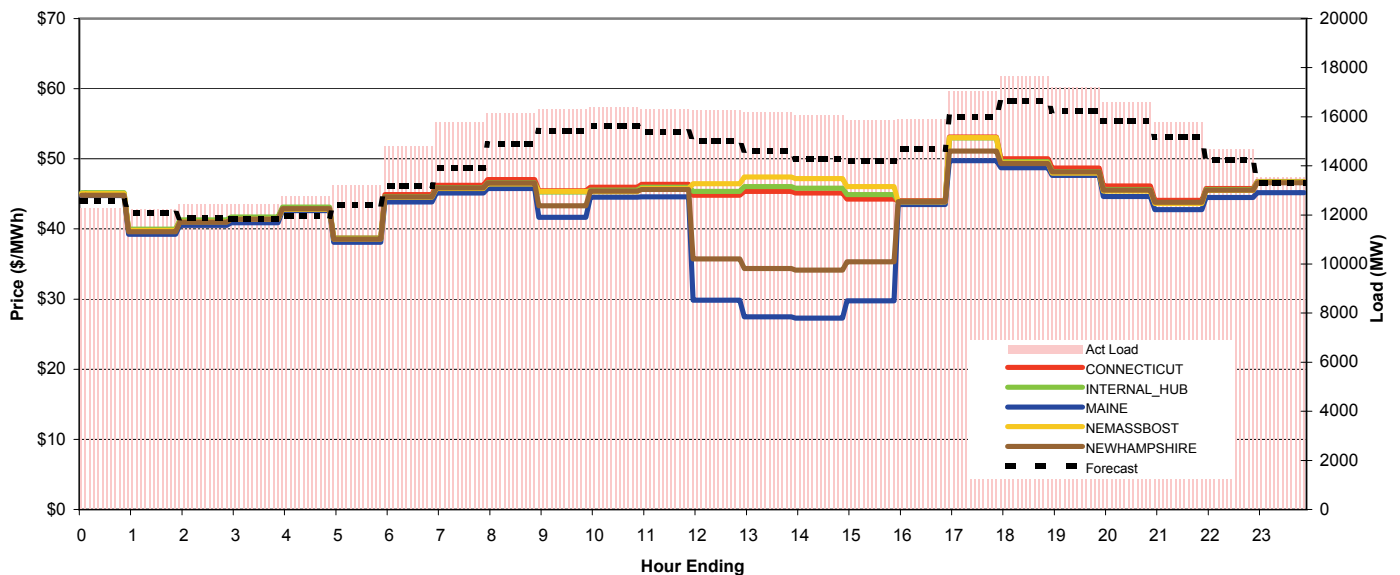
Day-Ahead Prices and Cleared Load

	HE1	HE2	HE3	HE4	HE5	HE6	HE7	HE8	HE9	HE10	HE11	HE12	HE13	HE14	HE15	HE16	HE17	HE18	HE19	HE20	HE21	HE22	HE23	HE24	avg all/peak
CONNECTICUT	43.93	42.47	43.13	43.31	43.31	46.05	54.28	56.00	53.19	53.98	55.60	55.00	50.81	48.47	47.04	45.68	48.16	59.36	60.30	54.15	51.17	47.56	45.96	47.00	50 / 52
NEMASSBOST	42.92	41.49	42.14	42.32	42.32	45	53.03	54.72	52.07	52.98	54.65	54.03	49.69	47.36	45.96	44.63	47.05	58	58.92	52.9	49.99	46.47	44.91	45.92	49 / 51
NEWHAMPSHIRE	42.69	41.25	41.85	42.04	42.04	44.69	52.68	54.35	50.82	51.47	52.66	52.22	49.13	47.05	45.66	44.34	46.74	57.61	58.52	52.55	49.66	46.16	44.61	45.62	48 / 50
MAINE	44.54	42.21	40.89	41.07	41.07	43.67	51.32	53.09	49.24	49.76	50.72	50.37	47.89	45.96	44.60	43.31	45.66	56.29	57.01	51.33	48.52	45.10	43.58	44.57	47 / 49
INTERNAL_HUB	43.28	41.83	42.49	42.67	42.67	45.37	53.47	55.17	52.38	53.27	54.9	54.3	50.08	47.75	46.34	45	47.44	58.48	59.41	53.34	50.41	46.86	45.28	46.3	49 / 51
DA Load (GW)	11.6	11.5	11.6	11.6	11.7	12.1	15.3	16.3	16.4	16.4	16.4	16.4	16.0	15.7	15.2	15.2	16.0	17.4	17.4	17.0	16.5	15.3	13.8	12.5	



Preliminary Real-Time Prices with Forecasted and Actual System Load

	HE1	HE2	HE3	HE4	HE5	HE6	HE7	HE8	HE9	HE10	HE11	HE12	HE13	HE14	HE15	HE16	HE17	HE18	HE19	HE20	HE21	HE22	HE23	HE24	avg all/peak
CONNECTICUT	45.02	39.85	41.11	41.57	42.95	38.71	44.88	46.22	47.03	45.45	45.93	46.38	44.83	45.35	45.14	44.25	44.05	53.13	50.00	48.70	46.15	44.06	45.77	46.76	45 / 46
NEMASSBOST	45.02	39.79	41.04	41.41	42.81	38.54	44.53	45.76	46.39	45.36	45.3	45.75	46.46	47.43	47.18	46.03	43.87	53.03	49.44	47.96	45.42	43.61	45.51	46.7	45 / 47
NEWHAMPSHIRE	44.82	39.63	40.98	41.37	42.9	38.54	44.58	45.85	46.54	43.31	45.39	45.61	35.72	34.36	34.13	35.31	43.91	51.12	49.33	48.12	45.56	43.81	45.54	46.6	43 / 43
MAINE	44.75	39.26	40.54	40.90	42.64	38.00	43.85	45.11	45.75	41.64	44.52	44.58	29.86	27.46	27.30	29.76	43.47	49.72	48.73	47.63	44.63	42.78	44.48	45.19	43 / 41
INTERNAL_HUB	45.16	39.97	41.32	41.72	43.11	38.71	44.64	45.89	46.61	45.27	45.52	45.97	45.36	46.06	45.83	44.91	43.94	52.96	49.59	48.21	45.64	43.77	45.61	46.72	45 / 46
Forecast	12.55	12.09	11.87	11.82	11.95	12.43	13.20	13.91	14.89	15.44	15.60	15.39	15.01	14.62	14.27	14.21	14.67	15.99	16.63	16.24	15.82	15.18	14.23	13.29	14 / 15
(RT) - (DA Load)	0.64	0.73	0.81	0.86	1.08	1.10	-0.50	-0.52	-0.27	-0.14	-0.05	-0.08	0.31	0.53	0.84	0.66	-0.09	-0.32	0.28	0.21	0.08	0.47	0.85	1.06	



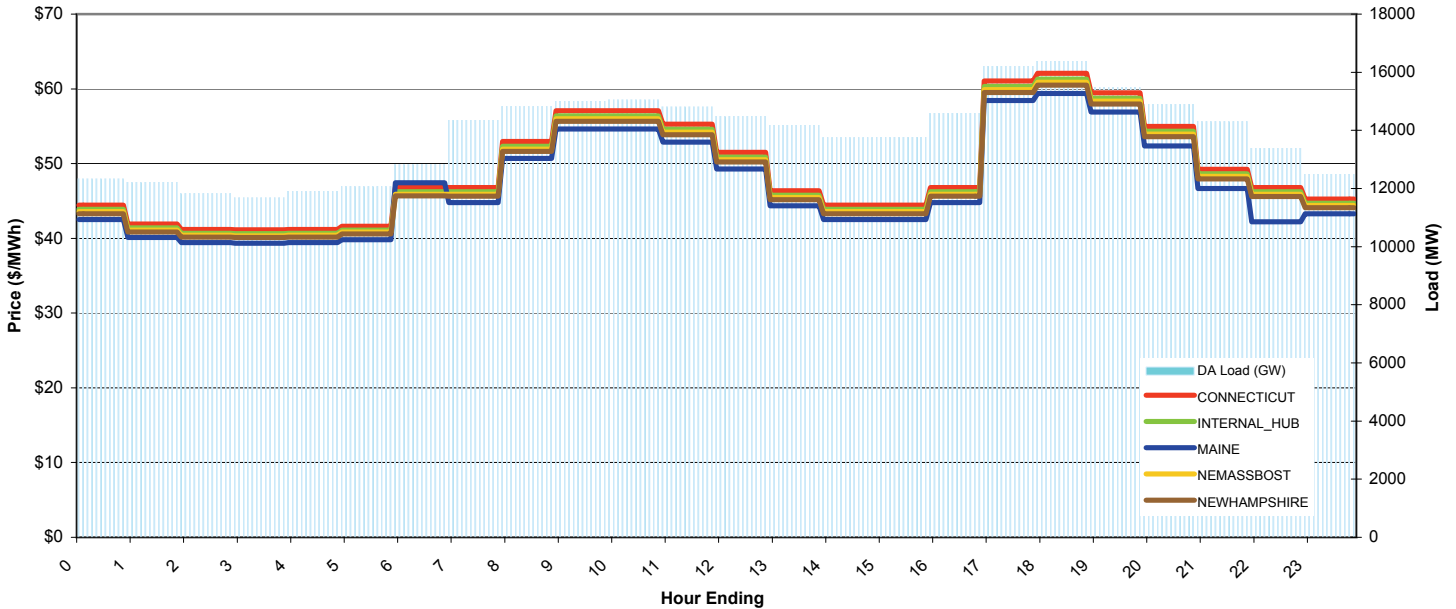
ISO-NE Daily Report

Report for 02/14/2009

Price Color Codes: <=0 >=100 >=200

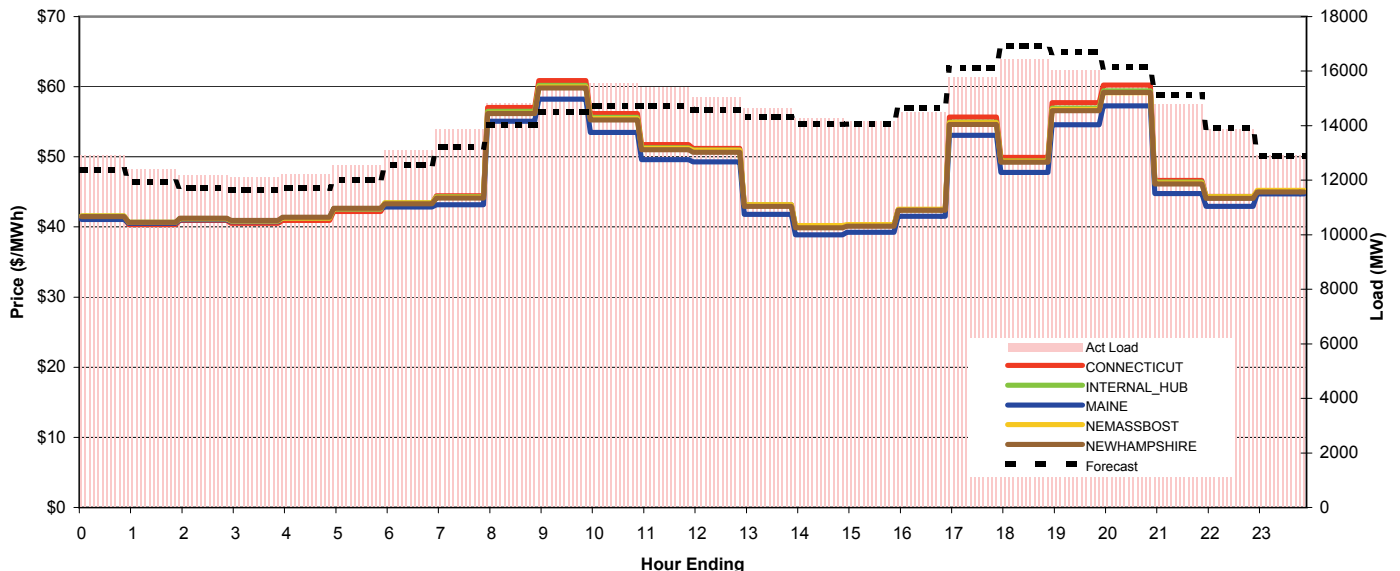
Day-Ahead Prices and Cleared Load

	HE1	HE2	HE3	HE4	HE5	HE6	HE7	HE8	HE9	HE10	HE11	HE12	HE13	HE14	HE15	HE16	HE17	HE18	HE19	HE20	HE21	HE22	HE23	HE24	avg all/peak
CONNECTICUT	44.42	41.92	41.20	41.14	41.20	41.63	46.81	46.80	52.96	57.09	57.09	55.28	51.50	46.35	44.42	44.43	46.80	61.06	62.07	59.48	54.98	49.22	46.79	45.25	49 / 52
NEMASSBOST	43.57	41.12	40.41	40.35	40.41	40.83	45.91	45.91	51.95	56	56	54.22	50.51	45.46	43.57	43.58	45.91	59.89	60.89	58.34	53.93	48.28	45.9	44.39	48 / 51
NEWHAMPSHIRE	43.29	40.86	40.15	40.1	40.15	40.57	45.67	45.62	51.62	55.65	55.65	53.88	50.2	45.18	43.29	43.3	45.62	59.51	60.5	57.97	53.59	47.97	45.6	44.11	48 / 51
MAINE	42.50	40.11	39.41	39.36	39.41	39.82	47.44	44.77	50.67	54.62	54.62	52.88	49.27	44.34	42.50	42.51	44.77	58.42	59.38	56.91	52.35	46.68	42.20	43.29	47 / 50
INTERNAL_HUB	43.87	41.41	40.69	40.63	40.69	41.12	46.23	46.23	52.31	56.39	56.39	54.6	50.87	45.78	43.87	43.88	46.23	60.31	61.31	58.75	54.31	48.62	46.22	44.69	49 / 52
DA Load (GW)	12.3	12.2	11.8	11.7	11.9	12.1	12.8	14.4	14.8	15.0	15.1	14.8	14.5	14.2	13.8	13.8	14.6	16.2	16.4	15.5	14.9	14.3	13.4	12.5	



Preliminary Real-Time Prices with Forecasted and Actual System Load

	HE1	HE2	HE3	HE4	HE5	HE6	HE7	HE8	HE9	HE10	HE11	HE12	HE13	HE14	HE15	HE16	HE17	HE18	HE19	HE20	HE21	HE22	HE23	HE24	avg all/peak
CONNECTICUT	41.33	40.33	40.91	40.54	40.93	42.20	43.28	44.44	57.03	60.86	56.18	51.73	51.21	43.19	40.03	40.22	42.46	55.65	49.92	57.72	60.25	46.65	44.34	44.86	47 / 50
NEMASSBOST	41.58	40.67	41.14	40.83	41.26	42.59	43.44	44.23	56.24	59.96	55.46	51.21	50.92	43.19	40.19	40.35	42.53	54.86	49.39	56.75	59.13	46.28	44.33	45.21	47 / 50
NEWHAMPSHIRE	41.5	40.68	41.25	40.93	41.39	42.66	43.29	44.11	56.19	59.82	55.24	51	50.63	42.94	39.9	40.1	42.38	54.64	49.23	56.59	59.18	46.15	44.08	44.98	47 / 50
MAINE	41.08	40.52	41.01	40.73	41.31	42.80	42.85	43.18	55.08	58.24	53.49	49.58	49.27	41.79	38.88	39.24	41.54	53.07	47.79	54.58	57.29	44.75	42.92	44.72	48 / 48
INTERNAL_HUB	41.59	40.66	41.16	40.85	41.24	42.54	43.43	44.31	56.48	60.18	55.62	51.31	50.99	43.18	40.12	40.27	42.44	54.96	49.43	56.95	59.4	46.42	44.33	45.1	47 / 50
Forecast	12.38	11.92	11.70	11.63	11.70	12.02	12.54	13.21	14.02	14.50	14.71	14.72	14.58	14.30	14.05	14.06	14.65	16.10	16.92	16.69	16.15	15.13	13.92	12.88	14 / 15
(RT) - (DA Load)	0.58	0.20	0.38	0.46	0.34	0.48	0.27	-0.47	0.01	0.41	0.52	0.61	0.59	0.46	0.54	0.41	-0.08	-0.44	0.05	0.56	0.63	0.51	0.51	0.44	



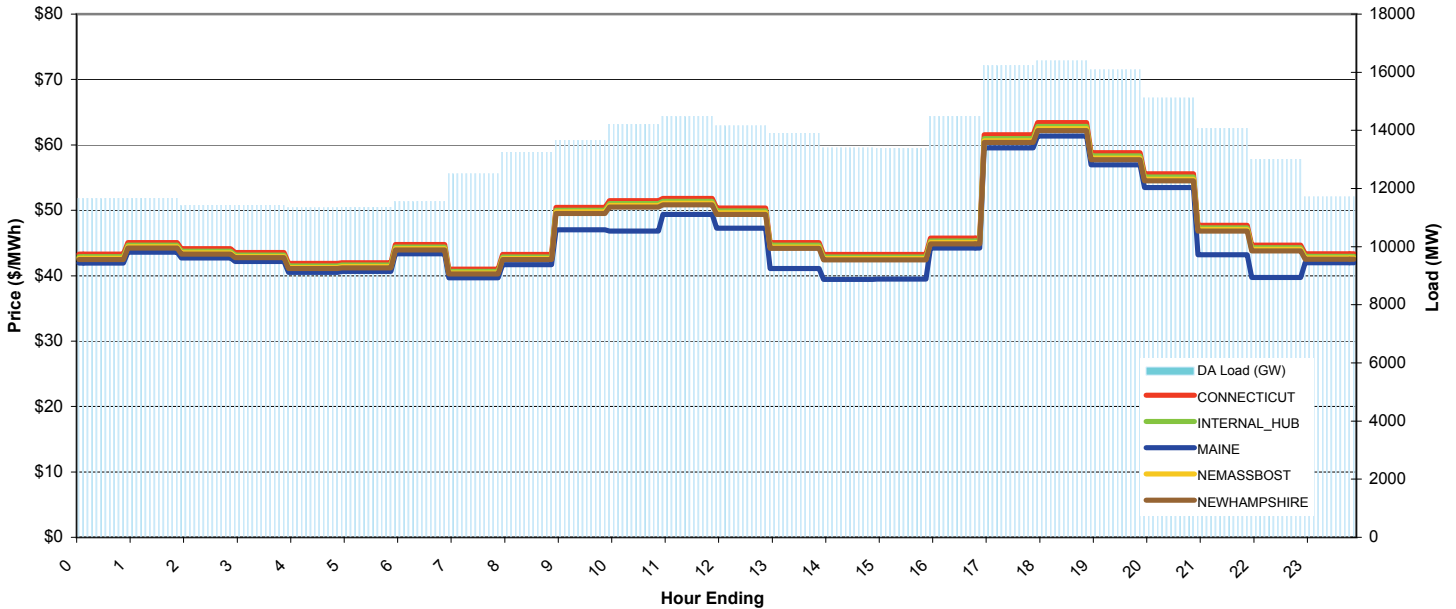
ISO-NE Daily Report

Report for 02/15/2009

Price Color Codes: <=0 >=100 >=200

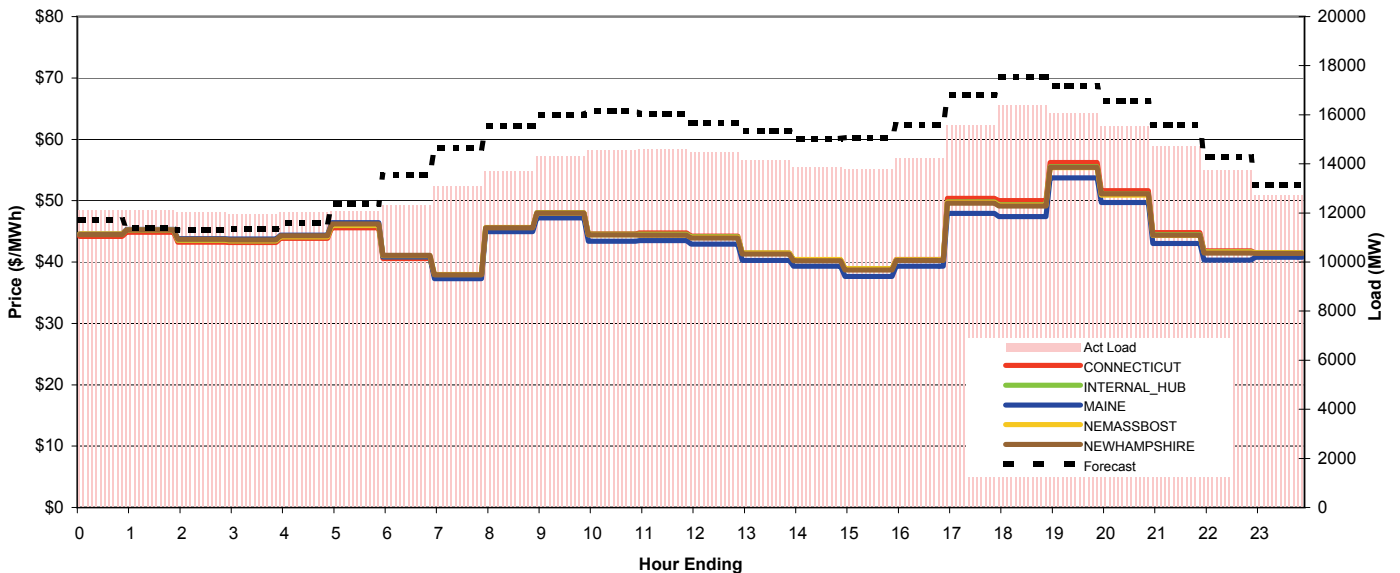
Day-Ahead Prices and Cleared Load

	HE1	HE2	HE3	HE4	HE5	HE6	HE7	HE8	HE9	HE10	HE11	HE12	HE13	HE14	HE15	HE16	HE17	HE18	HE19	HE20	HE21	HE22	HE23	HE24	avg all/peak
CONNECTICUT	43.30	45.07	44.12	43.56	41.86	42.00	44.78	41.02	43.26	50.46	51.49	51.82	50.33	45.05	43.25	43.25	45.74	61.53	63.39	58.83	55.58	47.73	44.65	43.35	48 / 50
NEMASSBOST	42.67	44.42	43.49	42.93	41.26	41.4	44.14	40.43	42.63	49.74	50.75	51.08	49.61	44.4	42.63	42.63	45.07	60.64	62.47	57.98	54.77	47.05	44.02	42.73	47 / 49
NEWHAMPSHIRE	42.49	44.23	43.3	42.75	41.08	41.21	43.94	40.25	42.45	49.51	50.51	50.85	49.39	44.19	42.43	42.43	44.87	60.37	62.19	57.72	54.53	46.82	43.81	42.54	47 / 49
MAINE	41.91	43.62	42.71	42.16	40.52	40.65	43.34	39.70	41.67	47.03	46.84	49.35	47.27	41.10	39.46	39.51	44.25	59.54	61.34	56.93	53.50	43.20	39.75	41.96	45 / 47
INTERNAL_HUB	42.91	44.67	43.73	43.18	41.49	41.63	44.38	40.66	42.87	50.02	51.04	51.36	49.89	44.65	42.87	42.87	45.33	60.99	62.82	58.31	55.08	47.31	44.26	42.97	47 / 49
DA Load (GW)	11.7	11.7	11.4	11.4	11.3	11.4	11.6	12.5	13.3	13.7	14.2	14.5	14.2	13.9	13.4	13.4	14.5	16.2	16.4	16.1	15.1	14.1	13.0	11.7	



Preliminary Real-Time Prices with Forecasted and Actual System Load

	HE1	HE2	HE3	HE4	HE5	HE6	HE7	HE8	HE9	HE10	HE11	HE12	HE13	HE14	HE15	HE16	HE17	HE18	HE19	HE20	HE21	HE22	HE23	HE24	avg all/peak
CONNECTICUT	44.19	44.84	43.25	43.16	43.86	45.58	40.56	37.70	45.38	48.03	44.60	44.77	44.20	41.45	40.36	38.90	40.40	50.39	50.00	56.20	51.64	44.81	41.81	41.48	44 / 45
NEMASSBOST	44.59	45.24	43.6	43.48	44.14	46.02	41.04	37.96	45.61	47.99	44.43	44.4	44	41.44	40.4	38.9	40.37	49.71	49.24	55.37	50.88	44.34	41.61	41.5	44 / 45
NEWHAMPSHIRE	44.5	45.21	43.7	43.61	44.28	46.19	41.08	37.91	45.6	48	44.41	44.4	43.93	41.28	40.22	38.68	40.28	49.59	49.14	55.42	51.12	44.36	41.47	41.39	44 / 45
MAINE	44.61	45.34	43.81	43.76	44.36	48.00	40.86	37.30	44.97	47.19	43.37	43.50	42.91	40.25	39.31	37.64	39.33	47.92	47.41	53.71	49.72	43.02	40.30	40.76	45 / 44
INTERNAL_HUB	44.48	45.19	43.57	43.46	44.13	45.94	40.91	37.86	45.51	48.02	44.52	44.54	44.1	41.44	40.39	38.89	40.33	49.83	49.36	55.55	51.09	44.51	41.69	41.52	44 / 45
Forecast	11.70	11.38	11.29	11.35	11.61	12.36	13.53	14.64	15.56	16.01	16.15	16.05	15.68	15.33	15.03	15.07	15.59	16.80	17.53	17.17	16.56	15.59	14.27	13.14	15 / 16
(RT) - (DA Load)	0.49	0.45	0.61	0.54	0.70	0.71	0.77	0.60	0.46	0.66	0.34	0.14	0.33	0.27	0.47	0.41	-0.24	-0.63	0.00	-0.01	0.43	0.66	0.73	1.03	



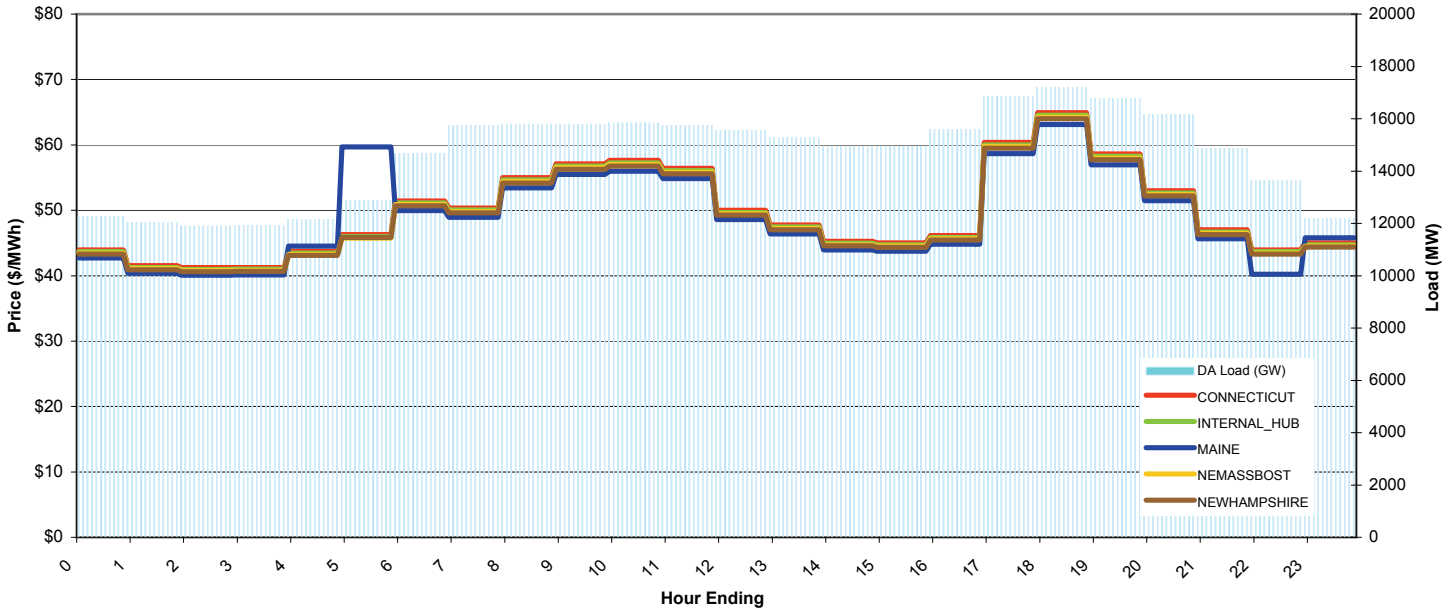
ISO-NE Daily Report

Report for 02/16/2009

Price Color Codes: <=0 >=100 >=200

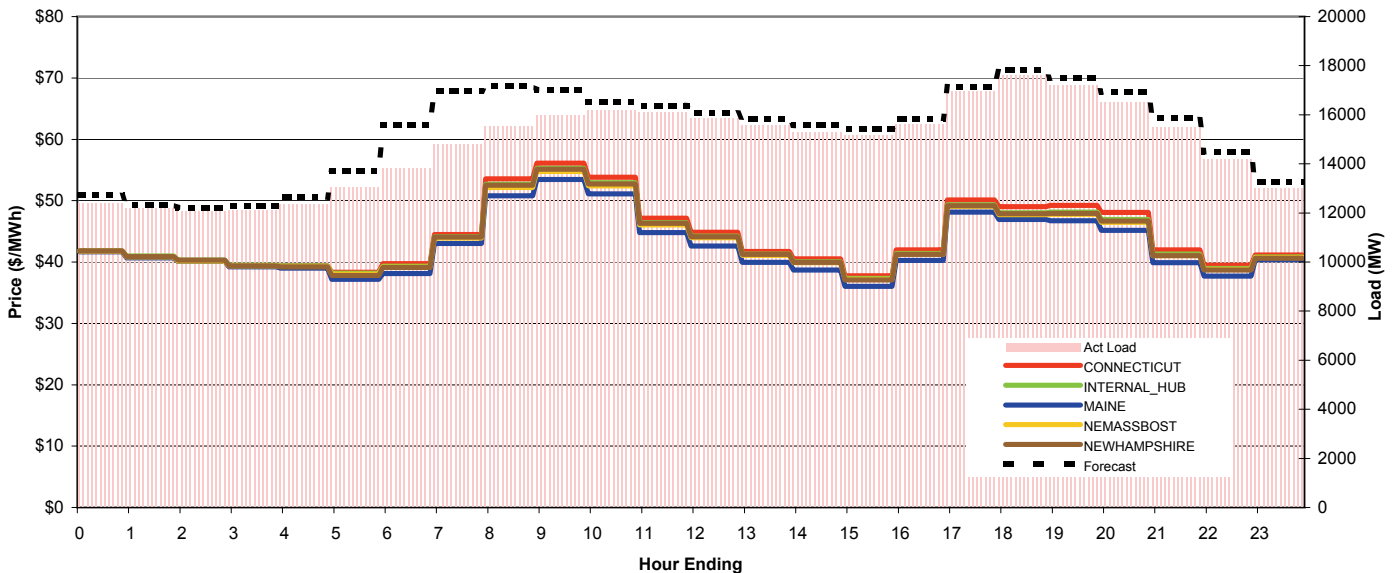
Day-Ahead Prices and Cleared Load

	HE1	HE2	HE3	HE4	HE5	HE6	HE7	HE8	HE9	HE10	HE11	HE12	HE13	HE14	HE15	HE16	HE17	HE18	HE19	HE20	HE21	HE22	HE23	HE24	avg all/peak
CONNECTICUT	43.95	41.53	41.24	41.27	43.73	46.28	51.44	50.37	55.00	57.11	57.63	56.43	50.00	47.76	45.24	45.02	46.15	60.39	64.95	58.64	53.00	47.00	43.95	45.03	50 / 52
NEMASSBOST	43.47	41.08	40.79	40.81	43.25	45.75	50.88	49.82	54.4	56.49	57	55.82	49.45	47.23	44.74	44.53	45.64	59.72	64.24	58	52.42	46.48	43.47	44.54	49 / 52
NEWHAMPSHIRE	43.29	40.91	40.62	40.65	43.11	45.86	50.67	49.62	54.18	56.26	56.77	55.59	49.25	47.04	44.56	44.35	45.46	59.48	63.98	57.76	52.2	46.3	43.28	44.4	49 / 52
MAINE	42.70	40.35	40.07	40.10	44.52	59.67	49.98	48.94	53.44	55.49	56.00	54.84	48.58	46.40	43.95	43.75	44.83	58.66	63.10	56.97	51.49	45.66	40.21	45.82	49 / 51
INTERNAL_HUB	43.67	41.27	40.97	41	43.45	45.97	51.12	50.05	54.65	56.75	57.26	56.08	49.68	47.45	44.95	44.74	45.85	60	64.54	58.27	52.66	46.7	43.67	44.74	49 / 52
DA Load (GW)	12.3	12.0	11.9	11.9	12.2	12.9	14.7	15.8	15.8	15.8	15.8	15.7	15.6	15.3	14.9	15.0	15.6	16.9	17.2	16.8	16.2	14.9	13.6	12.2	



Preliminary Real-Time Prices with Forecasted and Actual System Load

	HE1	HE2	HE3	HE4	HE5	HE6	HE7	HE8	HE9	HE10	HE11	HE12	HE13	HE14	HE15	HE16	HE17	HE18	HE19	HE20	HE21	HE22	HE23	HE24	avg all/peak
CONNECTICUT	41.72	40.91	40.19	39.44	39.37	38.34	39.72	44.49	53.56	56.10	53.84	47.14	44.84	41.74	40.53	37.77	41.97	50.11	49.00	49.22	48.07	41.98	39.49	41.14	44 / 46
NEMASSBOST	41.75	40.83	40.18	39.35	39.25	38	39.14	43.89	52.17	54.78	52.4	46.05	43.95	41.1	39.9	37.18	41.24	49.08	47.73	47.76	46.48	41.05	38.81	40.74	43 / 45
NEWHAMPSHIRE	41.81	40.9	40.31	39.39	39.22	37.8	39.11	44.05	52.53	55.12	52.74	46.3	44.13	41.24	39.96	37.09	41.25	49.17	47.86	47.93	46.66	41.04	38.71	40.65	44 / 45
MAINE	41.67	40.66	40.09	39.20	39.02	38.00	38.12	43.01	50.80	53.44	51.09	44.78	42.63	39.94	38.72	36.04	40.25	48.11	46.94	46.72	45.14	39.87	37.73	40.38	45 / 44
INTERNAL_HUB	41.84	40.99	40.31	39.49	39.38	38.17	39.32	44.1	52.68	55.29	52.91	46.41	44.24	41.28	40.07	37.33	41.39	49.31	48.05	48.16	46.92	41.3	38.96	40.81	44 / 46
Forecast	12.71	12.34	12.22	12.27	12.64	13.72	15.57	16.97	17.16	17.01	16.53	16.36	16.08	15.84	15.57	15.44	15.84	17.15	17.82	17.50	16.92	15.85	14.49	13.25	15 / 16
(RT) - (DA Load)	0.15	0.17	0.19	0.17	0.21	0.18	-0.83	-0.94	-0.24	0.20	0.36	0.37	0.30	0.30	0.38	0.24	0.04	0.11	0.41	0.42	0.37	0.63	0.58	0.83	



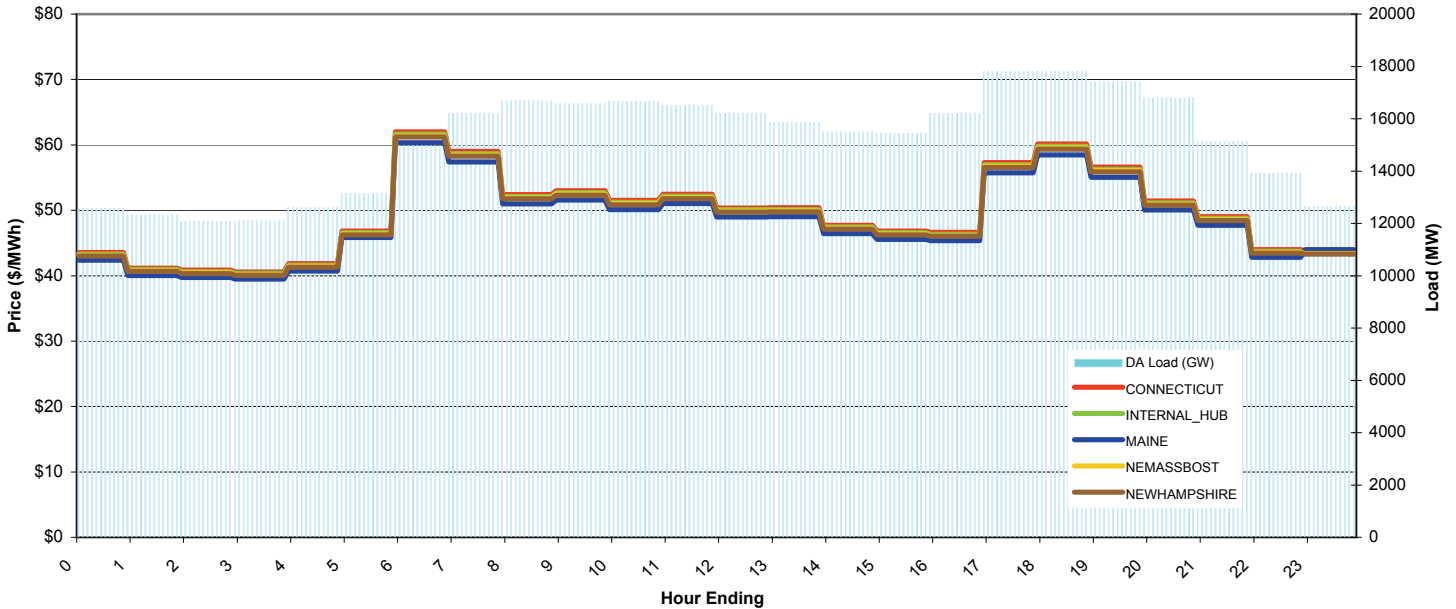
ISO-NE Daily Report

Report for 02/17/2009

Price Color Codes: <=0 >=100 >=200

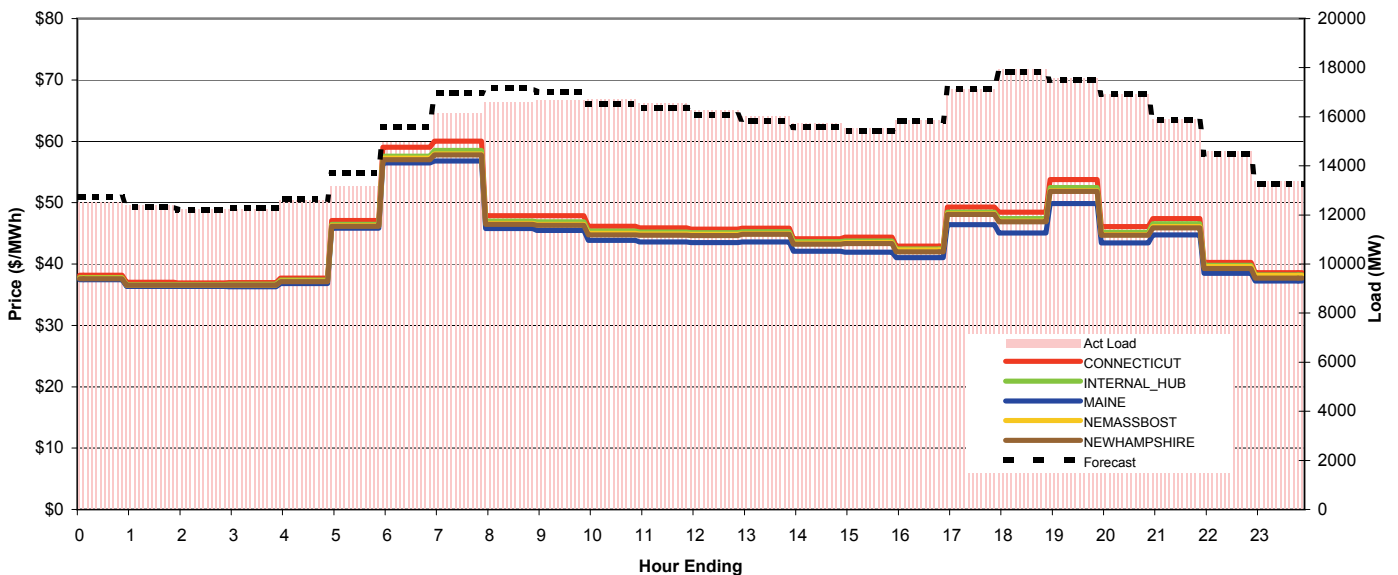
Day-Ahead Prices and Cleared Load

	HE1	HE2	HE3	HE4	HE5	HE6	HE7	HE8	HE9	HE10	HE11	HE12	HE13	HE14	HE15	HE16	HE17	HE18	HE19	HE20	HE21	HE22	HE23	HE24	avg all/peak
CONNECTICUT	43.55	41.15	40.85	40.57	41.84	46.82	61.98	59.00	52.41	53.00	51.50	52.44	50.37	50.38	47.73	46.83	46.61	57.29	60.12	56.60	51.43	49.05	44.00	43.81	50 / 52
NEMASSBOST	43.13	40.76	40.46	40.19	41.44	46.38	61.38	58.44	51.91	52.49	51.01	51.93	49.88	49.9	47.27	46.38	46.16	56.74	59.54	56.05	50.94	48.58	43.58	43.39	49 / 51
NEWHAMPSHIRE	43	40.64	40.34	40.06	41.31	46.24	61.2	58.26	51.75	52.33	50.85	51.77	49.73	49.75	47.13	46.24	46.02	56.56	59.36	55.88	50.78	48.43	43.45	43.29	49 / 51
MAINE	42.37	40.04	39.75	39.48	40.71	45.83	60.31	57.41	50.99	51.57	50.11	51.02	49.00	49.02	46.44	45.56	45.35	55.73	58.48	55.07	50.04	47.73	42.81	43.98	48 / 50
INTERNAL_HUB	43.31	40.93	40.63	40.35	41.61	46.57	61.64	58.68	52.13	52.71	51.22	52.15	50.09	50.11	47.47	46.57	46.36	56.97	59.79	56.29	51.15	48.79	43.76	43.57	49 / 52
DA Load (GW)	12.6	12.3	12.1	12.1	12.6	13.1	15.0	16.2	16.7	16.6	16.7	16.5	16.2	15.9	15.5	15.5	16.2	17.8	17.8	17.4	16.8	15.1	13.9	12.6	



Preliminary Real-Time Prices with Forecasted and Actual System Load

	HE1	HE2	HE3	HE4	HE5	HE6	HE7	HE8	HE9	HE10	HE11	HE12	HE13	HE14	HE15	HE16	HE17	HE18	HE19	HE20	HE21	HE22	HE23	HE24	avg all/peak
CONNECTICUT	38.15	37.03	36.93	36.96	37.72	47.07	59.03	60.04	47.89	47.86	46.17	45.88	45.68	45.86	44.14	44.39	42.90	49.29	48.44	53.77	46.10	47.41	40.28	38.60	45 / 47
NEMASSBOST	37.68	36.54	36.54	36.56	37.23	46.27	57.27	57.95	46.6	46.48	45.03	44.9	44.84	44.96	43.41	43.48	42.27	48.17	47.01	51.93	44.8	46.11	39.59	38.11	44 / 46
NEWHAMPSHIRE	37.62	36.55	36.56	36.58	37.15	46.15	57.02	57.78	46.49	46.29	44.76	44.7	44.66	44.85	43.25	43.33	41.99	48.06	46.91	51.84	44.7	45.88	39.25	37.72	44 / 46
MAINE	37.43	36.33	36.34	36.32	36.80	46.45	57.59	58.49	46.99	46.9	45.36	45.19	45.11	45.26	43.64	43.77	42.45	46.41	45.07	49.86	43.44	44.75	38.51	37.24	45 / 45
INTERNAL_HUB	37.81	36.68	36.67	36.7	37.4	46.45	57.59	58.49	46.99	46.9	45.36	45.19	45.11	45.26	43.64	43.77	42.45	48.46	47.38	52.45	45.16	46.55	39.8	38.23	45 / 46
Forecast	12.71	12.34	12.22	12.27	12.64	13.72	15.57	16.97	17.16	17.01	16.53	16.36	16.08	15.84	15.57	15.44	15.84	17.15	17.82	17.50	16.92	15.85	14.49	13.25	15 / 16
(RT) - (DA Load)	-0.03	0.06	0.16	0.15	0.02	0.07	-0.05	-0.08	-0.10	0.12	0.06	0.04	0.07	0.18	0.23	0.10	-0.36	-0.69	0.12	0.17	0.14	0.79	0.68	0.74	



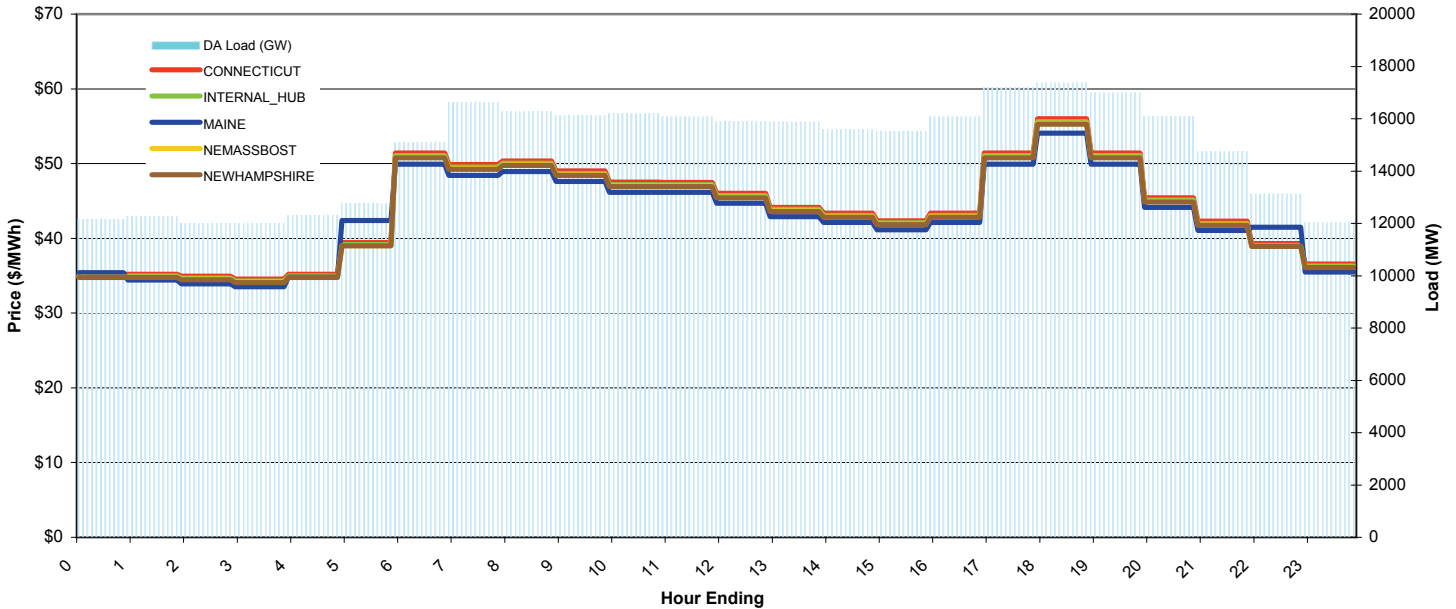
ISO-NE Daily Report

Report for 02/18/2009

Price Color Codes: <=0 >=100 >=200

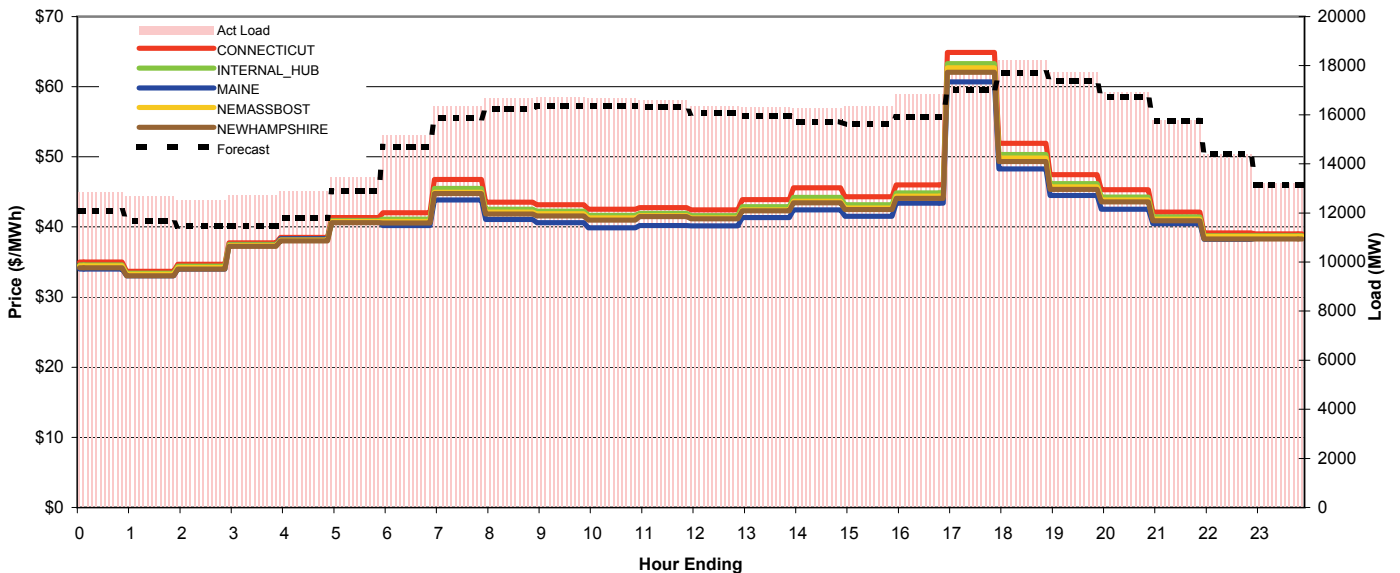
Day-Ahead Prices and Cleared Load

	HE1	HE2	HE3	HE4	HE5	HE6	HE7	HE8	HE9	HE10	HE11	HE12	HE13	HE14	HE15	HE16	HE17	HE18	HE19	HE20	HE21	HE22	HE23	HE24	avg all/peak
CONNECTICUT	35.19	35.19	34.92	34.53	35.19	39.43	51.42	49.87	50.37	49.02	47.51	47.50	46.02	44.16	43.36	42.35	43.36	51.43	56.00	51.42	45.44	42.28	39.32	36.55	44 / 47
NEMASSBOST	34.81	34.81	34.54	34.15	34.81	39	50.87	49.33	49.83	48.5	47	46.99	45.53	43.69	42.89	41.89	42.9	50.87	55.4	50.86	44.95	41.83	38.9	36.15	43 / 46
NEWHAMPSHIRE	34.77	34.75	34.48	34.09	34.76	39.02	50.77	49.24	49.74	48.41	46.91	46.91	45.44	43.6	42.81	41.82	42.82	50.78	55.29	50.77	44.87	41.75	38.9	36.09	43 / 46
MAINE	35.41	34.41	33.91	33.54	34.85	42.39	49.94	48.43	48.92	47.61	46.14	46.14	44.70	42.89	42.11	41.13	42.11	49.94	54.09	49.94	44.13	41.06	41.50	35.50	43 / 46
INTERNAL_HUB	34.96	34.96	34.68	34.3	34.96	39.17	51.08	49.53	50.03	48.7	47.19	47.19	45.71	43.87	43.07	42.07	43.07	51.08	55.63	51.08	45.14	42	39.06	36.3	44 / 47
DA Load (GW)	12.2	12.3	12.0	12.0	12.3	12.8	15.1	16.6	16.3	16.1	16.2	16.1	15.9	15.9	15.6	15.5	16.1	17.2	17.4	17.0	16.1	14.7	13.1	12.0	



Preliminary Real-Time Prices with Forecasted and Actual System Load

	HE1	HE2	HE3	HE4	HE5	HE6	HE7	HE8	HE9	HE10	HE11	HE12	HE13	HE14	HE15	HE16	HE17	HE18	HE19	HE20	HE21	HE22	HE23	HE24	avg all/peak
CONNECTICUT	35.00	33.67	34.66	37.75	38.51	41.35	42.05	46.76	43.52	43.16	42.54	42.77	42.43	43.90	45.57	44.29	45.98	64.87	51.93	47.48	45.33	42.14	39.13	39.03	43 / 46
NEMASSBOST	34.43	33.25	34.23	37.36	38.14	40.78	40.79	44.96	42.1	41.88	41.3	41.61	41.28	42.46	43.66	42.71	44.39	62.7	49.82	45.71	43.85	41.13	38.65	38.67	42 / 44
NEWHAMPSHIRE	34.16	33.03	34.01	37.22	37.99	40.59	40.58	44.76	41.86	41.58	40.97	41.46	41.16	42.3	43.46	42.48	44.09	62.07	49.34	45.34	43.57	40.9	38.3	38.27	42 / 44
MAINE	33.99	33.06	34.00	37.39	38.31	40.00	40.18	43.86	41.05	40.59	39.88	40.22	40.15	41.36	42.45	41.52	43.38	60.71	48.29	44.51	42.55	40.49	38.24	38.39	43 / 43
INTERNAL_HUB	34.59	33.4	34.39	37.52	38.27	40.92	41.12	45.48	42.52	42.27	41.66	41.95	41.62	42.89	44.23	43.16	44.86	63.27	50.34	46.19	44.27	41.45	38.75	38.73	42 / 45
Forecast	12.08	11.66	11.47	11.47	11.80	12.88	14.71	15.87	16.23	16.36	16.37	16.30	16.08	15.93	15.72	15.60	15.89	17.00	17.71	17.36	16.74	15.76	14.41	13.16	15 / 16
(RT) - (DA Load)	0.68	0.43	0.53	0.71	0.59	0.70	0.08	-0.29	0.44	0.59	0.49	0.52	0.46	0.43	0.68	0.86	0.79	0.74	0.88	0.74	0.86	1.06	1.26	1.21	



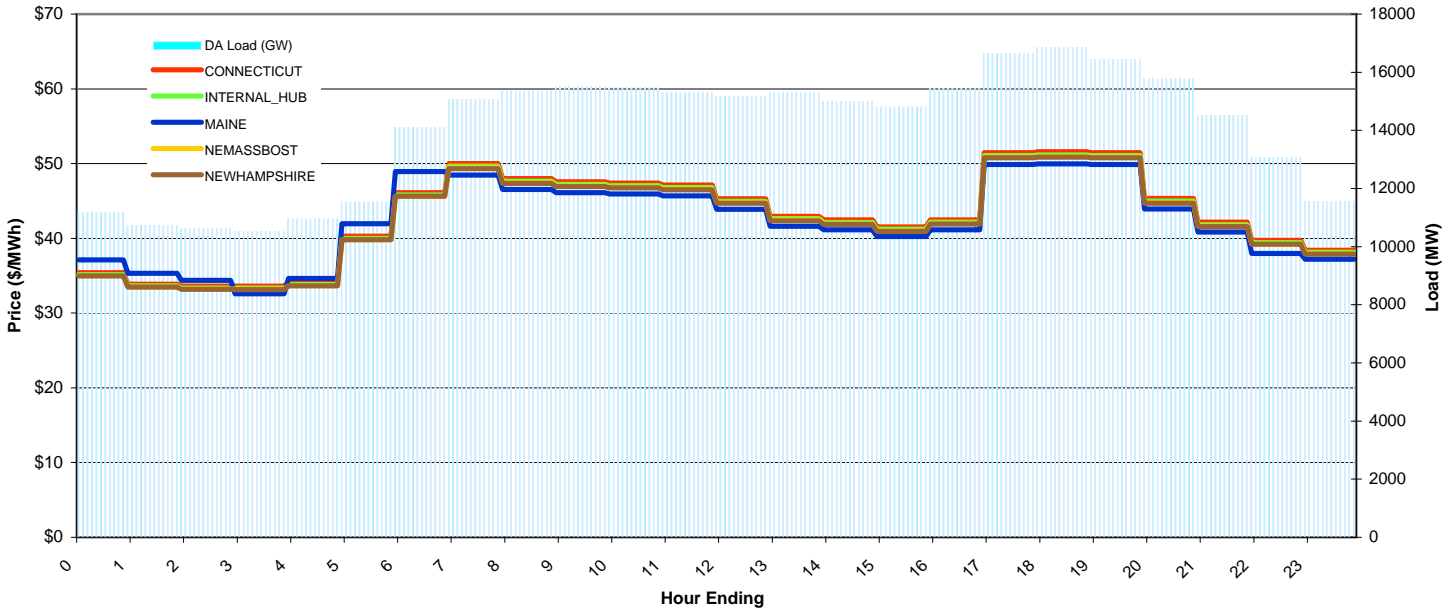
ISO-NE Daily Report

Report for 02/19/2009

Price Color Codes: <=0 >=100 >=200

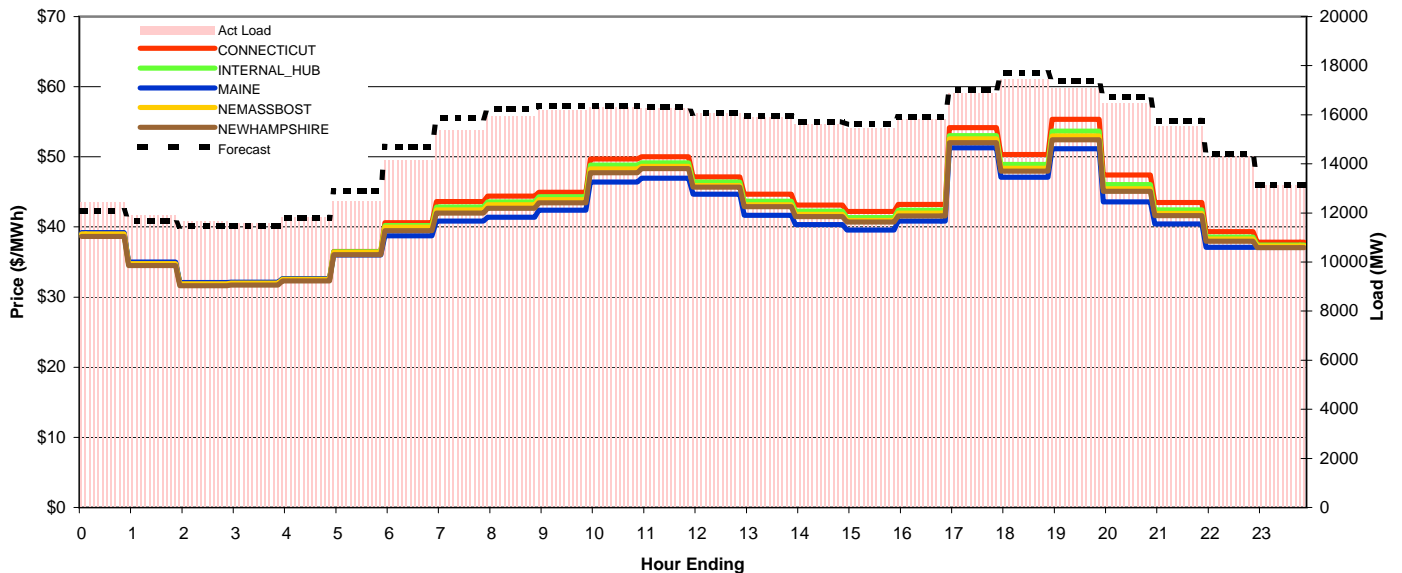
Day-Ahead Prices and Cleared Load

	HE1	HE2	HE3	HE4	HE5	HE6	HE7	HE8	HE9	HE10	HE11	HE12	HE13	HE14	HE15	HE16	HE17	HE18	HE19	HE20	HE21	HE22	HE23	HE24	avg all/peak
CONNECTICUT	35.41	33.88	33.60	33.60	34.06	40.28	46.13	50.01	48.00	47.55	47.38	47.14	45.30	42.94	42.45	41.51	42.47	51.46	51.57	51.46	45.32	42.16	39.74	38.41	43 / 46
NEMASSBOST	35	33.49	33.21	33.21	33.67	39.82	45.59	49.43	47.45	47.01	46.84	46.6	44.78	42.45	41.96	41.03	41.98	50.87	50.95	50.87	44.79	41.67	39.28	37.97	42 / 45
NEWHAMPSHIRE	34.99	33.47	33.18	33.14	33.63	39.8	45.63	49.33	47.35	46.91	46.74	46.51	44.68	42.36	41.88	40.95	41.9	50.77	50.85	50.76	44.7	41.59	39.2	37.89	42 / 45
MAINE	37.13	35.30	34.36	32.56	34.64	41.95	48.94	48.46	46.52	46.09	45.92	45.69	43.90	41.61	41.14	40.23	41.16	49.87	49.95	49.87	43.91	40.85	37.97	37.22	42 / 45
INTERNAL_HUB	35.15	33.63	33.35	33.35	33.81	39.99	45.79	49.65	47.65	47.21	47.04	46.8	44.97	42.63	42.14	41.21	42.16	51.09	51.17	51.09	44.99	41.85	39.45	38.13	43 / 46
DA Load (GW)	11.2	10.7	10.6	10.5	10.9	11.5	14.1	15.1	15.4	15.5	15.5	15.3	15.2	15.3	15.0	14.8	15.5	16.6	16.9	16.4	15.8	14.5	13.1	11.6	



Preliminary Real-Time Prices with Forecasted and Actual System Load

	HE1	HE2	HE3	HE4	HE5	HE6	HE7	HE8	HE9	HE10	HE11	HE12	HE13	HE14	HE15	HE16	HE17	HE18	HE19	HE20	HE21	HE22	HE23	HE24	avg all/peak
CONNECTICUT	39.10	34.83	31.94	32.03	32.58	36.51	40.63	43.61	44.40	44.96	49.70	50.00	47.16	44.68	43.11	42.22	43.20	54.15	50.32	55.33	47.40	43.49	39.34	37.82	43 / 46
NEMASSBOST	39	34.78	31.91	31.99	32.55	36.35	39.96	42.46	43.15	43.9	48.29	48.65	45.92	43.17	41.79	40.94	41.98	52.55	48.38	52.96	45.43	41.94	38.28	37.29	42 / 45
NEWHAMPSHIRE	38.66	34.48	31.63	31.71	32.3	36.05	39.47	41.99	42.65	43.43	47.73	48.31	45.66	42.89	41.48	40.7	41.59	52.03	47.95	52.44	45.1	41.63	37.95	37.04	41 / 45
MAINE	39.20	34.98	32.07	32.14	32.64	38.00	38.74	40.83	41.39	42.41	46.42	46.96	44.66	41.68	40.33	39.57	40.83	51.28	47.10	51.17	43.60	40.42	37.11	37.13	43 / 43
INTERNAL_HUB	39.06	34.85	31.97	32.06	32.62	36.44	40.19	42.83	43.57	44.29	48.82	49.16	46.39	43.68	42.24	41.35	42.38	53.03	48.91	53.67	46.06	42.45	38.58	37.44	42 / 45
Forecast	12.08	11.66	11.47	11.47	11.80	12.88	14.71	15.87	16.23	16.36	16.37	16.30	16.08	15.93	15.72	15.60	15.89	17.00	17.71	17.36	16.74	15.76	14.41	13.16	15 / 16
(RT) - (DA Load)	1.27	1.19	1.04	1.04	0.88	0.97	0.02	0.30	0.60	0.70	0.84	0.95	0.92	0.59	0.60	0.66	0.37	0.26	0.60	0.65	0.69	1.03	1.26	1.59	



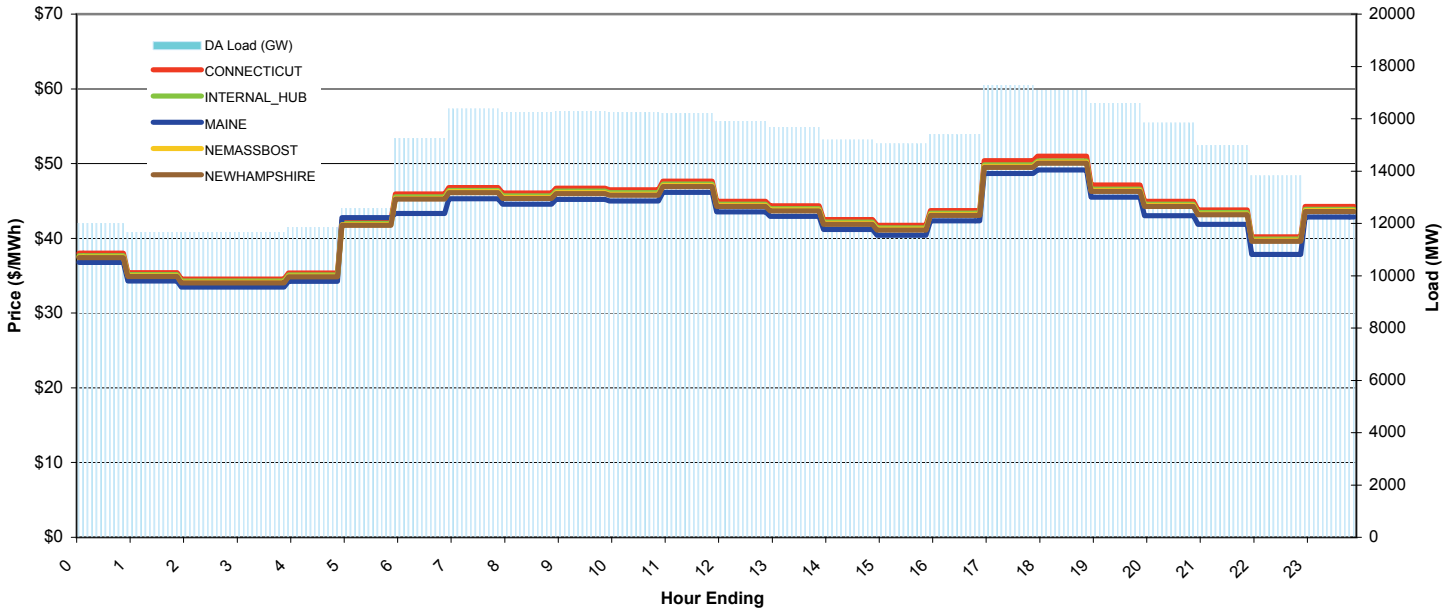
ISO-NE Daily Report

Report for 02/20/2009

Price Color Codes: <=0 >=100 >=200

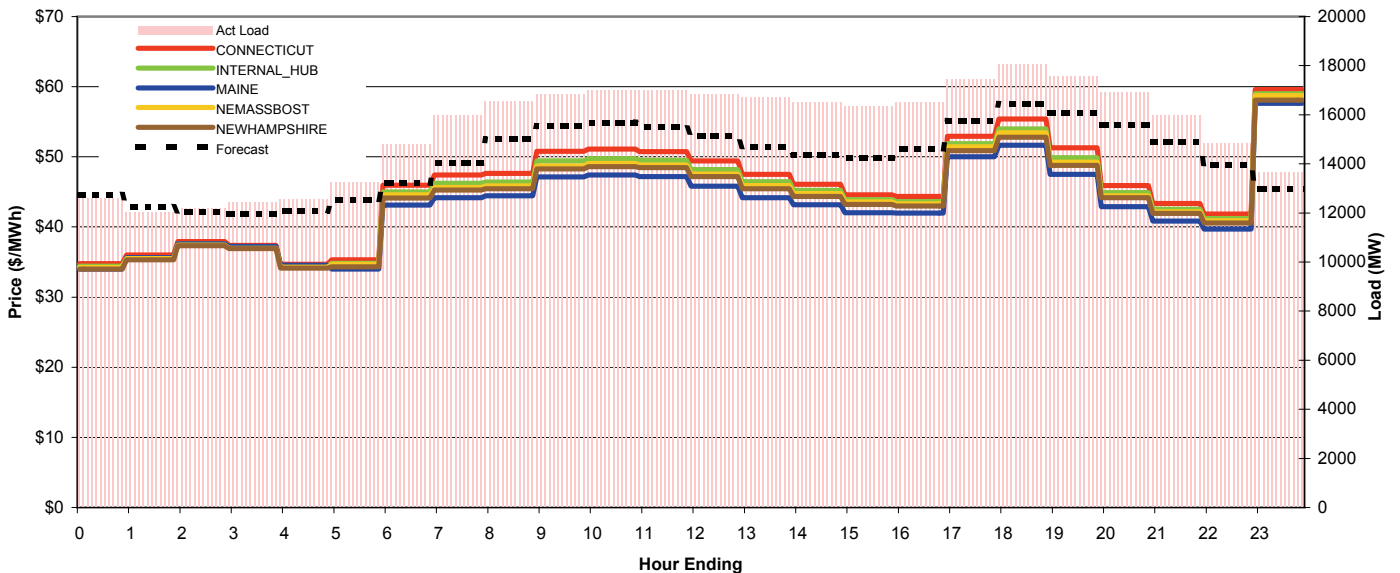
Day-Ahead Prices and Cleared Load

	HE1	HE2	HE3	HE4	HE5	HE6	HE7	HE8	HE9	HE10	HE11	HE12	HE13	HE14	HE15	HE16	HE17	HE18	HE19	HE20	HE21	HE22	HE23	HE24	avg all/peak
CONNECTICUT	38.00	35.42	34.57	34.57	35.38	42.37	45.95	46.81	46.06	46.70	46.49	47.66	44.96	44.35	42.53	41.75	43.73	50.40	50.98	47.14	44.94	43.81	40.21	44.26	43 / 46
NEMASSBOST	37.52	34.97	34.14	34.14	34.94	41.84	45.36	46.22	45.47	46.11	45.91	47.07	44.39	43.79	42	41.22	43.18	49.64	50.17	46.42	44.38	43.26	39.71	43.7	43 / 45
NEWHAMPSHIRE	37.42	34.88	34.05	34.05	34.85	41.76	45.24	46.1	45.35	45.99	45.78	46.94	44.28	43.68	41.89	41.11	43.07	49.51	50.03	46.29	44.26	43.14	39.6	43.59	43 / 45
MAINE	36.79	34.29	33.48	33.48	34.26	42.76	43.33	45.31	44.58	45.21	45.00	46.15	43.53	42.94	41.18	40.42	42.34	48.66	49.17	45.50	43.04	41.88	37.85	42.86	42 / 44
INTERNAL_HUB	37.69	35.13	34.29	34.29	35.09	42.02	45.57	46.42	45.68	46.32	46.11	47.27	44.59	43.98	42.19	41.4	43.37	49.85	50.37	46.6	44.57	43.45	39.89	43.9	43 / 45
DA Load (GW)	12.0	11.7	11.7	11.7	11.9	12.6	15.3	16.4	16.2	16.3	16.3	16.2	15.9	15.7	15.2	15.0	15.4	17.3	17.1	16.6	15.8	15.0	13.8	12.4	



Preliminary Real-Time Prices with Forecasted and Actual System Load

	HE1	HE2	HE3	HE4	HE5	HE6	HE7	HE8	HE9	HE10	HE11	HE12	HE13	HE14	HE15	HE16	HE17	HE18	HE19	HE20	HE21	HE22	HE23	HE24	avg all/peak
CONNECTICUT	34.77	36.00	37.90	37.36	34.69	35.31	45.94	47.43	47.63	50.81	51.11	50.75	49.40	47.52	46.07	44.59	44.37	52.95	55.39	51.31	45.89	43.33	41.84	59.59	45 / 48
NEMASSBOST	34.24	35.48	37.4	36.97	34.28	34.66	44.56	45.65	45.87	48.71	49.04	48.83	47.54	45.9	44.77	43.58	43.32	51.41	53.42	49.26	44.44	42.17	40.88	58.73	44 / 47
NEWHAMPSHIRE	34	35.33	37.31	36.9	34.15	34.32	44.13	45.26	45.44	48.3	48.58	48.47	47.19	45.47	44.36	43.21	43	50.9	52.8	48.77	44.15	41.93	40.56	58.08	44 / 46
MAINE	34.00	35.65	37.62	37.24	34.54	34.83	44.98	46.22	46.43	49.42	49.75	49.49	48.18	46.45	45.21	43.92	43.64	51.88	53.97	49.89	44.89	42.55	41.21	58.98	45 / 45
INTERNAL_HUB	34.42	35.65	37.6	37.15	34.43	34.83	44.98	46.22	46.43	49.42	49.75	49.49	48.18	46.45	45.21	43.92	43.64	51.88	53.97	49.89	44.89	42.55	41.21	58.98	45 / 47
Forecast	12.75	12.26	12.03	11.96	12.09	12.52	13.21	14.02	15.01	15.56	15.69	15.52	15.14	14.70	14.35	14.24	14.60	15.76	16.46	16.09	15.59	14.89	13.95	12.96	14 / 15
(RT) - (DA Load)	0.58	0.39	0.55	0.76	0.73	0.65	-0.43	-0.40	0.31	0.53	0.73	0.78	0.94	1.04	1.33	1.32	1.12	0.17	0.97	0.97	1.06	1.02	1.02	1.25	



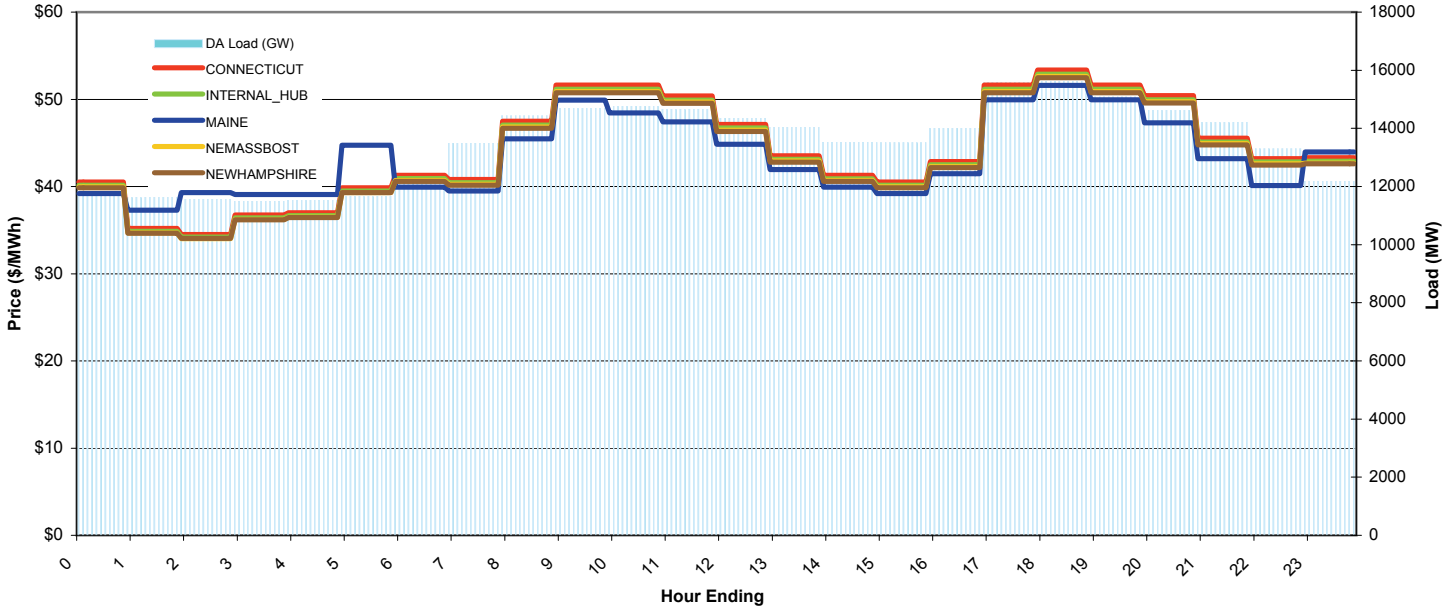
ISO-NE Daily Report

Report for 02/21/2009

Price Color Codes: <=0 >=100 >=200

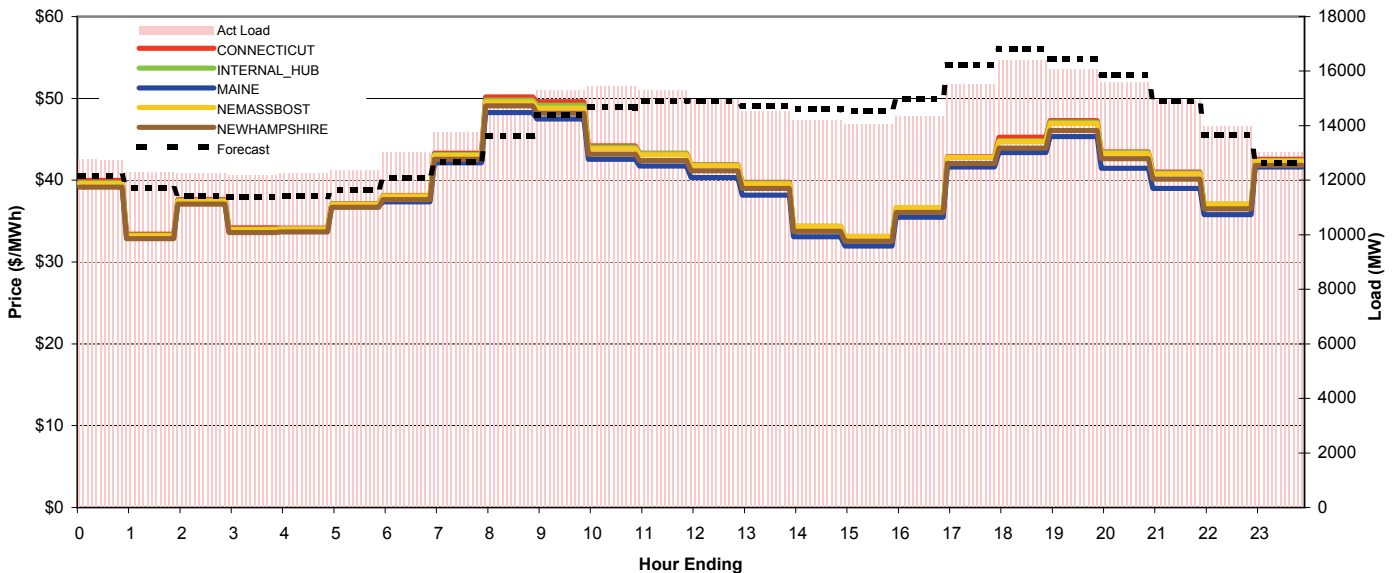
Day-Ahead Prices and Cleared Load

	HE1	HE2	HE3	HE4	HE5	HE6	HE7	HE8	HE9	HE10	HE11	HE12	HE13	HE14	HE15	HE16	HE17	HE18	HE19	HE20	HE21	HE22	HE23	HE24	avg all/peak
CONNECTICUT	40.53	35.19	34.51	36.75	37.00	39.87	41.28	40.82	47.49	51.63	51.62	50.38	47.13	43.53	41.27	40.52	42.88	51.62	53.36	51.62	50.42	45.53	43.21	43.29	44 / 47
NEMASSBOST	39.97	34.69	34.02	36.23	36.48	39.3	40.71	40.25	46.82	50.91	50.91	49.69	46.47	42.92	40.69	39.96	42.29	50.91	52.62	50.91	49.72	44.9	42.61	42.69	44 / 46
NEWHAMPSHIRE	39.85	34.66	34.05	36.2	36.45	39.32	40.59	40.13	46.68	50.76	50.75	49.53	46.33	42.79	40.57	39.84	42.16	50.76	52.47	50.76	49.56	44.76	42.47	42.61	44 / 46
MAINE	39.20	37.28	39.30	39.10	39.10	44.72	39.92	39.47	45.47	49.89	48.44	47.41	44.83	41.96	39.91	39.18	41.47	49.93	51.61	49.93	47.32	43.21	40.11	43.95	43 / 45
INTERNAL_HUB	40.16	34.86	34.19	36.41	36.66	39.5	40.9	40.45	47.05	51.15	51.15	49.92	46.7	43.13	40.89	40.15	42.49	51.15	52.88	51.15	49.96	45.11	42.81	42.89	44 / 47
DA Load (GW)	11.8	11.6	11.6	11.5	11.5	11.7	12.4	13.5	14.4	14.7	14.8	14.6	14.3	14.0	13.5	13.5	14.0	15.6	15.6	15.1	14.6	14.2	13.3	12.2	



Preliminary Real-Time Prices with Forecasted and Actual System Load

	HE1	HE2	HE3	HE4	HE5	HE6	HE7	HE8	HE9	HE10	HE11	HE12	HE13	HE14	HE15	HE16	HE17	HE18	HE19	HE20	HE21	HE22	HE23	HE24	avg all/peak
CONNECTICUT	39.96	33.40	37.64	34.18	34.16	37.12	38.12	43.28	50.17	49.58	44.21	43.29	41.88	39.73	34.36	33.10	36.53	42.87	45.27	47.27	43.45	40.98	37.02	42.57	40 / 42
NEMASSBOST	39.58	33.19	37.42	33.95	34.01	37.05	38.04	43.03	49.55	48.83	43.86	43.1	41.77	39.56	34.33	33.11	36.66	42.79	44.69	46.93	43.26	40.76	37.06	42.33	40 / 42
NEWHAMPSHIRE	39.17	32.84	37.07	33.6	33.67	36.69	37.62	42.57	49.09	48.2	43.19	42.41	41.16	38.99	33.77	32.55	36.08	42.06	43.92	46.09	42.62	40.12	36.48	41.82	40 / 41
MAINE	39.28	32.94	37.23	33.66	33.83	38.00	37.34	42.11	48.27	47.49	42.54	41.75	40.32	38.16	33.10	31.97	35.46	41.60	43.37	45.32	41.45	39.01	35.78	41.63	41 / 40
INTERNAL_HUB	39.7	33.27	37.51	34.04	34.07	37.08	38.05	43.13	49.81	49.17	44.06	43.25	41.86	39.67	34.37	33.13	36.65	42.8	44.81	47.09	43.38	40.88	37.08	42.4	40 / 42
Forecast	12.15	11.72	11.42	11.37	11.41	11.65	12.07	12.69	13.63	14.37	14.67	14.91	14.90	14.73	14.60	14.55	14.98	16.23	16.83	16.44	15.86	14.90	13.67	12.64	14 / 15
(RT) - (DA Load)	0.95	0.66	0.71	0.70	0.74	0.73	0.68	0.27	0.29	0.64	0.68	0.68	0.64	0.50	0.68	0.57	0.34	-0.07	0.78	1.00	0.99	0.73	0.69	0.86	



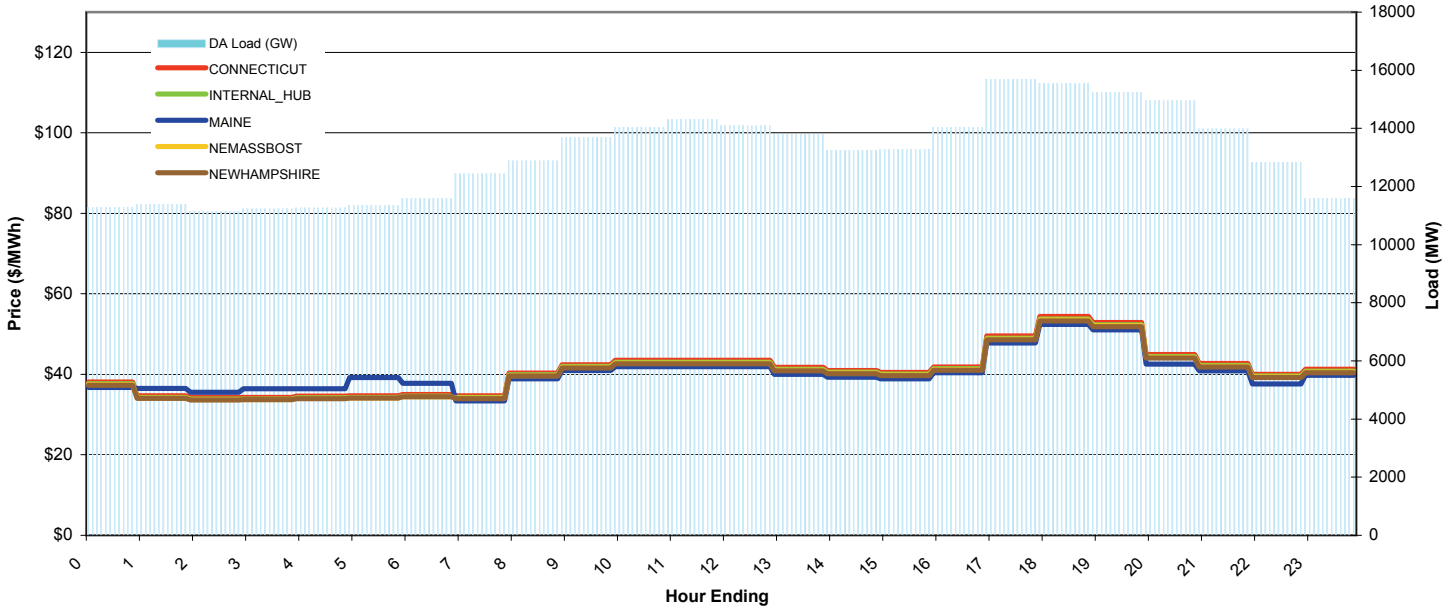
ISO-NE Daily Report

Report for 02/22/2009

Price Color Codes: <=0 >=100 >=200

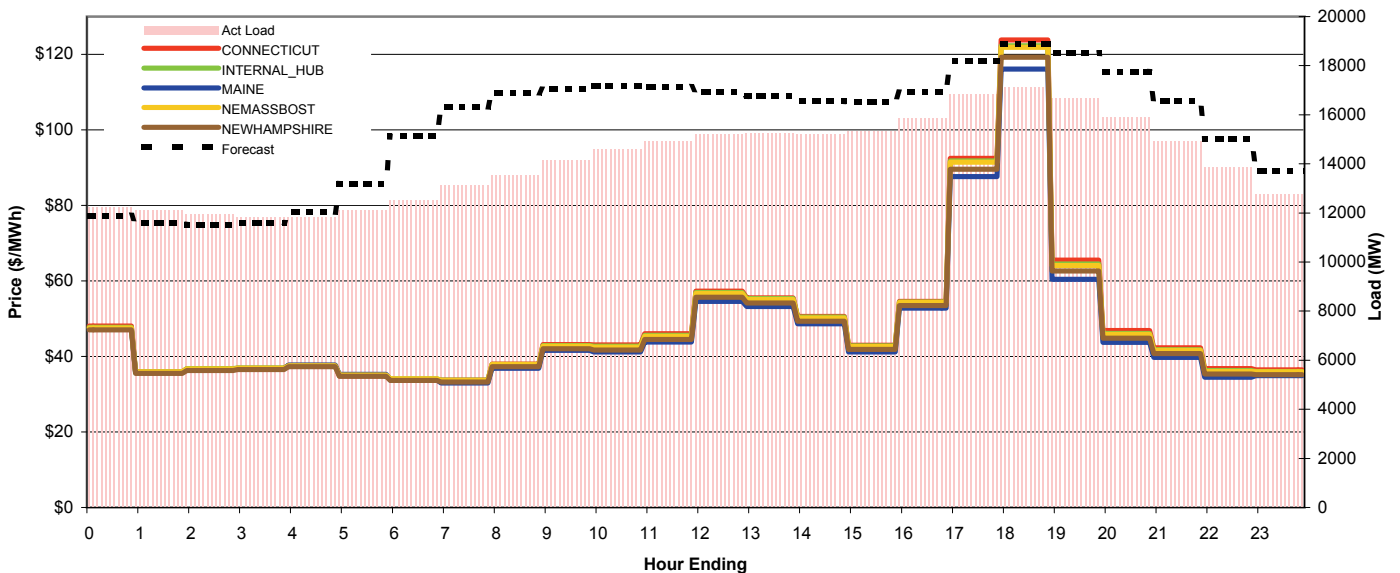
Day-Ahead Prices and Cleared Load

	HE1	HE2	HE3	HE4	HE5	HE6	HE7	HE8	HE9	HE10	HE11	HE12	HE13	HE14	HE15	HE16	HE17	HE18	HE19	HE20	HE21	HE22	HE23	HE24	avg all/peak
CONNECTICUT	38.07	34.66	34.27	34.28	34.56	34.67	35.00	34.66	40.35	42.41	43.48	43.48	43.48	41.72	40.96	40.48	41.86	49.52	54.35	52.91	44.94	42.68	40.00	41.23	41 / 44
NEMASSBOST	37.47	34.11	33.73	33.73	34	34.11	34.44	34.11	39.71	41.74	42.79	42.79	42.79	41.06	40.32	39.84	41.2	48.74	53.49	52.08	44.23	42.01	39.37	40.57	40 / 43
NEWHAMPSHIRE	37.33	34.05	33.66	33.68	33.95	34.11	34.4	33.98	39.57	41.59	42.64	42.64	42.64	40.9	40.17	39.69	41.05	48.56	53.29	51.88	44.06	41.85	39.22	40.42	40 / 43
MAINE	36.72	36.48	35.58	36.41	36.42	39.16	37.80	33.43	38.92	40.91	41.90	41.94	41.90	40.02	39.26	38.88	40.38	47.77	52.42	51.04	42.51	40.83	37.57	39.76	40 / 42
INTERNAL_HUB	37.67	34.29	33.91	33.91	34.19	34.3	34.62	34.29	39.92	41.96	43.02	43.02	43.02	41.27	40.53	40.05	41.42	49	53.78	52.35	44.47	42.23	39.58	40.79	41 / 43
DA Load (GW)	11.3	11.4	11.1	11.2	11.3	11.4	11.6	12.4	12.9	13.7	14.0	14.3	14.1	13.8	13.3	13.3	14.0	15.7	15.6	15.2	15.0	14.0	12.8	11.6	



Preliminary Real-Time Prices with Forecasted and Actual System Load

	HE1	HE2	HE3	HE4	HE5	HE6	HE7	HE8	HE9	HE10	HE11	HE12	HE13	HE14	HE15	HE16	HE17	HE18	HE19	HE20	HE21	HE22	HE23	HE24	avg all/peak
CONNECTICUT	48.07	35.90	36.69	36.90	37.59	34.87	33.88	33.70	37.93	43.15	43.02	46.05	57.25	55.48	50.63	42.96	54.57	92.43	123.78	65.55	46.84	42.32	36.77	36.42	49 / 55
NEMASSBOST	47.55	35.9	36.66	36.84	37.55	35.05	34.04	33.66	37.88	42.74	42.49	45.34	56.71	55.07	50.16	42.59	54.28	91.48	121.84	64.06	45.81	41.59	36.05	35.89	48 / 54
NEWHAMPSHIRE	47.04	35.48	36.31	36.52	37.26	34.75	33.68	33.23	37.32	42	41.72	44.52	55.69	54.12	49.34	41.88	53.45	89.58	119.24	62.59	44.82	40.75	35.32	35.15	48 / 53
MAINE	47.23	35.74	36.51	36.80	37.74	38.00	33.76	32.97	36.90	41.59	41.17	43.81	54.59	53.18	48.62	41.17	52.76	87.66	116.08	60.39	43.69	39.75	34.47	34.92	49 / 52
INTERNAL_HUB	47.74	35.95	36.74	36.93	37.62	35.06	34.05	33.74	37.92	42.91	42.71	45.62	56.97	55.3	50.4	42.76	54.42	91.74	122.3	64.47	46.08	41.81	36.26	35.99	49 / 54
Forecast	11.89	11.59	11.52	11.61	12.02	13.20	15.12	16.31	16.90	17.07	17.17	17.13	16.93	16.75	16.55	16.52	16.94	18.18	18.89	18.51	17.76	16.56	15.03	13.72	16 / 17
(RT) - (DA Load)	0.97	0.72	0.83	0.62	0.60	0.75	0.95	0.71	0.66	0.49	0.57	0.64	1.12	1.45	1.97	2.05	1.81	1.14	1.56	1.42	0.97	0.94	1.05	1.18	



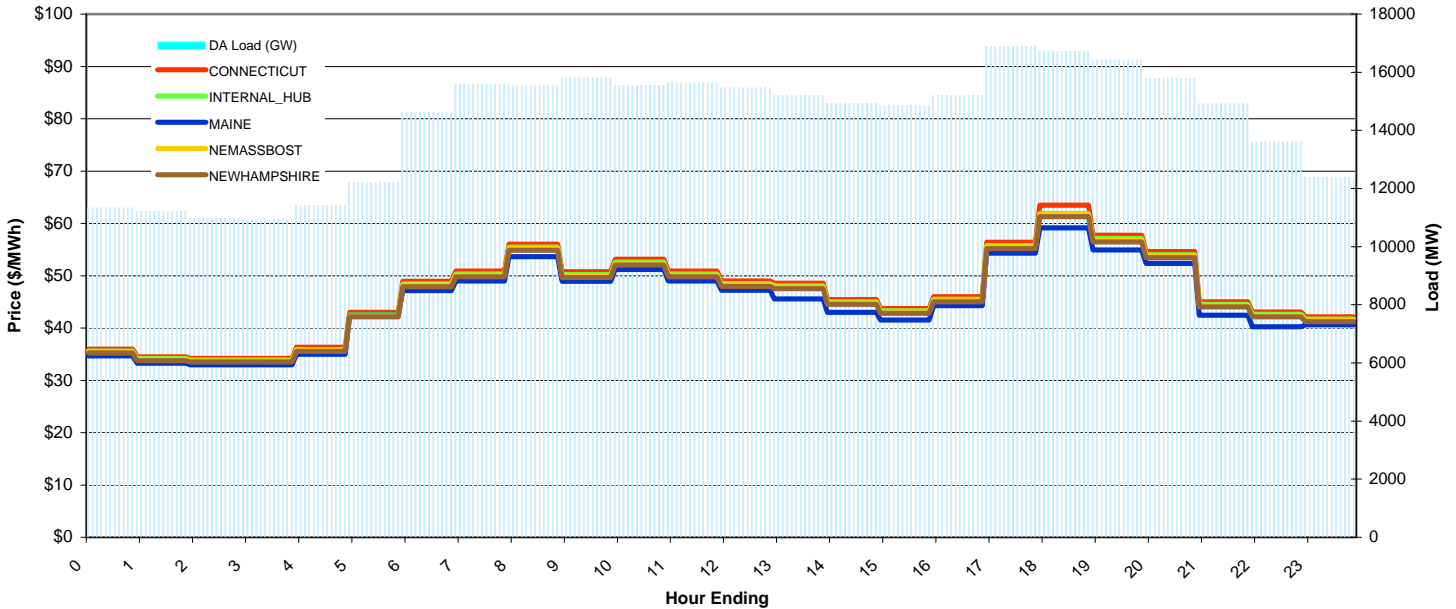
ISO-NE Daily Report

Report for 02/23/2009

Price Color Codes: <=0 >=100 >=200

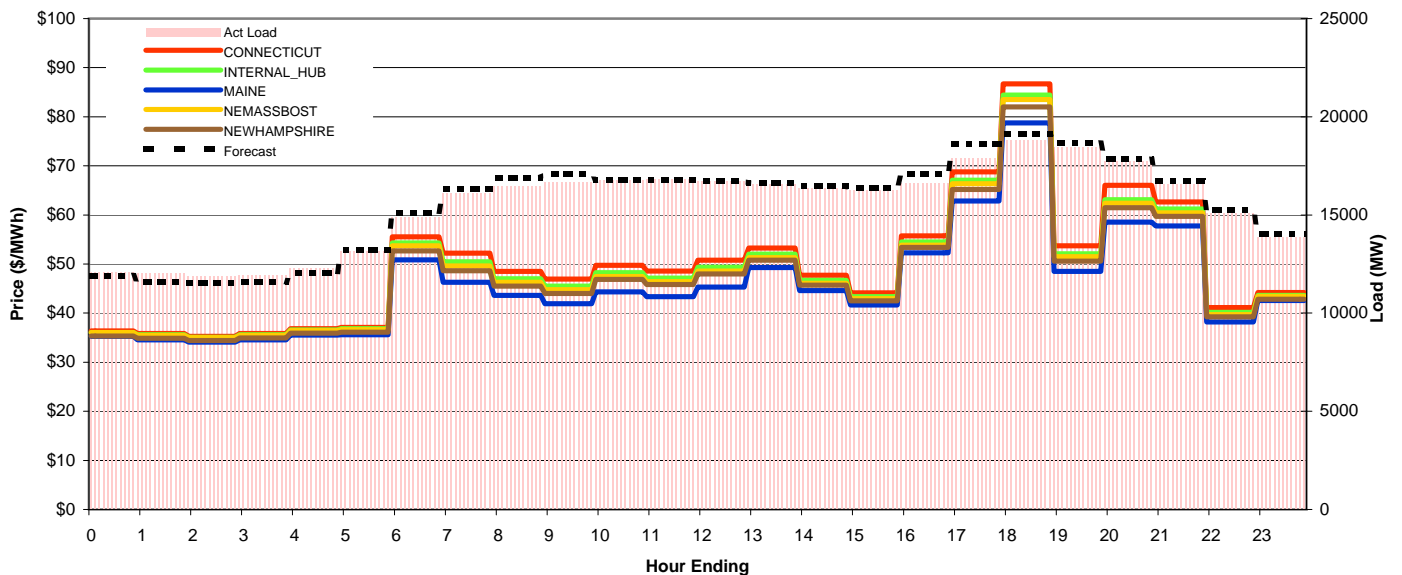
Day-Ahead Prices and Cleared Load

	HE1	HE2	HE3	HE4	HE5	HE6	HE7	HE8	HE9	HE10	HE11	HE12	HE13	HE14	HE15	HE16	HE17	HE18	HE19	HE20	HE21	HE22	HE23	HE24	avg all/peak
CONNECTICUT	35.99	34.51	34.22	34.22	36.31	43.01	48.93	50.88	56.03	50.77	53.15	50.87	49.00	48.55	45.47	43.74	45.99	56.41	63.51	57.72	54.60	45.00	43.08	42.14	47 / 51
NEMASSBOST	35.44	33.98	33.69	33.69	35.75	42.34	48.18	50.09	55.17	49.98	52.33	50.08	48.24	47.8	44.77	43.06	45.26	55.52	61.69	56.81	53.75	44.29	42.41	41.49	46 / 50
NEWHAMPSHIRE	35.24	33.79	33.5	33.5	35.54	42.12	47.9	49.8	54.85	49.69	52.03	49.79	47.96	47.52	44.5	42.8	45	55.19	61.29	56.48	53.44	44.03	42.16	41.25	46 / 50
MAINE	34.69	33.26	32.98	32.98	35.00	42.42	47.16	49.02	53.85	48.92	51.21	49.02	47.21	45.56	42.97	41.55	44.29	54.32	59.16	54.94	52.33	42.45	40.22	40.62	45 / 49
INTERNAL_HUB	35.62	34.16	33.87	33.87	35.93	42.56	48.43	50.35	55.46	50.24	52.6	50.34	48.49	48.05	45	43.28	45.5	55.81	61.92	57.11	54.03	44.53	42.63	41.71	46 / 50
DA Load (GW)	11.3	11.2	11.0	10.9	11.4	12.2	14.6	15.6	15.5	15.8	15.5	15.6	15.5	15.2	14.9	14.8	15.2	16.9	16.7	16.4	15.8	14.9	13.6	12.4	



Preliminary Real-Time Prices with Forecasted and Actual System Load

	HE1	HE2	HE3	HE4	HE5	HE6	HE7	HE8	HE9	HE10	HE11	HE12	HE13	HE14	HE15	HE16	HE17	HE18	HE19	HE20	HE21	HE22	HE23	HE24	avg all/peak
CONNECTICUT	36.35	35.84	35.29	35.86	36.83	37.10	55.56	52.21	48.50	46.93	49.73	48.59	50.77	53.26	47.74	44.12	55.74	68.77	86.73	53.70	66.01	62.63	41.11	44.18	50 / 55
NEMASSBOST	36.02	35.46	34.98	35.46	36.42	36.61	53.7	49.63	46.27	44.78	47.46	46.4	48.57	51.31	46.12	42.94	53.83	66.35	83.51	51.51	62.4	60.41	39.7	43.39	48 / 53
NEWHAMPSHIRE	35.35	34.85	34.43	34.95	35.9	36.1	52.69	48.62	45.47	44.03	46.89	45.85	48	50.81	45.69	42.48	53.37	65.18	82.03	50.69	61.47	59.72	39.22	42.82	47 / 52
MAINE	35.26	34.57	34.09	34.52	35.53	36.8	54.28	50.46	47.01	45.49	48.23	47.14	49.35	52	46.7	43.37	54.52	67.08	84.41	52.11	63.1	61.22	40.16	43.6	48 / 50
INTERNAL_HUB	36.06	35.57	35.08	35.6	36.57	36.8	54.28	50.46	47.01	45.49	48.23	47.14	49.35	52	46.7	43.37	54.52	67.08	84.41	52.11	63.1	61.22	40.16	43.6	49 / 53
Forecast	11.89	11.59	11.52	11.61	12.02	13.20	15.12	16.31	16.90	17.07	16.80	16.81	16.70	16.62	16.46	16.40	17.08	18.59	19.11	18.67	17.83	16.74	15.27	14.01	16 / 17
(RT) - (DA Load)	0.74	0.80	0.92	0.99	0.87	1.00	0.28	0.51	0.95	0.85	1.26	1.20	1.25	1.36	1.41	1.41	1.44	0.99	2.08	2.02	1.99	1.67	1.48	1.48	



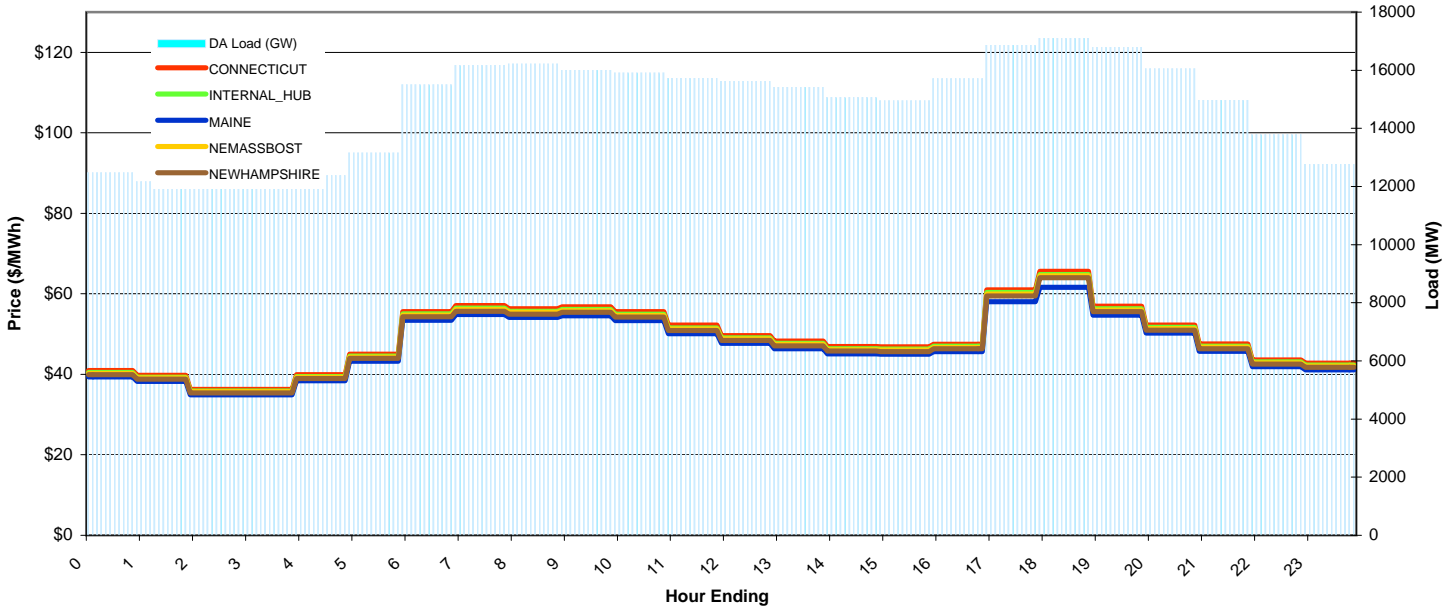
ISO-NE Daily Report

Report for 02/24/2009

Price Color Codes: <=0 >=100 >=200

Day-Ahead Prices and Cleared Load

	HE1	HE2	HE3	HE4	HE5	HE6	HE7	HE8	HE9	HE10	HE11	HE12	HE13	HE14	HE15	HE16	HE17	HE18	HE19	HE20	HE21	HE22	HE23	HE24	avg all/peak
CONNECTICUT	40.91	39.74	36.27	36.27	39.90	45.00	55.61	57.06	56.31	56.76	55.57	52.24	49.62	48.26	46.91	46.81	47.49	60.99	65.57	56.92	52.24	47.53	43.55	42.78	49 / 53
NEMASSBOST	40.24	39.09	35.68	35.68	39.25	44.26	54.69	56.11	55.38	55.81	54.65	51.26	48.78	47.45	46.13	46.69	59.97	64.47	55.97	51.37	46.74	42.83	42.08	48 / 52	
NEWHAMPSHIRE	39.94	38.8	35.41	35.41	38.95	43.93	54.27	55.68	54.95	55.38	54.22	50.85	48.41	47.08	45.77	45.67	46.33	59.5	63.97	55.54	50.98	46.38	42.5	41.75	48 / 51
MAINE	39.35	38.23	34.89	34.89	38.38	43.28	53.46	54.84	54.13	54.55	53.35	50.09	47.68	46.37	45.08	44.98	45.63	58.06	61.62	54.71	50.22	45.68	41.87	41.14	47 / 51
INTERNAL_HUB	40.46	39.31	35.87	35.87	39.47	44.51	55	56.42	55.69	56.12	54.95	51.53	49.06	47.72	46.39	46.29	46.96	60.31	64.83	56.29	51.66	47	43.07	42.31	49 / 52
DA Load (GW)	12.5	12.2	12.0	12.0	12.4	13.2	15.5	16.2	16.2	16.0	15.9	15.7	15.6	15.4	15.1	14.9	15.7	16.9	17.1	16.8	16.1	15.0	13.8	12.8	



Preliminary Real-Time Prices with Forecasted and Actual System Load

	HE1	HE2	HE3	HE4	HE5	HE6	HE7	HE8	HE9	HE10	HE11	HE12	HE13	HE14	HE15	HE16	HE17	HE18	HE19	HE20	HE21	HE22	HE23	HE24	avg all/peak
CONNECTICUT	55.63	53.74	37.50	39.37	51.65	63.60	106.88	98.70	73.88	116.45	111.82	79.97	63.59	66.31	45.49	44.87	43.75	62.23	73.46	85.32	54.73	57.74	54.43	65.36	67 / 71
NEMASSBOST	54.51	52.6	36.93	38.93	50.94	62.84	105.51	95.53	70.87	111.12	107.06	76.33	60.77	63.98	44.31	43.69	42.97	60.38	71.63	82.78	52.94	56.22	53.2	64.74	65 / 68
NEWHAMPSHIRE	53.96	52.09	36.63	38.57	50.54	62.45	104.4	94.67	70.07	109.87	105.93	75.53	59.98	63.28	43.8	43.17	42.41	59.4	70.34	81.41	52.21	55.55	52.8	63.95	64 / 68
MAINE	53.98	51.96	36.73	38.58	50.62	68.00	104.20	92.53	68.64	106.74	103.00	71.87	56.55	60.78	42.24	41.76	41.05	56.70	66.86	78.13	49.69	54.16	52.72	63.87	64 / 65
INTERNAL_HUB	54.9	53.1	37.18	39.13	51.25	63.17	106.36	96.61	71.83	112.98	108.7	77.61	61.9	64.97	44.78	44.15	43.25	61.04	72.46	83.78	53.64	56.87	53.77	65.06	66 / 69
Forecast	13.11	12.74	12.62	12.64	13.04	14.22	16.28	17.34	17.50	17.38	17.28	17.04	16.75	16.54	16.27	16.20	16.61	17.83	18.52	18.18	17.52	16.44	14.94	13.62	16 / 17
(RT) - (DA Load)	0.82	1.19	0.95	0.97	0.94	0.89	0.36	0.80	0.97	1.19	1.26	1.41	1.66	1.64	1.40	1.36	0.67	0.69	1.42	1.39	1.48	1.44	1.16	0.85	

