


Public Use

Data Tape

Documentation

Adolescent and Adult History Questionnaire
Ages 12-74 Years, Tape Number 6521, Version 2
Hispanic Health and Nutrition Examination Survey, 1982-84




U.S. DEPARTMENT OF HEALTH AND HUMAN SERVICES
Public Health Service
Centers for Disease Control



Public Use Data Tape Documentation

Adolescent and Adult History Questionnaire
Ages 12–74 Years, Tape Number 6521, Version 2
Hispanic Health and Nutrition Examination Survey, 1982–84



U.S. DEPARTMENT OF HEALTH AND HUMAN SERVICES
Public Health Service
Centers for Disease Control
National Center for Health Statistics

Hyattsville, Maryland
March 1991

Hispanic Health and Nutrition Examination Survey

Mexican Americans
Cuban Americans
Puerto Ricans

Tape Number 6521

ADOLESCENT AND ADULT HISTORY QUESTIONNAIRE

Ages 12 Years - 74 Years

Version 2

March 1987

The Hispanic Health and Nutrition Examination Survey (HHANES) was conducted from July 1982 through December 1984. The numbers (shown below) of persons sampled, interviewed, and examined include all age groups, not just 12-74 year olds. The data on the tape documented here are from all three portions of the survey:

Mexican Americans

Residing in selected counties of Texas, Colorado, New Mexico,
Arizona, and California
Surveyed from July 1982 through November 1983
9,894 persons sampled; 8,554 interviewed; 7,462 examined

Cuban Americans

Residing in Dade County (Miami); Florida
Surveyed from January 1984 through April 1984
2,244 persons sampled; 1,766 interviewed; 1,357 examined

Puerto Ricans

Residing in the New York City area, including parts of New Jersey
and Connecticut
Surveyed from May 1984 through December 1984
3,786 persons sampled; 3,369 interviewed; 2,834 examined

The following tape characteristics are those of the version of the tape kept at NCHS and of the tape transmitted to the National Technical Information Service for release to users:

Tape labels: IBM standard
Data set name: HHANES.DU652102
Data set organization: Physical sequential
Record format: Fixed block
Record length: 1300
Block size: 23400
Density: 6250 BPI
Number of records: 9643
Data code: EBCDIC

CAUTION

BEFORE USING THIS DATA TAPE,
PLEASE READ THIS PAGE

- o Read the accompanying description of the survey, "The Plan and Operation of the Hispanic Health and Nutrition Examination Survey", DHHS Publication No. (PHS) 85-1321, before conducting analyses of the data on this tape.
- o Two aspects of HHANES, especially, should be taken into account when conducting any analyses: the sample weights and the complex survey design.
- o Analyses should not be conducted on data combined from the three portions of the survey (Mexican-American, Cuban-American, Puerto Rican).
- o HHANES is a survey of Hispanic households and some of the sample persons included on this tape are not of Hispanic origin. A detailed description of the data codes dealing with national origin or ancestry appears in the NOTES section of this document.
- o Examine the range and frequency of values of a variable before conducting an analysis of data. The range may include unusual or unexpected values. The frequency counts may be useful to determine which analyses may be worthwhile.
- o Language of Interview, which may appear several places on this tape, can vary depending on the questionnaire (several used in the survey) and on whether the response was provided by the sample person or by a proxy.
- o For some data items, reference is made to a note. The notes (in a separate section of this document) may be very important in data analyses. Attention to them is strongly urged.

This Public Use Data Tape has been edited very carefully. Numerous consistency and other checks were also performed. Nevertheless, due especially to the large number of data items, some errors may have gone undetected.

Please bring to the attention of NCHS any errors in the data tape or the documentation. Errata sheets will be sent to people who have purchased the data tapes and corrections will be made to subsequently released data tapes.

In publications, please acknowledge NCHS as the original data source. The acknowledgment should include a disclaimer crediting the authors for analyses, interpretations, and conclusions; NCHS should be cited as being responsible for only the collection and processing of the data. In addition, NCHS requests that the acronym HHANES be placed in the abstracts of journal articles and other publications based on data from this survey in order to facilitate the retrieval of such materials through automated bibliographic searches. Please send reprints of journal articles and other publications that include data from this tape to NCHS.

Division of Health Examination Statistics
National Center for Health Statistics
Center Building, Room 2-58
3700 East-West Highway
Hyattsville, MD 20782

Public Use Data Tapes for the Hispanic Health and Nutrition Examination Survey will be released through the National Technical Information Service (NTIS) as soon as the data have been edited, validated, and documented. A list of NCHS Public Use Data Tapes that can be purchased from NTIS may be obtained by writing the Scientific and Technical Information Branch, NCHS.

Scientific and Technical Information Branch
National Center for Health Statistics
Center Building, Room 1-57
3700 East-West Highway
Hyattsville, MD 20782
301-436-8500

CONTENTS

	<u>Page</u>
Section A. Introduction and survey description	1
Section B. Data collection and processing procedures	7
Section C. References	9
Section D. Tape position index	10
Section E. Sociodemographic data - sample person	13
Section F. Sociodemographic data - head of family	21
Section G. Family composition and income data	24
Section H. Residence and household data	27
Section I. Sample weights	30
Section J. Family relationships	31
Section K. Adolescent and adult history data	32
Section L. Adolescent and adult history supplemental data	101
Section M. Notes	115
Appendix 1. Chest diagram	133
Appendix 2. Self report of physician's diagnosis of chest pain	134
Appendix 3. Cigarette brand names	135
Appendix 4. Agriculture crops	138
Appendix 5. Oral contraceptives	144

SECTION A. INTRODUCTION AND SURVEY DESCRIPTION

The National Center for Health Statistics (NCHS) collects, analyzes, and disseminates data on the health status of Americans. The results of surveys, analyses, and studies are made known primarily through publications and the release of computer data tapes. This document contains details required to guide programmers, statistical analysts, and research scientists in the use of a Public Use Data Tape.

From 1960 through 1980 NCHS conducted five population-based, national health examination surveys. Each survey involved collecting data by direct physical examination, the taking of a medical history, and laboratory and clinical tests and measurements. Questionnaires and examination components have been designed to obtain and support analyses of data on certain targeted conditions such as diabetes, hypertension, and anemia. Beginning with the first National Health and Nutrition Examination Survey (NHANES I) a nutrition component was added to obtain information on nutritional status and dietary practices. The numbers of Hispanics in these samples were, however, insufficient to enable adequate estimation of their health conditions. From 1982 through 1984 a Hispanic Health and Nutrition Examination Survey (HHANES) was conducted to obtain data on the health and nutritional status of three Hispanic groups: Mexican Americans from Texas, Colorado, New Mexico, Arizona, and California; Cuban Americans from Dade County, Florida; and Puerto Ricans from the New York City area, including parts of New Jersey and Connecticut.

The general structure of the HHANES sample design was similar to that of the previous National Health and Nutrition Examination Surveys. All of these studies have used complex, multistage, stratified, clustered samples of defined populations. The major difference between HHANES and the previous surveys is that HHANES was a survey of three special subgroups of the population in selected areas of the United States rather than a national probability sample. A detailed presentation of the design specifications is found in Chapter 5 of "Plan and Operation of the Hispanic Health and Nutrition Examination Survey, 1982-84" (Ref. No. 1).

Data collection began with a household interview. Several questionnaires were administered:

- o A Household Screener Questionnaire (HSQ), administered at each selected address, for determining household eligibility and for selecting sample persons.
- o A Family Questionnaire (FQ), administered once for each family containing sample persons, which included sections on family relationships, basic demographic information for sample persons and head of family, Medicare and health insurance coverage, participation in income assistance programs, and housing characteristics.
- o An Adult Sample Person Questionnaire (ASPQ), for persons 12 through 74 years which, depending on age, included sections on health status measures, health services utilization, smoking (20 through 74 years), meal program participation, and acculturation. Information on the use of medicines and vitamins in the past two weeks was also obtained.
- o A Child Sample Person Questionnaire (CSPQ), for sample persons 6 months through 11 years, which included sections on a number of health status issues, health care utilization, infant feeding practices, participation in meal programs, school attendance, and language use. Information on the use of medicines and vitamins in the past two weeks was also obtained.

At the Mobile Examination Center two questionnaires were administered and an examination performed:

- o An Adult Sample Person Supplement (ASPS), for sample persons 12 through 74 years, which included sections on alcohol consumption, drug abuse, depression, smoking (12 through 19 years), pesticide exposure, and reproductive history.
- o A Dietary Questionnaire (DQ), for persons 6 months through 74 years, by which trained dietary interviewers collected information about "usual" consumption habits and dietary practices, and recorded foods consumed 24 hours prior to midnight on the day before the interview.
- o An examination which included a variety of tests and procedures. Age at interview and other factors determined which procedures were administered to which examinees. A dentist performed a dental examination and a vision test. Technicians took blood and urine specimens and administered a glucose tolerance test, X-rays, electrocardiograms, and ultrasonographs of the gallbladder. Technicians also performed hearing tests and took a variety of body measurements. A physician performed a medical examination focusing especially on the cardiovascular, gastrointestinal, neurological, and musculoskeletal systems. The physician's impression of overall health, nutritional and weight status, and health care needs were also recorded. Some blood and urine specimen analyses were performed by technicians in the examination center; others were conducted under contract at various laboratories.

Because the HHANES sample is not a simple random one, it is necessary to incorporate sample weights for proper analysis of the data. These sample weights are a composite of individual selection probabilities, adjustments for noncoverage and nonresponse, and poststratification adjustments. The HHANES sample weights, which are necessary for the calculation of point estimates, are located on all data tapes in positions 184-213. Because of the complex sample design and the ratio adjustments used to produce the sample weights, commonly used methods of point and variance estimation and hypothesis testing which assume simple random sampling may give misleading results. In order to provide users with the capability of estimating the complex sample variances in the HHANES data, Strata and Pseudo Primary Sampling Unit (PSU) codes have been provided on all data tapes in positions 214-217. These codes and the sample weights are necessary for the calculation of variances.

There are computer programs available designed for variance estimation for complex sample designs. The balanced repeated replication approach (Ref. No. 2) is used in &REPERR and a linearization approach is used in &PSALMS to calculate variance-covariance matrixes. Both routines are available within the OSIRIS IV library (Ref. No. 3). SURREGR (Ref. No. 4) and SUPERCARP (Ref. No. 5) are programs that calculate variance-covariance matrixes using a linearization approach (Ref. No. 6) (Taylor series expansion). Another program, SESUDAAN (Ref. No. 7) calculates standard errors, variances, and design effects. (Note: This version of SESUDAAN should not be used to obtain variances for totals.) SURREGR and SESUDAAN are special procedures which run data under the SAS system (Ref. No. 8).

Even though the total number of examined persons in this survey is quite large, subclass analyses can lead to estimates that are unstable, particularly estimates of variances. Consequently, analyses of subclasses require that the user pay particular attention to the number of sample persons in the subclass and the number of PSU's that contain at least one sample person in the subclass. Small sample sizes, or a small number of PSU's used in the variance calculations, may produce unstable estimates of the variances.

A more complete discussion of these issues and possible analytic strategies for examining various hypotheses is presented in Chapter 11 of "Plan and Operation of the Hispanic Health and Nutrition Examination Survey, 1982-84" (Ref. No. 1) and in an earlier NCHS methodology (Series 2) publication (Ref. No. 9).

Some users, however, may not have access to the computer programs for estimating complex sample variances or may want to do their preliminary analyses without using them. In addition, variance estimates calculated from HHANES data through use of the programs described previously are likely to be unstable because there were so few sample areas for each portion of HHANES. This instability is not due to there being too few people in the sample but may be due to the fact that the sample was selected from relatively few areas. Therefore, the following discussion is designed to provide an alternative approach to deal with the unavailability of software and the small number of PSU's. The approach is based on using average design effects (Ref. No. 10).

The design effect, defined as the ratio of the variance of a statistic from a complex sample to the variance of the same statistic from a simple random sample of the same size, that is,

$$\text{DESIGN EFFECT (DEFF)} = \frac{\text{COMPLEX SAMPLE VARIANCE}}{\text{SIMPLE RANDOM SAMPLE VARIANCE}}$$

is often used to show the impact of the complex sample design on variances. If the design effect is near 1, the complex sample design has little effect on the variances and the user could consider assuming simple random sampling for the analysis.

Some illustrative design effects for HHANES data on this tape are given in the following tables. The design effects in the tables are the average for the age groups usually presented in NCHS Series 11 publications. If the average design effect for a subgroup was less than 1.0 (implying an improvement over simple random sampling), it was coded as 1.0.

The following guidelines were used in the calculation of the average design effects:

1. Exclude all persons of non-Hispanic origin,
2. Exclude all estimates for large age ranges, such as all ages combined or 'all adults', and
3. Exclude all estimates where the proportion of the subpopulation with the specific characteristic or condition was zero percent or one hundred percent.

Design effects tend to be larger when age groups are combined, just as they are when the sexes are combined, as shown in the tables. The data in the tables give the user an idea of the range in design effects for selected response variables from this data tape. If a response variable is not one shown in the tables, take the range into account; it is possible that a user could have one of the higher, rather than one of the lower, design effects.

Average Design Effects, by Sex, for Selected Variables --
Mexican-American Portion

Variable	Mean or Proportion	Tape Positions	Both Sexes	Male	Female
Usual place for health care	p	453	1.4	1.2	1.1
Self reported weight	\bar{x}	538-540	1.1	1.1	1.0
Covered by dental insurance	p	558	2.3	1.5	1.6
Diabetic*	p	560	1.0	1.0	1.0
Wears glasses or contacts	p	607	1.9	1.2	1.6
Last blood pressure taken six months ago or less	p	629	1.6	1.3	1.3
Has had pain in abdomen*	p	703	1.0	1.1	1.0
Severe chest pain*	p	790	1.2	1.0	1.0
Ever smoked (100+ cigarettes)*	p	806	1.8	1.4	1.2
Age first smoked cigarettes regularly*	\bar{x}	807-808	1.1	1.0	1.2
Impairment or health problem prevents working**	p	849	1.1	1.0	1.0
Ever done farm work	p	960	3.6	2.1	3.1
Speaks mostly Spanish	p	1006	2.4	2.0	1.4
Ever been pregnant*	p	1215	N/A	N/A	1.3
Number of pregnancies*	\bar{x}	1222-1223	N/A	N/A	1.0

Source: NCHS, HHANES, 1982-84, Tape Number 6521, Version 2.

* Ages 20-74 ** Ages 18-70 N/A = Not Applicable.

Average Design Effects, by Sex, for Selected Variables --
Cuban-American Portion

Variable	Mean or Proportion	Tape Positions	Both Sexes	Male	Female
Usual place for health care	p	453	1.2	1.2	1.5
Self reported weight	\bar{x}	538-540	1.1	1.0	1.0
Covered by dental insurance	p	558	1.3	1.2	1.3
Diabetic*	p	560	1.3	1.0	1.4
Wears glasses or contacts	p	607	1.4	1.0	1.3
Last blood pressure taken six months ago or less	p	629	1.0	1.0	1.0
Has had pain in abdomen*	p	703	1.0	1.0	1.3
Severe chest pain*	p	790	1.0	1.0	1.0
Ever smoked (100+ cigarettes)*	p	806	1.0	1.0	1.3
Age first smoked cigarettes regularly*	\bar{x}	807-808	1.0	1.0	1.0
Impairment or health problem prevents working**	p	849	1.2	1.1	1.3
Ever done farm work	p	960	1.3	1.1	1.0
Speaks mostly Spanish	p	1006	1.1	1.3	1.2
Ever been pregnant*	p	1215	N/A	N/A	1.2
Number of pregnancies*	\bar{x}	1222-1223	N/A	N/A	1.1

Source: NCHS, HHANES, 1982-84, Tape Number 6521, Version 2.

* Ages 20-74 ** Ages 18-70 N/A = Not Applicable.

Average Design Effects, by Sex, for Selected Variables —
Puerto Rican Portion

Variable	Mean or Proportion	Tape Positions	Both Sexes	Male	Female
Usual place for health care	p	453	1.5	1.6	1.5
Self reported weight	\bar{x}	538-540	1.1	1.8	1.1
Covered by dental insurance	p	558	1.5	1.4	1.4
Diabetic*	p	560	1.3	1.2	1.4
Wears glasses or contacts	p	607	1.2	1.0	1.1
Last blood pressure taken six months ago or less	p	629	1.3	1.6	1.4
Has had pain in abdomen*	p	703	1.3	1.0	1.2
Severe chest pain*	p	790	1.4	1.1	1.2
Ever smoked (100+ cigarettes)*	p	806	1.1	1.0	1.2
Age first smoked cigarettes regularly*	\bar{x}	807-808	1.0	1.2	1.0
Impairment or health problem prevents working**	p	849	1.0	1.0	1.0
Ever done farm work	p	960	1.9	1.4	1.2
Speaks mostly Spanish	p	1006	1.7	1.0	1.9
Ever been pregnant*	p	1215	N/A	N/A	1.1
Number of pregnancies*	\bar{x}	1222-1223	N/A	N/A	1.4

Source: NCHS, HHANES, 1982-84, Tape Number 6521, Version 2.

* Ages 20-74 ** Ages 18-70 N/A = Not Applicable.

Suppose, for example, that of 3,929 Mexican-Americans ages 20-74 years, some 2,034 or 52 percent have smoked at least 100 cigarettes. Suppose, also, that the average age at starting regular smoking was 18.

Assuming simple random sampling, the variance for the percent is calculated by converting the percent to a proportion and using the standard formula for the variance of a proportion,

$$V = \frac{pq}{n}$$

This variance (V) multiplied by the design effect (DEFF) provides an estimate of the variance from a complex sample of the same sample size (n). In the example above,

$$V = \frac{(.52)(.48)}{3929}$$

=.00006 = variance for a simple random sample

Then, multiplying by the design effect,

$$= (.00006)(1.8)$$

=.00011 = estimated variance for the complex sample

In a similar way, the complex sample variance of the mean age at starting regular smoking is determined by multiplying the simple random sample variance of the mean by the appropriate design effect -- in this example, 1.1.

The user can then proceed with estimating confidence intervals and testing hypotheses in the usual manner.

The user should recognize that this approach does not incorporate the variance-covariance matrix. In most cases, this leads to a slight overestimate of the variance because the covariance terms, which are subtracted in the variance of a ratio, in general are positive. Thus, in a borderline case, the null hypothesis would be less likely to be rejected (Ref. No. 11).

Alternative or better approaches may exist or be developed. Users who want to suggest such approaches, or who want the latest information should contact the Scientific and Technical Information Branch (address given in the beginning of this documentation).

SECTION B. DATA COLLECTION AND PROCESSING PROCEDURES

Data presented in Sections E through H and the family relationships data in Section J were collected on the Household Screener and Family Questionnaires. Data presented in Section K were collected on the Adult Sample Person Questionnaire. These interview schedules were administered in sample persons' households. Data presented in Section L were collected on the Adult Sample Person Supplement Questionnaire which was administered in the medical examination center. Completed interview schedules were reviewed in the Survey's field offices and again at the data processing center of NCHS by clerical editors. The editors checked the forms for completeness, clarity, and compliance with skip patterns, and they coded items such as industry and occupation. At the data processing center the questionnaires were keyed and verified on key-to-disk data entry equipment under the control of programs that checked for valid codes and ranges, compliance with skip patterns, and consistency. After being keyed, data were reedited by analysts for reasonableness and consistency and for compliance with instructions for sampling and questionnaire administration.

The general tape description format is Tape Position X Item X Counts. The item (field) may be a tape descriptor (e.g. Version Number), a sample person descriptor (e.g. Age at Interview), or a question (e.g. Is sample person covered by Medicare?). Where appropriate, data entries are presented by codes. Frequency counts are given for each code. The counts are included to help the user in planning analyses and in verifying that programs account for all data. The data source is given also (e.g., from Family Questionnaire). In some cases, a note is referenced. The notes contain explanations of the item (e.g. how Poverty Index is calculated).

The questionnaire data have undergone many quality control and editing procedures. The responses of sample persons to some questions may appear extreme or illogical. Self-reported data, especially, are subject to a number of sources of variability, including recall and other reporting errors. In the data clean-up process, responses that varied considerably from expected were verified through direct review of the collection form or a copy of it. Such responses may not represent fact, but they are included as recorded in the field. The user must determine if these responses should be included in analyses.

Responses to "other" and "specify" were recoded to existing categories, if possible. For responses that could not be recoded, new code categories were created if the information was deemed analytically useful. Caution should be used in interpreting the data from these new categories because there is no way of knowing which other respondents would have selected one of the new categories if given the option.

For the Adult Sample Person Questionnaires there are three codes for missing information: 7's, 8's, and blanks. In a few questions, 7's were used when the question was not applicable. A code "8", which is labeled as "blank but applicable", is used to indicate that a sample person should have a data value for a particular item but for varying reasons that value is unavailable. Blanks were used to follow skip patterns, i.e., when a question was not supposed to be asked or was not applicable. The "don't know" codes (9, 99, 999) were used only when given as a printed response on the original questionnaire.

Copies of the questionnaires, both in English and Spanish, can be found in the plan and operation report for HHANES (Ref. No. 1). Detailed information on interviewing and quality control techniques is found in the household interviewer's manual (Ref. No. 12) and the mobile examination center interviewer's manual (Ref. No. 13). These manuals are available upon request from:

Division of Health Examination Statistics
National Center for Health Statistics
Center Building, Room 2-58
3700 East-West Highway
Hyattsville, MD 20782
301-436-7080

SECTION C. REFERENCES

1. National Center for Health Statistics: Maurer, K. R. and others: Plan and Operation of the Hispanic Health and Nutrition Examination Survey, 1982-84. Vital and Health Statistics. Series 1, No. 19. DHHS Pub. No. (PHS) 85-1321. Public Health Service. Washington. U.S. Government Printing Office. Sept., 1985.
2. National Center for Health Statistics: McCarthy, P. J.: Replication: An Approach to the Analysis of Data from Complex Surveys. Vital and Health Statistics. Series 2, No. 14. PHS Pub. No. 1000. Public Health Service. Washington. U.S. Government Printing Office. Apr., 1966.
3. Survey Research Center Computer Support Group: OSIRIS IV User's Manual, Institute for Social Research, University of Michigan, Ann Arbor, MI, 1979.
4. Holt, M. M: SURREGR: Standard Errors of Regression Coefficients from Sample Survey Data. Research Triangle Institute, Research Triangle Park, NC, 1977. (Revised Apr., 1982 by B. V. Shah).
5. Hidiroglou, M. A., Fuller, W. A., and Hickman, R. D.: SUPERCARP. Sixth Edition. Survey Section, Statistical Laboratory, Iowa State University, Ames, IA. Oct., 1980.
6. Woodruff, R. S.: A Simple Method for Approximating the Variance of a Complicated Estimate. Journal of the American Statistical Association, 66:411-414, 1971.
7. Shah, B. V.: SESUDAAN: Standard Errors Program for Computing of Standardized Rates from Sample Survey Data. RTI/5250/00-01S. Research Triangle Institute, Research Triangle Park, NC. Apr., 1981.
8. Helnig, J. T. and Council, K. A., eds.: SAS Users' Guide: Basics. SAS Institute, Inc. Cary, NC, 1982.
9. National Center for Health Statistics: Landis, J. R., Lepkowski, J. M., Eklund, S. A., and Stehouwer, S. A. A Statistical Methodology for Analyzing Data from a Complex Survey: The First National Health and Nutrition Examination Survey. Vital and Health Statistics. Series 2, No. 92. DHHS Pub. No. (PHS) 82-1366. Public Health Service. Washington. U.S. Government Printing Office. Sept., 1982.
10. Kovar, M. G. and Johnson, C.: Design Effects from the Mexican-American Portion of the Hispanic Health and Nutrition Examination Survey: A Strategy for Analysts. Proceedings of the Social Statistics Section, American Statistical Association, 1986 (in press).
11. Freeman, D. H. and Brock, D. B.: The Role of Covariance Matrix Estimation in the Analysis of Complex Sample Survey Data. In N. Krishnan Namboodiri, ed., Survey Sampling and Measurement. Symposium on Survey Sampling, 2d, University of North Carolina. New York, Academic Press, 1978.
12. National Center for Health Statistics: Instruction Manual Part 15h, Household Interviewer's Manual for the Hispanic Health and Nutrition Examination Survey, 1982-84. Hyattsville, MD, 1986.
13. National Center for Health Statistics: Instruction Manual Part 15g, Mobile Examination Center Interviewer's Manual for the Hispanic Health and Nutrition Examination Survey, 1982-84. Hyattsville, MD, 1986.

SECTION D. TAPE POSITION INDEX

TAPE POSITIONS 1-400 contain data categories common to all data tapes: sociodemographic data, family composition, family income, residence and household. Sample weights are also in this set of data.

TAPE POSITIONS 401+ contain data categories unique to this data tape.

SOCIODEMOGRAPHIC DATA - SAMPLE PERSON (SECTION E)

1-5	Sample Person Sequence Number
13-15	Survey and Tape Identifiers
16	Examination Status
17	Language of Interview
18-21	Date of Interview
22-25	Date of Examination
26-29	Date of Birth
30-32	Age at Interview
33-38	Age at Examination
39-43	Family Number
44-45	Relationship to Head of Family
46	Sex
47	Race
48-49	National Origin or Ancestry
50-52	Birth Place
53	National Origin Recode
54-56	Education
57	Marital Status
58	Service in Armed Forces
59-69	Work/Occupation/Employment
70-95	Health Insurance/Health Care Support
96-99	Income Assistance/Public Compensation or Support

SOCIODEMOGRAPHIC DATA - HEAD OF FAMILY (SECTION F)

100	Interview and Examination Status
102-105	Date of Birth
106-107	Age at Interview
109	Sex
110	Race
111-112	National Origin or Ancestry
113-115	Birth Place
116-118	Education
119	Marital Status
120	Service in Armed Forces
121-131	Work/Occupation/Employment

FAMILY COMPOSITION AND INCOME DATA (SECTION G)

132-133	Number of People in Family
134-135	Number of Sample People in Family
136-138	Combined Family Income
139-143	Per Capita Income
144-146	Poverty Index
147-162	Food Stamps

RESIDENCE AND HOUSEHOLD DATA (SECTION H)

163	Size of Place
164	Standard Metropolitan Statistical Area
165-166	Number of People in Household
167-168	Number of Sample People in Household
169-170	Number of Rooms
171	Kitchen Facilities Access
172-183	Heating/Cooling Equipment

SAMPLE WEIGHTS (SECTION I)

184-189	Examination Final Weight
190-195	Interview Final Weight
196-201	GTT/Ultrasound Weight
202-207	Audiometry/Vision Weight
208-213	Pesticide Weight
214-215	Strata Code
216-217	Pseudo PSU Code

FAMILY RELATIONSHIPS (SECTION J)

218-400	Data not yet available
---------	------------------------

ADOLESCENT AND ADULT HISTORY DATA (SECTION K)

401-404	Tape Number
405	Adult Sample Person Questionnaire Data Missing
446	Language of Interview-Questionnaire
447-452	Health Status and Activity Evaluation
453-525	Health Care and Health Services Utilization
526-528	Hospitalization
529-530	Tuberculosis
531-534	Anemia
535-548	Height and Weight
549-551	Dental Status
552-558	Dental Care
559-579	Diabetes Diagnosis
580-602	Diabetes Treatment and Care
603-621	Vision
622-628	Hearing
629-640	High Blood Pressure-Measurement and Diagnosis
641-666	High Blood Pressure-Weight and Diet Restrictions
667-681	High Blood Pressure-Medication and Care
682-685	Gallbladder Disease-Diagnosis and Surgery

686-702	History of Nausea or Vomiting
703-742	History of Abdominal/Lower Chest Pain
743-755	History of Other Digestive Disease Symptoms
770-789	Chest Pain or Discomfort
790-804	Severe Chest Pain
805	ECG
806-822	Smoking Status-Cigarettes-Ages 20 years and over
823-839	Smoking-Cigarette Brand and Type-Ages 20 years and over
840-845	Smoking-Cigars and Pipes-Ages 20 years and over
846-847	Smoking-Secondary Exposure-Ages 20 years and over
848-863	Functional Impairment and Activity Limitations-Ages 18-70 years
864-869	Activities of Daily Living-Ages 18-59 years with Limitation Reported and Ages 60 years and over
870-878	Functional Impairment and Activity Limitations-Ages 12-17 years
880-889	Functional Impairment and Changes in Work Status-Ages 18 years and over
890-959	Condition List and History
960-1003	Farming-Work History
1004-1013	Language Use and Preference
1014-1021	Ethnic Identification and Parents' Birthplace
1022-1029	Components of Acculturation Score
1030-1031	Acculturation Score
1032-1051	School Meal Programs-Ages 12-18 years
1052-1068	Community Meal Programs-Ages 60 years and over

ADOLESCENT AND ADULT HISTORY SUPPLEMENTAL DATA (SECTION L)

1125	Adult Sample Person Supplement Data Missing
1126	Language of Interview-Supplement
1127-1143	Smoking Status-Cigarettes-Ages 12-19 years
1144-1160	Smoking-Cigarette Brand and Type-Ages 12-19 years
1161	Smoking-Secondary Exposure-Ages 12-19 years
1163-1170	Menstrual History
1171-1177	Hysterectomy
1178-1180	Tubal Ligation
1181-1209	Oral Contraception
1210	Birth Control Shot
1211-1212	Pap Smear
1213-1214	Breast Examination
1215-1229	Pregnancy History
1230-1275	Birth Weight and Birth Defects

Position	Item description and code	M	Counts C	P	Source and notes
SECTION E. SOCIODEMOGRAPHIC DATA - SAMPLE PERSON (POS 1-99)					
Source: Family Questionnaire (FQ) Household Screener Questionnaire (HSQ)					
1-5	Sample person sequence number 00132-09894 Mexican Americans 10115-12240 Cuban Americans 13113-16785 Puerto Ricans	5773 - -	- 1454 -	- - 2416	
6-12	Blank				
13	Portion of survey 1 Mexican-American (M) 2 Cuban-American (C) 3 Puerto Rican (P)	5773 - -	- 1454 -	- - 2416	
14	Family Questionnaire Missing 1 Yes 2 No	48 5725	18 1436	41 2375	See Note 1
15	Version number 2	5773	1454	2416	
16	Examination status 1 Examined 2 Not examined	4912 861	1120 334	1989 427	See Note 2
17	Language of interview (Pos. 1-400) 1 English 2 Spanish Blank	3499 2227 47	271 1165 18	1023 1352 41	FQ
18-19	Date of interview 01-12 Month	5773	1454	2416	HSQ 4
20-21	82-84 Year	5773	1454	2416	
22-23	Date of examination From survey control record 01-12 Month Blank	4912 861	1120 334	1992 424	
24-25	82-84 Year Blank	4912 861	1120 334	1992 424	
26-27	Date of birth 01-12 Month 88 Blank but applicable	5771 2	1453 1	2414 2	HSQ 2e
28-29	07-72 Year 88 Blank but applicable	5773 0	1454 0	2415 1	
30-31	Age at interview (computed) 12-74 (See pos. 32 for units)	5773	1454	2416	
32	Age at interview units 1 Years	5773	1454	2416	HSQ 2f

Position	Item description and code	M	Counts C	P	Source and notes
	Age at examination (computed) Positions 33-38 are all 0 for non-examined persons.				
33-34	00-75 Years	5773	1454	2416	
35-36	00-11 Months	5773	1454	2416	
37-38	00-30 Days	5773	1454	2416	
39-43	Family number 00001-03529 04001-04922 07002-08584	5773 - -	- 1454 -	- - 2416	See Note 3
44-45	What is sample person's relationship to head of family? Sample person is:				HSQ 2b See Note 4
	01 Head of family living alone (a family with only 1 member)	186	81	160	
	02 Head of family, with no related persons in household (2 or more persons in household)	105	26	33	
	03 Head of family, with related persons in household	1895	482	816	
	04 Wife of head (husband living at home and not in Armed Forces)	1500	391	377	
	05 Wife of head (husband living at home and is in Armed Forces)	5	0	0	
	06 Husband of head (wife living at home and not in Armed Forces)	42	15	55	
	07 Husband of head (wife living at home and is in Armed Forces)	0	0	0	
	08 Child of head or head's spouse	1656	341	813	
	09 Grandchild of head or head's spouse	50	10	29	
	10 Parent of head or head's spouse	67	42	38	
	11 Other relative (includes ex-spouse, daughter-in-law, etc.)	264	66	95	
	12 Foster child	3	0	0	
46	Sex 1 Male 2 Female	2690 3083	665 789	1008 1408	FQ B-4
47	Observed race 1 White 2 Black 3 Other 8 Blank but applicable 9 Not observed Blank	5544 51 9 65 56 48	1376 20 2 19 19 18	2112 119 43 56 45 41	FQ B-5 See Note 5
48-49	Sample person's national origin or ancestry 01 Mexican/Mexicano 02 Mexican-American 03 Chicano 04 Puerto Rican 05 Boricuan 06 Cuban 07 Cuban-American 08 Hispano - specify 09 Other Latin-American or other Spanish - specify 00 Other - specify 10 Spanish-American 11 Spanish (Spain)	1410 3785 72 11 0 3 0 117 33 303 18 21	1 0 0 7 2 1222 164 18 18 22 0 0	1 0 0 2175 34 17 1 28 41 119 0 0	HSQ 2c See Note 6

Position	Item description and code	Counts			Source and notes
		M	C	P	
50-52	In what state or foreign country was sample person born?				FQ B-6 See Note 7
	001-118 State/country code	5695	1430	2327	
	888 Blank but applicable	30	6	48	
	Blank	48	18	41	
53	National origin recode "Hispanic" = Mexican-American in Southwest, Cuban-American in Florida and Puerto Rican in New York City area.				See Note 8
	1 "Hispanic"	5461	1386	2223	
	2 Not "Hispanic"	312	68	193	
54-55	What is the highest grade or year of regular school sample person has ever attended?				FQ B-7
	00 Never attended or kindergarten only	160	6	31	
	01-08 Elementary grade	2202	533	807	
	09-12 High school grade	2524	513	1197	
	13-16 College	681	329	271	
	17 Graduate school	80	45	27	
	88 Blank but applicable	78	10	42	
	Blank	48	18	41	
56	Did sample person finish that grade/year?				FQ B-8
	1 Yes	4036	1080	1592	
	2 No	1438	326	675	
	8 Blank but applicable	91	24	77	
	Blank	208	24	72	
57	Is sample person now married, widowed, divorced, separated or has he or she never been married?				FQ B-9
	0 Under 14 years of age	443	70	177	
	1 Married - spouse in household	3043	823	819	
	2 Married - spouse not in household	77	22	61	
	3 Widowed	198	63	91	
	4 Divorced	263	121	188	
	5 Separated	179	30	177	
	6 Never married	1498	301	848	
	8 Blank but applicable	24	6	14	
	Blank	48	18	41	
58	Did sample person ever serve in the Armed Forces of the United States?				FQ B-11
	1 Yes	505	44	177	
	2 No	4193	1227	1714	
	8 Blank but applicable	9	5	19	
	Blank	1066	178	506	
59	During the past 2 weeks, did sample person work at any time at a job or business, not counting work around the house?				FQ B-12
	1 Yes	2652	806	775	
	2 No	2033	455	1102	
	8 Blank but applicable	22	15	33	
	Blank	1066	178	506	

Position	Item description and code	Counts			Source and notes
		M	C	P	
60	Even though sample person did not work during those 2 weeks, did he or she have a job or business?				FQ B-13
	1 Yes	57	22	31	
	2 No	1975	431	1065	
	8 Blank but applicable	23	17	39	
	Blank	3718	984	1281	
61	Was sample person looking for work or on layoff from a job?				FQ B-14
	1 Yes	257	55	70	
	2 No	1775	398	1026	
	8 Blank but applicable	23	17	39	
	Blank	3718	984	1281	
62	Which, looking for work or on layoff from a job or both?				FQ B-15
	1 Looking	171	42	50	
	2 Layoff	57	9	12	
	3 Both	26	2	7	
	8 Blank but applicable	26	19	40	
	Blank	5493	1382	2307	
63-65	What kind of business or industry does sample person work for?				FQ B-19 See Note 9
	010-932 Industry code	2915	864	855	
	990 Blank but applicable	57	26	50	
	Blank	2801	564	1511	
66-68	What kind of work was sample person doing?				FQ B-20 See Note 9
	003-889 Occupation code	2917	866	855	
	999 Blank but applicable	55	24	50	
	Blank	2801	564	1511	
69	Class of worker				FQ B-22
	1 An employee of a private company, business or individual for wages, salary or commission	2315	698	680	
	2 A Federal government employee	94	10	24	
	3 A State government employee	147	27	23	
	4 A Local government employee	185	24	78	
	5 Self-employed in own incorporated business or professional practice	20	17	10	
	6 Self-employed in own unincorporated business, professional practice, or farm	152	88	37	
	7 Working without pay in family business or farm	3	0	0	
	8 Blank but applicable	54	25	51	
	0 Never worked or never worked at a full-time civilian job lasting 2 weeks or more	2	1	2	
	Blank	2801	564	1511	
70	Is sample person now covered by Medicare?				FQ C-2
	1 Covered	326	134	162	
	2 Not covered	5390	1295	2199	
	8 Blank but applicable	6	6	14	
	9 Don't know	3	1	0	
	Blank	48	18	41	

Position	Item description and code	M	Counts C	P	Source and notes
71	Is sample person now covered by the part of Social Security Medicare which pays for hospital bills?				FQ C-3
	1 Yes	293	125	145	
	2 No	14	4	7	
	8 Blank but applicable	19	6	22	
	9 Don't know	6	5	2	
	Blank	5441	1314	2240	
72	Is sample person now covered by that part of Medicare which pays for doctor's bills? This is the Medicare plan for which he or she or some agency must pay a certain amount each month.				FQ C-4
	1 Yes	286	126	133	
	2 No	17	3	18	
	8 Blank but applicable	19	6	22	
	9 Don't know	10	5	3	
	Blank	5441	1314	2240	
73	Type of Medicare coverage As shown on Medicare card				FQ C-5
	1 Hospital	0	0	0	
	2 Medical	2	0	0	
	3 Card not available	5	1	3	
	4 Hospital and medical	5	5	0	
	8 Blank but applicable	19	6	22	
	Blank	5742	1442	2391	
	HEALTH INSURANCE (POS. 74-80)				
74	Is sample person covered by any health insurance plan which pays any part of a hospital, doctor's, or surgeon's bill?				FQ C-8 See Note 10
	1 Yes	3172	902	934	
	2 No	2538	524	1420	
	8 Blank but applicable	9	10	18	
	9 Don't know	6	0	3	
	Blank	48	18	41	
75	Is sample person covered by a plan that pays any part of hospital expenses?				FQ C-9 See Note 10
	1 Yes	3117	891	878	
	2 No	7	5	10	
	8 Blank but applicable	48	15	58	
	9 Don't know	9	1	6	
	Blank	2592	542	1464	
76	Is sample person covered by a plan that pays any part of a doctor's or surgeon's bills for operations?				FQ C-10 See Note 10
	1 Yes	3118	888	876	
	2 No	16	9	27	
	8 Blank but applicable	32	14	34	
	9 Don't know	15	1	15	
	Blank	2592	542	1464	

Position	Item description and code	M	Counts C	P	Source and notes
	Many people do not carry health insurance for various reasons. Which of these statements describes why sample person is not covered by any health insurance (or Medicare)? (Positions 77-80)				FQ C-13 through C-15 See Note 10
77-78	<u>Main reason</u>				
	01 Care received through Medicaid or welfare	159	24	570	
	02 Unemployed, or reasons related to unemployment	278	36	110	
	03 Can't obtain insurance because of poor health, illness, or age	21	2	12	
	04 Too expensive, can't afford health insurance	1290	261	417	
	05 Dissatisfied with previous insurance	37	2	3	
	06 Don't believe in insurance	30	4	5	
	07 Have been healthy, not much sickness in the family, haven't needed health insurance	175	27	29	
	08 Military dependent, (CHAMPUS), Veteran's benefits	34	1	14	
	09 Some other reason - not specified	2	0	4	
	10 Some other reason - specified	195	30	58	
	88 Blank but applicable	90	50	72	
	Blank	3462	1017	1122	
79-80	<u>Second reason</u>				
	00 No second reason reported	1889	308	1042	
	01 Care received through Medicaid or welfare	50	14	46	
	02 Unemployed, or reasons related to unemployment	81	34	29	
	03 Can't obtain insurance because of poor health, illness, or age	3	2	3	
	04 Too expensive, can't afford health insurance	136	22	96	
	05 Dissatisfied with previous insurance	12	1	3	
	06 Don't believe in insurance	11	2	1	
	07 Have been healthy, not much sickness in the family, haven't needed health insurance	40	5	4	
	08 Military dependent, (CHAMPUS), Veteran's benefits	0	0	2	
	09 Some other reason - not specified	0	2	0	
	10 Some other reason - specified	22	6	4	
	88 Blank but applicable	67	41	64	
	Blank	3462	1017	1122	
81-87	Blank				
88	During the last 12 months, has sample person received health care which has been or will be paid for by Medicaid?				FQ D-6
	1 Yes	348	96	728	
	2 No	5342	1335	1617	
	8 Blank but applicable	35	5	30	
	Blank	48	18	41	

Position	Item description and code	Counts			Source and notes
		M	C	P	
89	Does sample person have a Medicaid card?				FQ D-8
	1 Yes	352	98	780	
	2 No	5337	1324	1567	
	8 Blank but applicable	36	14	28	
	Blank	48	18	41	
90	Status of sample person's Medicaid card				FQ D-9
	1 Medicaid card seen - current	260	78	559	
	2 Medicaid card seen - expired	4	0	7	
	3 No card seen	80	17	196	
	4 Other card seen	0	0	0	
	5 Other card seen (specify)	3	0	1	
	8 Blank but applicable	41	17	45	
	Blank	5385	1342	1608	
91	Is sample person now covered by any other public assistance program that pays for health care?				FQ D-11
	1 Yes	29	6	25	
	2 No	5686	1429	2337	
	8 Blank but applicable	10	1	13	
	Blank	48	18	41	
92	Does sample person now receive military retirement payments from any branch of the Armed Forces or a pension from the Veteran's Administration? Do not include VA disability compensation.				FQ D-13
	1 Yes	64	2	15	
	2 No	5651	1433	2347	
	8 Blank but applicable	10	1	13	
	Blank	48	18	41	
93	Which does sample person receive; the Armed Forces retirement, the VA pension, or both?				FQ D-14
	1 Armed Forces	19	0	5	
	2 Veteran's Administration	34	0	7	
	3 Both	4	2	1	
	8 Blank but applicable	17	1	15	
	Blank	5699	1451	2388	
94	Is sample person now covered by CHAMP-VA, which is medical insurance for dependents or survivors of disabled veterans?				FQ D-16
	1 Yes	33	2	6	
	2 No	5684	1433	2360	
	8 Blank but applicable	7	1	9	
	9 Don't know	1	0	0	
	Blank	48	18	41	
95	Is sample person now covered by any other program that provides health care for military dependents or survivors of military persons?				FQ D-18
	1 Yes	32	3	6	
	2 No	5684	1432	2355	
	8 Blank but applicable	9	1	14	
	Blank	48	18	41	

Position	Item description and code	M	Counts C	P	Source and notes
96	Is sample person included in the AFDC, "Aid to Families with Dependent Children", assistance payment?				FQ D-2
	1 Yes	211	30	362	
	2 No	5498	1402	1985	
	8 Blank but applicable	16	3	27	
	9 Don't know	0	1	1	
	Blank	48	18	41	
97	Does sample person now receive the "Supplemental Security Income" or "SSI" gold-colored check?				FQ D-4
	1 Yes	134	56	145	
	2 No	5571	1369	2206	
	8 Blank but applicable	20	9	24	
	9 Don't know	0	2	0	
	Blank	48	18	41	
98	Does sample person have a disability related to his or her service in the Armed Forces of the United States?				FQ D-20
	1 Yes	56	3	16	
	2 No	416	32	139	
	8 Blank but applicable	42	14	47	
	Blank	5259	1405	2220	
99	Does sample person now receive compensation for this disability from the Veteran's Administration?				FQ D-21
	1 Yes	36	1	10	
	2 No	20	2	5	
	8 Blank but applicable	42	14	48	
	Blank	5675	1437	2353	

Position	Item description and code	Counts			Source and notes
		M	C	P	

SECTION F. SOCIODEMOGRAPHIC DATA - HEAD OF FAMILY (POS 100-131)

Source: Family Questionnaire (FQ)
Household Screener Questionnaire (HSQ)

100	Interview and examination status of head of family				See Note 4
	1 Selected as sample person, interviewed on Adult Sample Person Questionnaire, and examined	4148	969	1711	
	2 Selected as sample person, interviewed on Adult Sample Person Questionnaire, but not examined	818	279	331	
	3 Selected as sample person, not interviewed, and not examined	209	49	29	
	4 Not selected as sample person	550	139	304	
	Blank	48	18	41	
101	Blank				
	Date of birth				HSQ 2e
102-103	01-12 Month	5722	1444	2409	
	88 Blank but applicable	51	10	7	
104-105	00-86,89-99 Year	5749	1448	2410	
	88 Blank but applicable	24	6	6	
106-107	Age at interview 14-95 Years	5773	1454	2416	
108	Blank				
109	Sex				FQ B-4
	1 Male	4597	1140	1247	
	2 Female	1129	296	1128	
	Blank	47	18	41	
110	Observed race				FQ B-5 See Note 5
	1 White	5482	1368	2134	
	2 Black	60	30	124	
	3 Other	7	2	34	
	8 Blank but applicable	93	29	59	
	9 Not observed	84	7	24	
	Blank	47	18	41	
111-112	Head of family's national origin or ancestry				HSQ 2c See Note 6
	01 Mexican/Mexicano	1556	0	3	
	02 Mexican-American	3527	0	0	
	03 Chicano	70	0	0	
	04 Puerto Rican	21	10	2121	
	05 Boricuan	0	0	26	
	06 Cuban	4	1282	34	
	07 Cuban-American	0	105	1	
	08 Hispano - specify	118	22	32	
	09 Other Latin-American or other Spanish - specify	34	13	35	
	00 Other - specify	408	22	164	
	10 Spanish-American	15	0	0	
	11 Spanish (Spain)	20	0	0	

Position	Item description and code	Counts			Source and notes
		M	C	P	
113-115	In what state or foreign country was head of family born?				FQ B-6 See Note 7
	001-118 State/country code	5662	1414	2324	
	888 Blank but applicable	64	22	51	
	Blank	47	18	41	
116-117	What is the highest grade or year of regular school head of family has ever attended?				FQ B-7
	00 Never attended or kindergarten only	210	6	29	
	01-08 Elementary grade	2316	556	841	
	09-12 High school grade	2165	400	1107	
	13-16 College	754	370	305	
	17 Graduate school	132	75	47	
	88 Blank but applicable	149	29	46	
	Blank	47	18	41	
118	Did head of family finish that grade/year?				FQ B-8
	1 Yes	4382	1256	1887	
	2 No	987	136	390	
	8 Blank but applicable	147	38	69	
	Blank	257	24	70	
119	Is the head of family now married, widowed, divorced, separated or has he or she never been married?				FQ B-9
	0 Under 14	0	0	0	
	1 Married - spouse in household	4275	1108	1161	
	2 Married - spouse not in household	87	14	92	
	3 Widowed	308	61	135	
	4 Divorced	394	158	314	
	5 Separated	277	24	342	
	6 Never married	313	57	314	
	8 Blank but applicable	72	14	17	
	Blank	47	18	41	
120	Did head of family ever serve in the Armed Forces of the United States?				FQ B-11
	1 Yes	1222	71	368	
	2 No	4438	1342	1975	
	8 Blank but applicable	66	23	31	
	Blank	47	18	42	
121	During the past 2 weeks, did head of family work at any time at a job or business, not counting work around the house?				FQ B-12
	1 Yes	4102	1073	1183	
	2 No	1566	337	1162	
	8 Blank but applicable	58	26	29	
	Blank	47	18	42	
122	Even though head of family did not work during those 2 weeks, did he or she have a job or business?				FQ B-13
	1 Yes	79	26	30	
	2 No	1487	312	1132	
	8 Blank but applicable	58	25	29	
	Blank	4149	1091	1225	

Position	Item description and code	Counts			Source and notes
		M	C	P	
123	Was head of family looking for work or on layoff from a job?				FQ B-14
	1 Yes	371	64	94	
	2 No	1195	274	1066	
	8 Blank but applicable	58	25	31	
	Blank	4149	1091	1225	
124	Which, looking for work or on layoff from a job or both?				FQ B-15
	1 Looking	205	44	54	
	2 Layoff	108	11	21	
	3 Both	55	5	14	
	8 Blank but applicable	61	29	36	
	Blank	5344	1365	2291	
125-127	What kind of business or industry does head of family work for?				FQ B-19 See Note 9
	010-932 Industry code	4493	1135	1279	
	990 Blank but applicable	94	34	48	
	Blank	1186	285	1089	
128-130	What kind of work was head of family doing?				FQ B-20 See Note 9
	003-889 Occupation code	4498	1137	1273	
	999 Blank but applicable	89	32	54	
	Blank	1186	285	1089	
131	Class of worker				FQ B-22
	1 Employee of a private company, business or individual for wages, salary, or commission	3485	860	948	
	2 A Federal government employee	168	7	44	
	3 A State government employee	198	19	55	
	4 A Local government employee	278	32	155	
	5 Self-employed in own incorporated business or professional practice	38	31	15	
	6 Self-employed in own unincorporated business, professional practice, or farm	342	184	60	
	7 Working without pay in family business or farm	0	0	0	
	8 Blank but applicable	77	36	49	
	0 Never worked or never worked at a full-time civilian job lasting 2 weeks or more	1	0	1	
	Blank	1186	285	1089	

Position	Item description and code	Counts			Source and notes
		M	C	P	

SECTION G. FAMILY COMPOSITION AND INCOME DATA (POS 132-162)

Source: Family Questionnaire (FQ)

132-133	Number of persons in family (computed) 01-18 Persons	5773	1454	2416	
134-135	Number of sample persons in family (computed) 01-13 Persons	5773	1454	2416	
136	Was the total combined family income during the past 12 months more or less than \$20,000? Include money from jobs, Social Security, retirement income, unemployment payments, public assistance, and so forth. Also include income from interest, dividends, net income from business, farm or rent, and any other money income received.				FQ E-10
	1 \$20,000 or more	1904	589	542	
	2 Less than \$20,000	3625	814	1786	
	7 Refused information	27	1	9	
	8 Blank but applicable	170	32	38	
	Blank	47	18	41	
137-138	Of those income groups, which best represents the total combined family income during the past 12 months? Include wages, salaries, and other items we just talked about. (in dollars)				FQ E-11
	01 Less than 1,000	30	9	11	
	02 1,000 - 1,999	85	9	25	
	03 2,000 - 2,999	101	23	57	
	04 3,000 - 3,999	139	31	111	
	05 4,000 - 4,999	144	31	202	
	06 5,000 - 5,999	189	42	145	
	07 6,000 - 6,999	222	40	175	
	08 7,000 - 7,999	228	44	116	
	09 8,000 - 8,999	203	34	88	
	10 9,000 - 9,999	191	57	100	
	11 10,000 - 10,999	213	68	109	
	12 11,000 - 11,999	176	45	53	
	13 12,000 - 12,999	236	55	90	
	14 13,000 - 13,999	143	34	57	
	15 14,000 - 14,999	174	23	56	
	16 15,000 - 15,999	155	41	77	
	17 16,000 - 16,999	162	38	52	
	18 17,000 - 17,999	170	36	50	
	19 18,000 - 18,999	239	38	73	
	20 19,000 - 19,999	176	51	66	
	21 20,000 - 24,999	542	160	129	
	22 25,000 - 29,999	454	89	102	
	23 30,000 - 34,999	272	71	87	
	24 35,000 - 39,999	232	62	55	
	25 40,000 - 44,999	169	52	40	
	26 45,000 - 49,999	84	45	30	
	27 50,000 and over	85	95	52	
	77 Refused information	65	15	42	
	88 Blank but applicable	447	98	125	
	Blank	47	18	41	

Position	Item description and code	Counts			Source and notes
		M	C	P	
139-143	Per capita income (computed) 00083-50000 Dollars 88888 Blank but applicable Blank	5214 512 47	1323 113 18	2208 167 41	See Note 11
144-146	Poverty index (computed) Decimal not shown on tape 0.04-9.78 999 Blank but applicable Blank	5214 512 47	1323 113 18	2208 167 41	See Note 12
147	Did any member of this family receive any Government food stamps in any of the past 12 months? 1 Yes 2 No 8 Blank but applicable Blank	1070 4649 7 47	234 1200 2 18	931 1437 7 41	FQ E-12
148-149	In how many months of the past 12 months did any member of this family receive food stamps? 01-12 Months 88 Blank but applicable Blank	1052 25 4696	234 2 1218	927 11 1478	FQ E-13
150	Did this family receive any Government food stamps last month? 1 Yes 2 No 8 Blank but applicable Blank	866 200 11 4696	190 44 2 1218	894 35 9 1478	FQ E-14
151-152	In which month did any member of this family last receive food stamps? 01-12 Month 88 Blank but applicable Blank	197 14 5562	44 2 1408	35 9 2372	FQ E-15
153-154	For how many persons were those food stamps authorized? 01-13 Persons 88 Blank but applicable Blank	1061 16 4696	234 2 1218	928 10 1478	FQ E-16
155-157	What was the total face value of those food stamps received by this family in that month? 010-520 Dollars 888 Blank but applicable Blank	1005 72 4696	228 8 1218	921 17 1478	FQ E-17
158	Did this family spend more for food in that month than the value of your food stamps? 1 Yes 2 No 8 Blank but applicable Blank	926 134 17 4696	200 34 2 1218	893 36 9 1478	FQ E-18

Position	Item description and code	M	Counts C	P	Source and notes
159-161	How much more?				FQ E-19
	003-880 Dollars	856	177	875	
	888 Blank but applicable	87	25	27	
	Blank	4830	1252	1514	
162	Is your family receiving food stamps at the present time?				FQ E-20
	1 Yes	821	181	881	
	2 No	4891	1250	1481	
	8 Blank but applicable	14	5	13	
	Blank	47	18	41	

Position	Item description and code	Counts			Source and notes
		M	C	P	
SECTION H. RESIDENCE AND HOUSEHOLD DATA (POS 163-183)					
Source: Family Questionnaire (FQ) Household Screener Questionnaire (HSQ)					
163	Size of place				See Note 13
	1 1 million or more	800	0	1785	
	2 500,000 - 999,999	711	0	0	
	3 250,000 - 499,999	705	541	0	
	4 100,000 - 249,999	161	364	265	
	5 50,000 - 99,999	935	83	70	
	6 25,000 - 49,999	624	214	181	
	7 10,000 - 24,999	561	123	82	
	8 200 - 9,999	775	77	28	
	9 Not in a place	501	52	5	
164	Standard Metropolitan Statistical Area				See Note 13
	1 In SMSA, in central city	2908	541	2069	
	2 In SMSA, not in central city	2164	913	347	
	4 Not in SMSA	701	0	0	
165-166	Number of persons in household				HSQ 1a
	01-18 Persons	5773	1454	2416	
167-168	Number of sample persons in household (computed)				
	01-13 Persons	5773	1454	2416	
169-170	How many rooms are in this home? Count the kitchen, but not the bathroom.				FQ E-1
	01-14 Rooms	5717	1435	2369	
	88 Blank but applicable	9	1	6	
	Blank	47	18	41	
171	Do you have access to complete kitchen facilities in this home; that is, a kitchen sink with piped water, a refrigerator and a range or cookstove?				FQ E-2
	1 Yes	5449	1388	2147	
	2 No	67	9	17	
	8 Blank but applicable	210	39	211	
	Blank	47	18	41	
172-173	What is the main fuel used for heating this home?				FQ E-3 See Note 14
	00 No fuel used	384	256	12	
	01 Oil	4	0	1668	
	02 Natural gas	4595	66	606	
	03 Electricity	473	1100	37	
	04 Bottled gas (propane)	144	2	0	
	05 Kerosene	12	3	0	
	06 Wood	66	3	0	
	07 Coal	0	0	14	
	08 Other, not specified	0	0	2	
	09 Other, specified	11	0	6	
	88 Blank but applicable	37	6	30	
	Blank	47	18	41	

Position	Item description and code	M	Counts C	P	Source and notes
174-175	What is the main heating equipment for this home?				FQ E-4 See Note 14
	00 No heating equipment used	384	256	19	
	01 Steam or hot water with radiators or convectors	29	5	1209	
	02 Central warm air furnace with ducts to individual rooms, or central heat pump	2063	576	158	
	03 Built-in electric units (permanently installed in wall, ceiling, or baseboard)	337	356	61	
	04 Floor, wall or pipeless furnace	1258	43	14	
	05 Room heaters <u>with</u> flue or vent, burning oil, gas, or kerosene	644	16	505	
	06 Room heaters <u>without</u> flue or vent, burning oil, gas, or kerosene	657	5	341	
	07 Heating stove burning wood, coal or coke	60	0	11	
	08 Fireplace(s)	71	4	0	
	09 Portable electric heater(s)	105	131	5	
	10 Other, not specified	0	0	0	
	11 Other, specified	102	34	24	
	88 Blank but applicable	1	10	14	
	99 Don't know	15	0	14	
	Blank	47	18	41	
176-177	Are any other types of equipment used for heating this home?				FQ E-5 See Note 14
	00 No other heating equipment used	4611	1123	1997	
	01 Steam or hot water with radiators or convectors	0	0	10	
	02 Central warm air furnace with ducts to individual rooms, or central heat pump	9	12	8	
	03 Built-in electric units (permanently installed in wall, ceiling, or baseboard)	23	0	3	
	04 Floor, wall or pipeless furnace	11	0	0	
	05 Room heaters <u>with</u> flue or vent, burning oil, gas, or kerosene	21	1	1	
	06 Room heaters <u>without</u> flue or vent, burning oil, gas, or kerosene	15	1	28	
	07 Heating stove burning wood, coal or coke	63	0	8	
	08 Fireplace(s)	399	8	9	
	09 Portable electric heater(s)	149	22	269	
	10 Other, not specified	2	1	1	
	11 Other, specified	16	1	4	
	88 Blank but applicable	23	11	18	
	Blank	431	274	60	
178-179	What is the main fuel used by this additional equipment?				FQ E-6 See Note 14
	00 No fuel used	5	0	1	
	01 Oil	0	0	19	
	02 Natural gas	77	2	22	
	03 Electricity	175	35	260	
	04 Bottled gas (propane)	7	0	3	
	05 Kerosene	3	0	24	
	06 Wood	419	8	11	
	07 Coal	4	0	2	
	08 Other, not specified	0	0	0	
	09 Other, specified	7	0	0	
	88 Blank but applicable	34	12	17	
	Blank	5042	1397	2057	

Position	Item description and code	M	Counts C	P	Source and notes
180-181	What is the main fuel used for cooking in this home?				FQ E-7
	00 No fuel used	17	4	4	
	01 Oil	12	0	19	
	02 Natural gas	4472	261	2167	
	03 Electricity	1055	1155	150	
	04 Bottled gas (propane)	141	12	12	
	05 Kerosene	0	0	3	
	06 Wood	2	0	0	
	07 Coal	0	0	0	
	08 Other, not specified	0	0	0	
	09 Other, specified	14	1	0	
	88 Blank but applicable	13	3	20	
	Blank	47	18	41	
182	Do you have air-conditioning - either individual room units, a central system or evaporative cooling?				FQ E-8
	1 Yes	2745	1333	600	
	2 No	2974	102	1761	
	8 Blank but applicable	7	1	14	
	Blank	47	18	41	
183	Which do you have?				FQ E-9
	1 Individual room unit	1259	628	564	
	2 Central air-conditioning	962	689	20	
	3 Evaporative cooling	521	6	8	
	8 Blank but applicable	10	11	22	
	Blank	3021	120	1802	

Position	Item description and code	M	Counts C	P	Source and notes
----------	------------------------------	---	-------------	---	---------------------

SECTION I. SAMPLE WEIGHTS (POS 184-217)

184-189	Examined final weight				
	000439-002711	4912	-	-	
	000223-000891	-	1120	-	
	000177-002000	-	-	1989	
	Blank	861	334	427	
190-195	Interview final weight				
	000447-002096	5773	-	-	
	000176-000664	-	1454	-	
	000175-001220	-	-	2416	

GTT/ULTRASOUND, AUDIOMETRY/VISION, PESTICIDE WEIGHTS

By design, only some of the persons in the sample were included in the GTT/ultrasound, audiometry/vision, and pesticide components of the survey. Tape positions for those persons not part of these subsamples are BLANK.

196-201	GTT/ultrasound weight				
	000843-005302	1777	-	-	
	000469-001685	-	449	-	
	000349-003110	-	-	667	
	Blank	3996	1005	1749	
202-207	Audiometry/vision weight				
	000542-006283	3135	-	-	
	000223-001600	-	671	-	
	000264-003123	-	-	1322	
	Blank	2638	783	1094	
208-213	Pesticide weight				
	000872-005584	2465	-	-	
	000441-001600	-	568	-	
	000343-003117	-	-	1012	
	Blank	3308	886	1404	
214-215	Strata code				
	01-08	5773	1454	2416	
216-217	Pseudo PSU code				
	01-02	5773	1454	2416	

Position	Item description and code	M	Counts		Source and notes
			C	P	

SECTION J. FAMILY RELATIONSHIPS (POS 218-400)

Source: Adult Sample Person Questionnaire
Family Questionnaire

218-400 **Blank**
Data not yet available.

Position	Item description and code	Counts			Source and notes
		M	C	P	

SECTION K. ADOLESCENT AND ADULT HISTORY DATA (POS 401-1080)

Source: Adult Sample Person Questionnaire (ASPQ)

401-404	Tape number 6521	5773	1454	2416	
405	Adult Sample Person Questionnaire Data Missing? 1 Yes 2 No	6 5767	0 1454	2 2414	See Note 15
406-445	Blank				
446	Language of interview - (Pos. 447-1068) Adult Sample Person Questionnaire 1 English 2 Spanish Blank	3566 2201 6	204 1250 0	1095 1319 2	ASPQ
HEALTH SERVICES (POS. 447-528)					
447	Would you say your health in general is excellent, very good, good, fair, or poor? 1 Excellent 2 Very good 3 Good 4 Fair 5 Poor 8 Blank but applicable Blank	814 1033 2079 1536 300 5 6	354 207 550 301 42 0 0	359 394 743 714 202 2 2	ASPQ A-1
448	How much control do you think you have over your future health: a great deal, some, very little, or none? 1 Great deal 2 Some 3 Very little 4 None 8 Blank but applicable 9 Don't know Blank	2342 2371 497 168 37 352 6	625 504 171 60 8 86 0	874 859 264 86 42 289 2	ASPQ A-2
449-450	On the average, about how many hours of sleep do you get each day, that is, during a 24-hour period? 01-20 Hours 88 Blank but applicable Blank	5759 8 6	1452 2 0	2396 18 2	ASPQ A-3 See Note 16
451	In your job or housework, how much of the time do you have to use lots of arm, leg, or back muscles, as in lifting, pulling, carrying, digging, and so on? Would you say: most of the time, some of the time, or hardly ever or never? 1 Most of the time 2 Some of the time 3 Hardly ever or never 8 Blank but applicable Blank	2719 1938 1105 5 6	671 378 403 2 0	1092 794 516 12 2	ASPQ A-4

Position	Item description and code	Counts			Source and notes
		M	C	P	
452	<p>Outside of your job or work around the house, how often do you take part in activities which require a lot of body movement or energy, like ball games, cycling, dancing, and so on? Would you say: frequently, sometimes, or hardly ever or never?</p> <p>1 Frequently 2 Sometimes 3 Hardly ever or never 8 Blank but applicable Blank</p>				ASPQ A-5
		1761	354	769	
		1945	308	762	
		2058	788	880	
		3	4	3	
		6	0	2	
453	<p>Now I would like to ask you some questions about your use of health care services. Is there a particular clinic, health center, doctor's office or other place that you usually go to if you are sick or need advice about your health?</p> <p>1 Yes 2 No 8 Blank but applicable Blank</p>				ASPQ A-6
		4352	1059	2001	
		1414	395	413	
		1	0	0	
		6	0	2	
454-455	<p>What kind of place is it - a clinic, a health center, a hospital, a doctor's office, or some other place?</p> <p>01 Home 02 Doctor's office or private clinic 03 Company or school clinic 04 Hospital outpatient clinic 05 Migrant clinic 06 Other clinic, not specified 07 Other clinic, specified 08 Hospital emergency room 09 Community, neighborhood, or family health center 10 Rural health center 11 HMO/prepaid group 12 Other place, not specified 13 Other place, specified 88 Blank but applicable Blank</p>				ASPQ A-7 See Note 17
		2	11	0	
		3060	783	966	
		81	18	31	
		316	75	532	
		12	0	2	
		7	2	1	
		73	50	32	
		38	3	92	
		453	39	250	
		4	0	2	
		254	66	62	
		0	1	0	
		51	10	30	
		2	1	1	
		1420	395	415	
456	<p>Is there a particular person you usually see at the (place in A7)?</p> <p>1 Yes 2 No 8 Blank but applicable Blank</p>				ASPQ A-8
		414	98	364	
		864	172	659	
		18	6	12	
		4477	1178	1381	

Position	Item description and code	M	Counts C	P	Source and notes
457	Now I would like to ask you some questions about your last visit to the (place in A7). How long has it been since that visit?				ASPQ A-9
	1 Less than 1 month	911	265	629	
	2 1 mo. through less than 6 mos.	1457	393	652	
	3 6 mos. through less than 1 yr.	821	194	350	
	4 1 yr. through less than 5 yrs.	997	184	327	
	5 5 or more years	154	22	35	
	8 Blank but applicable	2	1	2	
	9 Don't know	11	0	6	
	Blank	1420	395	415	
458-460	About how long did it take you to get to the (place in A7) for that visit?				ASPQ A-10
	000 No time	3	9	3	
	001-240 Minutes	4210	1008	1928	
	888 Blank but applicable	17	4	8	
	Blank	1543	433	477	
461	Would you say it took more than 30 minutes or less than 30 minutes?				
	1 More than 30 minutes	88	7	44	
	2 Less than 30 minutes	35	31	18	
	Blank	5650	1416	2354	
462	Did you have an appointment for that visit?				ASPQ A-11
	1 Yes	2999	764	1063	
	2 No	1338	294	932	
	8 Blank but applicable	16	1	6	
	Blank	1420	395	415	
463-465	About how long was it between the time you made the appointment and the time you actually went for that visit?				ASPQ A-12
	000 Less than 1 day	916	251	158	
	001-365 Days	2042	502	872	
	888 Blank but applicable	57	12	39	
	Blank	2758	689	1347	
466-467	After you got to the (place in A7), about how long did you have to wait before you were taken care of at that visit?				ASPQ A-13
	00 No time	107	36	35	
	01-60 Minutes or hours (See pos. 468 for units)	4195	1017	1949	
	88 Blank but applicable	51	6	17	
	Blank	1420	395	415	
468	Units				
	0 No time	107	36	35	
	1 Minutes	3244	657	1049	
	2 Hours	945	360	891	
	8 Blank but applicable	57	6	26	
	Blank	1420	395	415	

Position	Item description and code	M	Counts C	P	Source and notes
469-470	What was the main reason for that visit?				ASPQ A-14 See Note 18
	01 A sickness or illness	2161	496	1088	
	02 An injury	442	55	101	
	03 A follow-up visit	498	162	273	
	04 A general checkup	823	258	375	
	05 An injection	56	10	25	
	06 For a prescription	46	5	21	
	07 Pre- or post-natal care	188	27	39	
	08 Some other reason, not specified	8	0	5	
	09 Some other reason, specified	115	35	70	
	88 Blank but applicable	16	11	4	
	Blank	1420	395	415	
471	In general, how satisfied were you with the care you received at that visit? Would you say you were very satisfied, somewhat satisfied, or not at all satisfied?				ASPQ A-15
	1 Very satisfied	3578	947	1607	
	2 Somewhat satisfied	576	85	272	
	3 Not at all satisfied	193	26	120	
	8 Blank but applicable	6	1	2	
	Blank	1420	395	415	
472-473	Why weren't you (completely) satisfied with the health care you received at that visit?				ASPQ A-16
	01 Cost too much	19	1	9	
	02 Had to wait too long	143	27	95	
	03 Language problem - couldn't communicate	6	1	8	
	04 Doctor didn't spend enough time with sample person	92	13	57	
	05 Mistreated by doctor or other staff	21	7	14	
	06 Condition did not improve after treatment or medication	186	22	93	
	07 Doctor did not diagnose or treat condition	135	18	50	
	08 Other, not specified	3	1	1	
	09 Other, specified	155	19	58	
	88 Blank but applicable	3	0	1	
	99 Don't know	12	3	8	
	Blank	4998	1342	2022	
474	Have you visited <u>any other</u> clinic, health center, doctor's office or other place for health care since your last visit to the <u>(place in A7)</u>?				ASPQ A-17
	1 Yes	396	107	316	
	2 No	3951	952	1685	
	8 Blank but applicable	6	0	0	
	Blank	1420	395	415	

Position	Item description and code	M	Counts C	P	Source and notes
475	<p>Many people do not have a particular place they usually go when they are sick or need advice about their health. Could you please give me the number of the statement which is the <u>main</u> reason you do not have a particular place you usually go?</p> <p>0 Can not afford medical care</p> <p>1 Have 2 or more usual doctors or places depending on what's wrong</p> <p>2 Haven't needed a doctor</p> <p>3 Previous doctor no longer available</p> <p>4 Haven't been able to find the right doctor</p> <p>5 Recently moved to area</p> <p>6 Other reason, not specified</p> <p>7 Other reason, specified</p> <p>8 Blank but applicable</p> <p>Blank</p>	<p>56</p> <p>145</p> <p>965</p> <p>39</p> <p>51</p> <p>83</p> <p>3</p> <p>63</p> <p>13</p> <p>4355</p>	<p>53</p> <p>25</p> <p>248</p> <p>.5</p> <p>18</p> <p>16</p> <p>3</p> <p>25</p> <p>2</p> <p>1059</p>	<p>26</p> <p>64</p> <p>219</p> <p>11</p> <p>28</p> <p>20</p> <p>5</p> <p>38</p> <p>2</p> <p>2003</p>	ASPQ A-18 See Note 17
476	<p>Although you said you have no particular place for health care, is there a particular person you usually see when you are sick and need health care?</p> <p>1 Yes</p> <p>2 No</p> <p>8 Blank but applicable</p> <p>Blank</p>	<p>219</p> <p>1186</p> <p>13</p> <p>4355</p>	<p>117</p> <p>278</p> <p>0</p> <p>1059</p>	<p>79</p> <p>334</p> <p>0</p> <p>2003</p>	ASPQ A-19
477-478	<p>Where do you usually see this person - at home, at a clinic, a health center, a hospital, a doctor's office, or some other place?</p> <p>01 Home</p> <p>02 Doctor's office or private clinic</p> <p>03 Company or school clinic</p> <p>04 Hospital outpatient clinic</p> <p>05 Migrant clinic</p> <p>06 Other clinic, not specified</p> <p>07 Other clinic, specified</p> <p>08 Hospital emergency room</p> <p>09 Community, neighborhood, or family health center</p> <p>10 Rural health center</p> <p>11 HMO/prepaid group</p> <p>12 Other place, not specified</p> <p>13 Other place, specified</p> <p>88 Blank but applicable</p> <p>Blank</p>	<p>8</p> <p>128</p> <p>6</p> <p>22</p> <p>0</p> <p>1</p> <p>3</p> <p>22</p> <p>18</p> <p>0</p> <p>2</p> <p>0</p> <p>0</p> <p>9</p> <p>13</p> <p>5541</p>	<p>9</p> <p>74</p> <p>0</p> <p>9</p> <p>0</p> <p>0</p> <p>3</p> <p>18</p> <p>0</p> <p>0</p> <p>2</p> <p>0</p> <p>2</p> <p>0</p> <p>0</p> <p>1337</p>	<p>6</p> <p>31</p> <p>1</p> <p>14</p> <p>0</p> <p>0</p> <p>1</p> <p>14</p> <p>11</p> <p>0</p> <p>0</p> <p>0</p> <p>0</p> <p>1</p> <p>0</p> <p>2337</p>	ASPQ A-20 See Note 17
479	<p>Now I would like to ask you some questions about your last visit to <u>any</u> clinic, health center, doctor's office or other place for health care. How long has it been since your last visit for health care?</p> <p>1 Less than 1 month</p> <p>2 1 mo. through less than 6 mos.</p> <p>3 6 mos. through less than 1 yr.</p> <p>4 1 yr. through less than 5 yrs.</p> <p>5 5 or more years</p> <p>6 Never</p> <p>8 Blank but applicable</p> <p>9 Don't know</p> <p>Blank</p>	<p>207</p> <p>429</p> <p>264</p> <p>567</p> <p>219</p> <p>112</p> <p>8</p> <p>10</p> <p>3957</p>	<p>66</p> <p>122</p> <p>47</p> <p>178</p> <p>59</p> <p>30</p> <p>0</p> <p>0</p> <p>952</p>	<p>167</p> <p>210</p> <p>91</p> <p>190</p> <p>55</p> <p>12</p> <p>0</p> <p>4</p> <p>1687</p>	ASPQ A-21

Position	Item description and code	M	Counts C	P	Source and notes
480-481	What kind of place did you visit that time - was it a clinic, a health center, a hospital, a doctor's office, or some other place?				ASPQ A-22 See Note 17
	01 Home	1	5	0	
	02 Doctor's office or private clinic	839	282	317	
	03 Company or school clinic	83	9	13	
	04 Hospital outpatient clinic	201	56	152	
	05 Migrant clinic	2	1	1	
	06 Other clinic, not specified	13	2	1	
	07 Other clinic, specified	41	16	17	
	08 Hospital emergency room	196	36	107	
	09 Community, neighborhood, or family health center	183	24	73	
	10 Rural health center	2	0	1	
	11 HMO/prepaid group	52	10	5	
	12 Other place, not specified	3	0	0	
	13 Other place, specified	30	9	16	
	14 Other place, specified: hospital	43	21	12	
	88 Blank but applicable	15	1	2	
	Blank	4069	982	1699	
482-484	About how long did it take you to get to the (place in A22) for that visit?				ASPQ A-23
	000 No time	2	5	3	
	001-360 Minutes	1608	434	676	
	888 Blank but applicable	29	5	7	
	Blank	4134	1010	1730	
485	Would you say it took more than 30 minutes or less than 30 minutes?				
	1 More than 30 minutes	40	12	16	
	2 Less than 30 minutes	25	16	15	
	Blank	5708	1426	2385	
486	Did you have an appointment for that visit?				ASPQ A-24
	1 Yes	872	303	304	
	2 No	812	167	409	
	8 Blank but applicable	20	2	4	
	Blank	4069	982	1699	
487-489	About how long was it between the time you made the appointment and the time you actually went for that visit?				ASPQ A-25
	000 Less than 1 day	196	80	50	
	001-365 Days	656	220	243	
	888 Blank but applicable	40	5	15	
	Blank	4881	1149	2108	
490-491	After you got to the (place in A22), about how long did you have to wait before you were taken care of at that visit?				ASPQ A-26
	00 No time	58	30	22	
	01-60 Minutes or hours (See pos. 492 for units)	1592	433	682	
	88 Blank but applicable	54	9	13	
	Blank	4069	982	1699	

Position	Item description and code	Counts			Source and notes
		M	C	P	
492	Units				
	0 No time	58	30	22	
	1 Minutes	1236	291	388	
	2 Hours	356	142	290	
	8 Blank but applicable	54	9	17	
	Blank	4069	982	1699	
493-494	What was the main reason for that visit?				ASPQ A-27 See Note 17
	01 A sickness or illness	753	214	382	
	02 An injury	285	42	73	
	03 A follow-up visit	119	42	55	
	04 A general checkup	301	116	119	
	05 An injection	43	3	8	
	06 For a prescription	8	2	4	
	07 Pre- or post-natal care	72	9	15	
	08 Some other reason, not specified	0	2	2	
	09 Some other reason, specified	80	37	53	
	10 To deliver a baby	22	1	3	
	88 Blank but applicable	21	4	3	
	Blank	4069	982	1699	
495	In general, how satisfied were you with the care you received at that visit? Would you say you were very satisfied, somewhat satisfied, or not at all satisfied?				ASPQ A-28
	1 Very satisfied	1335	396	517	
	2 Somewhat satisfied	220	42	130	
	3 Not at all satisfied	134	32	67	
	8 Blank but applicable	15	2	3	
	Blank	4069	982	1699	
496-497	Why weren't you (completely) satisfied with the health care you received at that visit?				ASPQ A-29
	01 Cost too much	9	8	3	
	02 Had to wait too long	58	18	48	
	03 Language problem, couldn't communicate	2	1	0	
	04 Doctor didn't spend enough time with sample person	28	5	22	
	05 Mistreated by doctor or other staff	17	9	8	
	06 Condition did not improve after treatment or medication	104	12	39	
	07 Doctor did not diagnose or treat condition	51	8	28	
	08 Other, not specified	2	0	2	
	09 Other, specified	77	12	43	
	88 Blank but applicable	12	2	4	
	99 Don't know	9	1	3	
	Blank	5404	1378	2216	
498	There are some providers of health care that we sometimes go to, such as curanderos, sobadores, herbalists, spiritualists, and others. Have you seen or talked to any of these persons for health care during the past 12 months?				ASPQ A-30
	1 Yes	193	4	32	
	2 No	5562	1447	2375	
	8 Blank but applicable	12	3	7	
	Blank	6	0	2	

Position	Item description and code	M	Counts C	P	Source and notes
	Sometimes people have difficulties in getting medical care. Have you had any difficulties getting medical care - (Pos. 499-524)				ASPQ A-31
499	<u>Because care was not available when you needed it?</u>				
	1 Yes	341	62	163	
	2 No	5416	1391	2247	
	8 Blank but applicable	10	1	4	
	Blank	6	0	2	
500	<u>Did this problem prevent you from getting medical care for yourself?</u>				ASPQ A-32
	1 Yes	248	55	135	
	2 No	88	6	28	
	8 Blank but applicable	15	2	4	
	Blank	5422	1391	2249	
501	<u>Because of how much it cost?</u>				ASPQ A-31
	1 Yes	961	233	389	
	2 No	4800	1221	2020	
	8 Blank but applicable	6	0	5	
	Blank	6	0	2	
502	<u>Did this problem prevent you from getting medical care for yourself?</u>				ASPQ A-32
	1 Yes	767	195	313	
	2 No	180	35	64	
	8 Blank but applicable	20	3	17	
	Blank	4806	1221	2022	
503	<u>Because you didn't know where to go?</u>				ASPQ A-31
	1 Yes	321	56	134	
	2 No	5434	1398	2269	
	8 Blank but applicable	12	0	11	
	Blank	6	0	2	
504	<u>Did this problem prevent you from getting medical care for yourself?</u>				ASPQ A-32
	1 Yes	223	50	115	
	2 No	89	4	16	
	8 Blank but applicable	21	2	14	
	Blank	5440	1398	2271	
505	<u>Because you didn't have a way to get there?</u>				ASPQ A-31
	1 Yes	322	60	122	
	2 No	5430	1392	2281	
	8 Blank but applicable	15	2	11	
	Blank	6	0	2	
506	<u>Did this problem prevent you from getting medical care for yourself?</u>				ASPQ A-32
	1 Yes	228	48	106	
	2 No	90	11	15	
	8 Blank but applicable	19	3	12	
	Blank	5436	1392	2283	

Position	Item description and code	M	Counts C	P	Source and notes
507	<u>Because the hours were not convenient?</u>				ASPQ A-31
	1 Yes	412	98	199	
	2 No	5340	1354	2205	
	8 Blank but applicable	15	2	10	
	Blank	6	0	2	
508	<u>Did this problem prevent you from getting medical care for yourself?</u>				ASPQ A-32
	1 Yes	273	68	138	
	2 No	128	27	57	
	8 Blank but applicable	26	5	14	
	Blank	5346	1354	2207	
509	<u>Because you had to wait too long to get an appointment?</u>				ASPQ A-31
	1 Yes	493	80	245	
	2 No	5259	1372	2160	
	8 Blank but applicable	15	2	9	
	Blank	6	0	2	
510	<u>Did this problem prevent you from getting medical care for yourself?</u>				ASPQ A-32
	1 Yes	310	1372	167	
	2 No	173	55	76	
	8 Blank but applicable	25	24	11	
	Blank	5265	3	2162	
511	<u>Because you needed someone to take care of your children?</u>				ASPQ A-31 See Note 19
	1 Yes	169	22	85	
	2 No	4146	963	1871	
	7 Not applicable	1444	469	450	
	8 Blank but applicable	8	0	8	
	Blank	6	0	2	
512	<u>Did this problem prevent you from getting medical care for yourself?</u>				ASPQ A-32 See Note 19
	1 Yes	124	11	62	
	2 No	41	9	23	
	7 Not applicable	1444	469	450	
	8 Blank but applicable	12	2	8	
	Blank	4152	963	1873	
513	<u>Because you would lose pay from work?</u>				ASPQ A-31
	1 Yes	404	102	142	
	2 No	5349	1350	2244	
	8 Blank but applicable	14	2	28	
	Blank	6	0	2	
514	<u>Did this problem prevent you from getting medical care for yourself?</u>				ASPQ A-32
	1 Yes	282	73	111	
	2 No	114	27	25	
	8 Blank but applicable	22	4	34	
	Blank	5355	1350	2246	

Position	Item description and code	M	Counts C	P	Source and notes
515	<u>Because you had to wait too long in the office or clinic?</u>				ASPQ A-31
	1 Yes	507	97	282	
	2 No	5249	1357	2117	
	8 Blank but applicable	11	0	15	
	Blank	6	0	2	
516	<u>Did this problem prevent you from getting medical care for yourself?</u>				ASPQ A-32
	1 Yes	277	51	156	
	2 No	215	43	117	
	8 Blank but applicable	26	3	24	
	Blank	5255	1357	2119	
517	<u>Because the staff at the office or clinic was disrespectful?</u>				ASPQ A-31
	1 Yes	138	10	62	
	2 No	5619	1444	2343	
	8 Blank but applicable	10	0	9	
	Blank	6	0	2	
518	<u>Did this problem prevent you from getting medical care for yourself?</u>				ASPQ A-32
	1 Yes	75	5	35	
	2 No	62	5	27	
	8 Blank but applicable	11	0	9	
	Blank	5625	1444	2345	
519	<u>Because you had no confidence in the staff?</u>				ASPQ A-31
	1 Yes	223	30	92	
	2 No	5533	1421	2312	
	8 Blank but applicable	11	3	10	
	Blank	6	0	2	
520	<u>Did this problem prevent you from getting medical care for yourself?</u>				ASPQ A-32
	1 Yes	133	13	58	
	2 No	88	17	32	
	8 Blank but applicable	13	3	12	
	Blank	5539	1421	2314	
521	<u>Because they did not speak Spanish?</u>				ASPQ A-31
	1 Yes	184	39	96	
	2 No	5573	1414	2309	
	8 Blank but applicable	10	1	9	
	Blank	6	0	2	
522	<u>Did this problem prevent you from getting medical care for yourself?</u>				ASPQ A-32
	1 Yes	110	10	56	
	2 No	71	29	38	
	8 Blank but applicable	13	1	11	
	Blank	5579	1414	2311	

Position	Item description and code	Counts			Source and notes
		M	C	P	
523	<u>Because there were no (Hispanic) staff members at the office or clinic?</u>				ASPQ A-31
	1 Yes	109	16	61	
	2 No	5646	1437	2345	
	8 Blank but applicable	12	1	8	
	Blank	6	0	2	
524	<u>Did this problem prevent you from getting medical care for yourself?</u>				ASPQ A-32
	1 Yes	67	3	45	
	2 No	40	13	16	
	8 Blank but applicable	14	1	8	
	Blank	5652	1437	2347	
525	<u>About how long has it been since you had a routine physical examination; that is, not for a particular illness, but for a general checkup?</u>				ASPQ A-33
	1 Less than 1 year ago	1441	513	927	
	2 1 Year through less than 2 years ago	1010	260	540	
	3 2 Years through less than 5 years ago	1074	314	409	
	4 5 or more years ago	1059	235	310	
	5 Never	1133	123	148	
	8 Blank but applicable	2	3	15	
	9 Don't know	48	6	65	
	Blank	6	0	2	
526	<u>During the past 12 months, that is, since (date) a year ago, were you a patient in a hospital overnight or longer?</u>				ASPQ A-34
	1 Yes	687	169	324	
	2 No	5078	1284	2087	
	8 Blank but applicable	2	1	3	
	Blank	6	0	2	
527-528	<u>During the past 12 months, how many different times did you stay in the hospital overnight or longer?</u>				ASPQ A-35 See Note 16
	01-60 Times	684	165	321	
	88 Blank but applicable	5	5	6	
	Blank	5084	1284	2089	
SELECTED CONDITIONS (POS. 529-558)					
529	<u>Were you ever told by a doctor that you had tuberculosis?</u>				ASPQ B-1
	1. Yes	134	6	42	
	2 No	5631	1448	2370	
	8 Blank but applicable	2	0	2	
	Blank	6	0	2	

Position	Item description and code	M	Counts C	P	Source and notes
530	Have you ever lived in a household with a person who had active tuberculosis?				ASPQ B-2
	1 Yes	314	45	131	
	2 No	5389	1405	2273	
	8 Blank but applicable	2	1	3	
	9 Don't know	62	3	7	
	Blank	6	0	2	
531	Have you ever had anemia, sometimes called "tired blood" or "low blood"?				ASPQ B-3
	1 Yes	860	273	519	
	2 No	4857	1167	1852	
	8 Blank but applicable	0	0	1	
	9 Don't know	50	14	42	
	Blank	6	0	2	
532	Did a doctor ever tell you that you had anemia?				ASPQ B-4
	1 Yes	818	257	492	
	2 No	40	15	27	
	8 Blank but applicable	2	1	1	
	Blank	4913	1181	1896	
533	Do you still have anemia?				ASPQ B-5
	1 Yes	92	25	104	
	2 No	551	175	277	
	8 Blank but applicable	3	1	1	
	9 Don't know	174	57	111	
	Blank	4953	1196	1923	
534	Were you treated for this condition by a doctor?				ASPQ B-6
	1 Yes	771	236	451	
	2 No	43	18	36	
	8 Blank but applicable	6	4	6	
	Blank	4953	1196	1923	
535	About how tall are you without shoes?				ASPQ B-7 See Note 16
	2-6 Feet	5379	1426	2332	
	8 Blank but applicable	388	28	82	
	Blank	6	0	.2	
536-537	00-11 Inches	5361	1421	2321	
	88 Blank but applicable	406	33	93	
	Blank	6	0	2	
538-540	About how much do you weigh without shoes?				ASPQ B-8 See Note 16
	045-550 Pounds	5515	1436	2356	
	888 Blank but applicable	252	18	58	
	Blank	6	0	2	
541-543	About how much did you weigh just before you became pregnant? (Asked only of women who were pregnant at time of interview)				ASPQ B-8
	088-200 Pounds	88	14	23	
	888 Blank but applicable	9	0	2	
	Blank	5676	1440	2391	

Position	Item description and code	Counts			Source and notes
		M	C	P	
544	Do you now consider yourself to be overweight, underweight, or about right?				ASPQ B-9
	1 Overweight	2752	676	971	
	2 Underweight	406	132	281	
	3 About right	2558	641	1137	
	8 Blank but applicable	16	4	7	
	9 Don't know	35	1	18	
	Blank	6	0	2	
545	Blank				
546-548	About how much did you weigh when you were 25? (Asked only of persons ages 26 years or older)				ASPQ B-11
	060-375 Pounds	3240	1058	1339	
	888 Blank but applicable	198	15	55	
	Blank	2335	381	1022	
549	Do you have trouble biting or chewing any kinds of food, such as firm meats or apples?				ASPQ B-12
	1 Yes	997	172	353	
	2 No	4763	1281	2049	
	8 Blank but applicable	7	1	12	
	Blank	6	0	2	
550	How would you describe the condition of your <u>teeth</u>: excellent, very good, good, fair, or poor?				ASPQ B-13
	1 Excellent	485	201	255	
	2 Very good	646	150	310	
	3 Good	1695	394	651	
	4 Fair	1757	396	751	
	5 Poor	920	190	298	
	6 Has no teeth	260	119	146	
	8 Blank but applicable	4	4	3	
	Blank	6	0	2	
551	How would you describe the condition of your <u>gums</u>: excellent, very good, good fair, or poor?				ASPQ B-14
	1 Excellent	607	293	360	
	2 Very good	797	196	362	
	3 Good	2595	711	985	
	4 Fair	1342	197	544	
	5 Poor	412	51	160	
	8 Blank but applicable	14	6	3	
	Blank	6	0	2	
552	About how long has it been since you <u>last</u> saw a dentist or dental hygienist for dental care?				ASPQ B-15
	1 6 months ago or less	1396	458	839	
	2 Over 6 months through 12 months	929	274	453	
	3 Over 12 months through 2 years	927	261	427	
	4 Over 2 years through 5 years	1069	269	375	
	5 More than 5 years	869	168	267	
	6 Never	551	23	35	
	8 Blank but applicable	3	0	2	
	9 Don't know	23	1	16	
	Blank	6	0	2	

Position	Item description and code	M	Counts C	P	Source and notes
553-554	What was the main reason for your last visit for dental care?				ASPQ B-16 See Note 17
	01 Regular checkup	873	327	764	
	02 For cleaning teeth	954	258	335	
	03 To have teeth filled	1036	291	336	
	04 Trouble with gums	69	20	62	
	05 To have teeth pulled or other surgery (including root canal)	1292	261	435	
	06 Toothache	186	38	121	
	07 Adjustment or repair of dental plate	186	56	122	
	08 To have a dental plate made	255	125	131	
	09 For a prescription	1	1	0	
	11 Some other reason, specified <u>and</u> unspecified	336	52	63	
	88 Blank but applicable	28	2	10	
	Blank	557	23	37	
555	Have you ever had your teeth cleaned by a dentist or dental hygienist?				ASPQ B-17
	1 Yes	2958	997	1746	
	2 No	1303	176	291	
	8 Blank but applicable	1	0	7	
	Blank	1511	281	372	
556	When was the last time they were cleaned?				ASPQ B-18 See Note 16
	1 6 months ago or less	644	212	519	
	2 Over 6 months through 12 months	519	203	332	
	3 Over 12 months through 2 years	562	186	316	
	4 Over 2 years through 5 years	709	232	317	
	5 More than 5 years	502	158	244	
	8 Blank but applicable	9	2	10	
	9 Don't know	14	4	15	
	Blank	2814	457	663	
557	During the past 2 years, how many times have you had your teeth cleaned by a dentist or dental hygienist?				ASPQ B-19
	0 None	112	28	39	
	1 Once	1108	344	638	
	2 Twice	815	276	507	
	3 Three times	223	73	119	
	4 Four or more times	362	123	173	
	8 Blank but applicable	33	4	10	
	9 Don't know	35	13	26	
	Blank	3085	593	904	
558	Are you covered by health insurance that pays for dental care?				ASPQ B-20
	1 Yes	2061	420	1040	
	2 No	3604	1007	1331	
	8 Blank but applicable	4	2	8	
	9 Don't know	98	25	35	
	Blank	6	0	2	
	DIABETES (POS. 559-602)				
559	Do you have diabetes or sugar diabetes?				ASPQ C-1
	1 Yes	274	50	128	
	2 No	5491	1404	2285	
	8 Blank but applicable	2	0	1	
	Blank	6	0	2	

Position	Item description and code	M	Counts C	P	Source and notes
560	Did a doctor tell you that you have it?				ASPQ C-2
	1 Yes	270	49	124	
	2 No	4	1	3	
	8 Blank but applicable	2	0	2	
	Blank	5497	1404	2287	
561	Did any other health professional, such as a nurse or physician's assistant, tell you that you have it?				ASPQ C-3
	1 Yes	0	0	1	
	2 No	4	1	2	
	8 Blank but applicable	2	0	2	
	Blank	5767	1453	2411	
562-563	How long ago did the (doctor/health professional) first tell you that you had diabetes?				ASPQ C-4 See Note 16
	00 Less than 1 year ago	24	8	11	
	01-38 Years	245	41	111	
	88 Blank but applicable	3	0	5	
	Blank	5501	1405	2289	
564-565	How old were you then?				ASPQ C-5 See Note 16
	07-73 Years of age	269	49	122	
	88 Blank but applicable	3	0	5	
	Blank	5501	1405	2289	
566	Have you ever been told by a doctor or other health professional that you have <u>borderline diabetes</u> ?				ASPQ C-6
	1 Yes	125	15	35	
	2 No	5631	1435	2368	
	8 Blank but applicable	11	4	11	
	Blank	6	0	2	
567-568	How old were you then?				ASPQ C-7 See Note 16
	11-69 Years of age	104	9	30	
	88 Blank but applicable	32	10	16	
	Blank	5637	1435	2370	
569	Have you ever been told by a doctor or other health professional that you have <u>potential diabetes</u> ?				ASPQ C-6
	1 Yes	66	12	21	
	2 No	5689	1440	2380	
	8 Blank but applicable	12	2	13	
	Blank	6	0	2	
570-571	How old were you then?				ASPQ C-7 See Note 16
	00 Less than 1 year old	1	0	0	
	01-71 Years of age	55	7	17	
	88 Blank but applicable	22	7	17	
	Blank	5695	1440	2382	

Position	Item description and code	M	Counts C	P	Source and notes
572	Have you ever been told by a doctor or other health professional that you have <u>prediabetes</u>?				ASPQ C-6
	1 Yes	20	16	13	
	2 No	5735	1435	2388	
	8 Blank but applicable	12	3	13	
	Blank	6	0	2	
573-574	How old were you then?				ASPQ C-7 See Note 16
	15-71 Years of age	17	11	10	
	88 Blank but applicable	15	8	16	
	Blank	5741	1435	2390	
575	Blank				
	When you were first told by a (doctor/health professional) that you had (diabetes/...), were any of the following tests done? (Pos. 576-578)				ASPQ C-9
576	<u>The oral glucose tolerance test, in which you drink a sweet drink and samples of your blood are taken from your arm for a few hours afterwards?</u>				
	1 Yes	206	50	87	
	2 No	156	20	46	
	8 Blank but applicable	3	2	9	
	9 Don't know	17	1	9	
	Blank	5391	1381	2265	
577	<u>A test for sugar or glucose in your urine?</u>				
	1 Yes	338	61	125	
	2 No	29	10	13	
	8 Blank but applicable	4	1	9	
	9 Don't know	11	1	4	
	Blank	5391	1381	2265	
578	<u>A test for sugar or glucose in your blood?</u>				
	1 Yes	342	68	130	
	2 No	23	3	7	
	8 Blank but applicable	4	2	9	
	9 Don't know	13	0	5	
	Blank	5391	1381	2265	
579	Were you a patient in a hospital at the time a (doctor/health professional) first told you that you had (diabetes/...)?				ASPQ C-10
	1 Yes	94	16	45	
	2 No	284	55	97	
	8 Blank but applicable	4	2	9	
	Blank	5391	1381	2265	

Position	Item description and code	M	Counts C	P	Source and notes
580	(Not counting that first time) Have you ever been hospitalized because of your (diabetes/...)?				ASPQ C-11
	1 Yes	58	9	24	
	2 No	321	62	118	
	8 Blank but applicable	3	2	9	
	Blank	5391	1381	2265	
581-583	About how much did you weigh when you were first told you had (diabetes/...)?				ASPQ C-12
	012-350 Pounds	353	66	129	
	888 Blank but applicable	29	7	22	
	Blank	5391	1381	2265	
584	Have you ever taken insulin injections?				ASPQ C-13
	1 Yes	110	19	48	
	2 No	270	52	97	
	8 Blank but applicable	2	2	6	
	Blank	5391	1381	2265	
585	Have you been taking insulin injections for most of the past 12 months?				ASPQ C-14
	1 Yes	77	10	35	
	2 No	33	9	13	
	8 Blank but applicable	2	2	6	
	Blank	5661	1433	2362	
586	Are you now taking insulin injections?				ASPQ C-15
	1 Yes	70	9	38	
	2 No	40	10	10	
	8 Blank but applicable	2	2	6	
	Blank	5661	1433	2362	
587-589	About how many units per day do you take?				ASPQ C-16
	001-175 Units per day	70	8	37	
	888 Blank but applicable	2	3	7	
	Blank	5701	1443	2372	
590-591	How many years (have you been taking/did you take) insulin injections?				ASPQ C-17 See Note 16
	00 Less than 1 year	32	10	15	
	01-36 Years	78	9	32	
	88 Blank but applicable	2	2	7	
	Blank	5661	1433	2362	
592	Have you ever taken diabetes pills?				ASPQ C-18
	1 Yes	214	37	82	
	2 No	166	34	63	
	8 Blank but applicable	2	2	6	
	Blank	5391	1381	2265	
593	Have you been taking them most of the past 12 months?				ASPQ C-19
	1 Yes	107	21	44	
	2 No	107	16	38	
	8 Blank but applicable	2	2	6	
	Blank	5557	1415	2328	

Position	Item description and code	M	Counts C	P	Source and notes
594	Are you now taking diabetes pills?				ASPQ C-20
	1 Yes	101	23	40	
	2 No	113	14	42	
	8 Blank but applicable	2	2	6	
	Blank	5557	1415	2328	
595	What is the name of the medicine you are taking?				ASPQ C-21 See Note 17
	1 Diabinese	64	16	25	
	2 Dymelor	3	0	1	
	3 Orinase (Tolbutamide)	11	2	3	
	4 Tolinase	9	3	2	
	5 Mellitron	1	0	0	
	6 Diabeta/Micronase	1	0	1	
	7 Other specified, non-diabetes medication	5	0	2	
	8 Blank but applicable	9	4	12	
	Blank	5670	1429	2370	
596-597	How many years (have you been taking/did you take) diabetes pills?				ASPQ C-22 See Note 16
	00 Less than 1 year	58	7	19	
	01-36 Years	153	28	61	
	88 Blank but applicable	4	4	8	
	Blank	5558	1415	2328	
598	Has a doctor, nurse, or other health professional ever given you a diet or instructions on what foods to eat for your (diabetes/...)?				ASPQ C-23
	1 Yes	301	57	113	
	2 No	78	14	29	
	8 Blank but applicable	3	2	9	
	Blank	5391	1381	2265	
599	Do you now follow the diet or instructions?				ASPQ C-24
	1 Yes	146	30	63	
	2 No	155	27	50	
	8 Blank but applicable	3	2	9	
	Blank	5469	1395	2294	
600	Do you carry or wear anything which identifies you as having (diabetes/...)?				ASPQ C-25
	1 Yes	46	8	29	
	2 No	333	63	112	
	8 Blank but applicable	3	2	10	
	Blank	5391	1381	2265	
601	When did you last see or talk to a doctor or other health professional about your (diabetes/...)?				ASPQ C-26
	1 During the past 2 weeks	56	10	49	
	2 Over 2 weeks through 6 months	155	30	51	
	3 Over 6 months through 12 months	43	8	15	
	4 Over 12 months through 2 years	44	6	6	
	5 Over 2 years through 5 years	35	12	14	
	6 Over 5 years ago	44	5	6	
	8 Blank but applicable	5	2	10	
	Blank	5391	1381	2265	

Position	Item description and code	Counts			Source and notes
		M	C	P	
602	About how many times a year do you see a doctor or other health professional about your (diabetes/...)?				ASPQ C-27
	1 Less than once a year	5	1	5	
	2 Once	18	1	7	
	3 Twice	25	3	6	
	4 3-4 times	41	8	22	
	5 5 or more times	68	16	46	
	6 No regular schedule	80	16	23	
	8 Blank but applicable	22	5	16	
	Blank	5514	1404	2291	
	VISION AND HEARING (POS. 603-628)				
603	Have you <u>ever</u> had trouble seeing with one or both eyes when <u>not</u> wearing glasses or contact lenses?				ASPQ D-1
	1 Yes	2992	903	1417	
	2 No	2775	551	996	
	8 Blank but applicable	0	0	1	
	Blank	6	0	2	
604-605	How old were you when you first began having trouble seeing?				ASPQ D-2
	01 0-4 years old	63	24	46	
	02 5-9 years old	320	65	197	
	03 10-19 years old	967	189	413	
	04 20-29 years old	369	70	134	
	05 30-39 years old	295	145	149	
	06 40-49 years old	599	301	318	
	07 50-59 years old	287	82	120	
	08 60-64 years old	54	17	24	
	09 65 years old or older	24	9	7	
	88 Blank but applicable	14	1	10	
	Blank	2781	551	998	
606	Did you <u>ever</u> see a doctor about it?				ASPQ D-3
	1 Yes	2600	852	1319	
	2 No	391	51	96	
	8 Blank but applicable	1	0	3	
	Blank	2781	551	998	
607	Do you wear glasses or contact lenses?				ASPQ D-4
	1 Yes	2234	799	1135	
	2 No	758	104	282	
	8 Blank but applicable	0	0	1	
	Blank	2781	551	998	
608	Do you have trouble with your vision even when wearing glasses or contact lenses?				ASPQ D-5
	1 Yes	468	114	266	
	2 No	1764	684	863	
	8 Blank but applicable	2	1	7	
	Blank	3539	655	1280	
609	Have you ever worn glasses or contact lenses?				ASPQ D-6
	1 Yes	267	49	140	
	2 No	490	55	142	
	8 Blank but applicable	1	0	1	
	Blank	5015	1350	2133	

Position	Item description and code	M	Counts C	P	Source and notes
Why did you stop wearing them? (Pos. 610-615)					ASPQ D-7
(MARK ALL THAT APPLY)					See Note 17
610	1 No longer need them	74	10	40	
	8 Blank but applicable	2	3	1	
	Blank	5697	1441	2375	
611	1 Didn't seem to help	33	5	15	
	8 Blank but applicable	2	3	1	
	Blank	5738	1446	2400	
612	1 Inconvenient	77	17	37	
	8 Blank but applicable	2	3	1	
	Blank	5694	1434	2378	
613	1 Broken, lost or stolen	49	10	31	
	8 Blank but applicable	2	3	1	
	Blank	5722	1441	2384	
614	1 Too expensive	28	1	2	
	8 Blank but applicable	2	3	1	
	Blank	5743	1450	2413	
615	1 Other, not specified	2	0	1	
	2 Other, specified	22	5	23	
	8 Blank but applicable	2	3	1	
	Blank	5747	1446	2391	
What (are/were) your glasses or contact lenses prescribed for? (Pos. 616-619)					ASPQ D-8
(MARK ALL THAT APPLY)					See Note 17
616	1 Reading/close work	1529	626	917	
	8 Blank but applicable	16	5	11	
	Blank	4228	823	1488	
617	1 Seeing distant objects	1295	443	643	
	8 Blank but applicable	16	5	11	
	Blank	4462	1006	1762	
618	1 Astigmatism	56	24	14	
	8 Blank but applicable	16	5	11	
	Blank	5701	1425	2391	
619	1 Other, not specified	21	1	1	
	2 Other, specified	132	37	65	
	8 Blank but applicable	16	5	11	
	Blank	5604	1411	2339	
620	How often (do/did) you use your glasses or contacts: All of the time, most of the time, hardly ever, or never?				ASPQ D-9
	1 All of the time	1055	354	434	
	2 Most of the time	710	214	440	
	3 Hardly ever	634	247	334	
	4 Never	91	26	59	
	8 Blank but applicable	12	7	9	
	Blank	3271	606	1140	

Position	Item description and code	Counts			Source and notes
		M	C	P	
621	When was the last time you had your vision tested?				ASPQ D-10
	1 6 mos. ago or less	1157	368	694	
	2 Over 6 mos. through 12 mos.	1057	317	526	
	3 Over 12 mos. through 2 years	1040	281	458	
	4 Over 2 years through 5 years	1193	280	384	
	5 More than 5 years	657	116	209	
	6 Never	588	86	100	
	8 Blank but applicable	5	1	1	
	9 Don't know	70	5	42	
	Blank	6	0	2	
622	Have you <u>ever</u> had trouble hearing with one or both ears? Do not include any problems which lasted just a short period of time such as during a cold.				ASPQ D-11
	1 Yes	878	139	293	
	2 No	4887	1315	2121	
	8 Blank but applicable	2	0	0	
	Blank	6	0	2	
623	Did you <u>ever</u> see a doctor about it?				ASPQ D-12
	1 Yes	476	96	198	
	2 No	398	42	93	
	8 Blank but applicable	6	1	2	
	Blank	4893	1315	2123	
624	How old were you when you first began having trouble hearing?				ASPQ D-13
	1 0-4 years old	47	9	19	
	2 5-9 years old	81	9	29	
	3 10-19 years old	196	14	78	
	4 20-29 years old	166	16	45	
	5 30-39 years old	115	25	26	
	6 40-49 years old	117	28	45	
	7 50 years old or older	150	37	48	
	8 Blank but applicable	8	1	3	
	Blank	4893	1315	2123	
625	Since this trouble began, has it gotten worse, gotten better, or stayed about the same?				ASPQ D-14
	1 Gotten worse	156	22	55	
	2 Gotten better	179	29	80	
	3 Stayed the same	541	87	158	
	8 Blank but applicable	4	1	0	
	Blank	4893	1315	2123	
626	Have you <u>ever</u> had an operation on your ears? (Including having tubes placed in ears.)				ASPQ D-15
	1 Yes	74	20	34	
	2 No	803	118	259	
	8 Blank but applicable	3	1	0	
	Blank	4893	1315	2123	
627	Have you <u>ever</u> used a hearing aid?				ASPQ D-16
	1 Yes	37	10	20	
	2 No	840	127	273	
	8 Blank but applicable	3	2	0	
	Blank	4893	1315	2123	

Position	Item description and code	Counts			Source and notes
		M	C	P	
628	How would you describe your hearing (without a hearing aid) - good, you have a little trouble, you have a lot of trouble, or you are deaf?				ASPQ D-17
	1 Good	265	45	87	
	2 Little trouble	542	75	169	
	3 Lot of trouble	62	12	32	
	4 Deaf	8	5	5	
	8 Blank but applicable	3	2	0	
	Blank	4893	1315	2123	
HYPERTENSION (POS. 629-681)					
629	About how long has it been since you last had your blood pressure taken?				ASPQ E-1
	1 6 months ago or less	2941	914	1527	
	2 Over 6 months through 1 year ago	891	182	378	
	3 Over 1 year ago	1579	302	433	
	4 Never	346	50	69	
	8 Blank but applicable	10	6	7	
	Blank	6	0	2	
630-631	Who took your blood pressure the last time?				ASPQ E-2 See Note 17
	01 Medical doctor	1941	932	1494	
	02 Nurse	3100	266	700	
	03 Other health professional, not specified	23	10	10	
	04 Other health professional, specified	106	32	51	
	05 Family member	50	36	11	
	06 Friend	14	24	4	
	07 Yourself	60	66	17	
	08 Other, not specified	0	0	0	
	09 Other, specified	39	21	26	
	88 Blank but applicable	7	2	9	
	99 Don't know	81	15	23	
	Blank	352	50	71	
632-633	What were you told when you last had your blood pressure taken?				ASPQ E-3
	01 High, needs treatment	140	72	113	
	02 High, needs to be watched	116	26	81	
	03 High, no worry	165	52	100	
	04 Normal	3925	1061	1800	
	05 Something else, not specified	12	1	4	
	06 Something else, specified	127	70	75	
	07 Told numbers but no explanation	32	5	5	
	08 Not told anything	731	39	125	
	88 Blank but applicable	13	2	4	
	99 Don't know	100	10	21	
	Blank	412	116	88	
634	The last time you took your blood pressure, did you use a coin operated unit or some other equipment?				ASPQ E-4
	1 Coin operated	27	31	5	
	2 Other equipment, not specified	4	5	1	
	3 Other equipment, specified	28	28	11	
	8 Blank but applicable	1	2	0	
	Blank	5713	1388	2399	

Position	Item description and code	M	Counts C	P	Source and notes
635	Was your reading high, low, or normal?				ASPQ E-5
	1 High	4	7	2	
	2 Low	4	5	1	
	3 Normal	51	53	13	
	8 Blank but applicable	1	0	0	
	9 Don't know	0	1	1	
	Blank	5713	1388	2399	
636	Do you think that people with high blood pressure can tell when their blood pressure is high?				ASPQ E-6
	1 Yes	2850	839	1235	
	2 No	1459	245	610	
	8 Blank but applicable	11	0	7	
	9 Don't know	1447	370	562	
	Blank	6	0	2	
637	Have you <u>ever</u> been told by a doctor that you had high blood pressure?				ASPQ E-7
	1 Yes	953	359	578	
	2 No	4810	1095	1834	
	8 Blank but applicable	4	0	2	
	Blank	6	0	2	
638	Another name for high blood pressure is hypertension. Have you <u>ever</u> been told by a doctor that you had hypertension?				ASPQ E-8
	1 Yes	19	4	4	
	2 No	4790	1091	1830	
	8 Blank but applicable	5	0	2	
	Blank	959	359	580	
639	Have you <u>ever</u> been told by any other health professional, such as a nurse or a physician's assistant, that you had high blood pressure or hypertension?				ASPQ E-9
	1 Yes	20	0	4	
	2 No	4772	1091	1826	
	8 Blank but applicable	3	0	2	
	Blank	978	363	584	
640	How many times were you told that you had (high blood pressure/hypertension): once, or two or more times?				ASPQ E-10
	1 Once	407	109	182	
	2 Two or more times	579	248	394	
	8 Blank but applicable	9	6	12	
	Blank	4778	1091	1828	
641	Have you <u>ever</u> been advised by a doctor or other health professional to lose weight because of your (high blood pressure/hypertension)?				ASPQ E-11
	1 Yes	509	179	294	
	2 No	480	179	283	
	8 Blank but applicable	6	5	11	
	Blank	4778	1091	1828	

Position	Item description and code	M	Counts C	P	Source and notes
642	Did you lose as much weight as you were advised to lose?				ASPQ E-12
	1 Yes	229	80	141	
	2 No	279	99	152	
	8 Blank but applicable	7	5	12	
	Blank	5258	1270	2111	
643	Are you <u>now</u> at the weight that was recommended for you because of your (high blood pressure/hypertension)?				ASPQ E-13
	1 Yes	118	36	81	
	2 No	387	143	211	
	8 Blank but applicable	10	5	13	
	Blank	5258	1270	2111	
644	Are you now trying to lose weight because of your (high blood pressure/hypertension)?				ASPQ E-14
	1 Yes	266	101	147	
	2 No	124	42	66	
	8 Blank but applicable	7	5	11	
	Blank	5376	1306	2192	
645	Are you trying to maintain your current weight?				ASPQ E-15
	1 Yes	75	25	51	
	2 No	49	17	15	
	8 Blank but applicable	7	5	11	
	Blank	5642	1407	2339	
	Why aren't you trying to lose weight? (Pos. 846-851) (MARK ALL THAT APPLY)				ASPQ E-16 See Note 17
646	1 Didn't do any good	9	5	7	
	8 Blank but applicable	7	5	12	
	9 Don't know/no reason	16	3	10	
	Blank	5741	1441	2387	
647	1 Doctor said to stop	1	0	0	
	8 Blank but applicable	7	5	12	
	9 Don't know/no reason	16	3	10	
	Blank	5749	1446	2394	
648	1 Don't need to anymore	5	3	4	
	8 Blank but applicable	7	5	12	
	9 Don't know/no reason	16	3	10	
	Blank	5745	1443	2390	
649	1 Too much trouble	48	21	38	
	8 Blank but applicable	7	5	12	
	9 Don't know/no reason	16	3	10	
	Blank	5702	1425	2356	
650	1 Needs to diet/no willpower	22	4	6	
	8 Blank but applicable	7	5	12	
	9 Don't know/no reason	16	3	10	
	Blank	5728	1442	2388	
651	1 Other reason, not specified	0	1	0	
	2 Other reason, specified	26	6	7	
	8 Blank but applicable	7	5	12	
	9 Don't know/no reason	16	3	10	
	Blank	5724	1439	2387	

Position	Item description and code	M	Counts C	P	Source and notes
652	Have you <u>ever</u> been advised by a doctor or other health professional to use less salt because of your (high blood pressure/hypertension)?				ASPQ E-17
	1 Yes	614	268	410	
	2 No	374	90	166	
	8 Blank but applicable	7	5	12	
	Blank	4778	1091	1828	
653	Did you ever reduce your use of salt after you were advised to do so because of your (high blood pressure/hypertension)?				ASPQ E-18
	1 Yes	545	255	367	
	2 No	69	13	43	
	8 Blank but applicable	7	5	12	
	Blank	5152	1181	1994	
	Why didn't you ever reduce your use of salt? (Pos. 654-658) (MARK ALL THAT APPLY)				ASPQ E-19 See Note 17
654	1 Didn't do any good	1	0	1	
	8 Blank but applicable	6	6	11	
	9 Don't know/no reason	6	0	4	
	Blank	5760	1448	2400	
655	1 Didn't think it would work	6	3	5	
	8 Blank but applicable	6	6	11	
	9 Don't know/no reason	6	0	4	
	Blank	5755	1445	2396	
656	1 Too much trouble	20	5	23	
	8 Blank but applicable	6	6	11	
	9 Don't know/no reason	6	0	4	
	Blank	5741	1443	2378	
657	1 Taste	30	1	10	
	8 Blank but applicable	6	6	11	
	9 Don't know/no reason	6	0	4	
	Blank	5731	1447	2391	
658	1 Other reason, not specified	0	0	0	
	2 Other reason, specified	7	3	4	
	8 Blank but applicable	6	6	11	
	9 Don't know/no reason	6	0	4	
	Blank	5754	1445	2397	
659	Do you <u>now</u> use more salt, less salt, or about the same amount of salt as you did when you were advised to use less salt?				ASPQ E-20
	1 More	5	1	2	
	2 Less	483	240	342	
	3 Same	57	14	23	
	8 Blank but applicable	6	5	11	
	Blank	5222	1194	2038	
	Why don't you use less salt now? (POS. 660-666) (MARK ALL THAT APPLY)				ASPQ E-21 See Note 17
660	1 Didn't do any good	0	0	0	
	8 Blank but applicable	6	7	14	
	9 Don't know/no reason	5	1	4	
	Blank	5762	1446	2398	

Position	Item description and code	M	Counts C	P	Source and notes
661	1 Didn't think it would work	7	0	0	
	8 Blank but applicable	6	7	14	
	9 Don't know/no reason	5	1	4	
	Blank	5755	1446	2398	
662	1 Doctor said could use more salt	9	1	2	
	8 Blank but applicable	6	7	14	
	9 Don't know/no reason	5	1	4	
	Blank	5753	1445	2396	
663	1 Too much trouble	18	5	6	
	8 Blank but applicable	6	7	14	
	9 Don't know/no reason	5	1	4	
	Blank	5744	1441	2392	
664	1 Taste	12	2	7	
	8 Blank but applicable	6	7	14	
	9 Don't know/no reason	5	1	4	
	Blank	5750	1444	2391	
665	1 No need/feels ok	9	1	0	
	8 Blank but applicable	6	7	14	
	9 Don't know/no reason	5	1	4	
	Blank	5753	1445	2398	
666	1 Other reason, not specified	0	0	0	
	2 Other reason, specified	3	3	3	
	8 Blank but applicable	6	7	14	
	9 Don't know/no reason	5	1	4	
	Blank	5759	1443	2395	
667	Has a doctor <u>ever</u> prescribed medicine for your (high blood pressure/hypertension)?				ASPQ E-22
	1 Yes	589	235	308	
	2 No	399	122	269	
	8 Blank but applicable	7	6	11	
	Blank	4778	1091	1828	
668	Are you <u>now</u> taking any medicine prescribed by a doctor for your (high blood pressure/ hypertension)?				ASPQ E-23
	1 Yes	331	142	167	
	2 No	258	94	141	
	8 Blank but applicable	7	5	11	
	Blank	5177	1213	2097	
669	A good many people have trouble remembering to take their medicine regularly. Would you say that you take your medicine exactly as you should every day, that you miss sometimes but not often, that you miss a lot, that you hardly ever take your medicine as you should, or that you never take your medicine as you should?				ASPQ E-24
	1 Exactly every day	261	117	126	
	2 Miss sometimes	62	20	32	
	3 Miss a lot	4	2	5	
	4 Hardly ever take as should	3	2	2	
	5 Never take as should	1	1	1	
	8 Blank but applicable	7	5	12	
	Blank	5435	1307	2238	

Position	Item description and code	M	Counts C	P	Source and notes
	Why did you stop taking your medicine? (Pos. 670-678) (MARK ALL THAT APPLY)				ASPQ E-25 See Note 17
670	1 Only take when needed	12	14	23	
	8 Blank but applicable	7	8	11	
	9 Don't know	2	1	2	
	Blank	5752	1431	2380	
671	1 Doctor said to stop	54	10	23	
	8 Blank but applicable	7	8	11	
	9 Don't know	2	1	2	
	Blank	5710	1435	2380	
672	1 Didn't need it any more	112	45	47	
	8 Blank but applicable	7	8	11	
	9 Don't know	2	1	2	
	Blank	5652	1400	2356	
673	1 Too much bother	5	4	9	
	8 Blank but applicable	7	8	11	
	9 Don't know	2	1	2	
	Blank	5759	1441	2394	
674	1 Medicine ran out	40	7	21	
	8 Blank but applicable	7	8	11	
	9 Don't know	2	1	2	
	Blank	5724	1438	2382	
675	1 Costs too much	19	4	4	
	8 Blank but applicable	7	8	11	
	9 Don't know	2	1	2	
	Blank	5745	1441	2399	
676	1 Side effects, not specified	1	3	6	
	2 Side effects, specified	18	4	7	
	8 Blank but applicable	7	8	11	
	9 Don't know	2	1	2	
	Blank	5745	1438	2390	
677	1 Stopped on own	14	4	11	
	8 Blank but applicable	7	8	11	
	9 Don't know	2	1	2	
	Blank	5750	1441	2392	
678	1 Other reason, not specified	0	0	0	
	2 Other reason, specified	11	4	5	
	8 Blank but applicable	7	8	11	
	9 Don't know	2	1	2	
	Blank	5759	1441	2398	
679	Do you see a doctor or other health professional regularly about your (high blood pressure/hypertension)?				ASPQ E-26
	1 Yes	343	151	234	
	2 No	645	207	342	
	8 Blank but applicable	7	5	12	
	Blank	4778	1091	1828	

Position	Item description and code	M	Counts C	P	Source and notes
680	About how many times a year do you see a doctor or other health professional about your (high blood pressure/hypertension)?				ASPQ E-27
	0 Never	7	0	0	
	1 Less than once a year	62	8	40	
	2 Once	47	22	43	
	3 Twice	59	31	36	
	4 3-4 times	100	27	62	
	5 5 or more times	163	92	130	
	6 No regular schedule	549	178	261	
	8 Blank but applicable	8	5	16	
	Blank	4778	1091	1828	
681	About how long ago did you see a doctor or other health professional about your (high blood pressure/hypertension)?				ASPQ E-28
	1 Less than 1 month ago	216	106	201	
	2 One month ago	55	21	36	
	3 More than 1 month through 6 months ago	245	95	130	
	4 More than 6 months through 1 year ago	123	33	64	
	5 More than 1 year ago	307	101	135	
	6 Never	39	1	8	
	8 Blank but applicable	10	6	14	
	Blank	4778	1091	1828	
DIGESTIVE DISEASE (POS. 682-755)					
ATTENTION: Questions F2-F40 (Pos. 682-755) were only asked of persons ages 20 years and older.					
682	Has a doctor ever told you that you had gallstones?				ASPQ F-2
	1 Yes	381	105	123	
	2 No	3830	1085	1563	
	8 Blank but applicable	2	3	2	
	Blank	1560	261	728	
683	Have you ever had an x-ray of your gallbladder? For a gallbladder x-ray you take some pills the night before the x-ray and you are not allowed to eat anything until after having the x-ray done.				ASPQ F-3
	1 Yes	851	290	291	
	2 No	3339	898	1391	
	8 Blank but applicable	23	5	6	
	Blank	1560	261	728	
684	Have you ever had surgery or an operation for gallstones or gallbladder disease?				ASPQ F-4
	1 Yes	311	75	98	
	2 No	3899	1115	1588	
	8 Blank but applicable	3	3	2	
	Blank	1560	261	728	
685	How long ago did you have your (last) surgery or operation for your gallbladder?				ASPQ F-5
	1 Less than 5 years ago	93	18	32	
	2 5 or more years ago	216	57	66	
	8 Blank but applicable	5	3	2	
	Blank	5459	1376	2316	

Position	Item description and code	Counts			Source and notes
		M	C	P	
686	During the past year have you had any attacks of nausea and/or vomiting lasting more than 2 hours?				ASPQ F-6
	1 Yes	217	73	119	
	2 No	3993	1118	1566	
	8 Blank but applicable	3	2	3	
	Blank	1560	261	728	
687-689	About how many days in the past year have you had this trouble?				ASPQ F-7 See Note 16
	001-365 Days	198	65	106	
	777 All or almost all year	1	1	2	
	888 Blank but applicable	3	4	7	
	999 Don't know	18	5	7	
	Blank	5553	1379	2294	
690-692	What was the longest period that this trouble lasted during the past year?				ASPQ F-8 See Note 16
	000 Less than 1 day	67	22	36	
	001-365 Days	146	50	79	
	888 Blank but applicable	7	3	7	
	Blank	5553	1379	2294	
693-694	How many times in the past year did you have this trouble for 3 days or longer?				ASPQ F-9 See Note 16
	01-87 Times	78	14	44	
	88 Blank but applicable	6	2	8	
	99 Don't know	16	7	7	
	Blank	5673	1431	2357	
695	In the past year, what is the longest period of time you went without having this trouble?				ASPQ F-10 See Note 16
	1 Less than 1 month	16	8	16	
	2 1 mo. through less than 3 mos.	25	10	16	
	3 3 mos. through less than 6 mos.	35	6	16	
	4 6 mos. or longer	110	43	54	
	8 Blank but applicable	7	4	6	
	9 Don't know	27	4	14	
	Blank	5553	1379	2294	
696-697	How old were you the first time you had this sick feeling that lasted more than 2 hours?				ASPQ F-11
	00 Less than 1 year of age	0	0	1	
	01-74 Years of age	208	70	112	
	88 Blank but applicable	12	5	9	
	Blank	5553	1379	2294	
698	Do you get this feeling while you are eating, after eating, or is it not related to eating?				ASPQ F-12
	1 While eating	7	1	10	
	2 After eating	69	29	29	
	3 Not related to eating	124	42	74	
	8 Blank but applicable	4	2	3	
	9 Don't know	16	1	6	
	Blank	5553	1379	2294	

Position	Item description and code	M	Counts C	P	Source and notes
699	How long after eating do you start to feel sick?				ASPQ F-13
	1 1 hour or less	44	16	22	
	2 More than 1 hour through less than 2 hours	4	2	2	
	3 2 or more hours	20	9	5	
	8 Blank but applicable	5	2	3	
	9 Don't know	0	2	0	
	Blank	5700	1423	2384	
700	Have you ever seen a doctor about this sick feeling? (This item was added to the questionnaire in January 1983, so not all persons in the Mexican-American portion were asked this.)				ASPQ F-14
	1 Yes	70	49	86	
	2 No	58	24	33	
	7 Not asked	92	0	0	
	8 Blank but applicable	0	2	3	
	Blank	5553	1379	2294	
701	What did the doctor say it was? (This item was added to the questionnaire in January 1983, so not all persons in the Mexican-American portion were asked this.)				ASPQ F-15 See Note 20
	0 Gallbladder condition	7	5	4	
	1 Upper gastrointestinal condition	9	10	23	
	2 Lower gastrointestinal condition	3	2	3	
	3 Other or non-specific gastrointestinal condition	9	4	6	
	4 Cardiovascular condition	1	1	2	
	5 Stress, nerves, tension	8	1	8	
	6 Menstrual or reproductive system condition	10	0	3	
	7 Other or non-specific condition	19	20	29	
	8 Blank but applicable	4	8	11	
	9 Not asked	92	0	0	
	Blank	5611	1403	2327	
702	What was the cause of this sick feeling? (This item was added to the questionnaire in January 1983, so not all persons in the Mexican-American portion were asked this.)				ASPQ F-16 See Note 20
	0 Gallbladder condition	2	0	0	
	1 Upper gastrointestinal condition	5	1	1	
	2 Lower gastrointestinal condition	0	0	0	
	3 Other or non-specific gastrointestinal condition	13	6	10	
	4 Cardiovascular condition	0	0	0	
	5 Stress, nerves, tension	3	1	0	
	6 Menstrual or reproductive system condition	1	0	0	
	7 Other or non-specific condition	10	5	9	
	8 Blank but applicable	24	13	16	
	9 Not asked	92	0	0	
	Blank	5623	1428	2380	
703	During the past five years, have you had pain in your abdomen or lower chest which lasted a half hour or more?				ASPQ F-17
	1 Yes	667	155	331	
	2 No	3534	1029	1344	
	8 Blank but applicable	1	2	3	
	9 Don't know	11	7	10	
	Blank	1560	261	728	

Position	Item description and code	M	Counts C	P	Source and notes
	Where was the pain located: (Pos. 704-712)				ASPQ F-18 See Appendix 1
704	1 Location 1 indicated	64	17	75	
	8 Blank but applicable	2	2	3	
	Blank	5707	1435	2338	
705	1 Location 2 indicated	83	18	36	
	8 Blank but applicable	2	2	3	
	Blank	5688	1434	2377	
706	1 Location 3 indicated	293	74	115	
	8 Blank but applicable	2	2	3	
	Blank	5478	1378	2298	
707	1 Location 4 indicated	75	18	52	
	8 Blank but applicable	2	2	3	
	Blank	5696	1434	2361	
708	1 Location 5 indicated	282	62	137	
	8 Blank but applicable	2	2	3	
	Blank	5489	1390	2276	
709	1 Location 6 indicated	13	1	5	
	8 Blank but applicable	2	2	3	
	Blank	5758	1451	2408	
710	1 Location 7 indicated	20	4	11	
	8 Blank but applicable	2	2	3	
	Blank	5751	1448	2402	
711	1 Location 8 indicated	20	5	8	
	8 Blank but applicable	2	2	3	
	Blank	5751	1447	2405	
712	1 Location 9 indicated	52	16	36	
	8 Blank but applicable	2	2	3	
	Blank	5719	1436	2377	
713	When was the last time you had this pain?				ASPQ F-19
	1 6 months ago or less	440	99	239	
	2 Over 6 months through 1 year	66	19	39	
	3 More than 1 year ago	159	37	53	
	8 Blank but applicable	3	2	3	
	Blank	5105	1297	2082	
714	How long does the pain usually last?				ASPQ F-20
	1 1 hour or less	207	44	121	
	2 More than 1 hour through 5 hours	112	28	64	
	3 More than 5 hours through 24 hours	71	14	29	
	4 More than 24 hours	112	28	58	
	8 Blank but applicable	4	4	3	
	9 Don't know	3	2	6	
	Blank	5264	1334	2135	

Position	Item description and code	Counts			Source and notes
		M	C	P	
715	While you are having the pain, is it steady or does it come in waves?				ASPQ F-21
	1 Steady	233	54	97	
	2 Comes in waves	255	56	161	
	3 Both	18	8	20	
	8 Blank but applicable	3	2	3	
	Blank	5264	1334	2135	
716	When you have the pain, do you move around or do you lie still?				ASPQ F-22
	1 Move around	229	41	106	
	2 Lie still	234	58	144	
	3 Both	43	19	28	
	8 Blank but applicable	3	2	3	
	Blank	5264	1334	2135	
717-718	At about what hour does the pain usually start?				ASPQ F-23
	00 No particular time	380	90	196	
	01-12 O'clock (See pos. 719 for a.m./p.m.)	99	22	61	
	88 Blank but applicable	14	4	11	
	99 Don't know	16	4	13	
	Blank	5264	1334	2135	
719	AM/PM				ASPQ F-23
	0 No particular time	380	90	196	
	1 AM	50	10	20	
	2 PM	58	13	46	
	8 Blank but applicable	5	3	6	
	9 Don't know	16	4	13	
	Blank	5264	1334	2135	
720	Have you ever been awakened from sleep by this pain?				ASPQ F-24
	1 Yes	276	58	171	
	2 No	228	58	103	
	8 Blank but applicable	2	2	5	
	9 Don't know	3	2	2	
	Blank	5264	1334	2135	
721	Do you get this pain while you are eating, after eating, or is it not related to eating?				ASPQ F-25
	1 While eating	11	2	11	
	2 After eating	151	36	63	
	3 Not related to eating	325	79	195	
	8 Blank but applicable	2	2	3	
	9 Don't know	20	1	9	
	Blank	5264	1334	2135	
722	How long after eating do you get this pain?				ASPQ F-26
	1 1 hour or less	105	23	47	
	2 More than 1 hour through 2 hours	27	6	9	
	3 More than 2 hours	17	7	6	
	8 Blank but applicable	2	2	3	
	9 Don't know	2	0	1	
	Blank	5620	1416	2350	

Position	Item description and code	M	Counts C	P	Source and notes
723	Do you usually feel sick to your stomach either before or after you get this pain?				ASPQ F-27
	1 Yes	225	50	125	
	2 No	258	64	137	
	8 Blank but applicable	2	2	5	
	9 Don't know	24	4	14	
	Blank	5264	1334	2135	
	Within a day or two of having the pain, have you had any of the following: (Pos. 724-728)				ASPQ F-28
724	<u>Fever or chills?</u>				
	1 Yes	138	30	97	
	2 No	364	87	175	
	8 Blank but applicable	2	2	3	
	9 Don't know	5	1	6	
	Blank	5264	1334	2135	
725	<u>Itching?</u>				
	1 Yes	62	10	52	
	2 No	435	107	221	
	8 Blank but applicable	2	2	3	
	9 Don't know	10	1	5	
	Blank	5264	1334	2135	
726	<u>Yellow Jaundice?</u>				
	1 Yes	25	2	13	
	2 No	470	115	256	
	8 Blank but applicable	2	2	3	
	9 Don't know	12	1	9	
	Blank	5264	1334	2135	
727	<u>Unusually dark-colored urine?</u>				
	1 Yes	97	22	55	
	2 No	375	90	211	
	8 Blank but applicable	2	2	4	
	9 Don't know	35	6	11	
	Blank	5264	1334	2135	
728	<u>Unusually light-colored bowel movements?</u>				
	1 Yes	74	14	55	
	2 No	392	100	203	
	8 Blank but applicable	2	2	3	
	9 Don't know	41	4	20	
	Blank	5264	1334	2135	
729-731	About how many days in the past year have you had this pain in the abdomen or lower chest?				ASPQ F-29 See Note 16
	001-365 Days	422	92	208	
	777 All or almost all year	11	1	4	
	888 Blank but applicable	9	5	20	
	999 Don't know	67	22	49	
	Blank	5264	1334	2135	

Position	Item description and code	Counts			Source and notes
		M	C	P	
732-734	In the past year, what was the longest period of days, weeks, or months in which you did not have this pain?				ASPQ F-30 See Note 16
	000 No time	11	3	19	
	001-365 Days, weeks, or months (See pos. 735 for units)	460	103	212	
	888 Blank but applicable	38	14	50	
	Blank	5264	1334	2135	
735	Units				ASPQ F-30
	0 No time	11	3	19	
	1 Days	76	27	32	
	2 Weeks	47	10	26	
	3 Months	336	66	150	
	8 Blank but applicable	39	14	54	
	Blank	5264	1334	2135	
736-737	How old were you when you had your first attack of the pain?				ASPQ F-31
	00 Less than 1 year of age	0	0	1	
	03-74 Years of age	644	151	312	
	88 Blank but applicable	24	6	21	
	Blank	5105	1297	2082	
738	Have you ever seen a doctor about this pain?				ASPQ F-32
	1 Yes	461	124	245	
	2 No	204	31	85	
	8 Blank but applicable	3	2	4	
	Blank	5105	1297	2082	
739	What did the doctor say it was? (This item was added to the questionnaire in January 1983, so not all persons in the Mexican-American portion were asked this.)				ASPQ F-33 See Note 20
	0 Gallbladder condition	27	12	5	
	1 Upper gastrointestinal condition	52	28	43	
	2 Lower gastrointestinal condition	18	7	9	
	3 Other or non-specific gastrointestinal condition	27	16	30	
	4 Cardiovascular condition	4	10	23	
	5 Stress, nerves, tension	10	10	8	
	6 Menstrual or reproductive system condition	15	4	16	
	7 Other or non-specific condition	79	28	90	
	8 Blank but applicable	28	11	25	
	9 Not asked	204	0	0	
	Blank	5309	1328	2167	
740	What was the cause of this pain? (This item was added to the questionnaire in January 1983, so not all persons in the Mexican-American portion were asked this.)				ASPQ F-34 See Note 20
	0 Gallbladder condition	1	0	0	
	1 Upper gastrointestinal condition	4	3	4	
	2 Lower gastrointestinal condition	0	0	0	
	3 Other or non-specific gastrointestinal condition	24	7	8	
	4 Cardiovascular condition	0	0	0	
	5 Stress, nerves, tension	13	2	1	
	6 Menstrual or reproductive system condition	4	0	3	
	7 Other or non-specific condition	8	3	16	
	8 Blank but applicable	60	18	57	
	9 Not asked	93	0	0	
	Blank	5566	1421	2327	

Position	Item description and code	M	Counts C	P	Source and notes
741	Have you ever received an injection of medication to relieve the pain?				ASPQ F-35 See Note 21
	1 Yes	200	41	87	
	2 No	253	80	153	
	8 Blank but applicable	3	3	7	
	9 Don't know	8	2	2	
	Blank	5309	1328	2167	
742	Have you ever been hospitalized for the pain?				ASPQ F-36 See Note 21
	1 Yes	160	48	81	
	2 No	301	76	162	
	8 Blank but applicable	2	2	6	
	9 Don't know	1	0	0	
	Blank	5309	1328	2167	
	During the past year have you had any of the following kinds of distress after eating? (Pos. 743-748)				ASPQ F-37
743	<u>Fullness or bloating?</u>				
	1 Yes	1214	397	460	
	2 No	2988	794	1219	
	8 Blank but applicable	1	2	2	
	9 Don't know	10	0	7	
	Blank	1560	261	728	
744	<u>Belching?</u>				
	1 Yes	914	330	405	
	2 No	3278	852	1275	
	8 Blank but applicable	2	3	3	
	9 Don't know	19	8	5	
	Blank	1560	261	728	
745	<u>Sickness to your stomach or throwing up?</u>				
	1 Yes	566	277	370	
	2 No	3626	909	1307	
	8 Blank but applicable	3	2	3	
	9 Don't know	18	5	8	
	Blank	1560	261	728	
746	<u>Bitter taste in your mouth?</u>				
	1 Yes	648	240	333	
	2 No	3541	942	1339	
	8 Blank but applicable	5	2	3	
	9 Don't know	19	9	13	
	Blank	1560	261	728	
747	<u>Heartburn or burning pain?</u>				
	1 Yes	1179	451	566	
	2 No	3016	737	1113	
	8 Blank but applicable	2	2	3	
	9 Don't know	16	3	6	
	Blank	1560	261	728	
748	<u>Stomach cramps?</u>				
	1 Yes	510	92	224	
	2 No	3685	1095	1447	
	8 Blank but applicable	2	2	5	
	9 Don't know	16	4	12	
	Blank	1560	261	728	

Position	Item description and code	Counts			Source and notes
		M	C	P	
749	During the past year, how often have you had (this feeling/<u>any</u> of these feelings)?				ASPQ F-38
	1 Once or twice	287	115	195	
	2 3 or more times, but less than once per month	401	157	196	
	3 About once per month	538	133	161	
	4 Weekly or almost weekly	456	145	146	
	5 Daily or almost daily	320	109	132	
	8 Blank but applicable	52	15	21	
	Blank	3719	780	1565	
	Is the distress caused by any of the following foods? (Pos. 750-754)				ASPQ F-39
750	<u>Milk?</u>				
	1 Yes	330	94	137	
	2 No	1647	546	661	
	8 Blank but applicable	14	5	10	
	9 Don't know	63	29	43	
	Blank	3719	780	1565	
751	<u>Fatty foods?</u>				
	1 Yes	1029	367	466	
	2 No	943	268	332	
	8 Blank but applicable	14	5	11	
	9 Don't know	68	34	42	
	Blank	3719	780	1565	
752	<u>Green vegetables?</u>				
	1 Yes	211	59	72	
	2 No	1792	587	730	
	8 Blank but applicable	15	5	12	
	9 Don't know	36	23	37	
	Blank	3719	780	1565	
753	<u>Seafood?</u>				
	1 Yes	134	80	102	
	2 No	1864	571	702	
	8 Blank but applicable	17	5	12	
	9 Don't know	39	18	35	
	Blank	3719	780	1565	
754	<u>Any other food?</u>				
	1 Yes, not specified	6	6	3	
	2 No	902	371	485	
	3 Yes, food specified	1058	260	302	
	8 Blank but applicable	14	5	19	
	9 Don't know	74	32	42	
	Blank	3719	780	1565	
755	How often do you have a bowel movement?				ASPQ F-40
	1 3 or more times per day	244	28	80	
	2 Twice per day	1343	191	355	
	3 Once per day	2185	816	1035	
	4 Every other day	208	79	120	
	5 Less than every other day	95	58	73	
	8 Blank but applicable	24	4	18	
	9 Don't know	114	17	7	
	Blank	1560	261	728	
756-769	Blank				

Position	Item description and code	M	Counts C	P	Source and notes
CARDIOVASCULAR CONDITIONS (POS. 770-805)					
ATTENTION: Questions G1-G21 (Pos. 770-805) were only asked of persons ages 20 years and older.					
770	Have you ever had any pain or discomfort in your chest?				ASPQ G-1 See Note 22
	1 Yes	989	245	556	
	2 No	3220	946	1129	
	8 Blank but applicable	4	2	3	
	Blank	1560	261	728	
771	Have you ever had any pressure or heaviness in your chest?				ASPQ G-2 See Note 22
	1 Yes	184	46	65	
	2 No	3037	900	1064	
	8 Blank but applicable	3	2	3	
	Blank	2549	506	1284	
772	Do you get it when you walk uphill or hurry?				ASPQ G-3 See Note 22
	1 Yes	374	74	317	
	2 No	749	200	258	
	3 Never hurries or walks uphill	41	15	39	
	8 Blank but applicable	12	4	10	
	Blank	4597	1161	1792	
773	Do you get it when you walk at an ordinary pace on the level?				ASPQ G-4 See Note 22
	1 Yes	146	26	168	
	2 No	269	63	186	
	8 Blank but applicable	12	4	12	
	Blank	5346	1361	2050	
774	FILTER ITEM FOR QUESTIONS G6-G9 (POS. 775-787)				ASPQ G-5 See Note 22
	1 Yes in G3 (pos. 772) and/or G4 (pos. 773)	391	85	348	
	2 Other	30	6	8	
	8 Blank but applicable	6	2	10	
	Blank	5346	1361	2050	
775	What do you do if you get the (pain or discomfort/pressure or heaviness) while you are walking? Do you stop, slow down, continue at the same pace, or take medicine?				ASPQ G-6 See Note 22
	1 Stop or slow down	324	61	303	
	2 Continue at same pace	46	13	21	
	3 Take medicine	20	10	18	
	8 Blank but applicable	7	3	16	
	Blank	5376	1367	2058	
776	If you stand still, what happens to the (pain or discomfort/pressure or heaviness)? Is it relieved or not?				ASPQ G-7 See Note 22
	1 Relieved	290	64	293	
	2 Not relieved	54	6	28	
	8 Blank but applicable	7	4	16	
	Blank	5422	1380	2079	

Position	Item description and code	Counts			Source and notes
		M	C	P	
777-779	How soon is it relieved?				ASPQ G-8
	000 Immediately	7	2	13	See Note 22
	001-240 Minutes	275	58	268	
	888 Blank but applicable	15	8	28	
	Blank	5476	1386	2107	
	Where is the (pain or discomfort/pressure or heaviness) located? (Pos. 780-787)				ASPQ G-9 See Notes 22,23 and Appendix 1
780	1 Location 1 indicated	8	3	17	
	8 Blank but applicable	7	3	17	
	Blank	5758	1448	2382	
781	1 Location 2 indicated	29	3	47	
	8 Blank but applicable	7	3	17	
	Blank	5737	1448	2352	
782	1 Location 3 indicated	16	6	13	
	8 Blank but applicable	7	3	17	
	Blank	5750	1445	2386	
783	1 Location 4 indicated	187	44	192	
	8 Blank but applicable	7	3	17	
	Blank	5579	1407	2207	
784	1 Location 5 indicated	69	13	59	
	8 Blank but applicable	7	3	17	
	Blank	5697	1438	2340	
785	1 Location 6 indicated	101	19	126	
	8 Blank but applicable	7	3	17	
	Blank	5665	1432	2273	
786	1 Location 7 indicated	22	9	29	
	8 Blank but applicable	7	3	17	
	Blank	5744	1442	2370	
787	1 Location 8 indicated	11	0	9	
	8 Blank but applicable	7	3	17	
	Blank	5755	1451	2390	
788	Did you see a doctor because of your (pain or discomfort/pressure or heaviness)?				ASPQ G-11
	1 Yes	502	176	380	
	2 No	662	114	235	
	8 Blank but applicable	9	3	9	
	Blank	4600	1161	1792	
789	What did the doctor say it was?				ASPQ G-12 See Note 17 and Appendix 2
	1 Coronary heart disease	47	30	283	
	2 Other cardiovascular disease	83	38	34	
	3 Respiratory condition	72	9	8	
	4 Chest pain, non-cardiovascular	151	38	10	
	5 Stress, tension, or nervous condition	51	26	6	
	8 Blank but applicable	14	14	12	
	9 Don't know	93	24	36	
	Blank	5262	1275	2027	

Position	Item description and code	M	Counts C	P	Source and notes
790	Have you ever had a severe pain across the front of your chest lasting for half an hour or more?				ASPQ G-13 See Note 24
	1 Yes	249	51	162	
	2 No	3966	1140	1521	
	8 Blank but applicable	4	2	5	
	Blank	1560	261	728	
791-792	How many of these attacks have you had?				ASPQ G-14 See Note 24
	01-72 Attacks	215	47	135	
	88 Blank but applicable	32	6	32	
	Blank	5526	1401	2249	
	What was the date of your first attack? (Pos. 793-796)				ASPQ G-15 See Note 24
793-794	Month				
	01-12 Month of attack	82	10	42	
	88 Blank but applicable	19	12	28	
	99 Don't know	73	10	50	
	Blank	5599	1422	2296	
795-796	Year				
	36-84 Year of attack	139	22	83	
	88 Blank but applicable	9	5	9	
	99 Don't know	32	5	28	
	Blank	5599	1422	2296	
797	What was the duration of the pain during your first attack?				ASPQ G-16 See Note 24
	1 30-59 minutes	83	10	41	
	2 1-2 hours	24	1	24	
	3 3-5 hours	10	4	9	
	4 6-11 hours	4	3	0	
	5 12-23 hours	8	3	1	
	6 24-47 hours	3	3	4	
	7 2 days or more	26	1	9	
	8 Blank but applicable	9	4	7	
	9 Don't know	7	3	25	
	Blank	5599	1422	2296	
	What was the date of your (last) attack? (Pos. 798-801)				
798-799	Month				ASPQ G-17 See Note 24
	01-12 Month of attack	183	34	102	
	88 Blank but applicable	15	8	18	
	99 Don't know	49	11	47	
	Blank	5526	1401	2249	
800-801	Year				
	31-84 Year of attack	216	46	124	
	88 Blank but applicable	13	3	9	
	99 Don't know	18	4	34	
	Blank	5526	1401	2249	

Position	Item description and code	M	Counts C	P	Source and notes
802	What was the duration of the pain during your (last) attack?				ASPQ G-18 See Note 24
	1 30-59 minutes	100	19	68	
	2 1-2 hours	35	7	19	
	3 3-5 hours	21	9	8	
	4 6-11 hours	4	1	6	
	5 12-23 hours	12	3	1	
	6 24-47 hours	8	3	7	
	7 2 days or more	37	3	17	
	8 Blank but applicable	12	4	10	
	9 Don't know	18	4	31	
	Blank	5526	1401	2249	
803	Did you see a doctor because of this pain?				ASPQ G-19
	1 Yes	142	38	103	
	2 No	101	13	58	
	8 Blank but applicable	4	2	6	
	Blank	5526	1401	2249	
804	What did the doctor say it was?				ASPQ G-20 See Note 17 and Appendix 2
	1 Coronary heart disease	37	16	80	
	2 Other cardiovascular disease	27	7	8	
	3 Respiratory condition	15	1	2	
	4 Chest pain, non-cardiovascular	30	5	1	
	5 Stress, tension, or nervous condition	11	2	2	
	8 Blank but applicable	10	5	8	
	9 Don't know	17	4	8	
	Blank	5626	1414	2307	
805	Have you ever had an electrical recording of your heart, also called an ECG, performed? This involves placing wires on the chest and arms.				ASPQ G-21
	1 Yes	159	44	141	
	2 No	83	7	21	
	8 Blank but applicable	6	2	5	
	Blank	5525	1401	2249	
SMOKING (POS. 806-847)					
ATTENTION: Questions H1-H18 (ASPQ) (Pos. 806-847) were only asked of persons ages 20 years and older. See positions 1127 through 1161 for smoking questions asked of persons ages 12-19 years.					
806	Have you smoked at least 100 cigarettes in your entire life?				ASPQ H-1
	1 Yes	2224	591	878	
	2 No	1988	600	808	
	8 Blank but applicable	1	2	2	
	Blank	1560	261	728	
807-808	About how old were you when you first started smoking cigarettes fairly regularly?				ASPQ H-2 See Note 16
	00 Never smoked regularly	75	10	14	
	02-65 Years old	2140	580	863	
	88 Blank but applicable	10	3	3	
	Blank	3548	861	1536	

Position	Item description and code	M	Counts C	P	Source and notes
809	Do you smoke cigarettes now?				ASPQ H-3
	1 Yes	1419	352	591	
	2 No	804	239	287	
	8 Blank but applicable	2	2	2	
	Blank	3548	861	1536	
810-811	About how long has it been since you have smoked cigarettes (fairly regularly)?				ASPQ H-4
	00 Less than 1 year	125	28	37	
	01-45 Years	668	210	249	
	88 Blank but applicable	13	3	3	
	Blank	4967	1213	2127	
	About what date was that? (Pos. 812-817)				
812-813	Month				ASPQ H-5
	01-12 Month last smoked	112	25	28	
	88 Blank but applicable	17	6	12	
	Blank	5644	1423	2376	
814-815	Day				
	01-31 Day last smoked	59	15	13	
	88 Blank but applicable	70	16	27	
	Blank	5644	1423	2376	
816-817	Year				
	81-84 Year last smoked	115	26	30	
	88 Blank but applicable	14	5	10	
	Blank	5644	1423	2376	
818-819	We are interested in the actual number of cigarettes people smoke in a day. How many cigarettes a day (do/did) you smoke (when you last smoked regularly)?				ASPQ H-6 See Note 25
	00 Less than 1 per day	114	12	16	
	01-80 Cigarettes	1422	367	605	
	87 87 or more cigarettes	2	0	1	
	88 Blank but applicable	10	4	9	
	Blank	4225	1071	1785	
820	Was there ever a period when you smoked more than (number in H6) cigarettes a day?				ASPQ H-7
	1 Yes	794	169	316	
	2 No	744	210	307	
	8 Blank but applicable	9	4	8	
	Blank	4226	1071	1785	
821-822	During the period when you were smoking the most, about how many cigarettes a day did you usually smoke?				ASPQ H-8 See Note 25
	00 Less than 1 per day	29	4	6	
	01-80 Cigarettes	1424	375	563	
	87 87 or more cigarettes	5	2	2	
	88 Blank but applicable	22	2	2	
	Blank	4293	1071	1843	

Position	Item description and code	M	Counts C	P	Source and notes
	What brand of cigarettes (do/did) you usually smoke? (Pos. 823-828)				
823-825	<u>First brand reported</u>				ASPQ H-9
	007-170 Brand code	1546	379	626	See Note 26 and
	888 Blank but applicable	10	4	5	Appendix 3
	Blank	4217	1071	1785	
826-828	<u>Second brand reported</u>				
	010-193 Brand code	77	25	75	
	888 Blank but applicable	7	0	0	
	Blank	5689	1429	2341	
829-831	Which brand (do/did) you smoke the most?				ASPQ H-10
	010-170 Brand code	80	23	73	See Note 26 and
	888 Blank but applicable	8	2	2	Appendix 3
	Blank	5685	1429	2341	
832-834	Is that X, Y, or Z?				ASPQ H-11
	007-172 Brand code	1503	377	624	See Notes 26,27
	888 Blank but applicable	52	6	7	and Appendix 3
	Blank	4218	1071	1785	
	What type of cigarettes are the (brand) that you (smoke/smoked) the most? Are they: (Pos. 835-839)				ASPQ H-12
835	<u>Filter tip or non-filter tip?</u>				
	1 Filter tip	1433	354	587	
	2 Non-filter tip	90	22	30	
	8 Blank but applicable	18	4	7	
	9 Don't know	15	3	7	
	Blank	4217	1071	1785	
836	<u>Menthol or plain?</u>				
	1 Menthol	310	78	229	
	2 Plain	1209	295	387	
	8 Blank but applicable	20	3	6	
	9 Don't know	17	7	9	
	Blank	4217	1071	1785	
837	<u>Hardpack or softpack?</u>				
	1 Hardpack	346	137	317	
	2 Softpack	1151	234	291	
	8 Blank but applicable	30	8	11	
	9 Don't know	29	4	12	
	Blank	4217	1071	1785	
838	<u>Regular, Kingsize, 100 or 120 millimeter?</u>				
	1 Regular	964	222	485	
	2 Kingsize	181	57	61	
	3 100 millimeter	348	76	68	
	4 120 millimeter	16	16	0	
	8 Blank but applicable	21	5	10	
	9 Don't know	26	7	7	
	Blank	4217	1071	1785	
839	<u>High, medium, or low tar and nicotine?</u>				
	1 High	374	99	201	
	2 Medium	378	83	140	
	3 Low	386	98	134	
	8 Blank but applicable	25	3	10	
	9 Don't know	393	100	146	
	Blank	4217	1071	1785	

Position	Item description and code	M	Counts C	P	Source and notes
840	Do you smoke cigars now?				ASPQ H-13
	1 Yes	83	56	28	
	2 No	4128	1133	1656	
	8 Blank but applicable	2	4	4	
	Blank	1560	261	728	
841-842	About how many cigars a day do you smoke?				ASPQ H-14
	01-30 Cigars per day	24	32	11	
	66 3-6 per week	4	2	2	
	77 Less than 3 per week	48	18	12	
	88 Blank but applicable	9	8	7	
	Blank	5688	1394	2384	
843	Do you smoke a pipe now?				ASPQ H-15
	1 Yes	41	8	15	
	2 No	4168	1181	1668	
	8 Blank but applicable	4	4	5	
	Blank	1560	261	728	
844-845	About how many pipefuls of tobacco a day do you usually smoke?				ASPQ H-16
	01-20 Pipefuls per day	10	4	8	
	66 3-6 per week	4	1	2	
	77 Less than 3 per week	22	3	3	
	88 Blank but applicable	9	4	7	
	Blank	5728	1442	2396	
846	Does anyone (else) in your household smoke cigarettes, cigars, or a pipe inside your home?				ASPQ H-17
	1 Yes	1546	438	572	
	2 No	2655	749	1097	
	8 Blank but applicable	12	6	19	
	Blank	1560	261	728	
847	Do you share an office with or work near someone (else) who smokes cigarettes, cigars, or a pipe in your presence?				ASPQ H-18
	1 Yes	1610	436	519	
	2 No	2587	754	1146	
	6 Blank but applicable	16	3	23	
	Blank	1560	261	728	

Position	Item description and code	M	Counts C	P	Source and notes
FUNCTIONAL IMPAIRMENT (POS. 848-889)					
ATTENTION: Questions J2-J24 (Pos. 848-866) were only asked of persons ages 18-70 years.					
848	What was your major activity during most of the past 12 months; working at a job or business, keeping house, going to school, or something else?				ASPQ J-2 See Note 28
	1 Working	2688	836	851	
	2 Keeping house	1314	256	679	
	3 Going to school	250	61	137	
	4 Something else	212	41	147	
	8 Blank but applicable	2	0	1	
	Blank	1307	260	601	
849	Does any impairment or health problem <u>now</u> keep you from working at a job or business?				ASPQ J-3
	1 Yes	119	23	60	
	2 No	2565	813	791	
	8 Blank but applicable	6	0	1	
	Blank	3083	618	1564	
850	Are you limited in the kind or amount of work you can do because of any impairment or health problem?				ASPQ J-4
	1 Yes	92	17	40	
	2 No	2476	796	751	
	8 Blank but applicable	3	0	1	
	Blank	3202	641	1624	
851	Does any impairment or health problem <u>now</u> completely keep you from doing any housework?				ASPQ J-5 See Note 29
	1 Yes	132	35	112	
	2 No	1181	219	566	
	8 Blank but applicable	3	2	2	
	Blank	4457	1198	1736	
852	Are you limited in the kind or amount of housework you can do because of any impairment or health problem?				ASPQ J-6 See Note 29
	1 Yes	93	29	82	
	2 No	1088	190	482	
	8 Blank but applicable	4	2	4	
	Blank	4588	1233	1848	
853	When did you first notice your (<u>condition in J7</u>)?				ASPQ J-8 See Note 29
	1 More than 3 months ago	204	59	185	
	2 Condition is on card	10	1	7	
	3 Condition is not on card	9	4	4	
	8 Blank but applicable	5	2	2	
	Blank	5545	1388	2218	
854	Is this limitation caused by any other condition?				ASPQ J-9 See Note 29
	1 Yes	2	2	0	
	2 No	8	2	4	
	8 Blank but applicable	4	2	2	
	Blank	5759	1448	2410	

Position	Item description and code	Counts			Source and notes
		M	C	P	
855	When did you first notice your (<u>condition in J10</u>)?				ASPQ J-11 See Note 29
	1 More than 3 months ago	2	2	0	
	2 Condition is on card	0	0	0	
	3 Condition is not on card	0	0	0	
	8 Blank but applicable	4	2	2	
	Blank	5767	1450	2414	
856	Does any impairment or health problem keep you from working at a job or business?				ASPQ J-12
	1 Yes	274	92	280	
	2 No	1483	265	681	
	8 Blank but applicable	21	1	3	
	Blank	3995	1096	1452	
857	Are you limited in the kind or amount of work you could do because of any impairment or health problem?				ASPQ J-13
	1 Yes	88	13	28	
	2 No	1395	252	651	
	8 Blank but applicable	21	1	5	
	Blank	4269	1188	1732	
858	FILTER ITEM FOR QUESTIONS J15-J21 (Pos. 859-863)				ASPQ J-14
	1 Yes in J5 (pos. 851) or J6 (pos. 852)	60	7	25	
	2 Other	1355	245	630	
	8 Blank but applicable	1	1	1	
	Blank	4357	1201	1760	
859	Are you limited in any way in any activities because of an impairment or health problem?				ASPQ J-15 See Notes 17,29
	1 Yes	111	20	57	
	2 No	3715	1022	1324	
	8 Blank but applicable	7	0	1	
	Blank	1940	412	1034	
860	In what way are you limited?				ASPQ J-16 See Notes 17,29
	1 Restricted lifting	37	6	15	
	2 Limited exercise	29	4	22	
	3 Limited mobility	22	1	3	
	4 Restricted heavy work	8	0	0	
	7 Other	11	8	17	
	8 Blank but applicable	11	1	1	
	Blank	5655	1434	2358	
861	When did you first notice your (<u>condition in J17</u>)?				ASPQ J-18 See Note 29
	1 More than 3 months ago	635	156	439	
	2 Condition is on card	22	4	12	
	3 Condition is not on card	21	4	13	
	8 Blank but applicable	13	1	2	
	Blank	5082	1289	1950	
862	Is this limitation caused by any other condition?				ASPQ J-19 See Note 29
	1 Yes	3	1	1	
	2 No	21	4	12	
	8 Blank but applicable	11	0	2	
	Blank	5738	1449	2401	

Position	Item description and code	Counts			Source and notes
		M	C	P	
863	When did you first notice your (condition in in J20)?				ASPQ J-21 See Note 29
	1 More than 3 months ago	2	0	1	
	2 Condition is on card	0	0	0	
	3 Condition is not on card	1	1	0	
	8 Blank but applicable	10	0	2	
	Blank	5760	1453	2413	
864	FILTER ITEM FOR QUESTIONS J23-J24 (POS. 865-866)				ASPQ J-22
	1 Age 60-70 years	387	169	183	
	2 Age 18-59 years, limitation reported	588	118	396	
	3 Other	3491	907	1236	
	Blank	1307	260	601	
	ATTENTION: Questions J23 and J24 (Pos. 865-866) were only asked of persons ages 60 years and older and of persons ages 18-59 years when a limitation was reported.				
865	Because of any impairment or health problem, do you need the help of other persons with your personal care needs, such as eating, bathing, dressing, or getting around the house?				ASPQ J-23
	1 Yes	54	15	58	
	2 No	808	249	488	
	8 Blank but applicable	113	23	33	
	Blank	4798	1167	1837	
866	Because of any impairment or health problem, do you need the help of other persons in handling your routine needs, such as taking care of this place, doing necessary business, shopping, or getting around for other purposes?				ASPQ J-24
	1 Yes	97	23	114	
	2 No	711	225	374	
	8 Blank but applicable	113	24	33	
	Blank	4852	1182	1895	
	ATTENTION: Questions J25-J27 (Pos. 867-869) were only asked of persons ages 71 years and older.				
867	What was your major activity during most of the past 12 months; working at a job or business, keeping house, going to school, or something else?				ASPQ J-25
	1 Working	13	9	1	
	2 Keeping house	66	42	25	
	3 Going to school	0	0	0	
	4 Something else	14	10	8	
	8 Blank but applicable	5	1	1	
	Blank	5675	1392	2381	

Position	Item description and code	Counts			Source and notes
		M	C	P	
868	Because of any impairment or health problem, do you need the help of other persons with your personal care needs, such as eating, bathing, dressing, or getting around this house?				ASPQ J-26
	1 Yes	6	1	3	
	2 No	87	60	31	
	8 Blank but applicable	5	1	1	
	Blank	5675	1392	2381	
869	Because of any impairment or health problem, do you need the help of other persons in handling your routine needs, such as taking care of this place, doing necessary business shopping, or getting around for other purposes?				ASPQ J-27
	1 Yes	7	8	4	
	2 No	80	52	27	
	8 Blank but applicable	5	1	1	
	Blank	5681	1393	2384	
ATTENTION: Questions J28-J31 (Pos. 870-873) were only asked of persons ages 12-17 years.					
870	Does any impairment or health problem <u>now</u> keep you from attending school?				ASPQ J-28
	1 Yes	23	4	19	
	2 No	1175	193	543	
	8 Blank but applicable	5	1	2	
	Blank	4570	1256	1852	
871	Do you attend a special school or special classes because of any impairment or health problem?				ASPQ J-29
	1 Yes	21	2	25	
	2 No	1153	191	517	
	8 Blank but applicable	6	1	3	
	Blank	4593	1260	1871	
872	Do you need to attend a special school or special classes because of any impairment or health problem?				ASPQ J-30
	1 Yes	1	1	5	
	2 No	1152	190	512	
	8 Blank but applicable	6	1	3	
	Blank	4614	1262	1896	
873	Are you limited in school attendance because of your health?				ASPQ J-31
	1 Yes	18	2	12	
	2 No	1134	188	500	
	8 Blank but applicable	6	1	3	
	Blank	4615	1263	1901	

Position	Item description and code	M	Counts C	P	Source and notes
874	Are you limited in <u>any way</u> in any activities because of an impairment or health problem?				ASPQ J-32
	1 Yes	57	9	14	
	2 No	1160	231	513	
	8 Blank but applicable	8	2	4	
	Blank	4548	1212	1885	
875	In what way are you limited? (What condition causes this limitation?)				ASPQ J-33,34 See Note 17
	1 Limited exercise: due to musculoskeletal condition	23	1	3	
	2 Limited exercise: due to respiratory/ cardiovascular condition	10	0	1	
	3 Limited in usual activity: due to musculoskeletal condition	9	0	1	
	4 Limited in usual activity: due to other condition	7	4	1	
	7 Other	6	4	8	
	8 Blank but applicable	10	2	4	
	Blank	5708	1443	2398	
876	When did you first notice your (<u>condition in J34</u>)?				ASPQ J-35 See Note 29
	1 More than 3 months ago	120	26	73	
	2 Condition is on card	2	1	5	
	3 Condition is not on card	10	0	2	
	8 Blank but applicable	9	2	6	
	Blank	5632	1425	2330	
877	Is this limitation caused by any other condition?				ASPQ J-36
	1 Yes	1	0	0	
	2 No	8	0	3	
	8 Blank but applicable	10	2	5	
	Blank	5754	1452	2408	
878	When did you first notice your (<u>condition in J37</u>)?				ASPQ J-38 See Note 29
	1 More than 3 months ago	1	0	0	
	2 Condition is on card	0	0	0	
	3 Condition is not on card	0	0	0	
	8 Blank but applicable	10	2	5	
	Blank	5762	1452	2411	
879	Blank				
	ATTENTION: Questions J40-J42 (Pos. 880-889) were only asked of persons ages 18 years and older.				
880	Have you ever changed your job, stopped working or made any changes in your housework because of a disability or health problem?				ASPQ J-40
	1 Yes	570	153	282	
	2 No	3984	1098	1556	
	8 Blank but applicable	10	5	12	
	Blank	1209	198	566	

Position	Item description and code	Counts			Source and notes
		M	C	P	
881	<u>What was the health problem?</u>				ASPQ J-41
	1 Specified	564	146	279	
	8 Blank but applicable	16	12	15	
	Blank	5193	1296	2122	
	<u>Did you: (Pos. 882-889)</u>				ASPQ J-42 See Note 30
882	<u>Retire because of a disability?</u>				
	1 Yes	185	61	136	
	2 No	378	93	144	
	8 Blank but applicable	17	4	14	
	Blank	5193	1296	2122	
883	<u>Change permanently to an easier job?</u>				
	1 Yes	114	22	52	
	2 No	446	132	229	
	8 Blank but applicable	20	4	13	
	Blank	5193	1296	2122	
884	<u>Change temporarily to an easier job?</u>				
	1 Yes	49	7	25	
	2 No	511	147	255	
	8 Blank but applicable	20	4	14	
	Blank	5193	1296	2122	
885	<u>Cut down to part-time work only?</u>				
	1 Yes	58	16	38	
	2 No	502	138	243	
	8 Blank but applicable	20	4	13	
	Blank	5193	1296	2122	
886	<u>Have to stop working for a few months?</u>				
	1 Yes	242	75	120	
	2 No	320	78	161	
	8 Blank but applicable	18	5	13	
	Blank	5193	1296	2122	
887	<u>Have to cut down on housework?</u>				
	1 Yes	266	70	148	
	2 No	294	83	133	
	8 Blank but applicable	20	5	13	
	Blank	5193	1296	2122	
888	<u>Stop doing all housework?</u>				
	1 Yes	119	27	55	
	2 No	441	126	226	
	8 Blank but applicable	20	5	13	
	Blank	5193	1296	2122	
889	<u>Make some other change?</u>				
	1 Yes, not specified	7	2	3	
	2 No	478	134	234	
	3 Yes, specified	71	15	37	
	4 Had to stop working for 1 month or less	5	1	6	
	8 Blank but applicable	19	6	14	
	Blank	5193	1296	2122	

Position	Item description and code	Counts			Source and notes
		M	C	P	
CONDITION LIST (POS. 890-959)					
In some cases, responses to question K3 appear unlikely to have occurred so early for some conditions such as rheumatic and coronary heart disease. When an interviewer wrote "born with it", these cases were coded as a "0" age of onset. All of the early onset cases were verified through direct review of a microfilm copy of the collection form. The user must determine whether these early onset cases should be included in analysis.					
890	Has a doctor <u>ever</u> told you that you had Emphysema?				ASPQ K-1
	1 Yes	34	15	26	
	2 No	5730	1438	2381	
	8 Blank but applicable	3	1	7	
	Blank	6	0	2	
891	Do you still have Emphysema?				ASPQ K-2
	1 Yes	16	3	14	
	2 No	11	10	7	
	8 Blank but applicable	3	1	7	
	9 Don't know	7	2	5	
	Blank	5736	1438	2383	
892-893	How many years ago did you <u>first</u> have Emphysema?				ASPQ K-3
	00 Less than 1 year	2	2	1	
	01-41 Years	30	13	23	
	88 Blank but applicable	5	1	9	
	Blank	5736	1438	2383	
894	Has a doctor <u>ever</u> told you that you had Chronic Bronchitis?				ASPQ K-1
	1 Yes	269	80	195	
	2 No	5494	1373	2216	
	8 Blank but applicable	4	1	3	
	Blank	6	0	2	
895	Do you still have Chronic Bronchitis?				ASPQ K-2
	1 Yes	95	29	79	
	2 No	155	50	103	
	8 Blank but applicable	6	1	4	
	9 Don't know	17	1	12	
	Blank	5500	1373	2218	
896-897	How many years ago did you <u>first</u> have Chronic Bronchitis?				ASPQ K-3
	00 Less than 1 year	9	2	11	
	01-61 Years	251	76	168	
	88 Blank but applicable	13	3	19	
	Blank	5500	1373	2218	
898	Has a doctor <u>ever</u> told you that you had Rheumatic Fever?				ASPQ K-1
	1 Yes	79	18	54	
	2 No	5686	1433	2354	
	8 Blank but applicable	2	3	6	
	Blank	6	0	2	

Position	Item description and code	Counts			Source and notes
		M	C	P	
899	Do you still have Rheumatic Fever?				ASPQ K-2
	1 Yes	18	4	9	
	2 No	54	13	40	
	8 Blank but applicable	2	3	5	
	9 Don't know	7	1	6	
	Blank	5692	1433	2356	
900-901	How many years ago did you <u>first</u> have Rheumatic Fever?				ASPQ K-3
	00 Less than 1 year	0	0	1	
	01-50 Years	76	17	50	
	88 Blank but applicable	5	4	9	
	Blank	5692	1433	2356	
902	Has a doctor <u>ever</u> told you that you had Rheumatic Heart Disease?				ASPQ K-1
	1 Yes	23	6	24	
	2 No	5740	1447	2384	
	8 Blank but applicable	4	1	6	
	Blank	6	0	2	
903	Do you still have Rheumatic Heart Disease?				ASPQ K-2
	1 Yes	13	2	16	
	2 No	10	3	7	
	8 Blank but applicable	4	2	5	
	9 Don't know	0	0	2	
	Blank	5746	1447	2386	
904-905	How many years ago did you <u>first</u> have Rheumatic Heart Disease?				ASPQ K-3
	00 Less than 1 year	0	1	1	
	01-50 Years	23	3	21	
	88 Blank but applicable	4	3	8	
	Blank	5746	1447	2386	
906	Has a doctor <u>ever</u> told you that you had a Heart Murmur?				ASPQ K-1
	1 Yes	224	52	168	
	2 No	5536	1400	2244	
	8 Blank but applicable	7	2	2	
	Blank	6	0	2	
907	Do you still have a Heart Murmur?				ASPQ K-2
	1 Yes	96	28	76	
	2 No	78	15	58	
	8 Blank but applicable	9	3	3	
	9 Don't know	48	8	33	
	Blank	5542	1400	2246	
908-909	How many years ago did you <u>first</u> have a Heart Murmur?				ASPQ K-3
	00 Less than 1 year	7	3	6	
	01-72 Years	212	49	156	
	88 Blank but applicable	12	2	8	
	Blank	5542	1400	2246	
910	Has a doctor <u>ever</u> told you that you had Heart Failure?				ASPQ K-1
	1 Yes	44	15	65	
	2 No	5720	1435	2345	
	8 Blank but applicable	3	4	4	
	Blank	6	0	2	

Position	Item description and code	M	Counts C	P	Source and notes
911	Do you still have Heart Failure?				ASPQ K-2
	1 Yes	25	9	42	
	2 No	11	4	16	
	8 Blank but applicable	4	4	5	
	9 Don't know	7	2	6	
	Blank	5726	1435	2347	
912-913	How many years ago did you <u>first</u> have Heart Failure?				ASPQ K-3
	00 Less than 1 year	4	1	3	
	01-60 Years	35	14	60	
	88 Blank but applicable	8	4	6	
	Blank	5726	1435	2347	
914	Has a doctor <u>ever</u> told you that you had a Heart Attack?				ASPQ K-1
	1 Yes	78	31	55	
	2 No	5680	1421	2356	
	8 Blank but applicable	9	2	3	
	Blank	6	0	2	
915-916	How many years ago did you <u>first</u> have a Heart Attack?				ASPQ K-3
	00 Less than 1 year	7	2	5	
	01-52 Years	58	26	43	
	88 Blank but applicable	22	5	10	
	Blank	5686	1421	2358	
917	Has a doctor <u>ever</u> told you that you had Kidney Problems?				ASPQ K-1
	1 Yes	598	194	219	
	2 No	5163	1258	2192	
	8 Blank but applicable	6	2	3	
	Blank	6	0	2	
918	Do you still have Kidney Problems?				ASPQ K-2
	1 Yes	206	61	104	
	2 No	347	121	95	
	8 Blank but applicable	7	2	5	
	9 Don't know	44	12	18	
	Blank	5169	1258	2194	
919-920	How many years ago did you <u>first</u> have Kidney Problems?				ASPQ K-3
	00 Less than 1 year	24	8	18	
	01-71 Years	563	183	185	
	88 Blank but applicable	17	5	9	
	Blank	5169	1258	2194	
921	Has a doctor <u>ever</u> told you that you had Cirrhosis of the Liver?				ASPQ K-1
	1 Yes	28	6	16	
	2 No	5734	1445	2393	
	8 Blank but applicable	5	3	5	
	Blank	6	0	2	
922	Do you still have Cirrhosis of the Liver?				ASPQ K-2
	1 Yes	9	4	7	
	2 No	14	1	5	
	8 Blank but applicable	5	3	4	
	9 Don't know	5	1	5	
	Blank	5740	1445	2395	

Position	Item description and code	M	Counts C	P	Source and notes
923-924	How many years ago did you <u>first</u> have Cirrhosis of the Liver?				ASPQ K-3
	00 Less than 1 year	4	0	0	
	01-28 Years	21	6	16	
	88 Blank but applicable	8	3	5	
	Blank	5740	1445	2395	
925	Has a doctor <u>ever</u> told you that you had Hepatitis?				ASPQ K-1
	1 Yes	114	95	45	
	2 No	5649	1358	2367	
	8 Blank but applicable	4	1	2	
	Blank	6	0	2	
926	Do you still have Hepatitis?				ASPQ K-2
	1 Yes	6	3	3	
	2 No	102	91	40	
	8 Blank but applicable	5	1	1	
	9 Don't know	5	1	3	
	Blank	5655	1358	2369	
927-928	How many years ago did you <u>first</u> have Hepatitis?				ASPQ K-3
	00 Less than 1 year	3	1	3	
	01-65 Years	106	94	40	
	88 Blank but applicable	9	1	4	
	Blank	5655	1358	2369	
929	Has a doctor <u>ever</u> told you that you had Yellow Jaundice?				ASPQ K-1
	1 Yes	86	42	29	
	2 No	5674	1409	2381	
	8 Blank but applicable	7	3	4	
	Blank	6	0	2	
930	Do you still have Yellow Jaundice?				ASPQ K-2
	1 Yes	3	2	1	
	2 No	81	39	28	
	8 Blank but applicable	7	4	3	
	9 Don't know	2	0	1	
	Blank	5680	1409	2383	
931-932	How many years ago did you <u>first</u> have Yellow Jaundice?				ASPQ K-3
	00 Less than 1 year	5	0	0	
	01-62 Years	80	42	28	
	88 Blank but applicable	8	3	5	
	Blank	5680	1409	2383	
933	Has a doctor <u>ever</u> told you that you had a Stroke?				ASPQ K-1
	1 Yes	45	6	15	
	2 No	5711	1446	2397	
	8 Blank but applicable	11	2	2	
	Blank	6	0	2	
934-935	How many years ago did you <u>first</u> have a Stroke?				ASPQ K-3
	00 Less than 1 year	5	0	0	
	01-33 Years	35	5	14	
	88 Blank but applicable	16	3	3	
	Blank	5717	1446	2399	

Position	Item description and code	Counts			Source and notes
		M	C	P	
936	Has a doctor <u>ever</u> told you that you had Glaucoma?				ASPQ K-1
	1 Yes	31	13	23	
	2 No	5730	1440	2388	
	8 Blank but applicable	6	1	3	
	Blank	6	0	2	
937	Do you still have Glaucoma?				ASPQ K-2
	1 Yes	21	9	18	
	2 No	7	3	2	
	8 Blank but applicable	7	1	1	
	9 Don't know	2	1	5	
	Blank	5736	1440	2390	
938-939	How many years ago did you <u>first</u> have Glaucoma?				ASPQ K-3
	00 Less than 1 year	3	1	3	
	01-42 Years	27	12	19	
	88 Blank but applicable	7	1	4	
	Blank	5736	1440	2390	
940	Has a doctor <u>ever</u> told you that you had Cataracts?				ASPQ K-1
	1 Yes	154	62	75	
	2 No	5606	1391	2336	
	8 Blank but applicable	7	1	3	
	Blank	6	0	2	
941	Do you still have Cataracts?				ASPQ K-2
	1 Yes	109	39	49	
	2 No	40	19	23	
	8 Blank but applicable	8	1	2	
	9 Don't know	4	4	4	
	Blank	5612	1391	2338	
942-943	How many years ago did you <u>first</u> have Cataracts?				ASPQ K-3
	00 Less than 1 year	8	4	4	
	01-70 Years	141	58	66	
	88 Blank but applicable	12	1	8	
	Blank	5612	1391	2338	
944	Has a doctor <u>ever</u> told you that you had Strabismus or Crossed Eyes?				ASPQ K-1
	1 Yes	52	28	33	
	2 No	5709	1425	2379	
	8 Blank but applicable	6	1	2	
	Blank	6	0	2	
945	Do you still have Strabismus or Crossed Eyes?				ASPQ K-2
	1 Yes	26	15	22	
	2 No	25	12	11	
	8 Blank but applicable	6	1	1	
	9 Don't know	1	1	1	
	Blank	5715	1425	2381	

Position	Item description and code	M	Counts C	P	Source and notes
946-947	How many years ago did you <u>first</u> have Strabismus or Crossed Eyes?				ASPQ K-3
	00 Less than 1 year	1	0	3	
	01-73 Years	51	27	28	
	88 Blank but applicable	6	2	4	
	Blank	5715	1425	2381	
948	Has a doctor <u>ever</u> told you that you had an Eye Injury?				ASPQ K-1
	1 Yes	354	59	105	
	2 No	5410	1394	2305	
	8 Blank but applicable	3	1	4	
	Blank	6	0	2	
949	Do you still have an Eye Injury?				ASPQ K-2
	1 Yes	78	13	31	
	2 No	262	45	72	
	8 Blank but applicable	7	1	4	
	9 Don't know	10	1	2	
	Blank	5416	1394	2307	
950-951	How many years ago did you <u>first</u> have an Eye Injury?				ASPQ K-3
	00 Less than 1 year	36	5	8	
	01-71 Years	312	54	94	
	88 Blank but applicable	9	1	7	
	Blank	5416	1394	2307	
952	Has a doctor <u>ever</u> told you that you had a Goiter?				ASPQ K-1
	1 Yes	30	12	9	
	2 No	5732	1438	2400	
	8 Blank but applicable	5	4	5	
	Blank	6	0	2	
953	Do you still have a Goiter?				ASPQ K-2
	1 Yes	9	3	3	
	2 No	17	7	4	
	8 Blank but applicable	5	4	4	
	9 Don't know	4	2	3	
	Blank	5738	1438	2402	
954-955	How many years ago did you <u>first</u> have a Goiter?				ASPQ K-3
	00 Less than 1 year	1	0	0	
	01-48 Years	29	11	8	
	88 Blank but applicable	5	5	6	
	Blank	5738	1438	2402	
956	Has a doctor <u>ever</u> told you that you had other Thyroid Disease?				ASPQ K-1
	1 Yes	136	27	39	
	2 No	5624	1425	2370	
	8 Blank but applicable	7	2	5	
	Blank	6	0	2	

Position	Item description and code	M	Counts C	P	Source and notes
957	Do you still have other Thyroid Disease?				ASPQ K-2
	1 Yes	67	14	25	
	2 No	48	11	10	
	8 Blank but applicable	9	2	2	
	9 Don't know	19	2	7	
	Blank	5630	1425	2372	
958-959	How many years ago did you <u>first</u> have other Thyroid Disease?				ASPQ K-3
	00 Less than 1 year	5	1	3	
	01-53 Years	128	25	36	
	88 Blank but applicable	10	3	5	
	Blank	5630	1425	2372	
PESTICIDE EXPOSURE (POS. 980-1003)					
Only questions L1-L10 (Pos. 980-1003) are included on this data tape. Questions L11-L30 will be included on a future data tape.					
960	Have you <u>ever</u> done farm work, either paid or unpaid? Some examples of farm work are working with crops or animals and supervising other workers on farms or orchards.				ASPQ L-1
	1 Yes	1681	253	226	
	2 No	4086	1201	2188	
	Blank	6	0	2	
961-962	Approximately how many years have you worked in farming?				ASPQ L-2
	00 Less than 1 year	185	38	42	
	01-67 Years	1453	206	177	
	88 Blank but applicable	3	0	0	
	99 Don't know	40	9	7	
	Blank	4092	1201	2190	
963	Are you a migrant farmworker?				ASPQ L-3
	1 Yes	121	3	12	
	2 No	1560	250	214	
	Blank	4092	1201	2190	
964	Have you <u>ever</u> worked in farming away from your usual home for more than two weeks at a time?				ASPQ L-4
	1 Yes	410	80	53	
	2 No	1149	170	161	
	8 Blank but applicable	1	0	0	
	Blank	4213	1204	2202	
965-966	How many months per year are or were you away from your usual home working in farming?				ASPQ L-5
	00 Less than 1 month per year	35	12	11	
	01-12 Months	474	68	43	
	88 Blank but applicable	3	3	2	
	99 Don't know	20	0	9	
	Blank	5241	1371	2351	

Position	Item description and code	Counts			Source and notes
		M	C	P	
967	Have you worked in farming at any time during the past year?				ASPQ L-6
	1 Yes	217	16	10	
	2 No	1463	237	216	
	8 Blank but applicable	1	0	0	
	Blank	4092	1201	2190	
	During the past year, have you worked on any of the following types of farms: (Pos. 968-975)				ASPQ L-7 See Note 17
968	<u>Animal or dairy farm?</u>				
	1 Yes	54	4	3	
	2 No	163	12	7	
	8 Blank but applicable	1	0	0	
	Blank	5555	1438	2406	
969	<u>Poultry farm?</u>				
	1 Yes	18	3	2	
	2 No	199	13	8	
	8 Blank but applicable	1	0	0	
	Blank	5555	1438	2406	
970	<u>Vegetable or truck farm?</u>				
	1 Yes	121	8	4	
	2 No	96	8	6	
	8 Blank but applicable	1	0	0	
	Blank	5555	1438	2406	
971	<u>Fruit orchard?</u>				
	1 Yes	48	9	2	
	2 No	169	7	8	
	8 Blank but applicable	1	0	0	
	Blank	5555	1438	2406	
972	<u>Cotton farm?</u>				
	1 Yes	38	0	0	
	2 No	179	16	10	
	8 Blank but applicable	1	0	0	
	Blank	5555	1438	2406	
973	<u>Tobacco farm?</u>				
	1 Yes	3	0	0	
	2 No	214	16	10	
	8 Blank but applicable	1	0	0	
	Blank	5555	1438	2406	
974	<u>Grain farm?</u>				
	1 Yes	45	0	0	
	2 No	172	16	10	
	8 Blank but applicable	1	0	0	
	Blank	5555	1438	2406	
975	<u>Some other kind of farm?</u>				
	1 Yes, other not specified	1	0	0	
	2 No	199	14	8	
	3 Other, specified	8	1	2	
	4 Garden or nursery	8	1	0	
	8 Blank but applicable	2	0	0	
	Blank	5555	1438	2406	

Position	Item description and code	M	Counts C	P	Source and notes
976	During the past year, what agricultural crops have you mainly worked with? (Pos. 977-991)				ASPQ L-8 See Note 31 and Appendix 4
	0 None	37	5	3	
	8 Blank but applicable	1	0	0	
	9 Don't know	4	0	0	
	Blank	5731	1449	2413	
977-979	<u>First crop reported</u>				
	102-702 Crop code	176	11	7	
	Blank	5597	1443	2409	
980-982	<u>Second crop reported</u>				
	103-702 Crop code	68	3	5	
	Blank	5705	1451	2411	
983-985	<u>Third crop reported</u>				
	103-702 Crop code	24	2	4	
	Blank	5749	1452	2412	
986-988	<u>Fourth crop reported</u>				
	108-522 Crop code	8	0	3	
	Blank	5765	1454	2413	
989-991	<u>Fifth crop reported</u>				
	141 Crop code	1	0	0	
	Blank	5772	1454	2416	
	During the past year, have you performed any of the following jobs: (Pos. 992-1001)				ASPQ L-9 See Note 17
992	<u>Picker or harvester?</u>				
	1 Yes	115	6	3	
	2 No	102	10	7	
	8 Blank but applicable	1	0	0	
	Blank	5555	1438	2406	
993	<u>Cultivator?</u>				
	1 Yes	69	4	2	
	2 No	148	12	8	
	8 Blank but applicable	1	0	0	
	Blank	5555	1438	2406	
994	<u>Planter?</u>				
	1 Yes	61	9	3	
	2 No	156	6	7	
	8 Blank but applicable	1	1	0	
	Blank	5555	1438	2406	

Position	Item description and code	M	Counts C	P	Source and notes
995	<u>Sorter?</u>				
	1 Yes	33	8	1	
	2 No	183	8	9	
	8 Blank but applicable	2	0	0	
	Blank	5555	1438	2406	
996	<u>Packer?</u>				
	1 Yes	36	5	1	
	2 No	179	11	9	
	8 Blank but applicable	3	0	0	
	Blank	5555	1438	2406	
997	<u>Pesticide sprayer?</u>				
	1 Yes	33	4	1	
	2 No	183	12	9	
	8 Blank but applicable	2	0	0	
	Blank	5555	1438	2406	
998	<u>Pesticide mixer?</u>				
	1 Yes	23	4	1	
	2 No	193	12	9	
	8 Blank but applicable	2	0	0	
	Blank	5555	1438	2406	
999	<u>Pesticide flagman?</u>				
	1 Yes	2	0	0	
	2 No	215	16	10	
	8 Blank but applicable	1	0	0	
	Blank	5555	1438	2406	
1000	<u>Field foreman?</u>				
	1 Yes	13	0	1	
	2 No	204	16	9	
	8 Blank but applicable	1	0	0	
	Blank	5555	1438	2406	
1001	<u>Any other farm job?</u>				
	1 Yes, other not specified	1	0	0	
	2 No	153	13	6	
	3 Other, specified	41	1	4	
	4 Livestock, including poultry	22	2	0	
	8 Blank but applicable	1	0	0	
	Blank	5555	1438	2406	
1002-1003	<u>How many months of the year do you usually work in farming?</u>				ASPQ L-10
	00 Less than 1 month per year	43	2	4	
	01-12 Months	172	13	6	
	88 Blank but applicable	3	1	0	
	Blank	5555	1438	2406	

Position	Item description and code	M	Counts C	P	Source and notes
ACCULTURATION (POS. 1004-1031)					
1004	Do you speak any Spanish? (English Questionnaire)				ASPQ M-1 See Note 32
	1 Yes	2943	193	944	
	2 No	623	11	150	
	8 Blank but applicable	0	0	1	
	Blank	2207	1250	1321	
OR					
1005	Do you speak any English? (Spanish Questionnaire)				ASPQ M-1 See Note 32
	1 Yes	1500	891	1064	
	2 No	691	358	255	
	8 Blank but applicable	10	1	0	
	Blank	3572	204	1097	
1006	Would you say that you speak mostly Spanish, or mostly English, or do you speak Spanish and English about the same?				ASPQ M-2
	1 Mostly Spanish	1155	545	639	
	2 Mostly English	1357	163	602	
	3 Both about the same	1934	376	765	
	8 Blank but applicable	7	1	3	
	Blank	1320	369	407	
1007	What language do you prefer: Spanish only, mostly Spanish, mostly English, English only, or Spanish and English about equally?				ASPQ M-3
	1 Spanish only	230	83	197	
	2 Mostly Spanish	847	320	379	
	3 Mostly English	1030	150	443	
	4 English only	160	17	84	
	5 Both equally	2158	513	899	
	8 Blank but applicable	28	2	7	
	Blank	1320	369	407	
1008	Can you read Spanish?				ASPQ M-4
	1 Yes	4121	1405	1933	
	2 No	1644	46	477	
	8 Blank but applicable	2	3	4	
	Blank	6	0	2	
1009	Can you read English?				ASPQ M-5
	1 Yes	4697	994	2026	
	2 No	1067	455	384	
	8 Blank but applicable	3	5	4	
	Blank	6	0	2	
1010	Which do you read better?				ASPQ M-6
	1 Spanish	774	470	578	
	2 English	1779	233	622	
	3 Both the same	664	251	406	
	8 Blank but applicable	9	7	7	
	Blank	2547	493	803	

Position	Item description and code	M	Counts C	P	Source and notes
1011	Can you write in Spanish?				ASPQ M-7
	1 Yes	3619	1384	1813	
	2 No	2146	68	596	
	8 Blank but applicable	2	2	5	
	Blank	6	0	2	
1012	Can you write in English?				ASPQ M-8
	1 Yes	4496	920	1923	
	2 No	1267	529	486	
	8 Blank but applicable	4	5	5	
	Blank	6	0	2	
1013	In which language do you write better?				ASPQ M-9
	1 Spanish	613	411	519	
	2 English	1406	243	527	
	3 Both the same	537	205	343	
	8 Blank but applicable	8	10	8	
	Blank	3209	585	1019	
1014-1015	Which of these groups <u>best</u> describes your ethnic identification?				ASPQ M-10 See Note 17
	01 Boricuan	0	0	126	
	02 Puerto Rican	11	9	1930	
	03 Cuban	3	1063	18	
	04 Cuban-American	1	274	4	
	05 Mexican/Mexicano	1927	2	1	
	06 Chicano	120	1	0	
	07 Mexican-American	3010	0	0	
	08 Hispano	150	14	41	
	09 Latin American	40	30	45	
	10 Other Spanish or other Hispanic	61	3	15	
	11 American	151	30	142	
	12 Anglo-American	130	7	11	
	13 Other, not specified	3	1	1	
	14 Other, specified: not Hispanic	97	6	47	
	15 Other, specified: Mexican plus other origin	35	0	0	
	16 Other, specified: Puerto Rican plus other origin	3	0	8	
	17 Other, specified: Cuban plus other origin	0	1	0	
	18 Other, specified: Spanish or Spanish American with or without other origin	11	0	2	
	19 Other, specified: Central or South American with or without other origin	12	11	20	
	88 Blank but applicable	2	2	3	
	Blank	6	0	2	

Position	Item description and code	M	Counts C	P	Source and notes
1016-1017	Which of these groups <u>best</u> describes your mother's ethnic identification?				ASPQ M-12 See Note 17
	01 Boricuan	0	0	127	
	02 Puerto Rican	21	22	1990	
	03 Cuban	4	1233	23	
	04 Cuban-American	2	39	2	
	05 Mexican/Mexicano	2767	2	3	
	06 Chicano	53	0	0	
	07 Mexican-American	2196	0	1	
	08 Hispano	139	19	35	
	09 Latin American, country not specified	8	3	3	
	10 Latin American, country specified	31	0	2	
	11 Other Spanish or other Hispanic, country not specified	17	0	1	
	12 Other Spanish or other Hispanic, country specified	65	0	1	
	13 American	144	10	67	
	14 Anglo-American	135	6	9	
	15 Other, not specified	3	0	1	
	16 Other, specified: not Hispanic	149	21	75	
	17 Other, specified: Mexican plus other origin	9	0	0	
	18 Other, specified: Puerto Rican plus other origin	0	0	0	
	19 Other, specified: Cuban plus other origin	1	0	0	
	20 Other, specified: Spanish or Spanish-American with or without other origin	12	58	6	
	21 Other, specified: Central or South American with or without other origin	7	36	66	
	88 Blank but applicable	4	5	2	
	Blank	6	0	2	
1018-1019	Which of these groups <u>best</u> describes your father's ethnic identification?				ASPQ M-13 See Note 17
	01 Boricuan	0	0	124	
	02 Puerto Rican	20	14	1970	
	03 Cuban	6	1169	36	
	04 Cuban-American	1	41	1	
	05 Mexican/Mexicano	2832	3	3	
	06 Chicano	54	0	0	
	07 Mexican-American	2074	0	0	
	08 Hispano	129	32	26	
	09 Latin American, country not specified	10	3	5	
	10 Latin American, country specified	26	0	2	
	11 Other Spanish or other Hispanic, country not specified	14	1	2	
	12 Other Spanish or other Hispanic, country specified	57	1	0	
	13 American	141	7	61	
	14 Anglo-American	176	7	8	
	15 Other, not specified	6	0	1	
	16 Other, specified: not Hispanic	180	30	80	
	17 Other, specified: Mexican plus other origin	12	0	0	
	18 Other, specified: Puerto Rican plus other origin	0	0	2	
	19 Other, specified: Cuban plus other origin	1	2	0	
	20 Other, specified: Spanish or Spanish-American with or without other origin	13	110	12	
	21 Other, specified: Central or South American with or without other origin	8	30	75	
	88 Blank but applicable	7	4	6	
	Blank	6	0	2	

Position	Item description and code	M	Counts C	P	Source and notes
1020	In what country or State was your father born?				ASPQ M-14 See Note 17
	1 U.S., except Puerto Rico	2713	20	159	
	2 Puerto Rico	18	16	2043	
	3 Cuba	5	1203	37	
	4 Mexico	2873	2	2	
	5 Other, not specified	5	3	1	
	6 Other, specified: not a Hispanic country	80	25	39	
	7 Other, specified: Spain or Central or South American country	48	181	122	
	8 Blank but applicable	25	4	11	
	Blank	6	0	2	
1021	In what country or State was your mother born?				ASPQ M-15 See Note 17
	1 U.S., except Puerto Rico	2882	22	190	
	2 Puerto Rico	17	22	2053	
	3 Cuba	5	1259	24	
	4 Mexico	2731	3	3	
	5 Other, not specified	3	2	2	
	6 Other, specified: not a Hispanic country	63	20	30	
	7 Other, specified: Spain or Central or South American country	47	120	108	
	8 Blank but applicable	19	6	4	
	Blank	6	0	2	
1022	What language do you speak? (Computed for all 3 portions of survey)				ASPQ M-1, M-2 See Notes 33,34
	1 Spanish only	686	347	234	
	2 Mostly Spanish, some English	1139	527	595	
	3 Spanish and English about equally	1907	359	742	
	4 Mostly English, some Spanish	1255	149	574	
	5 English only	462	3	74	
	8 Blank but applicable	12	1	4	
	Blank	312	68	193	
1023	What language do you prefer? (Computed for all 3 portions of survey)				ASPQ M-1, M-3 See Notes 33,34
	1 Spanish only	911	428	421	
	2 Mostly Spanish, some English	839	310	354	
	3 Spanish and English about equally	2119	487	857	
	4 Mostly English, some Spanish	963	142	429	
	5 English only	597	17	154	
	8 Blank but applicable	32	2	8	
	Blank	312	68	193	
1024	What language do you read better? (Computed for all 3 portions of survey)				ASPQ M-4, M-5, M-6 See Notes 33,34
	1 Spanish only	941	435	296	
	2 Reads Spanish better than English	809	456	541	
	3 Reads both Spanish and English equally well	706	236	387	
	4 Reads English better than Spanish	1692	221	590	
	5 English only	1297	24	342	
	8 Blank but applicable	16	14	67	
	Blank	312	68	193	
1025	What language do you write better? (Computed for all 3 portions of survey)				ASPQ M-7, M-8, M-9 See Notes 33,34
	1 Spanish only	1112	503	391	
	2 Writes Spanish better than English	667	394	481	
	3 Writes both Spanish and English equally well	591	195	329	
	4 Writes English better than Spanish	1341	232	503	
	5 English only	1732	41	447	
	8 Blank but applicable	18	21	72	
	Blank	312	68	193	

Position	Item description and code	M	Counts C	P	Source and notes
1026	Which ethnic identification do you use? (Computed for Mexican-American portion of survey)				ASPQ M-10 See Notes 33,34
	1 Mexican	1927	0	0	
	2 Chicano	120	0	0	
	3 Mexican-American	3044	0	0	
	4 Hispano, Spanish, other Spanish, other Hispanic, Latin-, Spanish-, American	311	0	0	
	5 Anglo or other	51	0	0	
	8 Blank but applicable	8	0	0	
	Blank	312	1454	2416	
1027	Which ethnic identification does/did your mother use? (Computed for Mexican-American portion of survey)				ASPQ M-12 See Notes 33,34
	1 Mexican	2766	0	0	
	2 Chicano	53	0	0	
	3 Mexican-American	2204	0	0	
	4 Hispano, Spanish, other Spanish, other Hispanic, Latin-, Spanish-, American	320	0	0	
	5 Anglo or other	108	0	0	
	8 Blank but applicable	10	0	0	
	Blank	312	1454	2416	
1028	Which ethnic identification does/did your father use? (Computed for Mexican-American portion of survey)				ASPQ M-13 See Notes 33,34
	1 Mexican	2831	0	0	
	2 Chicano	54	0	0	
	3 Mexican-American	2085	0	0	
	4 Hispano, Spanish, other Spanish, other Hispanic, Latin-, Spanish-, American	293	0	0	
	5 Anglo or other	185	0	0	
	8 Blank but applicable	13	0	0	
	Blank	312	1454	2416	
1029	Where was the birthplace of yourself, your mother and your father? (Computed for all 3 portions of survey)				FQ B-6, ASPQ M-14, M-15 See Notes 33,34
	1 First generation - born in (Mexico/Cuba/Puerto Rico)	1818	1213	1341	
	2 Second generation - not born in (Mexico/Cuba/Puerto Rico), one or both parents born in (Mexico/Cuba/Puerto Rico)	1365	137	724	
	4 Third or higher generation - neither parent born in (Mexico/Cuba/Puerto Rico)	2176	11	76	
	8 Blank but applicable	102	25	82	
	Blank	312	68	193	
1030-1031	Acculturation Score (Computed for Mexican-American portion of survey)				FQ B-6, ASPQ M-1 through M-15 See Notes 33,34
	1.0-4.9 (Decimal not shown on tape)	5325	0	0	
	88 Blank but applicable	136	0	0	
	Blank	312	1454	2416	

Position	Item description and code	M	Counts C	P	Source and notes
MEAL PROGRAMS (POS. 1032-1088)					
ATTENTION: Questions N2-N15 (Pos. 1032-1051) were only asked of persons ages 12-18 years.					
1032	Are you now attending school?				ASPQ N-2
	1 Yes	1171	199	537	
	2 No	203	26	101	
	8 Blank but applicable	5	2	11	
	Blank	4394	1227	1767	
1033	Does the school that you attend serve a complete breakfast?				ASPQ N-3
	1 Yes	645	120	317	
	2 No	505	76	207	
	8 Blank but applicable	26	5	24	
	Blank	4597	1253	1868	
1034	How many times a week do you usually eat breakfast served by the school?				ASPQ N-4
	0 None	910	164	441	
	1-5 Times	245	29	82	
	8 Blank but applicable	14	8	19	
	9 Don't know	7	0	6	
	Blank	4597	1253	1868	
1035	During this (past) school year did your parents fill out a form to enable you to eat breakfast at school for free or at a reduced price?				ASPO N-5
	1 Yes	224	23	74	
	2 No	27	8	14	
	8 Blank but applicable	15	6	19	
	Blank	5507	1417	2309	
1036	Do you eat breakfast at school for free or at a reduced price?				ASPQ N-6
	1 Yes	221	22	74	
	2 No, not eligible	3	0	0	
	3 No, other reason	0	1	0	
	8 Blank but applicable	15	6	19	
	Blank	5534	1425	2323	
1037-1039	How much do you pay for your breakfast per day?				ASPQ N-7
	000 Free	204	21	77	
	010-350 Cents	41	8	11	
	888 Blank but applicable	21	8	19	
	Blank	5507	1417	2309	
1040	Does the school that you attend serve a complete lunch?				ASPQ N-8
	1 Yes	1108	186	493	
	2 No	56	11	36	
	8 Blank but applicable	12	4	19	
	Blank	4597	1253	1868	

Position	Item description and code	M	Counts C	P	Source and notes
1041	How many times a week do you usually eat lunch served by the school?				ASPQ N-9
	0 None	275	56	126	
	1-5 Times	883	140	400	
	8 Blank but applicable	13	5	19	
	9 Don't know	5	0	3	
	Blank	4597	1253	1868	
1042	During this (past) school year did your parents fill out a form to enable you to eat lunch at school for free or at a reduced price?				ASPQ N-10
	1 Yes	616	72	328	
	2 No	273	69	75	
	8 Blank but applicable	12	4	19	
	Blank	4872	1309	1994	
1043	Do you eat lunch at school for free or at a reduced price?				ASPQ N-11
	1 Yes	581	65	324	
	2 No, not eligible	25	4	2	
	3 No, other reason	9	3	3	
	8 Blank but applicable	13	4	18	
	Blank	5145	1378	2069	
1044-1046	How much do you pay for your lunch per day?				ASPQ N-12
	000 Free	490	57	315	
	005-400 Cents	390	80	85	
	888 Blank but applicable	21	8	22	
	Blank	4872	1309	1994	
1047	Do you ever bring your lunch from home?				ASPQ N-13
	1 Yes, always	77	8	19	
	2 Yes, sometimes	165	12	49	
	3 No	919	176	457	
	8 Blank but applicable	15	5	23	
	Blank	4597	1253	1868	
1048	On days that you do not eat lunch served by the school, do you buy milk?				ASPQ N-14
	1 Yes, always	40	6	13	
	2 Yes, sometimes	69	2	17	
	3 No	137	13	43	
	8 Blank but applicable	11	4	18	
	Blank	5516	1429	2325	
1049-1051	How much do you pay for your milk per day?				ASPQ N-15 See Note 16
	000 Free	6	0	7	
	005-119 Cents	100	6	19	
	888 Blank but applicable	14	6	22	
	Blank	5653	1442	2368	

Position	Item description and code	M	Counts C	P	Source and notes
ATTENTION: Questions N16-N22 (Pos. 1052-1058) were only asked of persons ages 60 years and older.					
1052	Do you participate in any program in which prepared meals or groceries are delivered to your home on a regular basis?				ASPQ N-16
	1 Yes	6	0	1	
	2 No	446	234	201	
	8 Blank but applicable	35	12	16	
	Blank	5286	1208	2198	
1053	Are prepared meals or groceries delivered to your home?				ASPQ N-17
	1 Prepared meals only	5	0	1	
	2 Groceries only	0	0	0	
	3 Both	0	0	0	
	4 Other, not specified	0	0	0	
	5 Other, specified	1	0	0	
	8 Blank but applicable	35	12	16	
	Blank	5732	1442	2399	
Is the sponsor of the program - (Pos. 1054-1058)					
1054	<u>A local health department?</u>				ASPQ N-18
	1 Yes	0	0	1	
	2 No	6	0	0	
	8 Blank but applicable	35	12	16	
	Blank	5732	1442	2399	
1055	<u>Another department of local government?</u>				
	1 Yes	2	0	0	
	2 No	4	0	1	
	8 Blank but applicable	35	12	16	
	Blank	5732	1442	2399	
1056	<u>A State government?</u>				
	1 Yes	3	0	0	
	2 No	3	0	1	
	8 Blank but applicable	35	12	16	
	Blank	5732	1442	2399	
1057	<u>A church group?</u>				
	1 Yes	1	0	0	
	2 No	5	0	1	
	8 Blank but applicable	35	12	16	
	Blank	5732	1442	2399	
1058	<u>Some other voluntary organization</u>				
	1 Yes, organization not specified	0	0	0	
	2 No	4	0	1	
	3 Yes, organization specified	1	0	0	
	8 Blank but applicable	36	12	16	
	Blank	5732	1442	2399	

Position	Item description and code	M	Counts C	P	Source and notes
1059-1060	About how often is the food brought to your home?				ASPQ N-19
	01 Two or three times a day	0	0	0	
	02 Once a day	4	0	1	
	03 Four through six times a week	1	0	0	
	04 Two or three times a week	1	0	0	
	05 Once a week	0	0	0	
	06 Two or three times a month	0	0	0	
	07 Once a month	0	0	0	
	08 Less than once a month	0	0	0	
	09 Other, not specified	0	0	0	
	10 Other, specified	0	0	0	
	88 Blank but applicable	35	12	16	
	Blank	5732	1442	2399	
1061	Do you participate on a regular basis in any program in which you go out to a place where meals are served to groups of people?				ASPQ N-20
	1 Yes	31	4	9	
	2 No	421	229	193	
	8 Blank but applicable	35	13	16	
	Blank	5286	1208	2198	
	Is the sponsor of the program - (Pos. 1062-1066)				ASPQ N-21
1062	<u>A local health department?</u>				
	1 Yes	11	2	3	
	2 No	14	2	6	
	8 Blank but applicable	41	13	16	
	Blank	5707	1437	2391	
1063	<u>Another department of local government?</u>				
	1 Yes	2	3	2	
	2 No	22	1	7	
	8 Blank but applicable	42	13	16	
	Blank	5707	1437	2391	
1064	<u>A State government?</u>				
	1 Yes	6	0	3	
	2 No	18	4	6	
	8 Blank but applicable	42	13	16	
	Blank	5707	1437	2391	
1065	<u>A church group?</u>				
	1 Yes	3	0	1	
	2 No	24	4	8	
	8 Blank but applicable	39	13	16	
	Blank	5707	1437	2391	
1066	<u>Some other voluntary organization?</u>				
	1 Yes, organization not specified	1	0	0	
	2 No	22	1	8	
	3 Yes, organization specified	5	3	1	
	8 Blank but applicable	38	13	16	
	Blank	5707	1437	2391	

Position	Item description and code	M	Counts C	P	Source and notes
1067-1068	About how often do you go out for these meals?				ASPQ N-22
	01 Two or three times a day	0	0	0	
	02 Once a day	4	3	1	
	03 Four through six times a week	5	0	3	
	04 Two or three times a week	6	1	4	
	05 Once a week	3	0	0	
	06 Two or three times a month	6	0	1	
	07 Once a month	5	0	0	
	08 Less than once a month	2	0	0	
	09 Other, not specified	0	0	0	
	10 Other, specified	0	0	0	
	88 Blank but applicable	35	13	16	
	Blank	5707	1437	2391	
1069-1080	Blank				

NOTE: Data from ASPQ sections P (Medicine/Vitamin Usage - asked in household) and R (Medicine/Vitamin Usage - asked in Mobile Exam Center) are not included on this data tape but will be released on a future HHANES data tape.

Position	Item description and code	Counts			Source and notes
		M	C	P	

SECTION L. ADOLESCENT AND ADULT HISTORY SUPPLEMENTAL DATA (POS 1081-1300)

Source: Adult Sample Person Supplement (ASPS)
(Ages 12 years - 74 years)

NOTE: Data from ASPS sections A (Pesticide Exposure), D (Alcohol Consumption), E (Drug Abuse), F (Diagnostic Interview Schedule), and G (Depression Scale) are not included on this data tape but will be released on future HANES data tapes.

1081-1124	Blank				
1125	Adult Sample Person Supplement Data Missing?				See Note 35
	1 Yes	878	339	441	
	2 No	4895	1115	1975	
1126	Language of Interview - (Pos. 1127-1275) Adult Sample Person Supplement				ASPS
	1 English	3064	180	962	
	2 Spanish	1831	935	1013	
	Blank	878	339	441	
SMOKING (POS. 1127-1161)					
ATTENTION: Questions B1-B14 (ASPS) (Pos. 1127-1161) were only asked of persons 12-19 years. See pos. 806-847 for smoking questions asked of persons ages 20 years and older.					
1127	Have you smoked at least 100 cigarettes in your entire life?				ASPS B-2
	1 Yes	175	21	118	
	2 No	1165	191	510	
	8 Blank but applicable	10	1	4	
	Blank	4423	1241	1784	
1128-1129	About how old were you when you first started smoking cigarettes fairly regularly?				ASPS B-3 See Note 16
	00 Never smoked regularly	6	1	0	
	01-19 Years of age	168	20	118	
	88 Blank but applicable	11	1	4	
	Blank	5588	1432	2294	
1130	Do you smoke cigarettes now?				ASPS B-4
	1 Yes	132	15	103	
	2 No	43	6	15	
	8 Blank but applicable	10	1	4	
	Blank	5588	1432	2294	
1131-1132	About how long has it been since you last smoked cigarettes (fairly regularly)?				ASPS B-5
	00 Less than 1 year	28	6	10	
	01-04 Years	15	0	5	
	88 Blank but applicable	10	1	4	
	Blank	5720	1447	2397	

Position	Item description and code	M	Counts C	P	Source and notes
	About what date was that? (Pos. 1133-1138)				ASPS B-6
1133-1134	<u>Month last smoked</u>				
	01-12 Jan-Dec	27	6	10	
	88 Blank but applicable	11	1	4	
	Blank	5735	1447	2402	
1135-1136	<u>Day last smoked</u>				
	01-30 Day of month	9	5	5	
	88 Blank but applicable	29	2	9	
	Blank	5735	1447	2402	
1137-1138	<u>Year last smoked</u>				
	82-84 Year	27	6	10	
	88 Blank but applicable	11	1	4	
	Blank	5735	1447	2402	
1139-1140	We are interested in the actual number of cigarettes people smoke in a day. How many cigarettes a day (do/did) you smoke (when you last smoked regularly)?				ASPS B-7 See Note 25
	00 Less than 1 per day	8	0	1	
	01-50 Cigarettes	152	20	112	
	88 Blank but applicable	10	2	4	
	Blank	5603	1432	2299	
1141	Was there ever a period when you smoked more than (number in B7) cigarettes a day?				ASPS B-8
	1 Yes	99	10	54	
	2 No	61	10	59	
	8 Blank but applicable	10	2	4	
	Blank	5603	1432	2299	
1142-1143	During the period when you were smoking the most, about how many cigarettes a day did you usually smoke?				ASPS B-9 See Note 25
	00 Less than 1 per day	1	0	0	
	01-75 Cigarettes	112	10	59	
	88 Blank but applicable	10	2	4	
	Blank	5650	1442	2353	
	What brand of cigarette (do/did) you usually smoke? (Pos. 1144-1149)				ASPS B-10 See Note 26
1144-1146	<u>First brand reported</u>				
	010-151 Brand code	160	21	113	
	888 Blank but applicable	10	1	4	
	Blank	5603	1432	2299	
1147-1149	<u>Second brand reported</u>				
	017-133 Brand code	10	1	2	
	888 Blank but applicable	10	0	1	
	Blank	5753	1453	2413	
1150-1152	Which brand (do/did) you smoke the most?				ASPS B-11 See Note 26
	013-151 Brand code	10	1	2	
	888 Blank but applicable	10	0	1	
	Blank	5753	1453	2413	

Position	Item description and code	M	Counts C	P	Source and notes
1153-1155	Is that <u>X</u>, <u>Y</u>, or <u>Z</u>? 010-173 Brand code 888 Blank but applicable Blank	158 12 5603	21 1 1432	113 4 2299	ASPS B-12 See Notes 26,27
	What type of cigarettes are the (<u>brand</u>) that you (<u>smoke/smoked</u>) the most? Are they: (Pos. 1156-1160)				ASPS B-13
1156	<u>Filter tip or non-filter tip?</u> 1 Filter tip 2 Non-filter tip 8 Blank but applicable 9 Don't know Blank	149 8 10 3 5603	21 0 1 0 1432	111 1 4 1 2299	
1157	<u>Menthol or plain?</u> 1 Menthol 2 Plain 8 Blank but applicable 9 Don't know Blank	17 142 10 1 5603	2 19 1 0 1432	93 18 4 2 2299	
1158	<u>Hardpack or softpack?</u> 1 Hardpack 2 Softpack 8 Blank but applicable 9 Don't know Blank	76 82 11 1 5603	12 9 1 0 1432	97 12 5 3 2299	
1159	<u>Regular, Kingsize, 100 or 120 millimeter?</u> 1 Regular 2 Kingsize 3 100 millimeter 4 120 millimeter 8 Blank but applicable 9 Don't know Blank	121 1 31 1 11 5 5603	17 0 4 0 1 0 1432	101 1 9 0 4 2 2299	
1160	<u>High, medium, or low tar and nicotine?</u> 1 High tar 2 Medium tar 3 Low tar 8 Blank but applicable 9 Don't know Blank	19 25 31 10 85 5603	5 5 2 1 9 1432	19 14 12 4 68 2299	
1161	Does anyone (<u>else</u>) in your household <u>smoke cigarettes, cigars, or a pipe</u> <u>inside your home?</u> 1 Yes 2 No 8 Blank but applicable Blank	838 502 10 4423	107 105 1 1241	382 245 5 1784	ASPS B-14
1162	Blank				

Position	Item description and code	M	Counts C	P	Source and notes
REPRODUCTIVE HISTORY (POS. 1163-1275)					
ATTENTION: Questions C2-C40 (Pos. 1163-1275) were only asked of females ages 12 years and older.					
1163-1164	How old were you when your periods or menstrual cycles started?				ASPS C-2 See Note 16
	00 Haven't started yet	51	11	23	
	07-40 Years of age	2604	594	1147	
	88 Blank but applicable	15	3	2	
	Blank	3103	846	1244	
1165	Have your periods stopped entirely - not counting during pregnancy?				ASPS C-3 See Notes 16,36
	1 Yes	670	252	297	
	2 No	1943	345	852	
	8 Blank but applicable	6	0	0	
	Blank	3154	857	1267	
1166-1168	How many days ago did your last period or menstrual cycle end?				ASPS C-4 See Note 37
	000 Having it now	247	48	129	
	001-730 Days	1659	287	719	
	888 Blank but applicable	43	10	4	
	Blank	3824	1109	1564	
1169-1170	How old were you when they stopped?				ASPS C-5 See Notes 16,36
	20-60 Years of age	650	252	297	
	88 Blank but applicable	22	0	0	
	Blank	5101	1202	2119	
1171	Have you had a hysterectomy?				ASPS C-6
	1 Yes	310	77	119	
	2 No	357	174	177	
	8 Blank but applicable	5	1	1	
	Blank	5101	1202	2119	
1172-1173	How old were you when you had your (hysterectomy/uterus removed?)				ASPS C-7 See Note 16
	20-71 Years of age	304	77	119	
	88 Blank but applicable	11	1	1	
	Blank	5458	1376	2296	
1174	Have you ever had one or both of your ovaries removed (either when you had your uterus removed or at another time)?				ASPS C-8
	1 Yes	181	46	85	
	2 No	2416	548	1048	
	8 Blank but applicable	3	0	0	
	9 Don't know	19	3	16	
	Blank	3154	857	1267	

Position	Item description and code	M	Counts C	P	Source and notes
1175	Were both ovaries removed or only one?				ASPS C-9
	1 Both	97	26	49	
	2 One	81	20	33	
	8 Blank but applicable	5	0	0	
	9 Don't know	1	0	3	
	Blank	5589	1408	2331	
1176-1177	How old were you when you had the (ovary/ ovaries) removed?				ASPS C-10 See Note 16
	11-71 Years of age	169	45	85	
	88 Blank but applicable	15	1	0	
	Blank	5589	1408	2331	
1178	Have you had a tubal ligation -- that is, an operation to tie, cut, or burn your tubes so you couldn't get pregnant?				ASPS C-11
	1 Yes	324	88	278	
	2 No	2285	509	867	
	8 Blank but applicable	2	0	0	
	9 Don't know	8	0	4	
	Blank	3154	857	1267	
1179-1180	How old were you when you had this operation?				ASPS C-12 See Note 16
	17-53 Years of age	315	88	276	
	88 Blank but applicable	11	0	2	
	Blank	5447	1366	2138	
1181	Have you <u>ever</u> taken birth control pills?				ASPS C-13 See Notes 16,38
	1 Yes	1103	150	406	
	2 No	1514	447	743	
	8 Blank but applicable	2	0	0	
	Blank	3154	857	1267	
1182-1183	How old were you when you began taking birth control pills?				ASPS C-14 See Notes 16,38
	12-50 Years of age	1095	150	404	
	88 Blank but applicable	10	0	2	
	Blank	4668	1304	2010	
1184	Are you taking birth control pills now?				ASPS C-15 See Notes 16,38
	1 Yes	256	18	56	
	2 No	847	132	349	
	8 Blank but applicable	2	0	1	
	Blank	4668	1304	2010	
1185-1186	How long ago did you stop taking them?				ASPS C-16
	01-40 (See pos. 1187 for units)	840	132	347	
	88 Blank but applicable	9	0	3	
	Blank	4924	1322	2066	
1187	Units				ASPS C-16
	1 Days	6	1	0	
	2 Weeks	8	1	2	
	3 Months	105	12	41	
	4 Years	716	118	304	
	8 Blank but applicable	14	0	3	
	Blank	4924	1322	2066	

Position	Item description and code	Counts			Source and notes
		M	C	P	
	Why did you stop taking them? (Pos. 1188-1193)				ASPS C-17 See Note 39
1188	1 Normal cycle	1	0	0	
	8 Blank but applicable	3	1	2	
	Blank	5769	1453	2414	
1189	1 Depression	8	1	0	
	8 Blank but applicable	3	1	2	
	Blank	5762	1452	2414	
1190	1 Other mental side effects	19	3	9	
	8 Blank but applicable	3	1	2	
	Blank	5751	1450	2405	
1191	1 Physical side effects	298	65	202	
	8 Blank but applicable	3	1	2	
	Blank	5472	1388	2212	
1192	1 Physician recommendation	58	10	28	
	8 Blank but applicable	3	1	2	
	Blank	5712	1443	2386	
1193	<u>Other reason, specified as:</u>				See Note 17
	3 Wanted to get pregnant	88	15	22	
	4 Got pregnant	48	3	5	
	5 Changed to another birth control method	73	7	19	
	6 Cannot have children	28	4	2	
	7 Not sexually active	18	2	0	
	0 Other reason	206	21	61	
	8 Blank but applicable	4	1	2	
	Blank	5308	1401	2305	
1194-1196	Please look at this oral contraceptives chart and show me the brand of pills you are using.				ASPS C-18 See Note 17 and Appendix 5
	002-048 Contraceptive code number	246	18	50	
	777 Other, not specified	7	0	4	
	888 Blank but applicable	2	0	0	
	999 Don't know	3	0	2	
	Blank	5515	1436	2360	
1197-1198	How long have you been taking this brand of pill?				ASPS C-19
	01-20 (See pos. 1199 for units)	253	18	56	
	88 Blank but applicable	5	0	0	
	Blank	5515	1436	2360	
1199	Units				ASPS C-19
	1 Days	6	0	2	
	2 Weeks	8	1	0	
	3 Months	100	8	32	
	4 Years	139	9	22	
	8 Blank but applicable	5	0	0	
	Blank	5515	1436	2360	

Position	Item description and code	M	Counts C	P	Source and notes
1200	Have you taken any other brand in the past year?				ASPS C-20
	1 Yes	69	4	10	
	2 No	185	14	46	
	8 Blank but applicable	4	0	0	
	Blank	5515	1436	2360	
	What other brands have you taken in the past year? (Pos. 1201-1208)				ASPS C-21 See Note 17 and Appendix 5
1201-1203	<u>First other brand reported</u>				
	001-047 Brand code	60	4	8	
	888 Blank but applicable	5	0	0	
	999 Don't know	8	0	2	
	Blank	5700	1450	2406	
1204-1206	<u>Second other brand reported</u>				
	009-042 Brand code	6	0	0	
	888 Blank but applicable	3	0	0	
	Blank	5764	1454	2416	
1207-1209	<u>Third other brand reported</u>				
	Brand code	0	0	0	
	888 Blank but applicable	3	0	0	
	Blank	5770	1454	2416	
1210	Have you had a birth control shot within the last 6 months?				ASPS C-22
	1 Yes	14	0	0	
	2 No	1929	344	849	
	8 Blank but applicable	6	1	3	
	Blank	3824	1109	1564	
1211-1212	About how long has it been since you had a Pap smear test for cancer?				ASPS C-23
	00 Less than 1 year	945	184	387	
	01-50 Years	916	266	445	
	98 Never	690	130	312	
	88 Blank but applicable	7	0	0	
	99 Don't know	61	17	5	
	Blank	3154	857	1267	
1213-1214	About how long has it been since you had your breasts examined by a doctor or other health professional?				ASPS C-24
	00 Less than 1 year	1054	232	485	
	01-40 Years	899	233	412	
	98 Never	598	109	242	
	88 Blank but applicable	5	0	0	
	99 Don't know	63	23	10	
	Blank	3154	857	1267	

Position	Item description and code	M	Counts C	P	Source and notes
1215	Have you <u>ever</u> been pregnant?				ASPS C-25
	1 Yes	1887	440	822	
	2 No	729	157	327	
	8 Blank but applicable	3	0	0	
	Blank	3154	857	1267	
1216	Are you <u>now</u> pregnant?				ASPS C-27
	1 Yes	90	6	32	
	2 No	903	150	331	
	8 Blank but applicable	20	3	4	
	Blank	4760	1295	2049	
1217-1218	Which month of pregnancy are you in?				ASPS C-28
	01-09 Months	88	6	32	
	88 Blank but applicable	22	3	4	
	Blank	5663	1445	2380	
1219	(Besides this pregnancy,) have you been pregnant during the last 12 months?				ASPS C-29
	1 Yes	212	25	82	
	2 No	1389	323	642	
	8 Blank but applicable	98	0	0	
	Blank	4074	1106	1692	
1220	How many months ago did that pregnancy end?				ASPS C-30
	1 Less than 4 months ago	75	9	22	
	2 4 months through less than 7 months ago	58	8	20	
	3 7 months through less than 10 months ago	44	5	22	
	4 10 through 12 months ago	35	3	18	
	8 Blank but applicable	98	0	0	
	Blank	5463	1429	2334	
1221	Are you now breastfeeding a child?				ASPS C-31
	1 Yes	40	2	1	
	2 No	169	23	81	
	8 Blank but applicable	101	0	0	
	Blank	5463	1429	2334	
1222-1223	How many times have you been pregnant? Be sure to count all your pregnancies whether they ended in miscarriage, stillbirth, abortion, or live birth.				ASPS C-32 See Note 40
	01-24 Pregnancies	1887	439	822	
	88 Blank but applicable	3	1	0	
	Blank	3883	1014	1594	
1224-1225	What is the total number of miscarriages you have had?				ASPS C-33 See Notes 16,40
	00 None	1234	310	574	
	01-13 Miscarriages	654	129	248	
	88 Blank but applicable	2	1	0	
	Blank	3883	1014	1594	

Position	Item description and code	M	Counts C	P	Source and notes
1226-1227	What is the total number of stillbirths you have had?				ASPS C-34 See Notes 16,40
	00 None	1800	435	781	
	01-06 Stillbirths	88	5	40	
	88 Blank but applicable	2	0	1	
	Blank	3883	1014	1594	
1228-1229	What is the total number of live births you have had?				ASPS C-35 See Note 40
	00 None	81	29	47	
	01-17 Live births	1806	411	775	
	88 Blank but applicable	3	0	0	
	Blank	3883	1014	1594	
	ATTENTION: Questions C36 and C37 (Pos. 1230-1231) were only asked of women who said they had only one live birth.				
1230	Did this child weigh less than 5½ pounds (2,500 grams) at birth?				ASPS C-36
	1 Yes	25	6	10	
	2 No	295	105	138	
	8 Blank but applicable	3	0	0	
	9 Don't know	3	1	0	
	Blank	5447	1342	2268	
1231	Was this child born with any physical or mental problem or defect?				ASPS C-37
	1 Yes	17	4	4	
	2 No	306	108	143	
	8 Blank but applicable	3	0	1	
	Blank	5447	1342	2268	
1232-1233	How many of your children (who were born alive) weighed less than 5½ pounds (2,500 grams) at birth?				ASPS C-38
	00 None	1231	264	506	
	01-11 Children	227	35	121	
	88 Blank but applicable	25	0	0	
	Blank	4290	1155	1789	
1234-1235	How many of your children (who were born alive) were born with any physical or mental problem or defect?				ASPS C-39
	00 None	1330	281	563	
	01-05 Children	151	18	64	
	88 Blank but applicable	2	0	0	
	Blank	4290	1155	1789	

Position	Item description and code	M	Counts C	P	Source and notes
	Did your first or only child's problem or defect involve: (Pos. 1236-1243)				ASPS C-40 See Note 41
1236	<u>Heart?</u>				
	1 Yes	41	2	10	
	2 No	123	18	51	
	8 Blank but applicable	5	1	3	
	9 Don't know	4	1	5	
	Blank	5600	1432	2347	
1237	<u>Eyes?</u>				
	1 Yes	14	4	9	
	2 No	150	16	53	
	8 Blank but applicable	6	1	3	
	9 Don't know	3	1	4	
	Blank	5600	1432	2347	
1238	<u>Ears?</u>				
	1 Yes	13	2	5	
	2 No	151	18	57	
	8 Blank but applicable	6	1	3	
	9 Don't know	3	1	4	
	Blank	5600	1432	2347	
1239	<u>Mouth or throat?</u>				
	1 Yes	21	2	7	
	2 No	143	18	53	
	8 Blank but applicable	6	1	3	
	9 Don't know	3	1	6	
	Blank	5600	1432	2347	
1240	<u>Stomach or intestines?</u>				
	1 Yes	14	2	6	
	2 No	147	18	54	
	8 Blank but applicable	6	1	4	
	9 Don't know	6	1	5	
	Blank	5600	1432	2347	
1241	<u>Kidneys or urinary system?</u>				
	1 Yes	5	1	3	
	2 No	157	19	58	
	8 Blank but applicable	6	1	3	
	9 Don't know	5	1	5	
	Blank	5600	1432	2347	
1242	<u>Muscles, bones, or joints?</u>				
	1 Yes	31	1	12	
	2 No	133	19	50	
	8 Blank but applicable	5	1	3	
	9 Don't know	4	1	4	
	Blank	5600	1432	2347	
1243	<u>Brain or nervous system?</u>				
	1 Yes	26	4	20	
	2 No	135	16	40	
	8 Blank but applicable	6	1	4	
	9 Don't know	6	1	5	
	Blank	5600	1432	2347	

Position	Item description and code	M	Counts C	P	Source and notes
	Did your second child's problem or defect involve: (Pos. 1244-1251)				ASPS C-40 See Note 41
1244	<u>Heart?</u>				
	1 Yes	2	1	2	
	2 No	14	2	6	
	8 Blank but applicable	1	1	0	
	9 Don't know	1	0	1	
	Blank	5755	1450	2407	
1245	<u>Eyes?</u>				
	1 Yes	2	1	1	
	2 No	14	2	7	
	8 Blank but applicable	1	1	0	
	9 Don't know	1	0	1	
	Blank	5755	1450	2407	
1246	<u>Ears?</u>				
	1 Yes	2	0	0	
	2 No	14	3	8	
	8 Blank but applicable	1	1	0	
	9 Don't know	1	0	1	
	Blank	5755	1450	2407	
1247	<u>Mouth or throat?</u>				
	1 Yes	0	0	0	
	2 No	16	3	8	
	8 Blank but applicable	1	1	0	
	9 Don't know	1	0	1	
	Blank	5755	1450	2407	
1248	<u>Stomach or intestines?</u>				
	1 Yes	1	0	0	
	2 No	15	3	8	
	8 Blank but applicable	1	1	0	
	9 Don't know	1	0	1	
	Blank	5755	1450	2407	
1249	<u>Kidneys or urinary system?</u>				
	1 Yes	0	1	0	
	2 No	16	2	8	
	8 Blank but applicable	1	1	0	
	9 Don't know	1	0	1	
	Blank	5755	1450	2407	
1250	<u>Muscles, bones, or joints?</u>				
	1 Yes	4	0	1	
	2 No	13	3	7	
	8 Blank but applicable	0	1	0	
	9 Don't know	1	0	1	
	Blank	5755	1450	2407	
1251	<u>Brain or nervous system?</u>				
	1 Yes	3	0	3	
	2 No	13	3	5	
	8 Blank but applicable	1	1	0	
	9 Don't know	1	0	1	
	Blank	5755	1450	2407	

Position	Item description and code	M	Counts C	P	Source and notes
	Did your third child's problem or defect involve: (Pos. 1252-1259)				ASPS C-40 See Note 41
1252	<u>Heart?</u>				
	1 Yes	0	0	0	
	2 No	5	0	1	
	9 Don't know	0	0	1	
	Blank	5768	1454	2414	
1253	<u>Eyes?</u>				
	1 Yes	0	0	0	
	2 No	5	0	1	
	9 Don't know	0	0	1	
	Blank	5768	1454	2414	
1254	<u>Ears?</u>				
	1 Yes	1	0	0	
	2 No	4	0	1	
	9 Don't know	0	0	1	
	Blank	5768	1454	2414	
1255	<u>Mouth or throat?</u>				
	1 Yes	0	0	0	
	2 No	5	0	1	
	9 Don't know	0	0	1	
	Blank	5768	1454	2414	
1256	<u>Stomach or intestines?</u>				
	1 Yes	0	0	0	
	2 No	5	0	1	
	9 Don't know	0	0	1	
	Blank	5768	1454	2414	
1257	<u>Kidneys or urinary system?</u>				
	1 Yes	0	0	0	
	2 No	5	0	1	
	9 Don't know	0	0	1	
	Blank	5768	1454	2414	
1258	<u>Muscles, bones, or joints?</u>				
	1 Yes	0	0	0	
	2 No	5	0	1	
	9 Don't know	0	0	1	
	Blank	5768	1454	2414	
1259	<u>Brain or nervous system?</u>				
	1 Yes	0	0	0	
	2 No	5	0	0	
	9 Don't know	0	0	2	
	Blank	5768	1454	2414	

Position	Item description and code	M	Counts C	P	Source and notes
	Did your fourth child's problem or defect involve: (Pos. 1260-1267)				ASPS C-40 See Note 41
1260	<u>Heart?</u>				
	1 Yes	0	0	0	
	2 No	1	0	0	
	Blank	5772	1454	2416	
1261	<u>Eyes?</u>				
	1 Yes	0	0	0	
	2 No	1	0	0	
	Blank	5772	1454	2416	
1262	<u>Ears?</u>				
	1 Yes	1	0	0	
	2 No	0	0	0	
	Blank	5772	1454	2416	
1263	<u>Mouth or throat?</u>				
	1 Yes	0	0	0	
	2 No	1	0	0	
	Blank	5772	1454	2416	
1264	<u>Stomach or intestines?</u>				
	1 Yes	0	0	0	
	2 No	1	0	0	
	Blank	5772	1454	2416	
1265	<u>Kidneys or urinary system?</u>				
	1 Yes	0	0	0	
	2 No	1	0	0	
	Blank	5772	1454	2416	
1266	<u>Muscles, bones, or joints?</u>				
	1 Yes	0	0	0	
	2 No	1	0	0	
	Blank	5772	1454	2416	
1267	<u>Brain or nervous system?</u>				
	1 Yes	0	0	0	
	2 No	1	0	0	
	Blank	5772	1454	2416	

Position	Item description and code	M	Counts C	P	Source and notes
	Did your fifth child's problem or defect involve: (Pos. 1268-1275)				ASPS C-40 See Note 41
1268	<u>Heart?</u>				
	1 Yes	0	0	0	
	2 No	1	0	0	
	Blank	5772	1454	2416	
1269	<u>Eyes?</u>				
	1 Yes	0	0	0	
	2 No	1	0	0	
	Blank	5772	1454	2416	
1270	<u>Ears?</u>				
	1 Yes	1	0	0	
	2 No	0	0	0	
	Blank	5772	1454	2416	
1271	<u>Mouth or throat?</u>				
	1 Yes	0	0	0	
	2 No	1	0	0	
	Blank	5772	1454	2416	
1272	<u>Stomach or intestines?</u>				
	1 Yes	0	0	0	
	2 No	1	0	0	
	Blank	5772	1454	2416	
1273	<u>Kidneys or urinary system?</u>				
	1 Yes	0	0	0	
	2 No	1	0	0	
	Blank	5772	1454	2416	
1274	<u>Muscles, bones, or joints?</u>				
	1 Yes	0	0	0	
	2 No	1	0	0	
	Blank	5772	1454	2416	
1275	<u>Brain or nervous system?</u>				
	1 Yes	0	0	0	
	2 No	1	0	0	
	Blank	5772	1454	2416	
1276-1300	Blank	5773	1454	2416	

SECTION M. NOTES

1. Family Questionnaire Missing

A Family Questionnaire was to be completed for each eligible family in a household with sample persons. However, a few Family Questionnaires are missing. Data records for sample persons in families with missing questionnaires are flagged with a code = 1, and all family data are blank. Data records for sample persons in families with a Family Questionnaire are flagged with a code = 2.

During the Mexican-American portion of the HHANES survey, a Family Questionnaire continuation booklet containing sample person information was lost for one sample person. Therefore, the sociodemographic data for this sample person are missing. The reference person, family composition, income, residence, and household data for this person were obtained from another person in the household.

2. Examination Status

Not all sample persons consented to come to a Mobile Examination Center to participate in the examination phase of the survey. In certain rare instances (less than 0.1%), sample persons who came to the Mobile Examination Centers did not participate in sufficient components of the examination to be considered as "examined." This data field contains code = 1 for those persons who participated fully in the examination phase, and code = 2 for those who did not come to the examination center or who did not satisfactorily complete the examination.

3. Family Number

In HHANES, all household members who were related by blood, marriage, or adoption were considered to be one "family." All sample persons in the same family unit have the same computer-generated family unit code.

4. Head of Family

Relationship of Sample Person to Head of Family (Pos. 44-45)

Each family containing sample persons has a designated "head of family," and the relationship of each sample person to the head of his or her family is coded in tape positions 44-45. The first three categories of this variable describe the "head" of three different kinds of families.

- o Code '01' identifies sample persons who lived alone (i.e., "head" of one-person families, no unrelated individuals living in the household).
- o Code '02' identifies sample persons who lived only with unrelated persons.
- o Code '03' identifies sample persons who were "heads" of families containing at least one other person (whether or not the household included additional families unrelated to the sample person).

Sociodemographic Data (Pos. 100-131)

This data tape includes some sociodemographic data about the head of each sample person's family (Section F). Because there can only be one "head" per family, the data in this section (positions 100-131) are the same for all sample persons in the same family (i.e., with the same family number codes in positions 39-43). If the sample person is the head of his or her family, the data in positions 100-131 are the same as in the corresponding positions in Section E.

5. Observed Race

"Race" was observed by the interviewer for all sample persons actually seen. Rules for classification of observed race were consistent with those used in the NHANES II and the National Health Interview Survey at that time. The categories were coded as follows:

White Includes Spanish origin persons unless they are definitely Black, Indian or other nonwhite.
Black Black or Negro.
Other Race other than White or Black, including Japanese, Chinese, American Indian, Korean, Eskimo.

6. National Origin or Ancestry

The value for national origin or ancestry is based on Item 2c in the Household Screener Questionnaire and was reported by the household respondent for all household members. In the Mexican-American portion of the survey, if "other Latin-American or other Spanish" (code 9) or "Other" (code 0) was recorded and the specified origin was "Spanish-American" or "Spanish (Spain)", a code of 10 or 11, respectively, was assigned. In all three portions of the survey, if more than one category was reported, the first appropriate "Hispanic" code, if any, was assigned (codes 1, 2, 3, 8, 10, or 11 in the Mexican-American portion; codes 6 or 7 in the Cuban-American portion; codes 4 or 5 in the Puerto Rican portion). If none of these codes was recorded, the first category entered was coded.

7. Codes for States and Foreign Countries

Code	State or Foreign Country
001	Alabama
002	Alaska
004	Arizona
005	Arkansas
006	California
008	Colorado
009	Connecticut
010	Delaware
011	District of Columbia
012	Florida
013	Georgia
015	Hawaii
016	Idaho
017	Illinois
018	Indiana
019	Iowa
020	Kansas
021	Kentucky
022	Louisiana
023	Maine
024	Maryland

Codes for States and Foreign Countries (continued)

Code	State or Foreign Country
025	Massachusetts
026	Michigan
027	Minnesota
028	Mississippi
029	Missouri
030	Montana
031	Nebraska
032	Nevada
033	New Hampshire
034	New Jersey
035	New Mexico
036	New York
037	North Carolina
038	North Dakota
039	Ohio
040	Oklahoma
041	Oregon
042	Pennsylvania
044	Rhode Island
045	South Carolina
046	South Dakota
047	Tennessee
048	Texas
049	Utah
050	Vermont
051	Virginia
053	Washington
054	West Virginia
055	Wisconsin
056	Wyoming
060	American Samoa
093	Canada
061	Canal Zone
062	Canton and Enderbury Islands
091	Central America
095	Costa Rica
063	Cuba
064	Dominican Republic
065	El Salvador
062	Enderbury Islands
087	Germany
066	Guam
068	Guatemala
069	Haiti
088	Honduras
070	Jamaica
090	Japan
067	Johnston Atoll
080	Mexico
071	Midway Islands
081	Nicaragua
096	Palestine
097	Austria
098	Lebanon
099	Chile
100	Philippines

Codes for States and Foreign Countries (continued)

Code	State or Foreign Country
101	Brazil
102	Holland
103	Colombia
082	Panama
072	Puerto Rico
092	Saudi Arabia
083	Spain
094	Taiwan
089	Turkey
084	Uruguay
085	Venezuela
073	Ryukyu Islands, Southern
074	Swan Islands
075	Trust Territories of the Pacific Islands (includes Caroline, Mariana and Marshall Island groups)
076	U. S. miscellaneous Caribbean Islands (includes Navassa Islands, Quito Sueno Bank, Roncador Cay, Serrana Bank and Serranilla Bank)
077	U. S. miscellaneous Pacific Islands (includes Kingman Reef, Howland, Baker & Jarvis Islands, and Palmyra Atoll)
086	United States
078	Virgin Islands
079	Wake Island
104	Azores
105	Peru
106	England
107	Vietnam
108	Italy
109	Ecuador
110	North America
111	Surinam
112	Argentina
113	Portugal
114	Trinidad
115	Egypt
116	Sudan
117	British Honduras
118	China
888	Blank but applicable

8. National origin recode

In the HHANES, if any household member was identified as "Hispanic" (as defined below), all household members, regardless of origin, were eligible to be selected as sample persons. The national origin recode specifies whether a sample person is considered to be "Hispanic" or "not Hispanic" for purposes of analysis. "Hispanic" is defined as:

Mexican-American, residing in selected counties of Texas, Colorado, New Mexico, Arizona, and California;
 Cuban-American, residing in Dade County (Miami), Florida; or
 Puerto Rican, residing in the New York City area, including parts of New Jersey and Connecticut.

The recode was assigned as follows:

A. Southwest portion

- 1) If the original national origin or ancestry code on the Household Screener Questionnaire was 1, 2, 3, 8, 10, or 11, then National origin recode = 1;
- 2) If national origin or ancestry was 4, 5, 6, 7, 9, or 0 but the person specified Mexican/Mexicano, Chicano, or Mexican-American self-identification on the Adult Sample Person Questionnaire (question M10), or the person was the biological child of a household member with Recode equal to 1 (as determined by questions A1-A11 on the Family Questionnaire), then National origin recode = 1;
- 3) In all other cases, National origin recode = 2.

B. Dade County, Florida portion

- 1) If the original national origin or ancestry code was 6 or 7, then National origin recode = 1;
- 2) In all other cases, National origin recode = 2;

C. New York City area portion

- 1) If the original national origin or ancestry code was 4 or 5, then National origin recode = 1; .
- 2) If national origin or ancestry was 1, 2, 3, 6, 7, 8, 9, or 0 but the person specified Boricuan or Puerto Rican self-identification on the Adult Sample Person Questionnaire (question M10), or the person was the biological child of a household member with Recode equal to 1 (as determined by questions A1-A11 on the Family Questionnaire), then National origin recode = 1;
- 3) In all other cases, National origin recode = 2;

The national origin recode may be used in analysis in one of two ways:

- a. Selecting on Recode = 1 will restrict analysis to "Hispanics" only. In this case, in the Southwest portion of the survey, the weighted estimates by age and sex will approximately equal U.S. Bureau of Census population estimates of the number of Mexican Americans and a small proportion of other Hispanics assumed to be Hispano in the five Southwest States (Arizona, California, Colorado, New Mexico, and Texas) at the midpoint of the Mexican-American portion of HHANES - March 1983. The weighted estimates of Cuban Americans represents an independent estimate of the number of Cuban Americans in Dade County at the midpoint, February 1984. The weighted estimates of Puerto Ricans represents an independent estimate of the number of Puerto Ricans in the sample counties in New York, New Jersey, and Connecticut at the midpoint of the Puerto Rican portion - September 1984.

- b. Using Recode greater than 0, that is, all sample persons, will include "Hispanic" and "not Hispanic" persons and the Southwest weighted estimates by age and sex will overestimate the U.S. Bureau of the Census population estimates of Mexican Americans and other Hispanics by about 4.5 percent. In Dade County, using Recode greater than 0 will increase the weighted estimates by about 5.3 percent over that for Cuban Americans only, using Recode greater than 0 for the New York area will increase the weighted estimates by about 9.2 percent over that for Puerto Ricans only.

9. Industry and Occupation Code

Family Questionnaire questions B12 through B15 (see page 117 or 139 of Ref. No. 1 in Section C) identified sample persons 17 years old or older who were in the labor force working for pay at a job or business or who worked without pay in a family business or farm operated by a related member of the household without receiving wages or salary for work performed.

Questions B17 through B22 provided a full description of sample persons' current or most recent job or business. The detail asked for in these questions was necessary to properly and accurately code each occupation and industry. Interviewers were trained to define a job as a definite arrangement for regular work for pay every week or every month. This included arrangements for either regular part-time or regular full-time work. If a sample person was absent from his or her regular job, worked at more than one job, was on layoff from a job or was looking for work during the two week reference period, interviewers were trained to use the following criteria to determine the job described:

- a. If a sample person worked at more than one job during the two week reference period or operated a farm or business and also worked for someone else, the job at which he or she worked the most hours was described. If the sample person worked the same number of hours at all jobs, the job at which he or she had been employed the longest was entered. If the sample person was employed at all jobs the same length of time, the job the sample person considered the main job was entered.
- b. If a sample person was absent from his or her regular job all of the two week reference period, but worked temporarily at another job, the job at which the sample person actually worked was described, not the job from which he or she was absent.
- c. If a sample person had a job but did not work at all during the two week reference period, the job he or she held was described.
- d. If a sample person was on layoff during the two week reference period, the job from which he or she was laid off, regardless of whether it was a full-time or part-time job, was described.
- e. If a sample person was looking for work or waiting to begin a new job within 30 days of the interview, the last full-time civilian job which lasted two consecutive weeks or more was described.

The 1980 census of population Alphabetical Index of Industries and Occupations was used in the coding of both industry and occupation. This book has Library of Congress Number 80-18360, and is for sale by the Superintendent of Documents, U.S. Government Printing Office, Washington, D.C. 20402 for \$3.00. Its Stock Number is 003024049-2.

10. Health Insurance

- a. In the Health Insurance section of the Family Questionnaire, up to three separate health insurance plans could be reported for a family. Each sample person could have been covered by any combination of the three, or by none at all. In order to simplify the health insurance coverage data, the information on all reported plans was combined to a single variable for each sample person, i.e., whether or not the person is covered by any plan (position 74). For all persons covered by at least one plan, information on the type of coverage is then indicated; position 75 specifies whether any of the sample person's plans pays hospital expenses and position 76 specifies whether any of the sample person's plans pays doctors' or surgeons' bills.
- b. For all sample persons who were not covered by Medicare or any health insurance plan, the reasons for not being covered were ascertained. Positions 77-78 contain the main or only reason reported. For persons with one or more additional reasons, the first (lowest) code entered on the questionnaire was coded in positions 79-80.

11. Per Capita Income

Per capita income was computed by dividing the total combined family income by the number of people in the family.

12. Poverty Index

The poverty index is a ratio of two components. The numerator is the midpoint of the income bracket reported for each family in the Family Questionnaire (E11). Respondents were asked to report total combined family income during the 12 months preceding the interview. The denominator is a poverty threshold which varied with the number of persons in the family, the adult/child composition of the family, the age of the reference person, and the month and the year in which the family was interviewed.

(Note 12 continues on next page)

Poverty thresholds published in Bureau of the Census reports* are based on calendar years and were adjusted to reflect differences caused by inflation between calendar years and 12 month income reference periods to which question E11 referred. Average Consumer Price Indexes for all Urban consumers (CPI-U) for the calendar year for which the poverty thresholds were published (see table below) and for the 12 months representing the income reference period for the respondent were calculated. The percentage difference between these two numbers represents the inflation between these two periods and was applied to the poverty threshold appropriate for the family (based on the characteristics listed above). For example, for a family interviewed in November, 1983, the 1982 poverty threshold was updated to reflect inflation by multiplying by the percent change in the average CPI-U for the 12 month reference period, which would have been November, 1982 through October, 1983, over the calendar year January through December, 1982, in this example. To compute poverty indexes, the midpoint of the total combined family income bracket was divided by the updated poverty threshold.

Average Consumer Price Index, all Urban consumers (CPI-U),
U. S. city average, 1981-84

Month	Year			
	1981	1982	1983	1984
January	260.5	282.5	293.1	305.2
February	263.2	283.4	293.2	306.6
March	265.1	283.1	293.4	307.3
April	266.8	284.3	295.5	308.8
May	269.0	287.1	297.1	309.7
June	271.3	290.6	298.1	310.7
July	274.4	292.2	299.3	311.7
August	276.5	292.8	300.3	313.0
September	279.3	293.3	301.8	
October	279.9	294.1	302.6	
November	280.7	293.6	303.1	
December	281.5	292.4	303.5	
Average	272.4	289.1	298.4	

Source: U.S. Department of Labor, Bureau of Labor
Statistics

* U.S. Bureau of the Census, Current Population Reports, Series P-60, No. 138, "Characteristics of the Population Below the Poverty Level: 1981", U.S. Government Printing Office, Washington, D.C., March 1983.

U.S. Bureau of the Census, Current Population Reports, Series P-60, No. 144, "Characteristics of the Population Below the Poverty Level: 1982", U.S. Government Printing Office, Washington, D.C., March 1984.

Members of families with incomes equal to or greater than poverty thresholds have poverty indexes equal to or greater than 1.0 and can be described as "at or above poverty"; those with incomes less than the poverty threshold have indexes less than 1.0 and can be described as "below poverty".

Poverty thresholds used were computed on a national basis only. No attempt was made to adjust these thresholds for regional, State, or other variations in the cost of living. None of the noncash public welfare benefits such as food stamp bonuses were included in the income of the low income families receiving these benefits.

13. Size of Place and SMSA

Codes for size of place and SMSA were obtained from Bureau of Census summary tape files (STF1B).

A place is a concentration of population. Most places are incorporated as cities, towns, villages or boroughs, but others are defined by the Bureau of the Census around definite residential nuclei with dense, city-type street patterns, with, ideally, at least 1,000 persons per square mile. The boundaries of Census defined places may not coincide with civil divisions.

A Standard Metropolitan Statistical Area (SMSA) is a large population nucleus and nearby communities which have a high degree of economic and social integration with that nucleus. Generally, an SMSA includes one or more central cities, all urbanized areas around the city or cities, and the remainder of the county or counties in which the urbanized areas are located. SMSAs are designated by the Office of Management and Budget.

The same place size and SMSA codes were assigned to all persons in the same segment (for the definition of segments see Ref. No. 1 in Section C). In a few cases segments were divided by place boundaries. In these cases codes were assigned after inspecting segment maps. If the segment was predominantly in one place, then the place code for that place was used. If the segment was approximately evenly divided, the code for the larger place was used.

14. Home Heating

Questions E3 through E6, pertaining to the main fuel and equipment used for heating the home, appear to have codes which are inconsistent. It has been verified that these are the codes that were recorded on the original document; that is, codes that appear inconsistent were not incorrectly keyed.

15. Adult Sample Person Questionnaire Data Missing

In a few instances, data are not available from the ASPQ form because of technical problems such as lost questionnaires, incorrect forms administered, or forms filled out so inadequately that data were later judged to be unreliable. For these 8 cases, tape positions 406-1080 are all blanks.

16. Illogical or extreme values

The responses for some sample persons for this variable may appear extreme, illogical, or inconsistent with responses in other variables. The data entry was verified through direct review of the collection form or a copy of it. These responses may not represent fact but they are included as they were recorded. The user must determine if these responses should be included in analyses.

17. Responses specified in open-ended response categories

Some of the "other" or "specify" responses to this question were recoded to existing categories, if possible. For responses that could not be recoded, new code categories were created if the information was deemed analytically useful. Caution should be used in interpreting the data from these new categories because there is no way of knowing which other respondents would have selected one of the new categories if given the option.

18. Other reason for last visit to usual place of care

A14: The 'some other reason, specified' responses to the reason for the last visit to the usual source of care were recorded into the existing categories wherever possible by application of the following rules:

- o A response indicating a specific gynecological procedure, without mentioning a problem, was recoded to category 4 (general checkup);
- o If possible a specific mention of a condition, acute symptom, or type of surgery was recoded to categories 2 through 7; otherwise these specific responses were recoded to category 1 (sickness or illness);
- o All other responses were left in the 'some other reason' category.

19. Difficulties in getting medical care

A31, A32: A number of respondents were not asked questions '.....difficulties getting medical care. Because you needed someone to take care of your children?' and 'Did this problem prevent you from getting medical care for yourself?' because they did not have children. These responses were coded to 7 for not applicable.

20. Nausea and pain

For both persistent nausea (questions F15-16) and abdominal pain (questions F33-34), persons who had seen a doctor for their problem were asked to report what the doctor called it, and persons who did not see a doctor were asked simply what the cause of the problem was. For all four of these variables, responses were coded into the following categories:

- 0 Gallbladder condition - includes mention of gallstones, cholecystectomy, or other gallbladder problem.
- 1 Upper gastrointestinal condition - includes any condition or distress specifically involving the esophagus, stomach, or duodenum; includes heartburn and other symptoms generally confined to the upper gastrointestinal tract.
- 2 Lower gastrointestinal condition - includes conditions involving the colon or rectum, including cancer, irritable or inflamed colon.
- 3 Other or nonspecific gastrointestinal condition - includes liver conditions, ulcer or hernia when the site was not specified, nonspecific indigestion, indigestion resulting from specified foods.
- 4 Cardiovascular condition - includes heart attack, angina, hypertension, or other mention of heart trouble.
- 5 Stress, nerves, tension

- 6 Menstrual or reproductive system condition - includes periods or menstrual cramps; any specified medical condition of ovaries, fallopian tubes, uterus, or vagina; pain or nausea related to pregnancy, childbirth, or abortion.
- 7 Other or nonspecific condition - includes conditions of other body systems, including respiratory conditions, kidney or bladder conditions, or musculoskeletal conditions, as well as vague symptoms not classified elsewhere; also includes responses such as "nothing" or "doctor not sure," and multiple entries.
- 8 Blank but applicable - indicates the question was erroneously omitted or an unintelligible entry or a response of "don't know" was recorded.
- 9 Not asked - These questions were added in the second printing of the questionnaire, which went into the field midway through the Mexican-American portion of the survey. Hence, for persons interviewed in the first half of that portion, if their answers to preceding questions dictated that these items should have been asked, a code '9' was inserted.

21. Hospitalization or medication for abdominal pain

Questions F35 and F36, on hospitalization or medication for the abdominal pain, were not asked for persons who reported in question F32 not having seen a doctor.

22. Rose Questionnaire

G1-G10: These questions comprise the London School of Hygiene Cardiovascular "Rose Questionnaire" used for the assessment of chest pain on effort (Rose, 1982). This set of questions can be used as a measure of angina pectoris, defined as chest pain on exertion, of cardiovascular origin, which is relieved by rest or nitroglycerine in ten minutes or less and is located in the sternum or left anterior chest and left arm. There is a standardized scoring algorithm recommended for creating a summary variable that indicates the presence of angina pectoris (Rose, 1982). Several published studies have examined the usefulness of this screening instrument for diagnosing cardiovascular chest pain in population-based surveys (Rose, 1962; Rose, 1965; Rose, 1977; Friedman, 1985).

Individuals with angina pectoris who avoided exertion (such as walking fast or uphill) in order to avoid attacks of chest pain may not have completed the full Rose Questionnaire. A respondent who reported chest pain in G1 or G2, but answered that he/she 'never hurries or walks uphill' in G3 and did not report 'chest pain when walking on the level' in G4, was not asked questions G5-G10 and thus did not complete the full Rose Questionnaire.

References

Rose G.A., Blackburn H., Gillum R.F., Prineas R.J.: Cardiovascular Survey Methods. Geneva: World Health Organization, 1982, 161-165.

Rose G.A.: The diagnosis of ischaemic heart pain and intermittent claudication in field surveys. Bulletin of the World Health Organization, 27, 1962, 645-658.

Rose G.A.: Chest pain questionnaire. Milbank Memorial Fund Quarterly, 43(2), 1965, 32-39.

Rose G.A., McCartney P., Reid D.D.: Self-administration of a questionnaire on chest pain and intermittent claudication. British Journal of Preventive and Social Medicine, 31, 1977, 42-48.

Friedman L.M., Byington R.P., Beta-Blocker Heart Attack Trial Research Group: Assessment of angina pectoris after myocardial infarction: comparison of "Rose Questionnaire" with physician judgment in the Beta-Blocker Heart Attack Trial. American Journal of Epidemiology, 121(4), 1985, 555-562.

23. Location of Chest Pain

G9: Respondents with chest pain on exertion were asked to identify all locations of pain using a diagram of eight locations in the upper torso (see Appendix 1). Each location was coded as a separate variable where a 1 indicates the presence of chest pain in that location, an 8 indicates that the response to question G9 was blank but applicable.

G10: The question "Do you feel it anywhere else?" was asked as a probe to identify possible additional locations of pain. If the respondent indicated additional locations they were coded as indicated, but the yes/no question about additional pain is not included on the data file.

24. First and Last Chest Pain Events

G13-G18: These questions were included to identify the first and last occurrences of severe chest pain lasting 30 minutes or more. In a few cases, the interviewers incorrectly accepted information for first and last attacks of chest pain with durations of less than 30 minutes. Since these questions were intended to be restricted to the attacks of chest pain lasting for 30 minutes or more, responses based on first and last chest pain attacks of shorter duration were not accepted.

25. Number of Cigarette Packs Smoked

ASPS B7, ASPS B9, ASPQ H6, ASPQ H8: If respondent answered in packs smoked per day rather than number of cigarettes, the number of packs was multiplied by 20 to yield an estimate of the number of cigarettes smoked per day.

26. Other Specify-Brand Cigarette

ASPS B10-B12, ASPQ H9-H11: The brand of cigarette mentioned in the 'other-specify' category was recoded into an existing brand name from card ASP-2 where possible. If the brand mentioned was not on the existing list, the brand name and information on the cigarette type from questions H12 (ASPQ) and B13 (ASPS) were checked against the Federal Trade Commission Tar, Nicotine, and Carbon Monoxide Report of 207 domestic cigarettes (Jan., 1985). Brands not on the existing brand name list (card ASP-2), but identified using the FTC report, were added to the existing list (see Appendix 3 for complete list).

27. Specific Cigarette Brand Name

ASPQ H11: This question was used as a probe to determine the specific name of the cigarette smoked within each brand. For example, if the brand smoked the most was Belair the respondent was asked if the name was Belair or Belair 100. The interviewer read all the names listed on card ASP-2 for the brand the respondent said was smoked the most.

28. Major Activity - Skip Pattern Problems

J2: Even though the respondent was only supposed to report one major activity, in a few cases the respondent reported more than one major activity; in those cases a decision was made to select working over keeping house as the major activity. In a few other cases the respondent was not asked the questions that corresponded directly with the reported major activity. In all of the cases the responses were recoded wherever possible to yield consistency with the reported major activity.

29. Definition of Chronic Conditions

J5-J11, J15-J21: A few respondents reported pregnancy as a condition that limited their usual activity. In the absence of any reports of additional disabling conditions, these respondents were assumed to be free of chronic limitations and their responses were recoded accordingly.

J8, J11, J18, J21, J35, J38: The name of the condition reported was not coded and therefore is not available on the data tape. Information in J8, J11, J18, J21, J35 and J38 allows the determination of whether the cause of the limitation was chronic or acute. A "chronic condition" is defined as one with onset more than three months ago or, if the onset was within the previous three months, that was on a list of predesignated chronic conditions. The list of predesignated chronic conditions is on card ASP-3 below.

ASP-3

Chronic Condition List

Allergy, any
 Arthritis or rheumatism
 Asthma
 Cancer
 Cleft palate
 Club foot
 Condition present since birth
 Deafness or serious trouble with hearing
 Diabetes
 Epilepsy
 Hardening of the arteries
 Hay fever
 Heart trouble
 Hemorrhoids or piles
 Hernia or rupture
 High blood pressure
 Kidney stones
 Mental illness
 Missing fingers, hand or arm; toes, foot or leg
 Palsy
 Paralysis of any kind
 Permanent stiffness or deformity of the foot, leg, fingers, arm or back
 Prostate trouble
 Repeated trouble with back or spine
 Rheumatic fever
 Serious trouble seeing, even when wearing glasses
 Sinus trouble, repeated attacks of
 Speech defect, any
 Stomach ulcer
 Stroke
 Thyroid trouble or goiter
 Tuberculosis
 Tumor, cyst, or growth
 Varicose veins, trouble with

30. Other Specify--Any Changes due to Disability

J42: The 'make some other change--specify' responses pertaining to any changes due to disability or health problem were recoded into the existing categories whenever possible. Respondents specifically indicating a change of less than one month were assigned a code of 4 (Pos. 889).

31. Type of Agricultural Crops

L8: Respondents were asked to specify agricultural crops that they mainly worked with. The crops and codes are enumerated in Appendix 4. Each respondent was allowed to specify up to five crops. Persons with responses of none, don't know, or blank but applicable are coded in one field (Pos. 976) and the first through fifth crops are coded in the next five fields (Pos. 977-979, 980-982, 983-985, 986-988, 989-991); thus, the count of cases with substantive responses decreases sequentially.

32. Language

M1: Respondents who received the English language questionnaire were asked "Do you speak any Spanish?" and respondents who received the Spanish language questionnaire were asked "Do you speak any English?" Hence, a '1' in this position indicates that the respondent is at least minimally bilingual, while a '2' indicates that he/she is monolingual.

33. Mexican-American Acculturation Score

An eight-item Mexican-American acculturation score has been computed for those persons with national origin recode (Pos. 53) = 1. The Mexican-American acculturation score is the arithmetic mean of the scores for eight variables that were derived from Questions M1-M15 of the Adult Sample Person Questionnaire and Question B6 of the Family Questionnaire. The eight acculturation variables are:

- What language do you speak?
- What language do you prefer?
- What language do you read better?
- What language do you write better?
- What ethnic identification do you use?
- What ethnic identification does/did your mother use?
- What ethnic identification does/did your father use?
- Where were you born? Your mother? Your father?

These eight variables represent a subset of the twenty-item Cuellar scale for Mexican-Americans that served as a prototype for the HHANES questions (Cuellar et al., 1980). Each of the first seven variables was scored from 1 to 5, where 1 represents the strongest Spanish language/Mexican orientation and 5 represents the strongest English language/American orientation. The eighth variable was scored either 1, 2 or 4.

The responses and coding of the eight individual variables are shown below:

The coding for the first two variables (Pos. 1022 and 1023), "What language do you speak? What language do you prefer?" was as follows:

- 1 Spanish only
- 2 Mostly Spanish, some English
- 3 Spanish and English about equally
- 4 Mostly English, some Spanish
- 5 English only

The coding for the next two variables (Pos. 1024 and 1025), "What language do you read better? What language do you write better?" was as follows:

- 1 Reads (writes) Spanish only
- 2 Reads (writes) Spanish better than English
- 3 Reads (writes) Spanish and English equally well
- 4 Reads (writes) English better than Spanish
- 5 Reads (writes) English only

The three variables on Mexican-American ethnic identification (Pos. 1026-1028), "Which ethnic identification do you use? Which ethnic identification does/did your mother/father use?" were coded as follows:

- 1 Mexican
- 2 Chicano
- 3 Mexican-American
- 4 Spanish, Spanish-, Latin-, Hispanic-American, American
- 5 Anglo or other

The Mexican-American variable on place of birth (Pos. 1020), "Where were you born? Your mother? Your father?" was coded as follows:

- 1 Born in Mexico
- 2 Not born in Mexico, one or both parents born in Mexico
- 4 Not born in Mexico, neither parent born in Mexico.

There were ten people who, even though they were interviewed in Spanish, had their answers marked onto an English-language questionnaire instrument. Since the question asked in M1 differs according to the language questionnaire instrument used, we were not able to determine what the response to M1 should have been. Because the remainder of the questionnaire is identical for both language versions, it was decided to assume that these persons speak at least some English but mostly Spanish, so that we could code the first language variable: "What language do you speak?" If the user wants to eliminate these persons from analysis or assume that they do not speak any English (which changes the final acculturation score very little), the user can identify these persons by looking for records with M1=8 (Pos. 1005) and M2=1 (Pos. 1006).

The variable on place of birth (Pos. 1029) was meant to replicate Cuellar's item "generation"; but, due to gaps in the data collected in HHANES, it does not include five generation levels. Specifically, a 1 represents first generation (persons born in Mexico) and a 2 represents second generation (person born in the U.S. and either or both parents born in Mexico). Cuellar's scale incorporated information on the grandparents' birthplace to distinguish between the third, fourth, and fifth generations. Although HHANES did not include data on grandparents' birthplace, persons of the third generation or higher are those persons not born in Mexico with neither parent born in Mexico. They were assigned a score of 4.

The user should be aware of the treatment of illiteracy in the development of the Mexican-American acculturation score. In order to compute an acculturation score for those persons who could either not read, not write, or both, the mean of each individual's scores on the remaining six or seven variables was assigned to the individual's scores for reading, writing, or both. This was the only imputation performed for the eight acculturation variables; persons with missing values ('8') for any other variables were excluded from the computations for the acculturation score.

Zero order correlation coefficients of the eight variables were examined in preparation for a factor analysis. Then a factor analysis of interviewed persons ages 18 and above, computed using the varimax rotation method, yielded two factors (Van de Geer, 1971; Nunnally, 1967). The first factor is a language factor that consists of the first four variables (language). The second factor is an ethnicity factor that consists of the last four variables (ethnic identification). In combination, the two factors pattern 75.75 percent of the total variance of the eight variables. The two factors are nearly equal in weight, with the language factor responsible for just over one-half of the patterned variance (52.41 percent) and the ethnicity factor responsible for just under one-half of the patterned variance (47.49 percent). Also, a reliability coefficient of 0.935 indicated an acceptable level of internal consistency. Furthermore, each of the eight variables contributes fairly equally to the two factor model (i.e. when the total patterned variance is partitioned among the eight variables the contributions range from 7.81 percent due to respondent's ethnic identification to 10.99 percent due to language read better). The factor analyses were replicated for males and females considered separately, for the examined population, and for the population ages 12-17 years. In each case all eight variables performed well.

The Mexican-American acculturation score is the arithmetic mean of the scores of the eight variables. It occupies a two-digit field that is scaled from 1.0 to 4.9, where the minimum value (1.0) indicates the strongest Spanish language/Mexican orientation and the maximum value (4.9) indicates the strongest English language/United States orientation.

The interpretation of measures of acculturation has been the topic of much research and analysis. For a discussion of alternative theoretical perspectives, users are referred to articles by Cuellar, et al., 1980; Montgomery and Orozco, 1984; Olmedo, 1979; and Teske and Nelson, 1974.

References

- o Cuellar, I., Harris, L.C. and Jasso, R.: An acculturation scale for Mexican American normalized clinical populations. Hispanic Journal of Behavioral Sciences. 2(3): 199-217, 1980.
- o Montgomery, G.T., and Orozco, S.: Validation of a measure of acculturation for Mexican Americans. Hispanic Journal of Behavioral Sciences. 6(1): 53-63, 1984.
- o Nunnally, J.C.: Psychometric Theory. McGraw-Hill Co., New York, New York, 1967.
- o Olmedo, E.L.: Acculturation: A psychometric perspective. American Psychologist. November: 1061-1070, 1979.
- o Teske, R.H.C. and Nelson, B.H.: Acculturation and assimilation: A clarification. American Ethnologist. May: 351-366, 1974.
- o Van de Geer, J.P.: Introduction to Multivariate Analysis for the Social Sciences. W.H. Freeman and Co., San Francisco, CA, 1976.

34. Cuban-American and Puerto Rican Language Usage and Birthplace

The available ethnicity data, from questions M10-M13 (Pos. 1014-1019), do not yield a categorization schema that is directly comparable to that developed for the three ethnic identification variables (Pos. 1026-1028) used to compute the Mexican-American acculturation score. Therefore, for the Cuban-American and Puerto Rican portions of the survey, only the scores for the four language

variables (Pos. 1022-1025) and a birthplace variable (Pos. 1029) have been computed for those persons with a national origin recode (Pos. 53) = 1. No final acculturation score (Pos. 1030-1031) is available for Cuban-Americans or Puerto Ricans in this survey. The four language variables were derived from Questions M1-M9 of the Adult Sample Person Questionnaire. The variables are:

- What language do you speak?
- What language do you prefer?
- What language do you read better?
- What language do you write better?

The coding for the first two variables (Pos. 1022 and 1023), "What language do you speak? What language do you prefer?" was as follows:

- 1 Spanish only
- 2 Mostly Spanish, some English
- 3 Spanish and English about equally
- 4 Mostly English, some Spanish
- 5 English only

The coding for the next two variables (Pos. 1024 and 1025), "What language do you read better? What language do you write better?" was as follows:

- 1 Reads (writes) Spanish only
- 2 Reads (writes) Spanish better than English
- 3 Reads (writes) Spanish and English equally well
- 4 Reads (writes) English better than Spanish
- 5 Reads (writes) English only

The birthplace variable (Pos. 1029) was derived from Questions M14 and M15 of the Adult Sample Person Questionnaire and Question B6 of the Family Questionnaire. The variable on birthplace was coded as follows:

- 1 Born in Cuba (Puerto Rico)
- 2 Not born in Cuba (Puerto Rico), one or both parents born in Cuba (Puerto Rico)
- 4 Not born in Cuba (Puerto Rico), neither parent born in Cuba (Puerto Rico)

This variable on place of birth was meant to replicate Cuellar's item "generation"; but, due to gaps in the data collected in HHANES, it does not include five generation levels. Specifically, a 1 represents first generation (persons born in Cuba (Puerto Rico)) and a 2 represents second generation (person born in the U.S. and either or both parents born in Cuba (Puerto Rico)). Cuellar's scale incorporated information on the grandparents' birthplace to distinguish between the third, fourth, and fifth generations. Although HHANES did not include data on grandparents' birthplace, persons of the third generation or higher are those persons not born in Cuba (Puerto Rico) with neither parent born in Cuba (Puerto Rico). They were assigned a score of 4.

Please contact the Medical Statistics Branch of the Division of Health Examination Statistics if interested in the results of our ongoing consultation and research efforts with Cuban and Puerto Rican acculturation experts.

35. Adult Sample Person Supplement Data Missing

In the Mexican-American portion of the survey, supplemental data forms for 17 examined adults were missing. The other 861 records without ASPS data were adults who were not examined (tape position 16=2).

In the Cuban-American portion, supplemental data forms for 5 examined adults were missing. The other 334 records without ASPS data were adults who were not examined (tape position 16=2).

In the Puerto Rican portion, supplemental data forms for 14 examined adults were missing. The other 427 records without ASPS data were adults who were not examined (tape position 16=2).

36. Termination of Menstrual Cycle

ASPS C3, C5: These questions concerning termination of menstrual cycles are intended to determine menopausal status. Early ages of menopause (under age 40) were usually related to a hysterectomy (C6). Pregnancy or lactation were, by definition, not acceptable reasons for a yes response to C3.

37. Days Since End of Last Menstrual Cycle

ASPS C4: Reports of days since the end of the last menstrual cycle in excess of 34 days may reflect a current pregnancy, lactation, or perimenopausal state and can be cross-checked with questions C27, C29, and C31 for further information.

38. Birth Control Pill Usage

ASPS C13-C15: Reports of the birth control pill usage begun after age 40 were verified to try to distinguish oral contraceptives from postmenopausal estrogens. Use of the data from C3 could provide additional information on menstrual status.

39. Birth Control Pill Usage

ASPS C17: The response 1 "normal cycle" was a cross-check for women who were currently taking birth control pills, but who may have been on the "off" day (i.e., days 22 to 28 for 21-day pills). If the respondent indicated normal cycle, the current brand of pill was coded in C18.

40. Number of Pregnancies

ASPS C32-C35: The number of pregnancies may differ from the total number of miscarriages, stillbirths and live births. In a few cases, multiple births may result in fewer pregnancies than the total in C33-C35. On the other hand, since the number of abortions was not specifically asked about, the number of pregnancies (including abortions) in C32 may exceed the total in C33-C35.

41. Child's Problem or Defect

ASPS C40: Positions 1236 to 1275 contain information pertaining to up to five children born with a problem or defect. A positive response to either C37 or C39 resulted in data in C40. Some respondents reported conditions that were not included on the list in C40 (for example, jaundice, respiratory problem, and blood problem). However, since there was no 'other, specify' response category for this question, not all defects are reflected in the responses to C40.

APPENDIX 1 - CHEST DIAGRAM

Chart for Section ASPQ-F — DIGESTIVE DISEASE

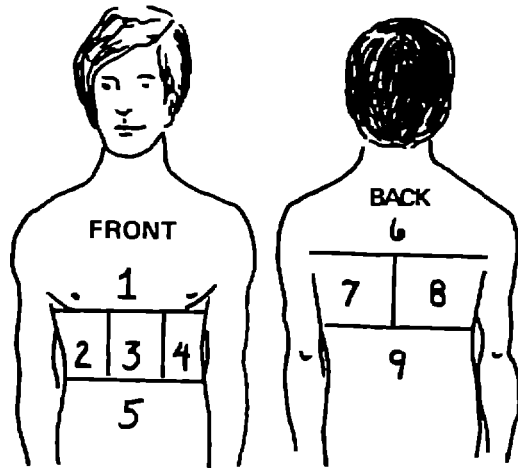
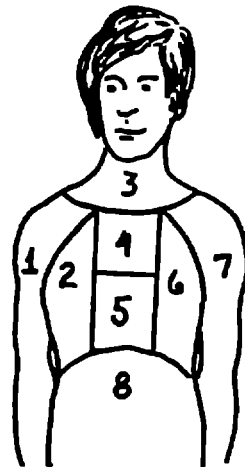


Chart for Section ASPQ-G — CARDIOVASCULAR DISEASE



APPENDIX 2 - SELF REPORT OF PHYSICIAN'S DIAGNOSIS OF CHEST PAIN**1 Coronary Heart Disease**

Heart Attack
Possible Heart Attack
Cardiac Arrest
Heart Surgery
Coronary Occlusion
Angina Pectoris

2 Other Cardiovascular Disease

Heart Condition (unspecified)
Circulation Diseases
Mitral Valve Prolapse
Heart Rhythm Disturbances
Congenital Heart Conditions
Enlarged Heart
Inflamed Heart
Heart Murmur
Rheumatic Heart Disease
Pericarditis
High Blood Pressure
Stroke
Blood Clots
Low Blood Pressure

3 Respiratory Conditions

Lung Conditions (unspecified)
Pneumonia
Bronchitis/Chest Congestion
Tuberculosis
Pleurisy
Asthma
Allergies
Respiratory Problems (unspecified)
Pulmonary Embolism
Coughing

4 Chest pain, Non-cardiovascular**5 Stress, Tension or Nervous Conditions**

Tension
Anxiety
Depression
Nerves, Nervousness
Stress
Pressure
Fatigue, Tiredness

8 Blank but Applicable**9 Don't Know**

APPENDIX 3 - CIGARETTE BRAND NAMES

<u>CODE</u>	<u>CIGARETTE BRAND NAMES</u>
001	Alpine
002	American Lights 120
003	American Lights
004	Artic Lights
005	Artic Lights 100
006	Aspen
007	Barclay
008	Barclay 100
009	Belair
134	Belair 100
010	Benson & Hedges
011	Benson & Hedges 100
012	Benson & Hedges Lights
157	Benson & Hedges Ultra Lights
158	Bright
159	Bright Lights
013	Brookwood
014	Bull Durham
015	Cambridge
016	Cambridge Menthol 100
017	Camel
018	Camel Lights
019	Camel "long" Lights
135	Camel Lights 100
020	Carlton
021	Carlton 100
136	Carlton 120
022	Chesterfield
137	Chesterfield 100
023	Decade
138	Decade 100
024	Doral
025	Doral II
026	DuMaurier
027	English Ovals
028	Eve (100mm)
029	Eve
030	Eve (120mm)
031	Fatima
032	Galaxy
035	Half & Half
036	Herbert Tareyton
037	Hi Lite
038	Home Run
039	Iceburg 100
040	Kent
033	Kent Golden Lights
034	Kent Golden Lights 100
041	Kent Micronite II
042	Kent Micronite II 100
043	Kent III
044	Kent III 100
161	Kent 100
045	Kool
163	Kool 100

139	Kool Lights
046	Kool Milds
047	Kool Milds 100
048	Kool Super Lights
049	Kool International
140	Kool Ultra
141	Kool Ultra 100
162	Kool Super Longs 100
050	L & M
142	L & M 100
051	L & M Lights
052	Lark
053	Lark 100
054	Lark II
055	Lark Lights
056	Lark Lights 100
057	Long Johns
058	Lucky Strike
059	Lucky 10
060	Lucky 100
061	Marlboro
062	Marlboro 100
063	Marlboro Lights
064	Marlboro Lights 100
065	Max
066	Merit
067	Merit Ultra Light
143	Merit 100
068	Montclair
069	More
144	More 120
165	More Lights 100
070	Multifilter
071	Newport
072	Newport 100
073	Newport Lights
145	Newport Red
146	Northwind
147	Northwind 100
074	Now
075	Now 100
076	Oasis
077	Old Goal Straights
078	Old Gold Filters
079	Old Gold Lights
080	Old Gold 100
081	Old Gold
148	Omni 100
082	Pall Mall
083	Pall Mall Lights Menthol
084	Pall Mall "Extra" Lights
085	Pall Mall Lights
166	Pall Mall 100
167	Pall Mall Light 100
086	Parliament Lights
087	Parliament Lights 100
088	Philip Morris
089	Philip Morris Commander
090	Philip Morris International
091	Picayune

092	Piedmont
093	Players
168	Players Light
094	Raleigh
095	Raleigh Lights
096	Raleigh Lights 100
097	Real
098	St. Moritz
149	St. Moritz 100
099	Salem
100	Salem Lights
101	Salem "Long" Lights 100
169	Salem Lights 100
150	Salem Ultra Lights
151	Salem 100
173	Salem Slim Lights 100
129	Salem Ultra
130	Salem Ultra 100
102	Saratoga
152	Saratoga 120
170	Satin
171	Satin Lights
103	Silva Thins
153	Silva Thins 100
104	Spring 100
105	Tall
154	Tall 120
106	Tareyton
107	Tareyton Lights
108	Tareyton Long Lights
109	Tareyton Ultra Low Tar
155	Tareyton 100
110	Tempo
111	Triumph
112	Triumph 100
113	True
114	True 100
115	Twist
116	Vantage
117	Vantage 100
118	Vantage Ultra Light
156	Vantage Ultra Light 100
119	Viceroy
120	Viceroy Rich Lights
121	Viceroy Rich Lights 100
122	Virginia Slims
123	Virginia Slims Lights
172	Virginia Slims Lights 100
124	Winston
125	Winston 100
126	Winston Lights
127	Winston Lights 100
128	Winston Ultra Lights
131	No Particular Brand
132	Roll your own
*133	Not Listed
999	Brand Name "DK"

*if not listed exactly, code as 133.

APPENDIX 4 - AGRICULTURE CROPS

ALPHABETIC

601	Alfalfa
301	Almonds
501	Apples
502	Apricots
101	Artichokes
102	Asparagus
503	Avocados
201	Barley
103	Beans
104	Beets
504	Berries
105	Broccoli
106	Brussel Sprouts
202	Buckwheat
107	Cabbage
108	Cantaloupes
110	Carrots
109	Casaba Melons
302	Cashews
401	Castor Beans
111	Cauliflower
112	Celeriac
113	Celery
114	Chard
505	Cherries
303	Chestnuts
115	Chicory
116	Citron
602	Clover
117	Collards
118	Corn
603	Cotton
604	Cowpeas
119	Cucumbers
120	Cucurbits
506	Currants
507	Dates
121	Eggplant
122	Endive
123	Escarole
605	Fescue
508	Figs
304	Filberts
606	Flax
500	Fruits, not further specified
124	Garlic
200	Grains
509	Grapefruit
510	Grapes/Raisins
600	Grasses
125	Green Peppers
511	Guavas

305	Hazelnuts
607	Hemp
126	Honeydew Melons
608	Hops
127	Horseradish
128	Kale
609	Kenaf
610	Kudzu
512	Kumquats
129	Leeks
513	Lemons
130	Lentils
611	Lespedeza
131	Lettuce
514	Limes
515	Litchi Nuts
516	Loquat
517	Mangoes
133	Millet
132	Milo
134	Mushrooms
402	Mustard
518	Nectarines
702	Nursery or Landscape Plants
300	Nuts
203	Oats
400	Oil Seeds
135	Okra
519	Olives
136	Onions
520	Oranges
521	Papayas
137	Parsley
138	Parsnips
522	Peaches
307	Peanuts
523	Pears
139	Peas
306	Pecans
140	Peppers
524	Persimmons
309	Pinon
308	Pistachio Nuts
525	Plaintain
526	Plums/Prunes
527	Pomegranates
141	Potatoes
701	Pumpkins
528	Quinces
142	Radishes
143	Rhubarb
204	Rice
144	Rutabaga, Turnips
205	Rye
403	Safflower

404	Sesame
206	Sorghum
405	Soybean
145	Spices
146	Spinach
147	Squash
406	Sunflower
148	Sweet Potatoes
530	Tangerines
529	Tangeloes
612	Tobacco
149	Tomatoes
407	Tung
613	Turf
700	Vegetables, not further specified
614	Vetch
310	Walnuts
150	Watermelon
207	Wheat (Hay)

APPENDIX 4 - AGRICULTURE CROPS**NUMERIC**

101	Artichoke
102	Asparagus
103	Beans
104	Beets
105	Broccoli
106	Brussel Sprouts
107	Cabbage
108	Cantaloupes
109	Casaba Melons
110	Carrots
111	Cauliflower
112	Celeriac
113	Celery
114	Chard
115	Chicory
116	Citron
117	Collards
118	Corn
119	Cucumbers
120	Cucurbits
121	Eggplant
122	Endive
123	Escarole
124	Garlic
125	Green Peppers
126	Honeydew Melons
127	Horseradish
128	Kale
129	Leeks
130	Lentils
131	Lettuce
132	Milo
133	Millet
134	Mushrooms
135	Okra
136	Onions
137	Parsley
138	Parsnips
139	Peas
140	Peppers
141	Potatoes
142	Radishes
143	Rhubarb
144	Rutabagas, Turnips
145	Spices
146	Spinach
147	Squash
148	Sweet Potatoes
149	Tomatoes
150	Watermelon
200	Grains

201	Barley
202	Buckwheat
203	Oats
204	Rice
205	Rye
206	Sorghum
207	Wheat (Hay)
300	Nuts
301	Almonds
302	Cashews
303	Chestnuts
304	Filberts
305	Hazelnuts
306	Pecans
307	Peanuts
308	Pistachio Nuts
309	Pinon
310	Walnuts
400	Oil Seeds
401	Castor Beans
402	Mustard
403	Safflower
404	Sesame
405	Soybean
406	Sunflower
407	Tung
500	Fruits, not further specified
501	Apples
502	Apricots
503	Avocados
504	Berries
505	Cherries
506	Currants
507	Dates
508	Figs
509	Grapefruit
510	Grapes/Raisins
511	Guavas
512	Kumquats
513	Lemons
514	Limes
515	Litchi Nuts
516	Loquat
517	Mangoes
518	Nectarines
519	Olives
520	Oranges
521	Papayas
522	Peaches
523	Pears
524	Persimmons
525	Plaintain
526	Plums/Prunes
527	Pomegranates
528	Quinces

529	Tangeloes
530	Tangerines
600	Grasses
601	Alfalfa
602	Clover
603	Cotton
604	Cowpeas
605	Fescue
606	Flax
607	Hemp
608	Hops
609	Kenaf
610	Kudzu
611	Lespedeza
612	Tobacco
613	Turf
614	Vetch
700	Vegetables, not further specified
701	Pumpkins
702	Nursery or Landscape Plants

APPENDIX 5 - ORAL CONTRACEPTIVES

Code #	<u>Brand and description</u>	
001	Ovcon-35	(21 day)
002	Ovcon-35	(28 day)
003	Ovcon-50	(21 day)
004	Ovcon-50	(28 day)
005	Demulen	(21 day)
006	Demulen	(28 day)
007	Demulen 1/35	(21 day)
008	Demulen 1/35	(28 day)
009	Ovulen	(21 day)
010	Ovulen	(28 day)
011	Enovid-E	(21 day)
012	Enovid-E	(20 day)
013	Lo/Ovral	(21 day)
014	Lo/Ovral	(28 day)
015	Ovral	(21 day)
016	Ovral	(28 day)
017	Ovrette	(28 day)
018	Loestrin 1/20	(21 day)
019	Loestrin 1/20 Fe	(28 day)
020	Loestrin 1.5/30	(21 day)
021	Loestrin 1.5/30 Fe	(28 day)
022	Norlestrin 1/50	(21 day)
023	Norlestrin 1/50	(28 day)
024	Norlestrin 1/50 Fe	(28 day)
025	Norlestrin 2.5/50	(21 day)
026	Norlestrin 2.5/50 Fe	(28 day)
027	Brevicon	(21 day)
028	Brevicon	(28 day)
029	Norinyl 1 + 35	(21 day)
030	Norinyl 1 + 35	(28 day)
031	Norinyl 1 + 50	(21 day)
032	Norinyl 1 + 50	(28 day)
033	Norinyl 1 + 80	(21 day)
034	Norinyl 1 + 80	(28 day)
035	Norinyl 2 mg	(20 day)
036	Nor-QD	
037	Ortho-Novum 1/35	(21 day)
038	Ortho-Novum 1/35	(28 day)
039	Modicon	(21 day)
040	Modicon	(28 day)
041	Ortho-Novum 1/50	(21 day)
042	Ortho-Novum 1/50	(28 day)
043	Ortho-Novum 1/80	(21 day)
044	Ortho-Novum 1/80	(28 day)
045	Ortho-Novum 10/11	(21 day)
046	Ortho-Novum 10/11	(28 day)
047	Ortho-Novum 2 mg	(21 day)
048	Micronor	
777	Other, not specified	
888	Blank but applicable	
999	Unknown	

