

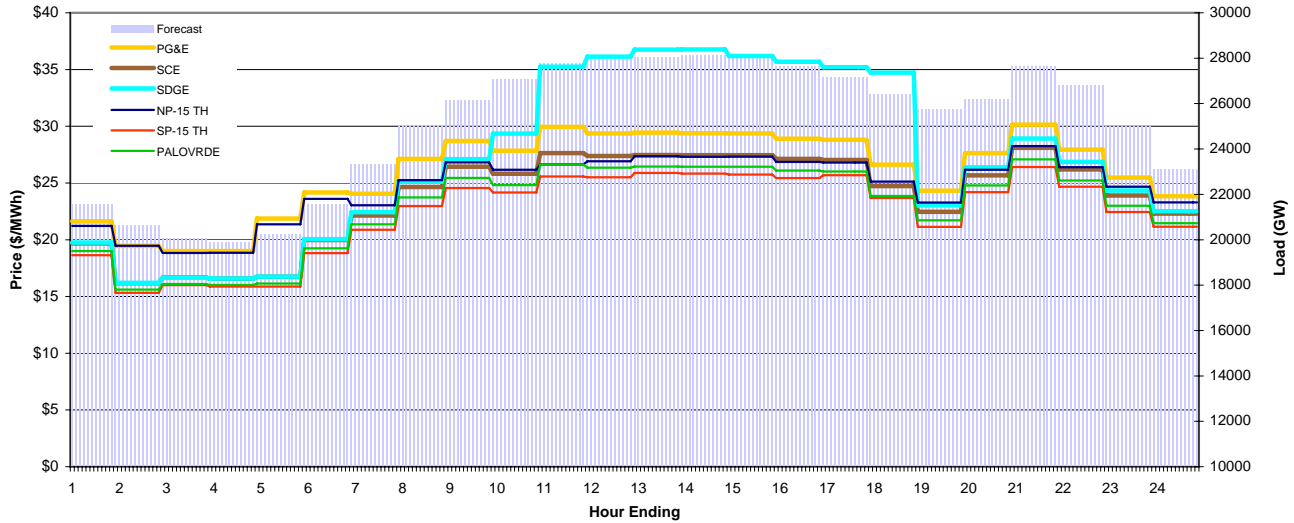
# CAISO Daily Report

Delivery Day: 20090501

Price Color Codes: <=0 >=100 >=200

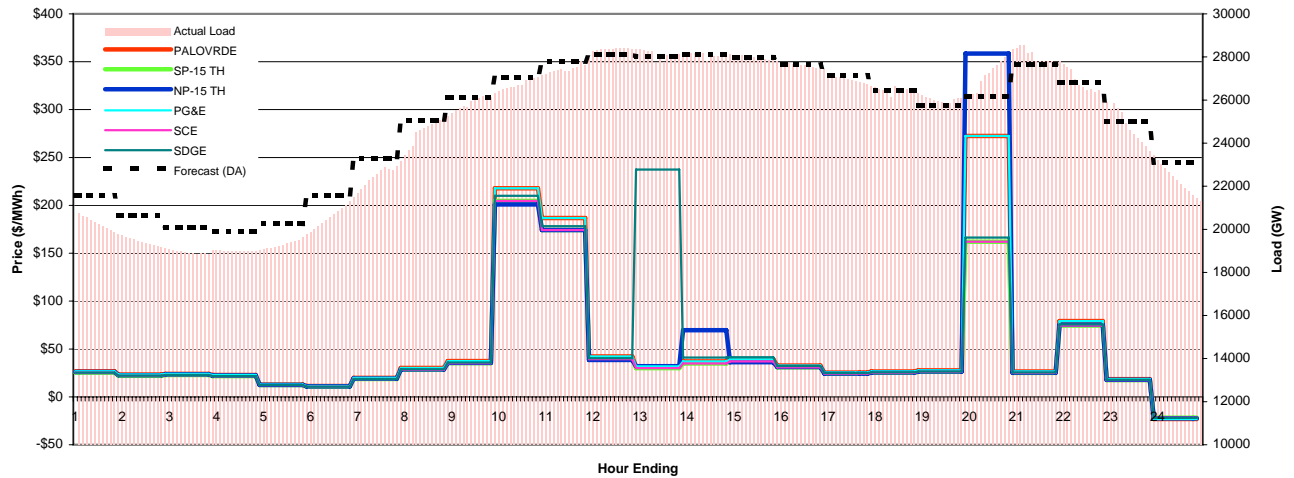
## Day-Ahead Prices and Cleared Load

	HE1	HE2	HE3	HE4	HE5	HE6	HE7	HE8	HE9	HE10	HE11	HE12	HE13	HE14	HE15	HE16	HE17	HE18	HE19	HE20	HE21	HE22	HE23	HE24
PG&E	21.64	19.46	19.00	19.00	21.86	24.17	24.05	27.12	28.71	27.85	29.95	29.37	29.44	29.38	29.38	28.91	28.81	26.61	24.32	27.64	30.15	27.95	25.47	23.84
SCE	19.68	16.17	16.67	16.56	16.74	19.98	22.13	24.64	26.43	25.82	27.64	27.39	27.47	27.45	27.45	27.13	27.02	24.73	22.46	25.68	28.10	26.20	23.90	22.31
SDGE	19.75	16.20	16.65	16.58	16.75	20.04	22.43	25.12	27.10	29.36	35.25	36.14	36.76	36.77	36.19	35.68	35.20	34.73	23.04	26.37	28.92	26.86	24.33	22.52
NP-15 TH	21.22	19.48	18.84	18.85	21.37	23.61	23.03	25.26	26.82	26.17	26.64	26.92	27.35	27.30	27.33	26.86	26.80	25.13	23.27	26.17	28.25	26.39	24.67	23.29
SP-15 TH	18.64	15.33	16.00	15.87	15.88	18.82	20.88	22.96	24.56	24.17	25.58	25.51	25.89	25.83	25.75	25.43	25.69	23.69	21.14	24.19	26.41	24.68	22.44	21.15
PALOV RDE	19.00	15.61	16.10	16.01	16.15	19.24	21.36	23.73	25.44	24.82	26.61	26.35	26.45	26.44	26.44	26.09	26.01	23.86	21.71	24.78	27.08	25.23	23.00	21.45
Forecast	21.6	20.6	20.1	19.9	20.2	21.6	23.3	25.0	26.1	27.1	27.8	28.1	28.0	28.1	28.0	27.6	27.2	26.4	25.8	26.2	27.7	26.8	25.0	23.1



## Preliminary Real-Time Prices with Forecasted and Actual System Load

	HE1	HE2	HE3	HE4	HE5	HE6	HE7	HE8	HE9	HE10	HE11	HE12	HE13	HE14	HE15	HE16	HE17	HE18	HE19	HE20	HE21	HE22	HE23	HE24
Palovrde	24.18	21.35	21.94	20.83	11.80	10.23	17.78	27.10	33.68	196.05	166.61	37.67	29.17	70.24	35.73	29.82	23.26	24.22	25.10	143.39	23.99	15.15	16.74	-20.89
sp15	23.99	21.08	21.98	20.87	11.69	10.05	17.57	26.61	32.94	190.59	160.53	36.11	38.14	69.75	34.35	28.42	22.37	23.52	24.47	141.45	23.64	70.06	16.38	-20.67
np15	26.05	22.75	23.52	22.31	12.55	10.96	19.21	28.78	35.62	200.91	174.22	38.58	31.98	69.61	36.27	31.27	24.32	25.45	26.61	358.52	25.39	75.47	17.83	-22.41
pgae	26.67	23.28	24.03	22.81	12.86	11.26	19.82	30.21	37.44	217.81	186.72	42.23	31.92	37.02	39.26	32.71	25.44	26.52	27.62	272.57	26.58	79.13	18.47	-23.02
sce	25.28	22.04	22.88	21.73	12.30	10.69	18.62	28.33	35.23	204.73	174.17	39.32	30.04	34.89	37.08	30.92	24.18	25.17	26.15	162.02	25.08	74.56	17.46	-21.78
sdge	25.35	22.27	22.86	21.72	12.32	10.71	18.73	28.88	35.97	210.01	178.26	40.34	237.35	41.03	41.48	32.27	24.79	25.72	26.58	166.38	25.51	75.70	17.76	-21.98
Forecast-Load	1.4	1.3	1.2	0.9	0.8	0.8	0.7	0.3	0.2	0.2	0.2	-0.3	-0.1	0.1	0.0	0.1	0.3	0.0	-0.3	-1.3	-0.3	0.2	0.6	1.1
Load	20.19	19.32	18.93	18.98	19.40	20.78	22.65	24.72	25.98	26.81	27.56	28.36	28.09	28.07	27.93	27.54	26.87	26.41	26.03	27.47	27.96	26.56	24.42	22.02



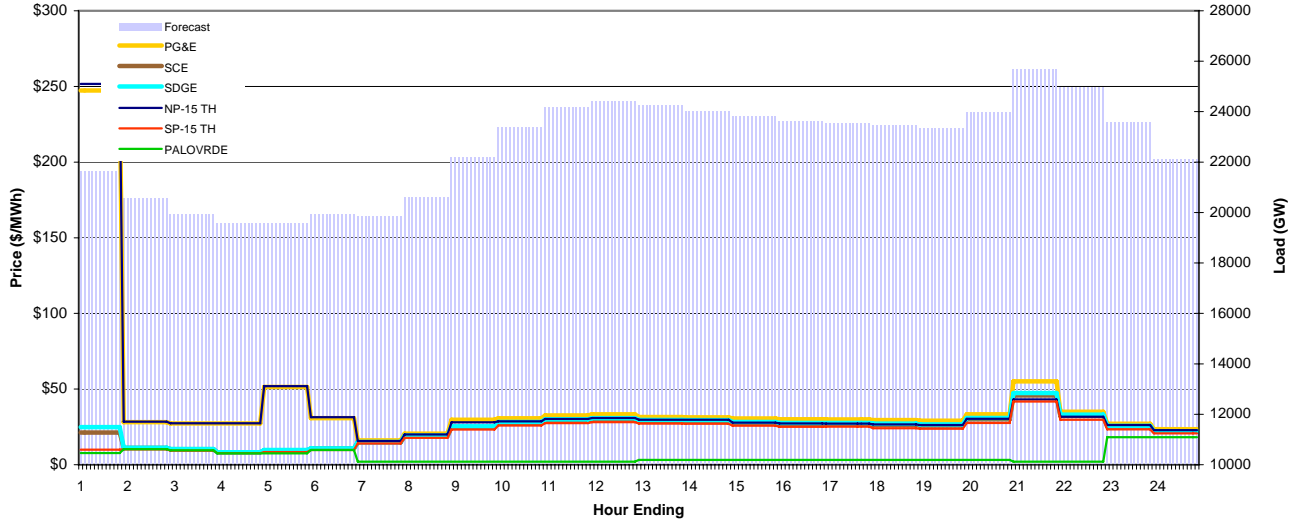
# CAISO Daily Report

Delivery Day: 20090502

Price Color Codes: <=0 >=100 >=200

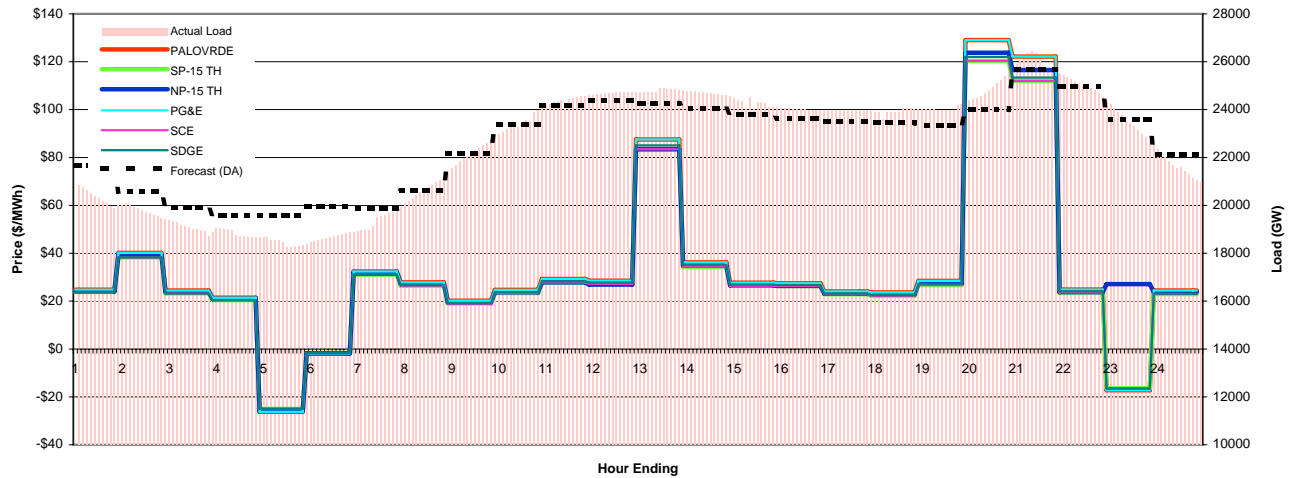
## Day-Ahead Prices and Cleared Load

	HE1	HE2	HE3	HE4	HE5	HE6	HE7	HE8	HE9	HE10	HE11	HE12	HE13	HE14	HE15	HE16	HE17	HE18	HE19	HE20	HE21	HE22	HE23	HE24
PG&E	247.32	28.15	27.26	27.26	51.43	30.79	16.03	20.56	29.73	30.71	32.57	33.31	31.52	31.31	30.59	30.07	29.98	29.55	29.06	33.36	55.06	35.03	27.06	23.49
SCE	21.27	11.07	10.22	8.20	9.44	10.64	14.84	18.96	24.85	27.64	29.32	30.01	28.92	28.76	27.53	26.89	26.89	26.42	25.93	29.98	45.75	32.24	25.30	21.97
SDGE	24.86	11.22	10.36	8.28	9.72	10.80	15.00	19.24	25.34	28.23	30.02	30.81	29.64	29.50	28.26	27.60	27.58	27.20	26.64	30.86	47.39	33.08	25.70	22.08
NP-15 TH	251.71	28.42	27.44	27.42	51.87	31.40	15.62	20.00	28.05	28.65	30.27	30.91	29.67	29.69	27.81	27.24	27.14	26.66	26.23	30.35	43.11	31.71	26.25	22.89
SP-15 TH	9.94	10.15	9.34	7.66	8.30	9.71	14.06	17.81	23.21	25.92	27.53	28.13	27.18	27.04	25.78	25.09	25.13	24.12	23.75	27.55	41.77	29.75	23.38	20.72
PALOVRDE	7.73	10.26	9.54	7.48	7.51	9.78	2.00	2.00	2.00	2.00	2.00	2.00	3.15	3.15	3.15	3.15	3.15	3.15	3.15	3.15	2.00	2.00	18.22	18.22
Forecast	21.7	20.6	19.9	19.6	19.6	19.9	19.9	20.6	22.2	23.4	24.2	24.4	24.3	24.0	23.8	23.6	23.5	23.4	23.4	24.0	25.7	25.0	23.6	22.1



## Preliminary Real-Time Prices with Forecasted and Actual System Load

	HE1	HE2	HE3	HE4	HE5	HE6	HE7	HE8	HE9	HE10	HE11	HE12	HE13	HE14	HE15	HE16	HE17	HE18	HE19	HE20	HE21	HE22	HE23	HE24
Palovrde	23.02	37.01	22.45	19.73	-24.11	-1.65	29.88	25.58	18.32	22.48	26.65	26.14	80.14	33.05	25.41	25.22	21.97	21.37	25.68	115.60	107.45	22.76	25.45	22.06
sp15	22.82	36.48	22.22	19.82	-24.14	-1.68	29.51	24.95	17.95	22.10	26.28	25.75	78.84	32.56	24.98	24.76	21.55	20.66	24.82	112.14	104.74	21.90	24.61	21.60
np15	24.09	39.26	23.89	20.93	-25.79	-1.85	31.78	27.17	19.45	23.73	27.83	26.94	83.43	34.78	26.65	26.39	23.16	22.78	27.36	123.73	116.55	23.78	27.13	23.86
pgae	24.74	40.16	24.45	21.43	-26.24	-1.87	32.41	27.83	20.13	24.70	29.24	28.53	87.52	36.19	27.73	27.43	24.06	23.66	28.41	129.01	122.13	24.84	-17.18	24.45
sce	23.86	38.25	23.24	20.45	-25.00	-1.73	31.03	26.43	19.02	23.39	27.80	27.26	83.49	34.42	26.47	26.29	22.89	22.22	26.69	120.36	112.01	23.64	-16.39	22.97
sdge	23.91	38.26	23.19	20.36	-24.91	-1.69	31.02	26.64	19.22	23.70	28.24	27.75	85.05	35.05	26.94	26.70	23.16	22.46	27.09	122.02	113.37	24.07	-16.51	23.11
Forecast-Load	1.4	0.9	0.9	0.8	1.2	1.2	0.4	-0.2	-0.1	-0.2	-0.3	-0.3	-0.5	-0.6	-0.4	-0.4	-0.4	-0.5	-0.7	-1.1	-0.3	0.1	0.4	0.6
Load	20.29	19.70	19.03	18.79	18.42	18.72	19.48	20.81	22.33	23.56	24.43	24.69	24.80	24.65	24.21	23.99	23.91	23.93	24.07	25.06	25.94	24.85	23.20	21.46



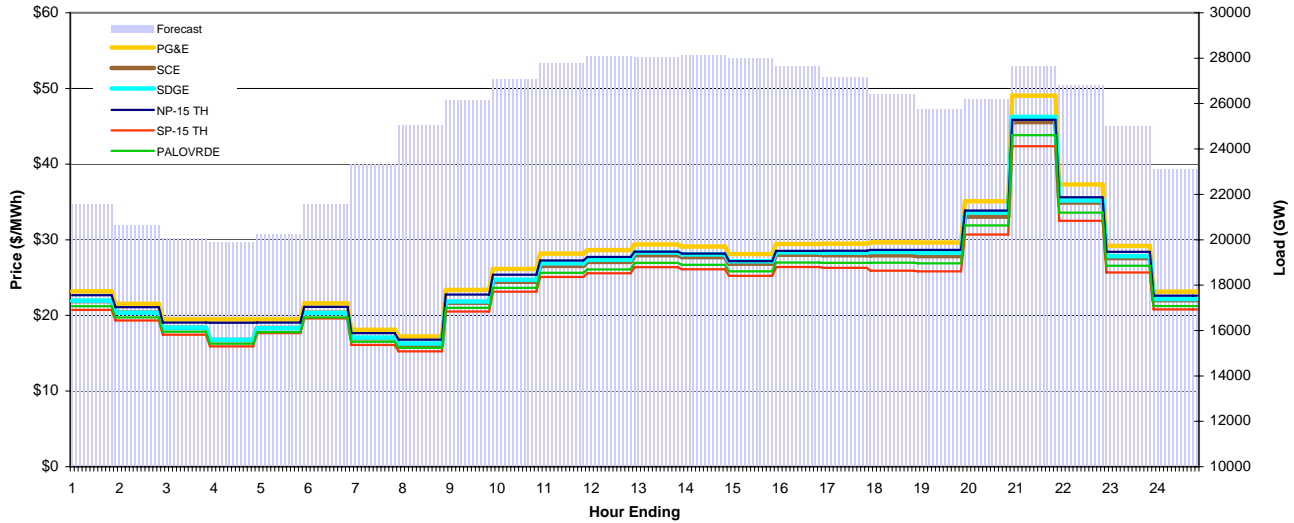
# CAISO Daily Report

Delivery Day: 20090503

Price Color Codes: <=0 >=100 >=200

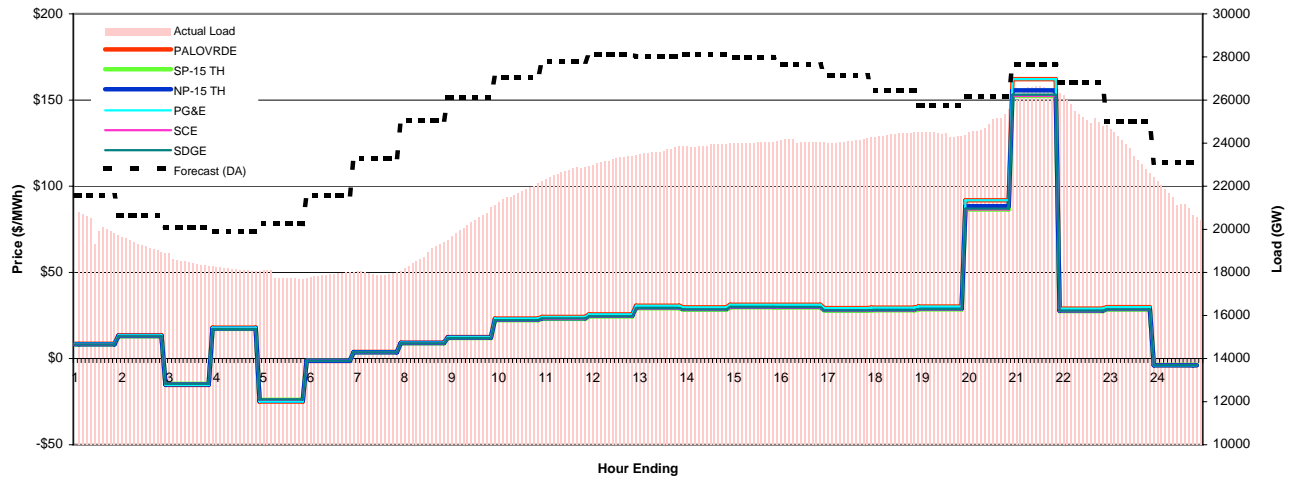
## Day-Ahead Prices and Cleared Load

	HE1	HE2	HE3	HE4	HE5	HE6	HE7	HE8	HE9	HE10	HE11	HE12	HE13	HE14	HE15	HE16	HE17	HE18	HE19	HE20	HE21	HE22	HE23	HE24
PG&E	23.19	21.54	19.48	19.48	19.48	21.60	18.10	17.21	23.36	26.13	28.17	28.64	29.38	29.09	28.10	29.45	29.49	29.65	29.63	35.08	49.05	37.31	29.19	23.14
SCE	21.89	20.36	18.37	16.75	18.33	20.34	16.98	16.12	21.68	24.45	26.55	27.07	27.96	27.71	26.84	28.03	27.95	27.93	27.82	33.05	45.56	34.91	27.57	22.01
SDGE	21.95	20.35	18.39	16.76	18.31	20.33	17.08	16.28	21.84	24.71	26.88	27.36	28.31	28.06	27.15	28.34	28.29	28.37	28.28	33.59	46.22	35.20	27.83	22.16
NP-15 TH	22.67	21.08	19.07	19.04	19.05	21.13	17.67	16.80	22.76	25.38	27.27	27.73	28.42	28.17	27.18	28.53	28.54	28.66	28.65	33.86	45.86	35.61	28.39	22.61
SP-15 TH	20.74	19.33	17.45	15.90	17.66	19.61	16.10	15.24	20.52	23.13	25.09	25.57	26.37	26.09	25.24	26.39	26.29	25.90	25.83	30.68	42.37	32.51	25.67	20.78
PALOVDRDE	21.21	19.73	17.85	16.26	17.79	19.73	16.51	15.71	21.01	23.63	25.63	26.08	26.93	26.69	25.83	26.99	26.94	26.97	26.88	31.88	43.82	33.59	26.56	21.23
Forecast	21.6	20.6	20.1	19.9	20.2	21.6	23.3	25.0	26.1	27.1	27.8	28.1	28.0	28.1	28.0	27.6	27.2	26.4	25.8	26.2	27.7	26.8	25.0	23.1



## Preliminary Real-Time Prices with Forecasted and Actual System Load

	HE1	HE2	HE3	HE4	HE5	HE6	HE7	HE8	HE9	HE10	HE11	HE12	HE13	HE14	HE15	HE16	HE17	HE18	HE19	HE20	HE21	HE22	HE23	HE24
Palovrde	7.88	12.52	-14.16	16.65	-23.03	-1.22	3.54	8.53	11.48	21.38	22.19	23.41	27.99	27.14	28.57	28.49	26.70	26.89	27.38	82.90	145.86	26.44	27.27	-3.60
sp15	7.73	12.30	-13.91	16.32	-22.97	-1.22	3.47	8.31	11.18	20.84	21.69	22.92	27.38	26.58	27.94	27.79	26.02	25.88	26.41	80.33	142.20	25.63	26.47	-3.46
np15	8.30	13.17	-15.01	17.48	-24.44	-1.30	3.67	9.07	12.20	22.60	23.42	24.88	29.71	28.78	30.22	30.14	28.26	28.57	29.09	88.43	155.66	27.90	28.83	-3.84
pgae	8.56	13.54	-15.28	17.93	-24.92	-1.32	3.82	9.26	12.49	23.22	24.18	25.70	30.70	29.78	31.27	31.20	29.27	29.60	30.16	91.85	162.15	28.98	29.84	-3.88
sce	8.17	12.99	-14.66	17.21	-23.89	-1.26	3.68	8.82	11.90	22.18	23.07	24.41	29.17	28.31	29.76	29.63	27.81	28.01	28.51	86.43	152.33	27.53	28.42	-3.71
sdge	8.19	12.96	-14.62	17.16	-23.74	-1.25	3.65	8.85	11.96	22.34	23.29	24.56	29.39	28.50	30.04	29.96	27.96	28.21	28.73	87.04	153.08	27.75	28.57	-3.75
Forecast-Load	1.5	1.5	1.7	1.8	2.5	3.6	5.3	6.1	5.6	5.2	5.1	4.8	4.4	4.2	4.0	3.6	3.0	2.0	1.4	1.1	1.2	1.6	1.6	2.0
Load	20.07	19.17	18.40	18.11	17.78	17.93	17.96	18.97	20.50	21.82	22.73	23.28	23.68	23.90	24.03	24.06	24.12	24.42	24.40	25.11	26.44	25.17	23.36	21.11



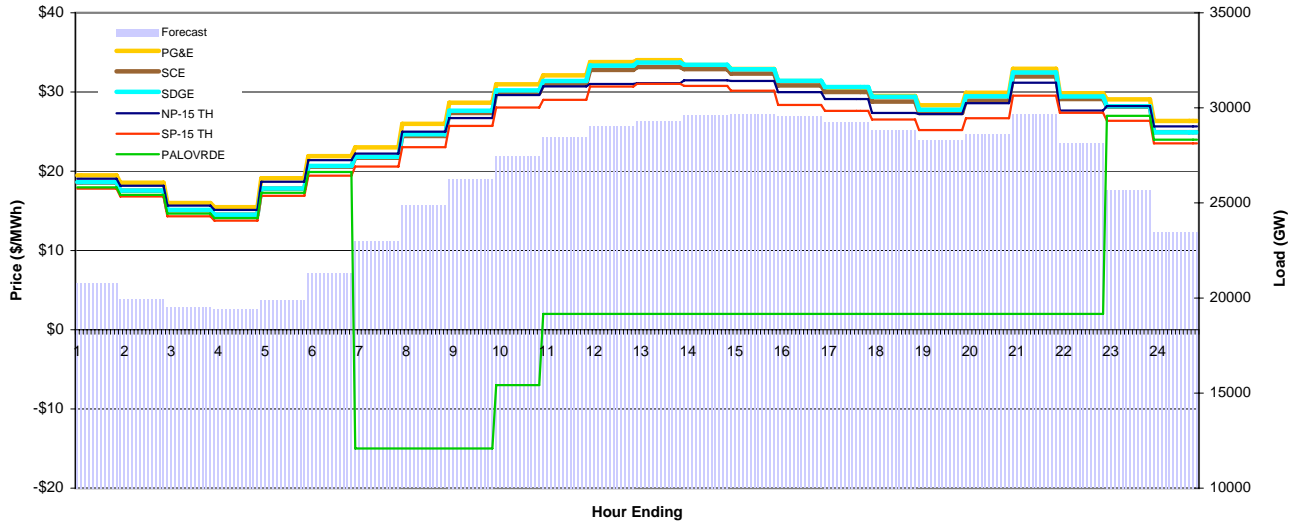
# CAISO Daily Report

Delivery Day: 20090504

Price Color Codes: <=0 >=100 >=200

## Day-Ahead Prices and Cleared Load

	HE1	HE2	HE3	HE4	HE5	HE6	HE7	HE8	HE9	HE10	HE11	HE12	HE13	HE14	HE15	HE16	HE17	HE18	HE19	HE20	HE21	HE22	HE23	HE24
PG&E	19.48	18.56	15.99	15.45	19.11	21.90	23.01	25.99	28.64	30.98	32.11	33.78	34.02	33.39	32.91	31.38	30.43	29.49	28.33	29.90	32.93	29.85	29.08	26.35
SCE	18.57	17.55	15.08	14.51	17.82	20.57	21.71	24.44	27.37	29.85	30.94	32.80	33.16	32.88	32.33	30.82	30.01	28.80	27.36	28.92	31.97	29.11	28.14	24.94
SDGE	18.64	17.57	15.12	14.52	17.84	20.67	21.82	24.68	27.64	30.21	31.40	33.34	33.71	33.43	32.87	31.41	30.63	29.41	27.76	29.46	32.46	29.43	28.21	24.91
NP-15 TH	19.05	18.16	15.66	15.13	18.67	21.40	22.22	25.00	26.72	29.61	30.71	31.01	31.11	31.48	31.40	29.99	29.11	27.36	27.21	28.58	31.16	27.66	28.23	25.67
SP-15 TH	17.80	16.83	14.30	13.77	16.89	19.44	20.60	23.04	25.71	28.04	29.01	30.70	31.03	30.77	30.17	28.37	27.63	26.54	25.19	26.69	29.54	27.38	26.38	23.51
PALOVPRDE	17.97	17.01	14.65	14.10	17.29	19.92	-15.00	-15.00	-15.00	-7.00	2.00	2.00	2.00	2.00	2.00	2.00	2.00	2.00	2.00	2.00	2.00	2.00	27.00	23.98
Forecast	20.8	19.9	19.5	19.4	19.9	21.3	23.0	24.9	26.3	27.4	28.5	29.1	29.3	29.6	29.6	29.2	28.8	28.3	28.6	29.6	28.1	25.7	23.5	



## Preliminary Real-Time Prices with Forecasted and Actual System Load

	HE1	HE2	HE3	HE4	HE5	HE6	HE7	HE8	HE9	HE10	HE11	HE12	HE13	HE14	HE15	HE16	HE17	HE18	HE19	HE20	HE21	HE22	HE23	HE24
Palovrde	22.96	28.96	17.68	-7.23	1.41	15.66	3.04	26.77	24.88	28.75	25.77	26.78	26.58	36.94	29.15	27.35	26.37	24.00	24.06	32.70	30.60	25.32	17.69	-2.27
sp15	22.82	28.63	17.17	-7.06	1.42	15.34	3.01	26.37	24.40	28.35	25.54	26.51	26.27	36.30	28.72	26.40	25.39	23.18	23.22	33.64	29.74	24.72	17.19	-2.20
np15	24.35	30.66	18.66	-7.69	6.86	20.63	3.15	29.54	28.20	32.08	28.70	29.51	27.65	32.76	27.01	27.86	27.51	24.48	24.72	36.01	31.44	26.11	18.54	-2.42
pgae	24.89	31.42	19.14	-7.82	7.02	21.08	3.29	32.21	32.37	36.30	32.73	33.51	29.74	36.90	30.73	31.52	30.37	25.59	25.83	37.64	33.07	27.35	19.23	-2.41
sce	23.80	29.93	18.22	-7.45	1.54	16.28	3.17	27.95	26.03	30.09	27.05	28.10	27.86	38.45	30.34	28.46	27.46	25.03	25.11	36.43	32.05	26.49	18.41	-2.34
sdge	23.83	29.96	18.30	-7.49	1.54	16.36	3.22	28.33	26.39	30.59	27.53	28.66	28.47	39.32	31.04	29.08	27.99	25.51	25.37	36.21	32.27	26.75	18.51	-2.37
Forecast-Load	1.2	1.1	1.2	1.4	1.5	1.4	0.6	0.2	0.2	0.2	0.4	0.4	0.4	0.3	0.5	0.5	0.6	0.6	0.3	0.1	0.2	0.4	0.6	1.1
Load	19.59	18.83	18.35	18.06	18.42	19.92	22.42	24.66	26.02	27.22	28.11	28.66	28.92	29.32	29.19	29.03	28.67	28.17	27.94	28.47	29.44	27.75	25.02	22.34

