

//




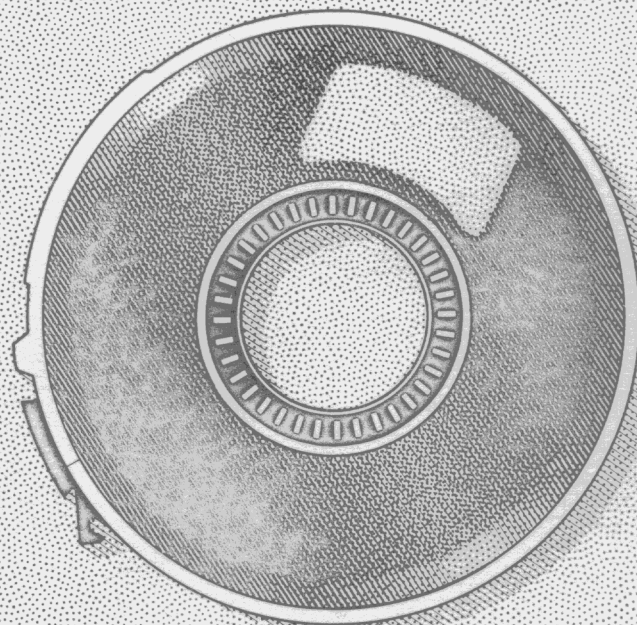
Public Use Data Tape Documentation



Medical History Questionnaire, Ages 1-11
Tape Number 4067

National Health and Nutrition Examination Survey,
1971-75


U.S. DEPARTMENT OF HEALTH AND HUMAN SERVICES • Public Health Service • Centers for Disease Control • National Center for Health Statistics



Public Use Data Tape Documentation

Medical History Questionnaire, Ages 1-11
Tape Number 4067

National Health and Nutrition Examination Survey,
1971-75



U.S. DEPARTMENT OF HEALTH AND HUMAN SERVICES
Public Health Service
Centers for Disease Control
National Center of Health Statistics

Hyattsville, Maryland
May 1981

The data compilation and documentation necessary for the Medical History Questionnaire, Ages 1-11, were done by Michael Rowland, Clair Harvey, Kurt Maurer, Everette Collins, Evelyn Stanton, Dorothy Blodgett and Mary Dudley of the Division of Health Examination Statistics, National Center for Health Statistics. A special note of gratitude is due Darian Varga who patiently typed and retyped this material.

CONTENTS

	<u>Page</u>
HANES 1971-1975	
Description of Survey	1
Target Population	1
Data Collection	2
Use of HANES Data	4
Errors in the Data Sets and Survey Differences	5
Variance Estimation	6
Tape Characteristics	7
General Notes	
Demographic Information	8
Medical History Questionnaire	8
Tape Description Summary	
Demographic Data	9
Medical History Questionnaire, Ages 1-11	12
Tape Description .	
Demographic Data	15
Medical History Questionnaire, Ages 1-11	31
Detailed Notes	53

MEDICAL HISTORY QUESTIONNAIRE, AGES 1-11

Health and Nutrition Examination Survey, HANES I, 1971-1975

Description of Survey: A detailed description of the design, content and operation of HANES I is provided in the following reports: Plan and Operation of the Health and Nutrition Examination Survey, DHEW Pub. No. (HSM) 73-1310, Series 1, Nos. 10a and 10b, Public Health Service, Washington, D.C., U.S. Government Printing Office, February 1973. Also provided is a draft report on the augmentation survey of adults describing the relevant field work conducted between July 1974 and October 1975.

Target Population: HANES I was conducted on a nationwide probability sample of approximately 28,000 persons, ages 1-74 years, from the civilian, noninstitutionalized population of the coterminous United States, excepting those persons residing on Indian reservations. The survey started in April 1971 and for many survey components was completed in June 1974. The HANES I sample was selected so that certain population groups thought to be at high risk of malnutrition (persons with low incomes, preschool children, women of childbearing age and the elderly) were oversampled at known rates. Adjusted sampling weights were then computed within 60 age, sex and race categories in order to inflate the sample in such a manner as to closely reflect the noninstitutionalized population, ages 1-74, of the United States at the midpoint of the survey.

Although the main emphasis of HANES I was on nutrition, a subset of those sample persons aged 25-74 received a more detailed health examination which was continued through October 1975. No particular oversampling of subgroups of the population was done in this subsample (e.g. women of childbearing age were not oversampled as they were for the major nutrition component of HANES I). This subsample is also representative of the United States population aged 25-74 at the midpoint of the survey.

After the nutrition survey was completed, the detailed examination given to the 25-74 age group was continued until the total number of examined persons was approximately double the number of examinees who received the detailed examination during the nutrition survey.

Data Collection: Information for all examined sample persons in HANES I was obtained by means of a household interview, a general medical history, a 24-hour dietary intake recall interview, a food frequency interview, a food program questionnaire, a general medical examination, dental, dermatological and ophthalmological examinations, anthropometric measurement, hand-wrist x-rays (of those ages 1-17 only) and 24 hematological, blood chemistry, and urological laboratory determinations.

In addition to the information received on all examined persons by means of the above questionnaires, procedures and measurements, the following data were gathered on the subsample of adults aged 25-74: a medical history supplement; supplementary questionnaires concerning

arthritis, respiratory and cardiovascular conditions (when applicable); a health care needs questionnaire; a general well-being questionnaire; an extended medical examination; x-rays of the chest and hip and knee joints; audiometry; electrocardiography; goniometry; spirometry; pulmonary diffusion and tuberculin tests; along with additional laboratory determinations.

Use of HANES Data

With the goal of mutual benefit, NCHS requests the cooperation of recipients of data tapes in certain actions related to their use:

- A. Any published material derived from the data should acknowledge the National Center for Health Statistics as the original source. It should include also a disclaimer which credits any analyses, interpretations, or conclusions reached to the author (recipient of the tape) and not to NCHS, which is responsible only for the initial data.
- B. Consumers who wish to publish a technical description of the data will make a reasonable effort to insure that the description is not inconsistent with that published by NCHS. This does not mean, however, that NCHS will review such descriptions.

Errors in the Data Sets and Survey Differences

The data users tapes have been subjected to a great deal of careful editing. However, due to the large volume of data in the series, it is likely that a small number of errors or discrepancies remain undetected. We would appreciate if any such errors are detected that they be brought to our attention so that new corrected copies of the tape can be created and errata sheets issued to previous purchasers.

Some of the continuous data items have extremely high or low values and we have verified that they do in fact appear that way on the hard documents; that is, we have verified that the values have not been incorrectly keyed.

In general, we have not attempted to resolve any differences that may exist between estimates derived from the various subsamples of HANES I. Nor have we made any comparisons between estimates from HANES I and previous surveys conducted by the Division of Health Examination Statistics.

Variance Estimation

Because the Health and Nutrition Examination Survey is based upon a complex sample design, the assumptions of many statistical tests and routinely available statistical programs are not met. For this reason, when estimates of the variances of statistics from HANES are computed, the technique of estimation must be based upon complex sampling theory. In order to provide the user with the capability of estimating the complex sample variances, we have provided Strata and Primary Sampling Unit (PSU) codes on the HANES user tapes in tape positions 194-198. However, these codes are suitable for making variance estimates only for examination locations 1-65 and 1-100. To compute variance estimates for examination locations 1-35 or 66-100, it is necessary to recode the current Strata-PSU codes according to the specifications that follow. The resultant recoded Strata-PSU codes should be used only for locations 1-35 and 66-100.

One computer program that should be widely available sometime around the summer of 1978 as part of the Statistical Analysis System (available from the SAS Institute, Inc., Post Office Box 10066, Raleigh, North Carolina 27605) is capable of using the Strata-PSU codes provided for HANES to compute complex sample variances. Other programs may also be available.

In those Strata, referred to as certainty or self-representing Strata, the PSU codes are actually the segment numbers. Neither the Strata codes nor the PSU codes are the original codes used in the formation of the HANES sample design, but are none-the-less a unique recoding of the original codes. For further discussion of the sample design of HANES, the user should consult the publications of the National Center for Health Statistics: Series 1-Nos. 10a and 14 and the detailed note for tape positions 158-193.

Recode Specifications for Strata-PSU Codes

First.--Create a file with only those records in the file for examination locations 1-35.*

Second.--Retain the original Strata-PSU codes in Strata 7-10 and 13 in the original form as the recoded Strata-PSU codes.

Third.--Recode the remaining strata according to the chart below.

Fourth.--Repeat the process for examination locations 66-100.*

<u>Old Strata #</u> <u>(tape positions 194-195)</u>	<u>New Strata #</u>	<u>New PSU #</u>
01	01	001
02	01	002
03	03	001
06	03	002
04	04	001
05	04	002
11	11	001
12	11	002
14	14	001
21	14	002
15	15	001
16	15	002
17	17	001
20	17	002
18	18	001
19	18	002
22	22	001
25	22	002
23	23	001
24	23	002
26	26	001
27	26	002
28	28	001
29	28	002
30	30	001
35	30	002
31	31	001
32	31	002
33	33	001
34	33	002

*See detailed note for tape positions 158-193.

Tape Characteristics

Title: Medical History Questionnaire, Ages 1-11

Catalog Number: 4067

Data Set Name: HEHANESI.DU406703

Record Length: 450

Blocksize: 4500

Number of Records: 4972

Number of Reels: 1

Recording Mode: Fixed Block, EBCDIC

Channel: 9 Track

Created by: Division of Health Examination Statistics
National Center for Health Statistics
Hyattsville, Maryland

General Notes

Demographic Information: An advance letter, announcing the forthcoming arrival of an interviewer from the U.S. Bureau of the Census, was mailed to each household that fell into the sample area. The interviewer subsequently visited the household to ascertain its composition and to administer a questionnaire, the primary purpose of which was to obtain demographic information. The questionnaire was administered to each potential sample person that was available and competent enough to respond to questions. In the event that a potential sample person was not at home at the time of interview, any responsible adult in the household was asked to respond to the questions for the absent person.

Demographic information for each of the examinees appears in tape positions 1-200.

Medical History Questionnaire: During their visit to the sample household to make the appointments for the examination, the Health and Nutrition Examination Survey field representative administered a medical history to the parents for children ages 1-11 years and to the sample person for those 12-74 years of age. In addition the General Medical History Supplement, Ages 25-74, was administered if the sample person was designated to receive the detailed examination.

DEMOGRAPHIC DATA SUMMARY - HANES I

	<u>Tape</u> <u>Positions</u>
Sample sequence number	1
Size of place	10
SMSA-not SMSA	11
Type of living quarters	12
Land usage	13
If rural, asked - How many acres of land are included	14
If 10 acres or more asked - Sale of crops, etc. amount to \$50 or more ..	15
If 10 acres or less asked - Sale of crops, etc. amount to \$250 or more ..	16
Age - head of household	17
Sex - head of household	19
Highest grade attended - "head of household	20
Race - head of household	22
Total number of persons in household	23
Total sample persons in household	25
Number of rooms in house	27
Is there piped water	28
If yes, is there hot and cold piped water	29
If yes to piped water - Does house have a sink with piped water	30
Does house have a range or cook stove	31
Does house have a refrigerator.....	32
Are kitchen facilities used by anyone not living in household	33
Total family income group	34
NOTE: The following income questions were asked <u>only</u> if "Total Family Income" was less than \$7,000	
During Past Year Did you or Any Members of Your Family Receive Money From:	
Wages or salaries	36
If yes - How much altogether before deductions	37
Social Security or Railroad Retirement	41
If yes - How much altogether	42
Welfare payments or other public assistance	46
If yes - How much altogether	47
Unemployment or Workman's Compensation	51
If yes - How much altogether	52
Government employee pensions or private pensions	56
If yes - How much altogether	57

	<u>Tape Positions</u>
Dividends, interest or rent	61
If yes - How much altogether	62
Net income from own non-farm business, professional practice or partnership	66
If yes - How much altogether	67
Net income from a farm	71
If yes - How much altogether	72
Veteran's payments	76
If yes - How much altogether	77
Alimony, child support or contributions from persons not living in household	81
If yes - How much altogether	82
Any other income	86
If yes - How much altogether	87
Total amount	91
Family unit code	95
Relationship to head of household	100
Age at interview	101
Race of examined person	103
Sex of examined person	104
Marital status	105
Date of birth (month and year)	106
Place of birth	110
Highest grade of regular school ever attended	112
Did he finish the grade	114
Is he attending school now	115
Has he ever attended a school of any kind	116
If yes - What kind of school	117
Is any language other than English frequently spoken in the household .	118
If yes - What language	119
What is your main ancestry or national origin	120
What was he doing most of past three months	122
If "something else" - What was he doing	123
If "keeping house" or "something else" - Did he work at a job or business at any time during the past three months	124
If "working" - Did he work full-time or part-time	125
Did he work at any time last week or the week before (not around house)	126
If no - Even though he did not work during that time, does he have a job or business	127

	<u>Tape Positions</u>
Was he looking for work or on lay-off from a job	128
If yes - Which	129
Class of worker	130
If self-employed in "own" business and not a farm, is the business incorporated	131
Business or industry code	132
Occupation code	135
Date of examination	138
Age at examination	144
Farm/non-farm	146
Poverty index	147
Region	150
 FOOD PROGRAMS APPLICABILITY	 151
Are you certified to participate in the food stamp program?	152
Are you buying food stamps now?	153
What is the main reason you aren't participating in the program?	154
Are you certified to participate in the commodity distribution program?	155
Are you receiving commodity foods now for your family?	156
Why aren't you participating in the program?	157
 SAMPLE WEIGHTS	 158
 STRATA - Primary Sampling Unit (PSU)	 194

MEDICAL HISTORY (AGES 1-5) (AGES 6-11) DATA SUMMARY - HANES I

	<u>Tape</u> <u>Positions</u>
CATALOGUE NUMBER - 4067	201
 <u>AGES 1-5</u>	
How much did he weigh when he was born? (pounds/ounces)	228
Was he born prematurely?	232
How old was his mother when he was born?	233
How many children has his mother had?	235
How many were born before him?	237
How many of his brothers/sisters weighed less than 5½ pounds at birth?	239
How much did he weigh when he was one year old?	241
How much did he weigh when he was two years old?	243
How old was he when he got his first tooth?	245
How old was he when he first sat up by himself?	247
How old was he when he walked by himself?	249
Was he breast-fed at any time?	251
How old was he when he stopped breast feeding?	252
As a baby, was he at any time fed milk from a bottle?	254
What type of milk was used? (Whole cow's milk; commercially prepared milk; a soy base formula; other)	255
How old was he when he first started eating solid foods like cereal or fruit?	259
Has he had the following immunizations? (DPT; polio; smallpox; measles; German measles; mumps; other)	261
Does he or did he have any of the following conditions he was born with? (Heart; eyes; mouth or throat; stomach or intestines; kidneys or urinary system; muscles, bones or joints; brain or nervous system)	268
Has he ever accidentally swallowed any medicine, pills, or poison?	275
Did this result in any serious damage?	276
Has he ever had a bad accident?	277
Does he still have the effects of it?	278
Has he ever stayed in a hospital overnight?	279
Has he ever had an operation?	280
Does he have any allergies?	281
How many times has he had pneumonia?	282
Does he have it now?	283
During the past six months how many colds has he had?	284
Does he have one now?	285
During the past six months has he passed any worms?	286
What type - tiny white or pencil size?	287
During the past six months how many times has he had diarrhea?	288
Does he have it now?	290
Does he ever eat dirt or clay, starch, paint or plaster, or any material that might be considered unusual? Which?	291

AGES 1-5 - continued

Tape
Positions

Does he have unusual trouble seeing at night or in the dark?	296
How much does his mother weigh?	297
How tall is she?	300
How much does his father weigh?	303
How tall is he?	306
May I see your box of table salt? (Iodized/Not iodized)	310
Respondent's relationship to sample child covered?	311
Is there a school lunch program at the school that ... attends?	312
How many times a week does he usually participate?	313
How much does he pay for his lunch per day?	314
Is there a special milk program at the school that ... attends?	316
How many times a week does he usually participate?	317
Is there a school breakfast program at the school that ... attends?	318
How many times a week does he usually participate?	319
How much does he pay for his breakfast per day?	320

AGES 6-11

How much did he weigh when he was born?	328
Was he born prematurely?	332
How many children has his mother had?	333
How many were born before him?	335
How many of his brothers/sisters weighed less than 5½ pounds at birth?	337
How much did he weigh when he was one year old?	339
Was he breast fed at any time?	341
How old was he when he stopped breast feeding?	342
As a baby was he at any time fed milk from a bottle?	344
What type of milk was used? (Whole cow's milk; commercially prepared milk; a soy base formula; other)	345
How old was he when he first started eating solid foods?	349
Does he or did he have any condition he was born with that involved any of the following? (Heart; eyes; mouth or throat; stomach or intestines; kidney or urinary system; muscles, bones or joints; brain or nervous system)	351
Has he ever been treated for the following? (Anemia; abnormal bleeding; asthma; other allergies; tuberculosis; pneumonia; other chest or lung condition; heart condition; diabetes; epilepsy or convulsions; stomach or intestinal disorder; kidney disease or infection; thyroid disease or goiter; cancer or tumors; other condition)	358
Has he ever had a bad accident?	373
Does he still have the effects of it?	374
Has he ever stayed overnight in a hospital?	375
Has he ever had an operation?	376
Is he unable to do some things because of a condition that has bothered him for a long time?	377
During the past six months how many colds has he had?	378
Does he have one now?	379
During the past six months has he passed any worms?	380
What type - tiny white or pencil sized?	381
During the past six months how many times has he had diarrhea?	382
Does he have it now?	384
Does he ever eat dirt or clay, starch, paint or plaster, or any material that might be considered unusual? Which?	385
Does he have unusual trouble seeing at night or in the dark?	390
Has he ever had any other trouble seeing?	391
Was it because of an eye injury?	392

AGES 6-11 - continued

Tape
Positions

Was it because of an eye infection or other eye problem?	393
Did he see a doctor about the eye injury?	394
Did he see a doctor about the eye infection or other eye problem?	395
Has he ever had an eye accident or eye injury that did not affect his vision?	396
Did he see a doctor about it?	397
Has he ever worn glasses or contact lenses?	398
Does he still wear them?	399
When does he wear them? (All the time; for reading or close work; for distance vision; at other times)	400
Does (did) he have trouble with his vision even when wearing them?	404
How old was he when he first wore them?	405
Has he ever had to miss school because of trouble with his eyes?	407
How much does his mother weigh?	408
How tall is she?	411
How much does his father weigh?	414
How tall is he?	417
May I see your box of table salt? (Iodized/Not Iodized)	421
Respondent's relationship to child covered?	422
Is there a school lunch program at the school that ... attends?	423
How many times a week does he usually participate?	424
How much does he pay for his lunch per day?	425
Is there a special milk program at the school that ... attends?	427
How many times a week does he usually participate?	428
Is there a school breakfast program at the school that ... attends?	429
How many times a week does he usually participate?	430
How much does he pay for his breakfast per day?	431

HEALTH AND NUTRITION EXAMINATION SURVEY (HANES I)

LOCATIONS 1-65
(AGES 1-11)

DEMOGRAPHIC DATA TAPE

(n = 4972)

Item #	Tape Loc.	No. of Positions	ITEM DESCRIPTION & CODES	Control Counts	HANES I Data Source
			<u>DEMOGRAPHIC DATA</u>		
	1-5	5	<u>Sample Sequence Number</u>		
	6-9	4	<u>Catalog Number</u> 4271		
	10	1	<u>Size of Place</u> 1 - Urbanized area with 3,000,000 or more 2 - Urbanized area with 1,000,000 to 2,999,999 3 - Urbanized area with 250,000 to 999,999 4 - Urbanized area under 250,000 5 - Urban place 25,000 or more outside urbanized area 6 - Urban place 10,000 to 24,999 outside urbanized area 7 - Urban place 2,500 to 9,999 outside urbanized area 8 - Rural	861 583 637 582 82 216 275 1736	Household Questionnaire See Detailed Notes
	11	1	<u>SMSA - Not SMSA</u> 1 - In SMSA, in central city 2 - In SMSA, not in central city 4 - Not in SMSA	1804 1358 1810	Household Questionnaire See Detailed Notes
	12	1	<u>Type of Living Quarters</u> 1 - Housing Unit 2 - Other unit	4962 10	Household Questionnaire
	13	1	<u>Land Usage</u> 1 - All other 2 - Rural	3275 1697	Household Questionnaire
	14	1	IF Rural, asked <u>How Many Acres of Land Are Included?</u> 1 - 10 or more acres 2 - Less than 10 acres 9 - Not applicable	356 1341 3275	Household Questionnaire

HEALTH AND NUTRITION EXAMINATION SURVEY (HANES I)

Item #	Tape Loc.	No. of Positions	ITEM DESCRIPTION & CODES	Control Counts	HANES I Data Source
15		1	If 10 acres or more, asked if <u>Sale of Crops, Etc. Amount to \$50 or more?</u> 2 - Yes 4 - No 9 - Not applicable	204 152 4616	Household Questionnaire
16		1	If 10 acres or less, asked if <u>Sale of Crops, Etc. Amount to \$250 or more?</u> 3 - Yes 5 - No 9 - Not applicable	30 1311 3631	Household Questionnaire
17-18		2	<u>Age - Head of Household</u> 18-89- as given	4971	Household Questionnaire
19		1	00-Blank, but applicable <u>Sex - Head of Household</u> 1 - Male 2 - Female	1 4008 964	Household Questionnaire
20-21		2	<u>Highest Grade Attended - Head of Household</u> 10 - None 21 - 1st grade 22 - 2nd grade 23 - 3rd grade 24 - 4th grade 25 - 5th grade 26 - 6th grade 27 - 7th grade 28 - 8th grade 31 - 9th grade 32 - 10th grade 33 - 11th grade 34 - 12th grade 41 - First year of college 42 - Second year of college 43 - Third year of college 44 - Fourth year of college 45 - Graduate 88 - Blank, but applicable	39 9 44 70 76 55 140 135 393 304 400 348 1749 186 248 96 302 250 128	Household Questionnaire

HEALTH AND NUTRITION EXAMINATION SURVEY (HANES I)

Item #	Tape Loc.	No. of Positions	ITEM DESCRIPTION & CODES	Control Counts	HANES I Data Source
22		1	<u>Race - Head of Household</u> 1 - White 2 - Negro 3 - Other	3674 1249 49	Household Questionnaire See Detailed Notes
23-24		2	<u>Total Number of Persons in Household</u> 02-19 - As given	4972	Household Questionnaire
25-26		2	<u>Total Sample Persons in Household</u> 01-07 - As given	4972	Household Questionnaire
27		1	<u>Number of Rooms in House</u> 1-8 - As given 9 - 9 or more	4717 255	Household Questionnaire
28		1	<u>Is there piped water?</u> 1 - Yes 2 - No	4802 170	Household Questionnaire
29		1	If yes <u>Is there hot and cold piped water?</u> 1 - Yes 2 - No 9 - Not applicable	4677 125 170	Household Questionnaire
30		1	If yes to piped water - <u>Does House Have a Sink with Piped Water?</u> 1 - Yes 2 - No 9 - Not applicable	4774 29 169	Household Questionnaire
31		1	<u>Does House Have a Range or Cook Stove?</u> 1 - Yes 2 - No	4967 5	Household Questionnaire

HEALTH AND NUTRITION EXAMINATION SURVEY (HANES I)

Item #	Tape Loc.	No. of Positions	ITEM DESCRIPTION & CODES	Control Counts	HANES I Data Source
32		1	<u>Does House have a Refrigerator?</u> 1 - Yes 2 - No	4956 16	Household Questionnaire
33		1	<u>Are kitchen facilities used by anyone not living in household?</u> 1 - Yes 2 - No 9 - Not applicable	141 4694 137	Household Questionnaire
34-35		2	<u>Total Family Income Group</u> 11 - Under \$1,000 (including loss) 12 - \$1,000-1,999 13 - \$2,000-2,999 14 - \$3,000-3,999 15 - \$4,000-4,999 16 - \$5,000-5,999 17 - \$6,000-6,999 18 - \$7,000-9,999 19 - \$10,000-14,999 20 - \$15,000-19,999 21 - \$20,000-24,999 22 - \$25,000 and over 88 - Blank, but applicable NOTE: The following income questions were asked <u>only</u> if "Total Family Income" was less than \$7,000. DURING PAST YEAR DID YOU OR ANY MEMBERS OF YOUR FAMILY RECEIVE MONEY FROM:	89 237 294 320 293 297 303 1207 1132 405 161 126 108	Household Questionnaire See Detailed Notes
36		1	<u>Wages or Salaries?</u> 1 - Yes 2 - No 8 - Blank, but applicable 9 - Not applicable	1250 599 92 3031	Household Questionnaire

HEALTH AND NUTRITION EXAMINATION SURVEY (HANES I)

Item #	Type Loc.	No. of Positions	ITEM DESCRIPTION & CODES	Control Counts	HANES I Data Source
37-40		4	<u>If yes to above, how much altogether before deductions?</u> 0001-6999 - As given 8888 - Blank, but applicable 9999 - Not applicable	1191 151 3630	Household Questionnaire
41		1	<u>Social Security or Railroad Retirement?</u> 1 - Yes 2 - No 8 - Blank, but applicable 9 - Not applicable	157 1699 85 3031	Household Questionnaire
42-45		4	<u>If yes to above, how much altogether?</u> 0001-6999 - As given 8888 - Blank, but applicable 9999 - Not applicable	155 87 4730	Household Questionnaire
46		1	<u>Welfare Payments or Other Public Assistance?</u> 1 - Yes 2 - No 8 - Blank, but applicable 9 - Not applicable	805 1053 83 3031	Household Questionnaire
47-50		4	<u>If yes to above, how much altogether?</u> 0001-6999 - As given 8888 - Blank, but applicable 9999 - Not applicable	796 92 4084	Household Questionnaire
51		1	<u>Unemployment or Workmen's Compensation?</u> 1 - Yes 2 - No 8 - Blank, but applicable 9 - Not applicable	126 1732 83 3031	Household Questionnaire

HEALTH AND NUTRITION EXAMINATION SURVEY (HANES I)

Item #	Type Loc.	No. of Positions	ITEM DESCRIPTION & CODES	Control Counts	HANES I Data Source
52-55		4	<u>If yes to above, how much altogether?</u> 0001-6999 - As given 8888 - Blank, but applicable 9999 - Not applicable	122 87 4763	Household Questionnaire
56		1	<u>Government Employee Pensions or Private Pensions?</u> 1 - Yes 2 - No 8 - Blank, but applicable 9 - Not applicable	16 1843 82 3031	Household Questionnaire
57-60		4	<u>If yes to above, how much altogether?</u> 0001-6999 - As given 8888 - Blank, but applicable 9999 - Not applicable	15 83 4874	Household Questionnaire
61		1	<u>Dividends, interest or rent?</u> 1 - Yes 2 - No 8 - Blank, but applicable 9 - Not applicable	42 1816 82 3032	Household Questionnaire
62-65		4	<u>If yes to above, how much altogether?</u> 0001-6999 - As given 8888 - Blank, but applicable 9999 - Not applicable	40 84 4848	Household Questionnaire
66		1	<u>Net income from own non-farm business, professional practice or partnership?</u> 1 - Yes 2 - No 3 - Loss 8 - Blank, but applicable 9 - Not applicable	66 1789 2 84 3031	Household Questionnaire

HEALTH AND NUTRITION EXAMINATION SURVEY (HANES I)

Item #	Tape Loc.	No. of Positions	ITEM DESCRIPTION & CODES	Control Counts	HANES I Data Source
67-70		4	<u>If yes to above, how much altogether?</u> 0001-6999 - As given 8888 - Blank, but applicable 9999 - Not applicable	62 90 4820	Household Questionnaire
71		1	<u>Net income from a farm?</u> 1 - Yes 2 - No 3 - Loss 8 - Blank, but applicable 9 - Not applicable	64 1792 3 82 3031	Household Questionnaire
72-75		4	<u>If yes to above, how much altogether?</u> 0000-7500 - As given 8888 - Blank, but applicable 9999 - Not applicable	60 89 4823	Household Questionnaire
76		1	<u>Veteran's Payments</u> 1 - Yes 2 - No 8 - Blank, but applicable 9 - Not applicable	46 1812 82 3032	Household Questionnaire
77-80		4	<u>If yes to above, how much altogether?</u> 0001-6999 - As given 8888 - Blank, but applicable 9999 - Not applicable	44 84 4844	Household Questionnaire
81		1	<u>Alimony, child support or contributions from persons not living in household?</u> 1 - Yes 2 - No 8 - Blank, but applicable 9 - Not applicable	142 1716 83 3031	Household Questionnaire

HEALTH AND NUTRITION EXAMINATION SURVEY (HANES I)

Item #	Type Loc.	No. of Positions	ITEM DESCRIPTION & CODES	Control Counts	HANES I Data Source
82-85		4	<u>If yes to above, how much altogether?</u> 0001-6999 - As given 8888 - Blank, but applicable 9999 - Not applicable	137 88 4747	Household Questionnaire
86		1	<u>Any other income?</u> 1 - Yes 2 - No 8 - Blank, but applicable 9 - Not applicable	51 1807 82 3032	Household Questionnaire
87-90		4	<u>If yes to above, how much altogether?</u> 0001-6999 - As given 8888 - Blank, but applicable 9999 - Not applicable	50 83 4839	Household Questionnaire
91-94		4	<u>Total Amount (Total of Positions 37-90)</u> 0000-6999 - As given 8888 - Blank, but applicable 9999 - Not applicable	1773 168 3031	Household Questionnaire
95-99		5	<u>FAMILY UNIT CODE</u> 00001-23180	4972	Computer generated See Detailed Notes
100		1	<u>Relationship to Head of Household</u> 1 - Head (1 person living alone or with non-relatives) 2 - Head (2 or more related persons in family) 3 - Wife 4 - Child 5 - Other relative	0 0 0 4624 348	Household Questionnaire
101-2		2	<u>Age at Interview</u> 01-11 - As given	4972	Household Questionnaire

HEALTH AND NUTRITION EXAMINATION SURVEY (HANES I)

Item #	Tape Loc.	No. of Positions	ITEM DESCRIPTION & CODES	Control Counts	HANES I Data Source
103		1	<u>Race of Examined Person</u> 1 - White 2 - Negro 3 - Other	3663 1254 55	Household Questionnaire See Detailed Notes
104		1	<u>Sex of Examined Person</u> 1 - Male 2 - Female	2503 2469	Household Questionnaire
105		1	<u>Marital Status</u> 1 - Under 17 2 - Married 3 - Widowed 4 - Never married 5 - Divorced 6 - Separated 8 - Blank, but applicable	4972 0 0 0 0 0 0	Household Questionnaire
106-9		4	<u>Date of Birth (month, year)</u> 01-12 - Month as given 59-73 - Year as given	4972 4972	Household Questionnaire
110-11		2	<u>Place of Birth</u> 01-02 04-06 08-13 15-42 } As given 44-51 53-56 60-81 91-97 88 - Blank, but applicable	4943 29	Household Questionnaire See Detailed Notes

HEALTH AND NUTRITION EXAMINATION SURVEY (HANES I)

Item #	Tapé Loc.	No. of Positions	ITEM DESCRIPTION & CODES	Control Counts	HANES I Data Source
112-13		2	<u>Highest Grade of regular school ever attended?</u> 10 - None 21 - 1st Grade 22 - 2nd Grade 23 - 3rd Grade 24 - 4th Grade 25 - 5th Grade 26 - 6th Grade 27 - 7th Grade 28 - 8th Grade 31 - 9th Grade 32 - 10th Grade 33 - 11th Grade 34 - 12th Grade 41 - First year of college 42 - Second year of college 43 - Third year of college 44 - Fourth year of college 45 - Graduate 77 - Special School 88 - Blank, but applicable 99 - Not applicable	65 378 336 343 384 319 161 13 0 0 0 0 0 0 0 0 0 0 7 0 2966	Household Questionnaire
114		1	<u>Did he finish the grade?</u> 1 - Yes 2 - No 8 - Blank, but applicable 9 - Not applicable	438 1502 1 3031	Household Questionnaire
115		1	<u>Is he attending school now?</u> 1 - Yes 2 - No 8 - Blank, but applicable 9 - Not applicable	1818 123 0 3031	Household Questionnaire

HEALTH AND NUTRITION EXAMINATION SURVEY (HANES I)

Item #	Tape Loc.	No. of Positions	ITEM DESCRIPTION & CODES	Control Counts	HANES I Data Source
116		1	<u>Has he ever attended a school of any kind?</u> 1 - Yes 2 - No 8 - Blank, but applicable 9 - Not applicable	668 1127 0 3177	Household Questionnaire
117		1	<u>If yes, what kind of school?</u> 1 - Nursery 2 - Kindergarten 3 - Other 4 - Headstart 5 - Daycare 8 - Blank, but applicable 9 - Not applicable	150 362 73 45 38 0 4304	Household Questionnaire
118		1	<u>Is any language other than English frequently spoken in the household?</u> 1 - Yes. 2 - No 8 - Blank, but applicable	624 4296 52	Household Questionnaire
119		1	<u>If yes, what language?</u> 0 - German 1 - Italian 2 - French 3 - Polish 4 - Russian 5 - Spanish 6 - Chinese 7 - Other language 8 - Blank, but applicable 9 - Not applicable	27 20 79 3 0 423 3 67 54 4296	Household Questionnaire

HEALTH AND NUTRITION EXAMINATION SURVEY (HANES I)

Item #	Tape Loc.	No. of Positions	ITEM DESCRIPTION & CODES	Control Counts	HANES I Data Source
120-21		2	<u>What is your main ancestry or national origin?</u>		Household Questionnaire
			00 - German	836	
			01 - Irish	535	
			02 - Italian	150	
			03 - French	258	
			04 - Polish	141	
			05 - Russian	44	
			06 - English	538	
			07 - Spanish	153	
			08 - Mexican	232	
			09 - Chinese	4	
			10 - Japanese	12	
			11 - American Indian	106	
			12 - Negro	1258	
			13 - Jewish	9	
14 - American	325				
15 - Other	243				
	88 - Blank, but applicable	15			
	99 - Don't know	113			
122		1	<u>What was he doing most of past three months?</u>		Household Questionnaire
			1 - Working	0	
			2 - Keeping house	0	
			3 - Something else	0	
			8 - Blank, but applicable	0	
			9 - Not applicable	4972	
123		1	<u>If "something else" from above, what was he doing?</u>		Household Questionnaire
			0 - Laid off	0	
			1 - Retired	0	
			2 - Student	0	
			3 - Other	0	
			4 - Ill.	0	
			5 - Staying home	0	
			6 - Looking for work	0	
			7 - Unable to work	0	
			8 - Blank, but applicable	0	
9 - Not applicable	4972				

HEALTH AND NUTRITION EXAMINATION SURVEY (HANES I)

Item #	Tape Loc.	No. of Positions	ITEM DESCRIPTION & CODES	Control Counts	HANES I Data Source
124		1	<u>If "keeping house" or "something else" from above, did he work at a job or business at any time during the past three months?</u> 1 - Yes 2 - No 8 - Blank, but applicable 9 - Not applicable	0 0 0 4972	Household Questionnaire
125		1	<u>If "Working" from above, did he work full-time or part-time?</u> 1 - Full-time 2 - Part-time 8 - Blank, but applicable 9 - Not applicable	0 0 0 4972	Household Questionnaire
126		1	<u>Did he work at any time last week or the week before? (not around house)</u> 1 - Yes. 2 - No 8 - Blank, but applicable 9 - Not applicable	0 0 0 4972	Household Questionnaire
127		1	<u>If "no" to above, even though he did not work during that time, does he have a job or business?</u> 1 - Yes 2 - No 8 - Blank, but applicable 9 - Not applicable	0 0 0 4972	Household Questionnaire
128		1	<u>If "no" in Position 126, was he looking for work or on lay-off from a job?</u> 1 - Yes 2 - No 8 - Blank, but applicable 9 - Not applicable	0 0 0 4972	Household Questionnaire

Item #	Tape Loc.	No. of Positions	ITEM DESCRIPTION & CODES	Control Counts	HANES I Data Source
	129	1	<u>If yes to above - which?</u> 1 - Looking 2 - Lay-off 3 - Both 8 - Blank, but applicable 9 - Not applicable	0 0 0 0 4972	Household Questionnaire
	130	1	<u>Class of Worker</u> 1 - Private paid 2 - Government-Federal 3 - Government-Other 4 - Own 5 - Non-paid 6 - Never worked 8 - Blank, but applicable 9 - Not applicable	0 0 0 0 0 0 0 4972	Household Questionnaire
	131	1	<u>If self-employed in "own" business and not a farm, is the business incorporated?</u> 1 - Yes 2 - No 8 - Blank, but applicable 9 - Not applicable	0 0 0 4972	Household Questionnaire
	132-34	3	<u>Business or Industry Code</u> 999 - Not applicable	4972	Household Questionnaire See Detailed Notes
	135-37	3	<u>Occupation Code</u> 995 - Not applicable	4972	Household Questionnaire See Detailed Notes
	138-43	6	<u>Date of Examination</u> Month - 01-12 as given Day - 01-31 as given Year - 71-75 as given	4972 4972 4972	Control Record

HEALTH AND NUTRITION EXAMINATION SURVEY (HANES I)

Item #	Tape Loc.	No. of Positions	ITEM DESCRIPTION & CODES	Control Counts	HANES I Data Source
	144-45	2	<u>Age at Examination</u> 01-12 - As given	4972	Computer generated
	146	1	<u>Farm</u> 1 - Farm 2 - Nonfarm	234 4738	Computer generated See Detailed Notes
	147-49	3	<u>Poverty Index (X.XX)</u> 001-997 - As given 998 - Index computed 998 or greater 999 - Unknown	4863 0 109	Computer generated See Detailed Notes
	150	1	<u>Region</u> 1 - Northeast 2 - Midwest 3 - South 4 - West	1078 1289 1287 1318	Computer generated See Detailed Notes
	151	1	<u>FOOD PROGRAMS APPLICABILITY</u> 1 - Not applicable 2 - No program available 3 - Food stamps available 4 - Commodities available 8 - Blank, but applicable	3189 38 1519 220 6	Food Programs Quest.
	152	1	<u>Are you certified to participate in the food stamp program?</u> 1 - Yes 2 - No 9 - Don't know Blank	855 478 26 3613	Food Programs Quest.

HEALTH AND NUTRITION EXAMINATION SURVEY (HANES I)

Item #	Tape Loc.	No. of Positions	ITEM DESCRIPTION & CODES	Control Counts	HANES I Data Source
	153	1	<u>Are you buying stamps now?</u> 1 - Yes, regularly 2 - Yes, occasionally 3 - No 8 - Blank, but applicable Blank	740 31 82 2 4117	Food Programs Quest.
	154	1	<u>What is the main reason you aren't participating in the program?</u> 1 - No need 2 - Not enough money at the time 3 - No transportation 4 - Pride 5 - Other 8 - Blank, but applicable Blank	5 35 3 0 34 5 4890	Food Programs Quest.
	155	1	<u>Are you certified to participate in the commodity distribution program?</u> 1 - Yes 2 - No 9 - Don't know Blank	78 107 10 4777	Food Programs Quest.
	156	1	<u>Are you receiving commodity foods now for your family?</u> 1 - Yes, regularly 2 - Yes, occasionally 3 - No 8 - Blank, but applicable Blank	58 6 13 1 4894	Food Programs Quest.
	157	1	<u>Why aren't you participating in the program?</u> 1 - No need 2 - No transportation 3 - Pride 4 - Other Blank	5 1 0 7 4959	Food Programs Quest.

HEALTH AND NUTRITION EXAMINATION SURVEY (HANES I)

Item #	Tape Loc.	No. of Positions	ITEM DESCRIPTION & CODES	Control Counts	HANES I Data Source
			<u>Sample Weights</u>		See Detailed Notes
	158-63	6	<u>Work Area</u>		See Detailed Notes
	164-69	6	<u>All Sample Persons - Locations 01-35</u>	2567	See Detailed Notes
			Blank	2405	
	170-75	6	<u>Work Area</u>		See Detailed Notes
	176-81	6	<u>All Sample Persons - Locations 01-65</u>	4972	See Detailed Notes
	182-193	12	<u>Work Area</u>		See Detailed Notes
	194-195	2	<u>Strata</u> ^{1/}		
	196-198	3	<u>Primary Sampling Units</u> ^{1/}		
	199-200	2	<u>Data User Work Area</u>		
			^{1/} Use only for producing variance estimates for examination locations 1-65 or 1-100. See the General Note titled "Variance Estimation" for producing variance estimates for examination locations 1-35 or 66-100.		

HEALTH AND NUTRITION EXAMINATION SURVEY (HANES I)

MEDICAL HISTORY QUESTIONNAIRE

AGES 1-5 AND 6-11

(n=4972)

Item #	Tape Loc.	No. of Positions	ITEM DESCRIPTION & CODES	Control Counts	HANES I Data Source
	201-204	4	<u>Catalogue Number</u> 4067		
	205-227	23	<u>Data User Work Area</u> HOW MUCH DID HE WEIGH WHEN HE WAS BORN?		Medical History Quest. Ages 1-5 (See Detailed Notes)
	228-229	2	<u>Pounds</u> 02-12 - As given 99 - Don't know Blank	2876 75 2021	
	230-231	2	<u>Ounces</u> 00-15 - As given 99 - Don't know Blank	2876 75 2021	
	232	1	<u>Was he born prematurely?</u> 1 - Yes 2 - No 9 - Don't know Blank	229 2698 24 2021	
	233-234	2	<u>How old was his mother when he was born?</u> 11-47 - Years old as given 99 - Don't know Blank	2887 64 2021	
	235-236	2	<u>How many children has his mother had?</u> 01-17 - Children as given 99 - Don't know Blank	2898 53 2021	

HEALTH AND NUTRITION EXAMINATION SURVEY (HANES I)
 MEDICAL HISTORY QUESTIONNAIRE
 AGES 1-5 AND 6-11
 (n=4972)

Item #	Tape Loc.	No. of Positions	ITEM DESCRIPTION & CODES	Control Counts	HANES I Data Source
237-238		2	<u>How many were born before him?</u> 00-15 - Children as given 99 - Don't know Blank	2373 14 2585	Medical History Quest. Ages 1-5
239-240		2	<u>How many of his brothers/sisters weighed less than 5½ pounds at birth?</u> 00-08 - Brothers and sisters as given 99 - Don't know Blank	2881 70 2021	
241-242		2	<u>How much did he weigh when he was one year old?</u> 10-45 - Pounds as given 99 - Don't know Blank	1855 1096 2021	
243-244		2	<u>How much did he weigh when he was two years old?</u> 18-50 - Pounds as given 88 - Not yet two 99 - Don't know or Blank, but applicable Blank	1256 555 1140 2021	
245-246		2	<u>How old was he when he got his first tooth?</u> 01-24 - Months as given 88 - Blank, but applicable 99 - Don't know Blank	2641 1 309 2021	
247-248		2	<u>How old was he when he first sat up by himself?</u> 01-18 - Months as given 88 - Doesn't sit up yet 99 - Don't know or Blank, but applicable Blank	2533 2 416 2021	
249-250		2	<u>How old was he when he walked by himself?</u> 05-44 - Months as given 88 - Doesn't walk yet 99 - Don't know & Blank, but applicable Blank	2807 35 109 2021	

HEALTH AND NUTRITION EXAMINATION SURVEY (HANES I)

MEDICAL HISTORY QUESTIONNAIRE

AGES 1-5 AND 6-11

(n=4972)

Item #	Tape Loc.	No. of Positions	ITEM DESCRIPTION & CODES	Control Counts	HANES I Data Source
251		1	<u>Was he breast fed at anytime?</u> 1 - Yes 2 - No 9 - Don't know Blank	663 2273 15 2021	Medical History Quest. Ages 1-5
252- 253		2	<u>How old was he when he stopped breast feeding?</u> 00-24 - Months as given 88 - Still breast fed 99 - Don't know and Blank, but applicable Blank	650 5 8 4309	
254		1	<u>As a baby, was he at any time fed milk from a bottle?</u> 1 - Yes 2 - No 9 - Don't know Blank	2874 65 12 2021	
			WHAT TYPE OF MILK WAS USED?		
255		1	<u>Whole Cow's Milk</u> 1 - Yes 2 - No 9 - Don't know Blank	972 1895 7 2098	
256		1	<u>Commercially Prepared Milk</u> 1 - Yes 2 - No 9 - Don't know Blank	2090 777 7 2098	
257		1	<u>A Soy Base Formula</u> 1 - Yes 2 - No 9 - Don't know Blank	131 2730 13 2098	

HEALTH AND NUTRITION EXAMINATION SURVEY (HANES I)

MEDICAL HISTORY QUESTIONNAIRE

AGES 1-5 AND 6-11

(n=4972)

Item #	Tape Loc.	No. of Positions	ITEM DESCRIPTION & CODES	Control Counts	HANES I Data Source
	258	1	<u>Other</u> 1 - Yes 2 - No 9 - Don't know Blank	55 2806 13 2098	Medical History Quest. Ages 1-5
	259- 260	2	<u>How old was he when he first started eating solid foods like cereal or fruit?</u> 00-24 - Months as given 99 - Don't know Blank	2869 82 2021	
			HAS HE HAD THE FOLLOWING IMMUNIZATIONS?		
	261	1	<u>DPT</u> 1 - Yes 2 - No 9 - Don't know Blank	2704 147 100 2021	
	262	1	<u>Polio</u> 1 - Yes 2 - No 9 - Don't know Blank	2599 224 128 2021	
	263	1	<u>Smallpox</u> 1 - Yes 2 - No 9 - Don't know Blank	1617 1145 189 2021	
	264	1	<u>Measles</u> 1 - Yes 2 - No 9 - Don't know Blank	2136 569 246 2021	

HEALTH AND NUTRITION EXAMINATION SURVEY (HANES I)

MEDICAL HISTORY QUESTIONNAIRE

AGES 1-5 AND 6-11

(n=4972)

Item #	Tape Loc.	No. of Positions	ITEM DESCRIPTION & CODES	Control Counts	HANES I Data Source	
265		1	<u>German Measles</u> 1 - Yes 2 - No 9 - Don't know Blank	1858 767 326 2021	Medical History Quest. Ages 1-5	
266		1	<u>Mumps</u> 1 - Yes 2 - No 9 - Don't know Blank	1194 1358 399 2021		
267		1	<u>Other, don't know what for</u> 1 - Yes 2 - No 8 - Blank, but applicable 9 - Don't know Blank	366 2113 1 471 2021		
DOES OR DID HE HAVE ANY OF THE FOLLOWING CONDITIONS HE WAS BORN WITH?						
268		1	<u>Heart</u> 1 - Yes 2 - No 9 - Don't know Blank	69 2864 18 2021		
269		1	<u>Eyes</u> 1 - Yes 2 - No 9 - Don't know Blank	86 2845 20 2021		
270		1	<u>Mouth or Throat</u> 1 - Yes 2 - No 9 - Don't know Blank	64 2875 12 2021		

HEALTH AND NUTRITION EXAMINATION SURVEY (HANES I)

MEDICAL HISTORY QUESTIONNAIRE

AGES 1-5 AND 6-11

(n=4972)

Item #	Tape Loc.	No. of Positions	ITEM DESCRIPTION & CODES	Control Counts	HANES I Data Source
	271	1	<u>Stomach or Intestines</u> 1 - Yes 2 - No 9 - Don't know Blank	97 2837 17 2021	Medical History Quest. Ages 1-5
	272	1	<u>Kidneys or Urinary System</u> 1 - Yes 2 - No 9 - Don't know Blank	34 2901 16 2021	
	273	1	<u>Muscles, Bones or Joints</u> 1 - Yes 2 - No 9 - Don't know Blank	112 2822 17 2021	
	274	1	<u>Brain or Nervous System</u> 1 - Yes 2 - No 9 - Don't know Blank	33 2902 16 2021	
	275	1	<u>Has he ever accidentally swallowed any medicine, pills or poison?</u> 1 - Yes 2 - No 9 - Don't know Blank	249 2689 13 2021	
	276	1	<u>Did this result in any serious damage?</u> 1 - Yes 2 - No Blank	10 239 4723	
	277	1	<u>Has he ever had a bad accident?</u> 1 - Yes 2 - No 9 - Don't know Blank	339 2607 5 2021	

HEALTH AND NUTRITION EXAMINATION SURVEY (HANES I)

MEDICAL HISTORY QUESTIONNAIRE

AGES 1-5 AND 6-11

(n=4972)

Item #	Tape Loc.	No. of Positions	ITEM DESCRIPTION & CODES	Control Counts	HANES I Data Source
278		1	<u>Does he still have the effects of it?</u> 1 - Yes 2 - No Blank	84 255 4633	Medical History Quest. Ages 1-5
279		1	<u>Has he ever stayed in a hospital overnight?</u> 1 - Yes 2 - No Blank	862 2089 2021	
280		1	<u>Has he ever had an operation?</u> 1 - Yes 2 - No Blank	266 596 4110	
281		1	<u>Does he have any allergies?</u> 1 - Yes 2 - No 9 - Don't know Blank	410 2407 134 2021	
282		1	<u>How many times has he had pneumonia?</u> 0-7 Times as given Blank	2951 2021	
283		1	<u>Does he have it now?</u> 1 - Yes 2 - No Blank	3 278 4691	
284		1	<u>During the past six months how many colds has he had?</u> 0-7 - Colds as given Blank	2951 2021	
285		1	<u>Does he have one now?</u> 1 - Yes 2 - No Blank	753 1487 2732	

HEALTH AND NUTRITION EXAMINATION SURVEY (HANES I)

MEDICAL HISTORY QUESTIONNAIRE

AGES 1-5 AND 6-11

(n=4972)

Item #	Tape Loc.	No. of Positions	ITEM DESCRIPTION & CODES	Control Counts	HANES I Data Source
	286	1	<u>During the past six months has he passed any worms?</u> 1 - Yes 2 - No 9 - Don't know Blank	119 2793 39 2021	Medical History Quest. Ages 1-5
	287	1	<u>What type--tiny white or pencil size?</u> 1 - Tiny white 2 - Pencil size 3 - Both Blank	72 43 4 4853	
	288- 289	2	<u>During the past six months how many times has he had diarrhea?</u> 00-12, 90 Times as given Blank	2951 2021	
	290	1	<u>Does he have it now?</u> 1 - Yes 2 - No Blank	50 771 4151	
	291	1	<u>Does he ever eat dirt or clay, starch, paint or plaster, or any material that might be considered unusual?</u> 1 - Yes 2 - No Blank WHICH?	447 2504 2021	
	292	1	<u>Dirt or Clay</u> 1 - Yes 2 - No Blank	300 147 4525	
	293	1	<u>Starch</u> 1 - Yes 2 - No Blank	18 429 4525	

HEALTH AND NUTRITION EXAMINATION SURVEY (HANES I)

MEDICAL HISTORY QUESTIONNAIRE

AGES 1-5 AND 6-11

(n=4972)

Item #	Tape Loc.	No. of Positions	ITEM DESCRIPTION & CODES	Control Counts	HANES I Data Source
294		1	<u>Paint or Plaster</u> 1 - Yes 2 - No Blank	34 413 4525	Medical History Quest. Ages 1-5
295		1	<u>Other</u> 1 - Yes 2 - No Blank	126 321 4525	
296		1	<u>Does he have unusual trouble seeing at night or in the dark?</u> 1 - Yes 2 - No 9 - Don't know Blank	24 2885 42 2021	
297- 299		3	<u>How much does his mother weigh?</u> 043-375 - Pounds as given 999 - Don't know Blank HOW TALL IS SHE?	2834 117 2021	
300		1	3-6 - Feet as given 9 - Don't know Blank	2841 110 2021	
301- 302		2	00-11 - Inches as given 88 - Blank, but applicable 99 - Don't know Blank	2839 2 110 2021	
303- 305		3	<u>How much does his father weigh?</u> 102-325 - Pounds as given 999 - Don't know Blank	2606 345 2021	

HEALTH AND NUTRITION EXAMINATION SURVEY (HANES I)

MEDICAL HISTORY QUESTIONNAIRE

AGES 1-5 AND 6-11

(n=4972)

Item #	Tape Loc.	No. of Positions	ITEM DESCRIPTION & CODES	Control Counts	HANES I Data Source
			HOW TALL IS HE?		Medical History Quest. Ages 1-5
	306	1	5-6 - Feet as given 9 - Don't know Blank	2666 285 2021	
	307- 308	2	00-11 - Inches as given 88 - Blank, but applicable 99 - Don't know Blank	2664 2 285 2021	
	309	1	<u>Work Area</u>		
	310	1	<u>May I see your box of table salt?</u> 1 - Iodized 2 - Not iodized 3 - No box Blank	1936 930 85 2021	
	311	1	<u>Respondent's relationship to sample child covered?</u> 1 - Mother 2 - Other Blank	2768 183 2021	
			<u>SCHOOL LUNCH, MILK, AND BREAKFAST PROGRAMS</u>		Food Programs Questionnaire
	312	1	<u>Is there a school lunch program at the school that ... attends?</u> 1 - Yes 2 - No 9 - Don't know Blank	247 114 6 4605	
	313	1	<u>How many times a week does he usually participate?</u> 0-5 - Times as given Blank	245 4727	

HEALTH AND NUTRITION EXAMINATION SURVEY (HANES I)

MEDICAL HISTORY QUESTIONNAIRE

AGES 1-5 AND 6-11

(n=4972)

Item #	Tape Loc.	No. of Positions	ITEM DESCRIPTION & CODES	Control Counts	HANES I Data Source
314-315		2	<u>How much does he pay for his lunch per day?</u> 00-50, 90 - Cents as given 88 - Blank, but applicable 99 - Greater than \$1.00 Blank	183 1 1 4787	Food Programs Questionnaire
316		1	<u>Is there a special milk program at the school that ... attends?</u> 1 - Yes 2 - No 9 - Don't know Blank	260 91 15 4606	
317		1	<u>How many times a week does he usually participate?</u> 0-5 - Times as given 9 - Greater than 10 times a week Blank	253 5 4714	
318		1	<u>Is there a school breakfast program at the school that ... attends?</u> 1 - Yes 2 - No 9 - Don't know Blank	68 279 18 4607	
319		1	<u>How many times a week does he usually participate?</u> 0-5 - Times as given Blank	68 4904	
320-321		2	<u>How much does he pay for his breakfast per day?</u> 00-50 - Cents as given 99 - Greater than \$1.00 Blank	44 1 4927	

HEALTH AND NUTRITION EXAMINATION SURVEY (HANES I)
 MEDICAL HISTORY QUESTIONNAIRE
 AGES 1-5 AND 6-11
 (n=4972)

Item #	Tape Loc.	No. of Positions	ITEM DESCRIPTION & CODES	Control Counts	HANES I Data Source
	322-327	6	<u>Data User Work Area</u>		
	328-331	4	<u>How much did he weigh when he was born?</u> 02-13 - Pounds as given } 00-15 - Ounces as given } 9999 - Don't know Blank	1908 109 2955	Medical History Quest. Ages 6-11 (See Detailed Notes)
	332	1	<u>Was he born prematurely?</u> 1 - Yes 2 - No 9 - Don't know Blank	155 1832 30 2955	

HEALTH AND NUTRITION EXAMINATION SURVEY (HANES I)

MEDICAL HISTORY QUESTIONNAIRE

AGES 1-5 AND 6-11

(n=4972)

Item #	Tape Loc.	No. of Positions	ITEM DESCRIPTION & CODES	Control Counts	HANES I Data Source
	333-334	2	<u>How many children has his mother had?</u> 01-21 - As given 99 - Don't know Blank	1976 41 2955	Medical History Quest. Ages 6-11
	335-336	2	<u>How many were born before him?</u> 00-19 - As given 99 - Don't know Blank	1884 7 3081	
	337-338	2	<u>How many of his brothers/sisters weighed less than 5½ pounds at birth?</u> 00-08 - As given 99 - Don't know Blank	1948 69 2955	
	339-340	2	<u>How much did he weigh when 1 year old?</u> 12-48 - Pounds as given 99 - Don't know Blank	890 1127 2955	
	341	1	<u>Was he breast fed at any time?</u> 1 - Yes 2 - No 9 - Don't know Blank	558 1430 29 2955	
	342-343	2	<u>How old was he when he stopped breast feeding?</u> 00-72 - Months as given 99 - Don't know Blank	541 17 4414	
	344	1	<u>As a baby was he at any time fed milk from a bottle?</u> 1 - Yes 2 - No 9 - Don't know Blank	1949 52 16 2955	

HEALTH AND NUTRITION EXAMINATION SURVEY (HANES I)

MEDICAL HISTORY QUESTIONNAIRE

AGES 1-5 AND 6-11

(n=4972)

Item #	Tape Loc.	No. of Positions	ITEM DESCRIPTION & CODES	Control Counts	HANES I Data Source
			WHAT TYPE OF MILK WAS USED?		Medical History Quest. Ages 6-11
	345	1	<u>Whole cow's milk</u> 1 - Yes 2 - No 9 - Don't know Blank	1013 913 28 3018	
	346	1	<u>Commerically prepared milk</u> 1 - Yes 2 - No 9 - Don't know Blank	979 938 37 3018	
	347	1	<u>A soy base formula</u> 1 - Yes 2 - No 9 - Don't know Blank	78 1843 33 3018	
	348	1	<u>Other</u> 1 - Yes 2 - No 9 - Don't know Blank	59 1859 36 3018	
	349- 350	2	<u>How old was he when he first started eating solid foods?</u> 00-48 - Months as given 99 - Don't know Blank	1908 109 2955	
	351	1	DOES OR DID HE HAVE ANY CONDITION HE WAS BORN WITH THAT INVOLVED ANY OF THE FOLLOWING? <u>Heart</u> 1 - Yes 2 - No 9 - Don't know Blank	40 1956 21 2955	

HEALTH AND NUTRITION EXAMINATION SURVEY (HANES I)

MEDICAL HISTORY QUESTIONNAIRE

AGES 1-5 AND 6-11

(n=4972)

Item #	Tape Loc.	No. of Positions	ITEM DESCRIPTION & CODES	Control Counts	HANES I Data Source
352		1	<u>Eyes</u> 1 - Yes 2 - No 9 - Don't know Blank	51 1946 20 2955	Medical History Quest. Ages 6-11
353		1	<u>Mouth or Throat</u> 1 - Yes 2 - No 9 - Don't know Blank	34 1968 15 2955	
354		1	<u>Stomach or Intestines</u> 1 - Yes 2 - No 9 - Don't know Blank	43 1957 17 2955	
355		1	<u>Kidney or urinary system</u> 1 - Yes 2 - No 9 - Don't know Blank	27 1975 15 2955	
356		1	<u>Muscles, bones or joints</u> 1 - Yes 2 - No 9 - Don't know Blank	77 1924 16 2955	
357		1	<u>Brain or nervous system</u> 1 - Yes 2 - No 9 - Don't know Blank	18 1975 24 2955	

HEALTH AND NUTRITION EXAMINATION SURVEY (HANES I)

MEDICAL HISTORY QUESTIONNAIRE

AGES 1-5 AND 6-11

(n=4972)

Item #	Tape Loc.	No. of Positions	ITEM DESCRIPTION & CODES	Control Counts	HANES I Data Source
			HAS HE EVER BEEN TREATED FOR THE FOLLOWING?		Medical History Quest. Ages 6-11
	358	1	<u>Anemia</u> 1 - Yes 2 - No 9 - Don't know Blank	136 1851 30 2955	
	359	1	<u>Abnormal bleeding</u> 1 - Yes 2 - No 9 - Don't know Blank	52 1941 24 2955	
	360	1	<u>Asthma</u> 1 - Yes 2 - No 9 - Don't know Blank	102 1889 26 2955	
	361	1	<u>Other Allergies</u> 1 - Yes 2 - No 9 - Don't know Blank	228 1758 31 2955	
	362	1	<u>Tuberculosis</u> 1 - Yes 2 - No 9 - Don't know Blank	10 1982 25 2955	
	363	1	<u>Pneumonia</u> 1 - Yes 2 - No 9 - Don't know Blank	232 1759 26 2955	

HEALTH AND NUTRITION EXAMINATION SURVEY (HANES I)

MEDICAL HISTORY QUESTIONNAIRE

AGES 1-5 AND 6-11

(n=4972)

Item #	Tape Loc.	No. of Positions	ITEM DESCRIPTION & CODES	Control Counts	HANES I Data Source
	364	1	<u>Other Chest or Lung Condition</u> 1 - Yes 2 - No 9 - Don't know Blank	136 1857 24 2955	Medical History Quest. Ages 6-11
	365	1	<u>Heart Condition</u> 1 - Yes 2 - No 9 - Don't know Blank	36 1955 26 2955	
	366	1	<u>Diabetes</u> 1 - Yes 2 - No 9 - Don't know Blank	5 1989 23 2955	
	367	1	<u>Epilepsy or Convulsions</u> 1 - Yes 2 - No 9 - Don't know Blank	52 1941 24 2955	
	368	1	<u>Stomach or Intestinal Disorder</u> 1 - Yes 2 - No 9 - Don't know Blank	89 1904 24 2955	
	(369)	1	<u>Kidney Disease or Infection</u> 1 - Yes 2 - No 9 - Don't know Blank	73 1921 23 2955	

HEALTH AND NUTRITION EXAMINATION SURVEY (HANES I)

MEDICAL HISTORY QUESTIONNAIRE

AGES 1-5 AND 6-11

(n=4972)

Item #	Tape Loc.	No. of Positions	ITEM DESCRIPTION & CODES	Control Counts	HANES I Data Source
370		1	<u>Thyroid Disease or Goiter</u> 1 - Yes 2 - No 9 - Don't know Blank	10 1984 23 2955	Medical History Quest. Ages 6-11
371		1	<u>Cancer or Tumors</u> 1 - Yes 2 - No 9 - Don't know Blank	13 1982 22 2955	
372		1	<u>Other Conditions</u> 1 - Yes 2 - No 8 - Blank, but applicable 9 - Don't know Blank	228 1761 3 25 2955	
373		1	<u>Has he ever had a bad accident?</u> 1 - Yes 2 - No 9 - Don't know Blank	380 1626 11 2955	
374		1	<u>Does he still have the effects of it?</u> 1 - Yes 2 - No Blank	84 296 4592	
375		1	<u>Has he ever stayed overnight in a hospital?</u> 1 - Yes 2 - No Blank	846 1171 2955	
376		1	<u>Has he ever had an operation?</u> 1 - Yes 2 - No Blank	401 445 4126	

HEALTH AND NUTRITION EXAMINATION SURVEY (HANES I)

MEDICAL HISTORY QUESTIONNAIRE

AGES 1-5 AND 6-11

(n=4972)

Item #	Tape Loc.	No. of Positions	ITEM DESCRIPTION & CODES	Control Counts	HANES I Data Source
	377	1	<u>Is he unable to do some things because of a condition that has bothered him for a long time?</u> 1 - Yes 2 - No 8 - Blank, but applicable Blank	89 1919 9 2955	Medical History Quest. Ages 6-11
	378	1	<u>During the past 6 months how many colds has he had?</u> 0-7 - Colds as given 8 - Blank, but applicable Blank	2011 6 2955	
	379	1	<u>Does he have one now?</u> 1 - Yes 2 - No 8 - Blank, but applicable Blank	332 939 6 3695	
	380	1	<u>During the past 6 months has he passed any worms?</u> 1 - Yes 2 - No 9 - Don't know Blank	56 1931 30 2955	
	381	1	<u>What type--tiny white or pencil sized?</u> 1 - Tiny white 2 - Pencil sized 3 - Both Blank	36 19 1 4916	
	382- 383	2	<u>During the past 6 months how many times has he had diarrhea?</u> 00-06 - Times as given Blank	2017 2955	
	384	1	<u>Does he have it now?</u> 1 - Yes 2 - No Blank	12 301 4659	

HEALTH AND NUTRITION EXAMINATION SURVEY (HANES I)

MEDICAL HISTORY QUESTIONNAIRE

AGES 1-5 AND 6-11

(n=4972)

Item #	Tape Loc.	No. of Positions	ITEM DESCRIPTION & CODES	Control Counts	HANES I Data Source
	385	1	<u>Does he ever eat dirt or clay, starch, paint or plaster, or any material that might be considered unusual?</u> 1 - Yes 2 - No Blank	105 1912 2955	Medical History Quest. Ages 6-11
	386	1	WHICH? <u>Dirt or Clay</u> 1 - Yes 2 - No Blank	47 58 4867	
	387	1	<u>Starch</u> 1 - Yes 2 - No Blank	15 90 4867	
	388	1	<u>Paint or Plaster</u> 1 - Yes 2 - No Blank	5 100 4867	
	389	1	<u>Other</u> 1 - Yes 2 - No Blank	38 67 4867	
	390	1	<u>Does he have unusual trouble seeing at night or in the dark?</u> 1 - Yes 2 - No 9 - Don't know Blank	40 1949 28 2955	
	391	1	<u>Has he ever had any other trouble seeing?</u> 1 - Yes 2 - No Blank	235 1782 2955	

HEALTH AND NUTRITION EXAMINATION SURVEY (HANES I)

MEDICAL HISTORY QUESTIONNAIRE

AGES 1-5 AND 6-11

(n=4972)

Item #	Tape Loc.	No. of Positions	ITEM DESCRIPTION & CODES	Control Counts	HANES I Data Source
392		1	<u>Was it because of an eye injury?</u> 1 - Yes 2 - No Blank	49 186 4737	Medical History Quest. Ages 6-11
393		1	<u>Was it because of an eye infection or other eye problem?</u> 1 - Yes 2 - No Blank	143 92 4737	
394		1	<u>Did he see a doctor about the eye injury?</u> 1 - Yes 2 - No Blank	63 94 4815	
395		1	<u>Did he see a doctor about the eye infection or other eye problem?</u> 1 - Yes 2 - No Blank	132 25 4815	
396		1	<u>Has he ever had an eye accident or eye injury that did not affect his vision?</u> 1 - Yes 2 - No Blank	81 1936 2955	
397		1	<u>Did he see a doctor about it?</u> 1 - Yes 2 - No 8 - Blank, but applicable Blank	61 19 1 4891	
398		1	<u>Has he ever worn glasses or contact lenses?</u> 1 - Yes 2 - No Blank	273 1744 2955	

HEALTH AND NUTRITION EXAMINATION SURVEY (HANES I)

MEDICAL HISTORY QUESTIONNAIRE

AGES 1-5 AND 6-11

(n=4972)

Item #	Tape Loc.	No. of Positions	ITEM DESCRIPTION & CODES	Control Counts	HANES I Data Source
	399	1	<u>Does he still wear them?</u> 1 - Yes 2 - No Blank	226 47 4699	Medical History Quest. Ages 6-11
			WHEN DOES HE WEAR THEM?		
	400	1	<u>All the time</u> 1 - Yes 2 - No 8 - Blank, but applicable Blank	146 125 2 4699	
	401	1	<u>For reading or close work</u> 1 - Yes 2 - No 8 - Blank, but applicable Blank	250 21 2 4699	
	402	1	<u>For distance vision</u> 1 - Yes 2 - No 8 - Blank, but applicable Blank	162 109 2 4699	
	403	1	<u>At other times</u> 1 - Yes 2 - No 8 - Blank, but applicable Blank	160 111 2 4699	
	404	1	<u>Does (did) he have trouble with his vision even when wearing them?</u> 1 - Yes 2 - No 8 - Blank, but applicable Blank	29 243 1 4699	

HEALTH AND NUTRITION EXAMINATION SURVEY (HANES I)

MEDICAL HISTORY QUESTIONNAIRE

AGES 1-5 AND 6-11

(n=4972)

Item #	Tape Loc.	No. of Positions	ITEM DESCRIPTION & CODES	Control Counts	HANES I Data Source
405-406		2	<u>How old was he when he first wore them?</u> 01-11 - Years old as given 88 - Blank, but applicable Blank	272 1 4699	Medical History Quest. Ages 6-11
407		1	<u>Has he ever had to miss school because of trouble with his eyes?</u> 1 - Yes 2 - No 8 - Blank, but applicable Blank	58 1955 4 2955	
408-410		3	<u>How much does his mother weigh?</u> 065-375 - Pounds as given 999 - Don't know Blank	1903 112 2957	
			HOW TALL IS SHE?		
411		1	4-6 - Feet as given 9 - Don't know Blank	1916 99 2957	
412-413		2	00-11 - Inches as given 88 - Blank, but applicable 99 - Don't know Blank	1915 1 99 2957	
414-415		3	<u>How much does his father weigh?</u> 098-325 - Pounds as given 999 - Don't know Blank	1760 255 2957	
			HOW TALL IS HE?		
417		1	4-6 - Feet as given 9 - Don't know Blank	1799 216 2957	

HEALTH AND NUTRITION EXAMINATION SURVEY (HANES I)

MEDICAL HISTORY QUESTIONNAIRE

AGES 1-5 AND 6-11

(n=4972)

Item #	Tape Loc.	No. of Positions	ITEM DESCRIPTION & CODES	Control Counts	HANES I Data Source
418- 419		2	00-11 - Inches as given 88 - Blank, but applicable 99 - Don't know Blank	1797 2 216 2957	Medical History Quest. Ages 6-11
420		1	<u>Work Area</u>		
421		1	<u>May I see your box of table salt?</u> 1 - Iodized 2 - Not iodized 3 - No box Blank	1347 604 64 2957	
422		1	<u>Respondent's relationship to child covered</u> 1 - Mother 2 - Other 8 - Blank, but applicable Blank	1853 155 7 2957	
			<u>SCHOOL LUNCH, MILK, AND BREAKFAST PROGRAMS</u>		Food Programs Questionnaire
423		1	<u>Is there a school lunch program at the school that ... attends?</u> 1 - Yes 2 - No 9 - Don't know Blank	1581 288 10 3093	
424		1	<u>How many times a week does he usually participate?</u> 0-5 - Times as given Blank	1575 3397	
425- 426		2	<u>How much does he pay for his lunch per day?</u> 00-75 - Cents as given 88 - Blank, but applicable Blank	1465 2 3505	

HEALTH AND NUTRITION EXAMINATION SURVEY (HANES I)
 MEDICAL HISTORY QUESTIONNAIRE
 AGES 1-5 AND 6-11
 (n=4972)

Item #	Tape Loc.	No. of Positions	ITEM DESCRIPTION & CODES	Control Counts	HANES I Data Source
427		1	<u>Is there a special milk program at the school that ... attends?</u> 1 - Yes 2 - No 9 - Don't know Blank	1354 461 61 3096	Food Programs Questionnaire
428		1	<u>How many times a week does he usually participate?</u> 0-8 - Times as given 9 - Greater than 10 times a week Blank	1334 17 3621	
429		1	<u>Is there a school breakfast program at the school that ... attends?</u> 1 - Yes 2 - No 9 - Don't know Blank	208 1609 58 3097	
430		1	<u>How many times a week does he usually participate?</u> 0-5 - Times as given Blank	208 4764	
431- 432		2	<u>How much does he pay for his breakfast per day?</u> 00-25 - Cents as given Blank	141 4831	
433- 450		18	<u>Data User Work Area</u>		

DETAILED NOTES

TAPE POSITION 10

Size of Place

Size of place classification was derived from the 1960 census. According to the definition used in the 1960 census, the urban population was comprised of all persons living in (a) places of 2,500 inhabitants or more incorporated as cities, boroughs, villages and towns (except towns in New York, New England, and Wisconsin); (b) the densely settled urban fringe, whether incorporated or unincorporated, of urbanized areas; (c) towns in New England and townships in New Jersey and Pennsylvania which contained no incorporated municipalities as subdivisions and had either 2,500 inhabitants or more, or a population of 2,500 to 25,000 and a density of 1,500 persons or more per square mile; (d) counties in states other than the New England states, New Jersey, and Pennsylvania, that had no incorporated municipalities within their boundaries and had a density of 1,500 persons per square mile; and (e) unincorporated places of 2,500 inhabitants or more not included in any urban fringe. The remaining population was classified as rural.

Urban areas are further classified by population size for places within urbanized areas and other places outside urbanized areas.

DETAILED NOTES

TAPE POSITION 11

SMSA

A standard metropolitan statistical area is basically a county or a group of contiguous counties which contains at least one city of 50,000 inhabitants or more, or "twin cities" with a combined population of at least 50,000.

In addition to the county or counties containing such a city or cities, contiguous counties are included in an SMSA if, according to the 1960 Census, they are socially and economically integrated with the central city.

Each SMSA must include at least one central city, and the complete title of an SMSA identifies the central city or cities.

DETAILED NOTES

TAPE POSITIONS 22 AND 103

Race

The race of the respondent was marked by observation and it was assumed the race of all related persons was the same as the respondent unless otherwise learned. The race categories were "White", "Negro" or "Other." If the appropriate category could not be marked by observation, then race was asked. Persons of races other than White or Negro, such as Japanese, Chinese, American Indian, Korean, Hindu, Eskimo, etc. were reported as "Other." Mexicans were included with "White" unless definitely known to be American Indian or of other nonwhite race.

DETAILED NOTES
TAPE POSITIONS 34-35

Total Family Income Group

The income group represents the total combined family income for the past twelve (12) months. It includes income from all sources such as wages, salaries, social security or retirement benefits, help from relatives, rent from property and so forth. The income groups were not reconciled to the component parts (tape positions 36-94). The income component parts were not asked when the gross income was greater than \$6,999 per annum. However, amounts greater than \$6,999 appear in tape positions 37-40, 67-70, and 72-75. Some respondents reported a loss of income from their nonfarm business, professional practice, partnership or farm and this explains why some data fields are greater than \$6,999, but the individual total in tape positions 91-94 does not exceed this figure.

DETAILED NOTES

TAPE POSITIONS 95-99

Family Unit Code

All related sample persons in the same family unit have the same computer generated family unit code. This will enable detailed analysis of the individual family unit.

DETAILED NOTES
TAPE POSITIONS 110-111

UNITED STATES			OUTLYING AREAS OF THE U.S.	
	Standard Abbreviation	Code	Name of Place	Code
ALABAMA	Ala.	01	American Samoa	60
ALASKA	Alaska	02	Canal Zone	61
ARIZONA	Ariz.	04	Canton and Enderbury Islands	62
ARKANSAS	Ark.	05	Caroline Islands	63
CALIFORNIA	Calif.	06	Cook Islands	64
COLORADO	Colo.	08	Gilbert and Ellice Islands	65
CONNECTICUT	Conn.	09	Guam	66
DELAWARE	Del.	10	Johnston Atoll	67
DIST. OF COLUMBIA	D.C.	11	Line Islands - Southern	68
FLORIDA	Fla.	12	Mariana Islands	69
GEORGIA	Ga.	13	Marshall Islands	70
HAWAII	Hawaii	15	Midway Islands	71
IDAHO	Idaho	16	Puerto Rico	72
ILLINOIS	Ill.	17	Ryukyn Islands - Southern	73
INDIANA	Ind.	18	Swan Islands	74
IOWA	Iowa	19	Tokelau Islands	75
KANSAS	Kans.	20	U.S. Misc. Caribbean	76
KENTUCKY	Ky.	21	U.S. Misc. Pacific Islands	77
LOUISIANA	La.	22	Virgin Islands	78
MAINE	Maine	23	Wake Islands	79
MARYLAND	Md.	24	Cuba	80
MASSACHUSETTS	Mass.	25	West Indies	81
MICHIGAN	Mich.	26	North America	91
MINNESOTA	Minn.	27	South America	92
MISSISSIPPI	Miss.	28	Europe	93
MISSOURI	Mo.	29	Africa	94
MONTANA	Mont.	30	Asia	95
NEBRASKA	Nebr.	31	Australasia	96
NEVADA	Nev.	32	Pacific Islands	97
NEW HAMPSHIRE	N.H.	33		
NEW JERSEY	J.J.	34		
NEW MEXICO	N. Mex.	35		
NEW YORK	N.Y.	36		
NORTH CAROLINA	N.C.	37		
NORTH DAKOTA	N. Dak.	38		
OHIO	Ohio	39		
OKLAHOMA	Okla.	40		
OREGON	Oreg.	41		
PENNSYLVANIA	Pa.	42		
RHODE ISLAND	R.I.	44		
SOUTH CAROLINA	S.C.	45		
SOUTH DAKOTA	S. Dak.	46		
TENNESSEE	Tenn.	47		
TEXAS	Tex.	48		
UTAH	Utah	49		
VERMONT	Vt.	50		
VIRGINIA	Va.	51		
WASHINGTON	Wash.	53		
WEST VIRGINIA	W. Va.	54		
WISCONSIN	Wis.	55		
WYOMING	Wyo.	56		

DETAILED NOTES

TAPE POSITIONS 132-134 AND 135-137

Industry and Occupation Codes

A person's occupation may be defined as his principal job or business. For this survey purpose, the principal job or business of a respondent is defined in one of the following ways: If the person worked during the two week interview period or had a job or business, the question concerning his occupation (or work) applies to his job during that period. If the respondent held more than one job, the question is directed to the one at which he spent the most time. It refers to the one he considers most important when equal time is spent at each job. A person who has not begun work at a new job, is looking for work, or is on layoff from work is questioned about his last full-time civilian job. A full-time job is defined as one at which the person spent 35 or more hours per week and which lasted two consecutive weeks or more. A person who has a job to which he has not yet reported and has never had a previous job or business is classified as a "new worker."

The 1970 census of population Alphabetical Index of Industries and Occupations was used in the coding of both the industry and occupation.

Library of Congress Number 74-612012. For sale by the Superintendent of Documents, U.S. Government Printing Office, Washington, D.C. 20402.

\$3.00. Stock Number 0301-2283.

DETAILED NOTES

TAPE POSITION 146

Land used for farming purposes (Code 1 in Tape Position 146) was identified as being rural land (Code 2 in Tape Position 13) consisting of 10 or more acres (Code 1 in Tape Position 14) with crop sales amounting to \$50 or more (Code 2 in Tape Position 15), or rural land (Code 2 in Tape Position 13) consisting of less than 10 acres (Code 2 in Tape Position 14) with crop sales amounting to \$250 or more (Code 3 in Tape Position 16). All Other land is classified as nonfarm (Code 2 in Tape Position 146).

DETAILED NOTES

TAPE POSITIONS 147-149

Poverty Index--Income status was determined by the Poverty Income Ratio (PIR). Poverty statistics published in the Census Bureau reports^{1/} were based on the poverty index developed by the Social Security Administration in 1964. (For a detailed discussion of the SSA poverty standards, see reference 2.) Modifications in the definition of poverty were adopted in 1969.^{3/} The standard data series in poverty for statistical use by all executive departments and establishments has been established.^{4/}

The two components of the PIR are the total income of the household (numerator) and a multiple of the total income necessary to maintain a family with given characteristics on a nutritionally adequate food plan^{3/} (denominator). The dollar value of the denominator of the PIR is constructed from a food plan (economy plan) necessary to maintain minimum recommended daily nutritional requirements. The economy plan is designated by the Department of Agriculture for "emergency or temporary use when funds are low."

For families of three or more persons, the poverty level was set at three times the cost of the economy food plan. For smaller families and persons living alone, the cost of the economy food plan was adjusted by the relatively higher fixed expenses of these smaller households.

The denominator or poverty income cutoff adjusts the family poverty income maintenance requirements by the family size, the sex of the family head, the age of the family head in families with one or two members, and the place of residence (farm, nonfarm). Annual revisions of the poverty income cutoffs are based on the changes in the average cost of living as reflected in the Consumer Price Index.

As shown in the table, the annual income considered to be the poverty level increases as the family size increases. A family with any combination of characteristics and with the same income as shown in the table has been designated as having a PIR or poverty level of 1.0. The same family with twice the income found in the table would have a PIR of 2.0. Ratios of less than 1.0 can be described as "below poverty," ratios greater than or equal to 1.0, as "at or above poverty."

Poverty thresholds are computed on a national basis only. No attempt has been made to adjust these thresholds for regional, State, or other local variation in the cost of living (except for the farm, nonfarm difference). None of the noncash public welfare benefits such as food stamp bonuses or free food commodities are included in the income of the low income families receiving these benefits.

^{1/}Current Population Reports, "Consumer Income," Series P-60, No. 77, May 7, 1971

^{2/}Orshansky, M.: "Counting the Poor: Another Look at the Poverty Profile," Social Security Bulletin, January 1965; "Who's Who Among the Poor: A Demographic View of Poverty," Social Security Bulletin, July 1965.

^{3/}Current Population Reports, "Special Studies," Series P-23, No. 28, August 12, 1969

^{4/}Circular No. A-46, Transmitted Memorandum No. 9, Executive Office of the President, Bureau of the Budget, August 29, 1969, and Exhibit L (rev.).

DETAILED NOTES

TAPE POSITIONS 147-149

Weighted average thresholds at the low income level in 1971 by size of family and sex of head, by farm-nonfarm residence

Size of family	Total	Nonfarm			Farm		
		Total	Male ¹ head	Female ¹ head	Total	Male ¹ head	Female ¹ head
All unrelated individuals-----	\$2,033	\$2,040	\$2,136	\$1,978	\$1,727	\$1,783	\$1,669
Under 65 years-----	2,093	2,098	2,181	2,017	1,805	1,853	1,715
65 years and over-----	1,931	1,940	1,959	1,934	1,652	1,666	1,643
All families-----	3,700	3,724	3,764	3,428	3,235	3,242	3,079
2 persons-----	2,612	2,633	2,641	2,581	2,219	2,224	2,130
Head under 65 years-----	2,699	2,716	2,731	2,635	2,317	2,322	2,195
Head 65 years and over-----	2,424	2,448	2,450	2,437	2,082	2,081	2,089
3 persons-----	3,207	3,229	3,246	3,127	2,745	2,749	2,627
4 persons-----	4,113	4,137	4,139	4,116	3,527	3,528	3,513
5 persons-----	4,845	4,880	4,884	4,837	4,159	4,159	4,148
6 persons-----	5,441	5,489	5,492	5,460	4,688	4,689	4,656
7 persons or more-----	6,678	6,751	6,771	6,583	5,736	5,749	5,516

¹For unrelated individuals, sex of the individual.

SOURCE: U.S. Department of Commerce, Social and Economic Statistics Administration, U.S. Bureau of the Census "Characteristics of the Low Income Population: 1971," Current Population Reports, Series P-60, No. 86, p. 18.

DETAILED NOTES

TAPE POSITION 150

Region

The United States was divided into four broad geographic regions of approximately equal population. Those regions, which deviate somewhat from the groups used by the Bureau of the Census, are as follows:

<u>Region</u>	<u>States Included</u>
Northeast	Maine, Vermont, New Hampshire, Massachusetts, Connecticut, Rhode Island, New York, New Jersey, and Pennsylvania
South	Delaware, Maryland, District of Columbia, West Virginia, Virginia, Kentucky, Tennessee, North Carolina, South Carolina, Georgia, Florida, Alabama, Mississippi, Louisiana, and Arkansas
Midwest	Ohio, Illinois, Indiana, Michigan, Wisconsin, Minnesota, Iowa, Missouri
West	Washington, Oregon, California, Nevada, New Mexico, Arizona, Texas, Oklahoma, Kansas, Nebraska, North Dakota, South Dakota, Idaho, Utah, Colorado, Montana, and Wyoming.

DETAILED NOTES

TAPE POSITIONS 158-193

HANES is a multistage, stratified, probability sample of loose clusters of persons in land-based segments. In addition, HANES is composed of two distinct examination components—a nutrition screening examination (taken by all examinees) and a more detailed examination taken by a pre-selected subsample of all examinees, ages 25-74. For the nutrition screening examination, locations 1-35 and 1-65 constituted national probability samples and for the detailed examination, locations 1-35, 1-65, 66-100 and 1-100 all constitute national probability samples. In other words, HANES is composed of six distinct subsamples of the U.S. population. For a more detailed discussion of the sample design see Series 1, No. 10a.

Since each of these six subsamples is a distinct subsample of the U.S. population, each subsample requires a different set of weights. The weights are based upon the probability of selection into the sample, adjustments for nonresponse and further adjustments to approximate the U.S. noninstitutionalized population as of the midpoint of each subsample.

In order to select all of those examinees in a particular subsample, i.e. received a particular exam component, it is necessary to exclude all examinees with a weight of zero or blank. It is also necessary to exclude all zero or blank weights because that is the only way to differentiate missing data due to nonresponse from data that is missing because the sample design dictated that a particular examinee was not supposed to receive a particular examination component.

It is suggested that any analyses that are desired by the researcher be performed using the greatest number of examinees possible; that is, if the researcher is interested in an exam component of the nutrition screening examination he should use the weight and consequently the data from the 65 location subsample rather than the 35 location subsample. For the detailed examination, the researcher should use the 100 location subsample rather than one of the others. However, some exam components were only done in a particular subsample; for example, only at the first 35 locations. In that case, the researcher has no choice in selecting a particular subsample.

There may be occasions when a researcher may want to make comparisons of estimates obtained from various subsamples. For example, the prevalence of some disease condition as estimated from the first 35 locations could be compared with an estimate based upon locations 66-100. The researcher may also want to formulate hypotheses using one subsample and test those hypotheses using another subsample.

DETAILED NOTES

TAPE POSITIONS 228-311, 328-422

There appears to be a great deal of missing data (Blanks) in these tape positions, but in fact there are a large number of Blanks because all of those children ages 6-11 years old are coded as Blank in the tape positions that refer to the questionnaire given to the children ages 1-5 years old. The same is true for the questionnaire given to children ages 6-11 years old.

There was item nonresponse and that too was coded as Blank. If the data tape user wishes to know how much data was in fact missing, all he needs to do is to exclude all of those not in the appropriate age group and tabulate the remaining records.