


Public Use Data Tape Documentation

Health History Supplement,
Ages 12-74
Tape Number 5305
National Health and Nutrition Examination Survey, 1976-80

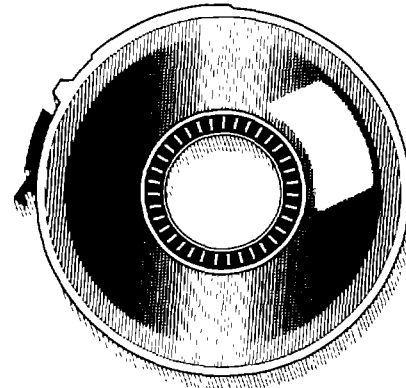
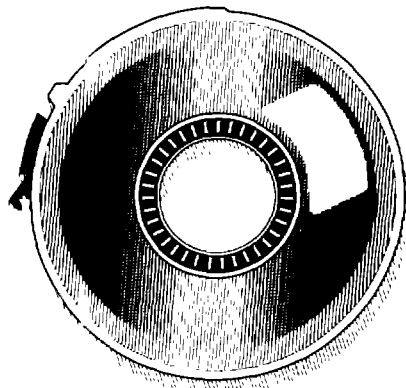
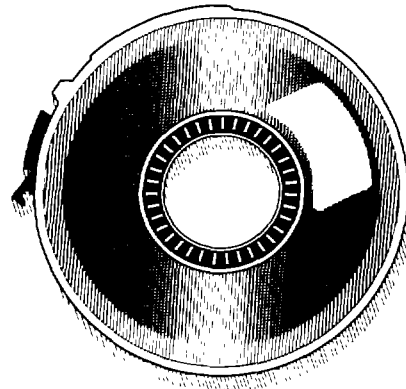
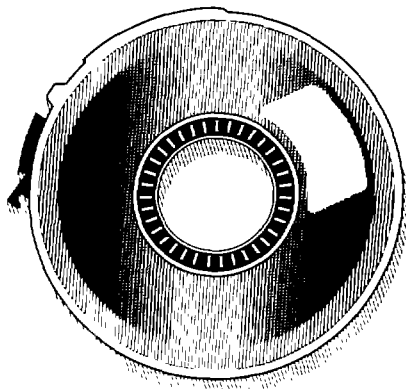


Public Use Data Tape Documentation

Health History Supplement,
Ages 12-74

Tape Number 5305

National Health and Nutrition Examination Survey, 1976-80



U.S. DEPARTMENT OF HEALTH AND HUMAN SERVICES
Public Health Service
Centers for Disease Control
National Center for Health Statistics

Hyattsville, MD
Reprinted October 1991

HEALTH HISTORY SUPPLEMENT, AGES 12-74 YEARS

NATIONAL HEALTH AND NUTRITION EXAMINATION SURVEY II

Documentation for Public Use Data Tape

Catalog Number 5305

This data tape contains demographic and health history data for persons 12 through 74 years of age interviewed and examined in the second National Health and Nutrition Examination Survey (NHANES II), conducted in 1976-1980 by the National Center for Health Statistics (NCHS), U.S. Public Health Service.

This document was prepared by the Division of Health Examination Statistics, NCHS. Michael Rowland, Rita Weinberger, Clyde Rippey, Josephine Blake, Arnold Engel, Marilyn Fein, Dorothy Blodgett, Marie Leahy, Patricia Vaive, William Kitching, Shirley Gray, and Romaine Sharp were responsible for the data compilation and technical review necessary to assemble this tape and construct the documentation. Preparation of drafts and final copy was accomplished by Carol Alexander, Sandra Payne, and Romaine Sharp.

NCHS PUBLIC USE TAPES

Public use data tapes from the National Center for Health Statistics (NCHS) for all NHANES II components will be released as soon as the data have been compiled and documented. It is anticipated that release will occur sequentially through December 1983. NHANES II data tapes are available for purchase from:

National Technical Information Service (NTIS)
5285 Port Royal Road
Springfield, Virginia 22161

(703) 487-4650

A list of NCHS public use data tapes that can be purchased from NTIS can be obtained from:

Scientific and Technical Information Branch
National Center for Health Statistics
Center Building, Room 1-57
3700 East-West Highway
Hyattsville, Maryland 20782

(301) 436-8500

USE OF NCHS DATA TAPES

The National Center for Health Statistics requests the cooperation of recipients of data tapes in certain actions related to their use.

Any publication based on the data should acknowledge NCHS as the original source. It should include a disclaimer which credits the authors for any analyses, interpretations, or conclusions, and not NCHS, which is responsible only for the data.

Users who wish to publish a technical description of the data should make a reasonable effort to insure that the description is consistent with that published by NCHS. This does not mean, however, that NCHS will review such descriptions.

NCHS would appreciate receiving reprints of journal articles or other publications based upon findings from the NHANES II survey. Please send them to the address below.

The data tapes have been carefully edited. Some of the continuous data items have extremely high or low values. It has been verified that the values appear that way on the original interview documents; that is, it has been verified that the values have not resulted from incorrect keypunching. Within each data tape numerous consistency checks have been performed. However, due to the large volume of data collected in the survey, it is likely that a small number of errors or discrepancies remain undetected. NCHS would like to be informed if any such errors are detected so that errata sheets can be issued to previous purchasers and corrections made to a new data tape, if appropriate. Please contact:

Division of Health Examination Statistics
National Center for Health Statistics
Center Building, Room 2-58
3700 East-West Highway
Hyattsville, Maryland 20782
(301) 436-7068

CONTENTS

	<u>Page</u>
I. <u>National Health and Nutrition Examination Survey (NHANES II)</u>	
A. History and Scope.....	1
B. Sample Design and Recommendations for Analysis.....	2
II. <u>Health History Supplement, Ages 12-74 Years</u>	
A. Description	4
B. Demographic and Health History Data Collection.....	4
C. Other History and Related Data Collection.....	5
D. Data Editing.....	5
III. <u>Tape Characteristics and Description</u>	
A. Tape Characteristics.....	6
B. Index to Tape Positions.....	7
1. Demographic Section.....	7
2. Sample Weight Section.....	11
3. Health History Data Section.....	11
C. Use of Special Terms.....	12
D. Tape Description	
1. Demographic Data.....	13
2. Health History Data.....	38
IV. <u>Detailed Notes</u>	130
V. <u>Appendix</u>	
Data Collection Techniques and Content.....	155
VI. <u>References</u>	161

I. NATIONAL HEALTH AND NUTRITION EXAMINATION SURVEY (NHANES II)

A. HISTORY AND SCOPE

1. Description of Survey: NHANES II was one of a series of population based surveys conducted by the National Center for Health Statistics to help determine the health status of the Nation. Data were collected through response to questionnaires on medical and health history, food consumption, and health-related behavior. Data also were collected through direct medical examination. The tape documented here contains data from the demographic and health history parts of the survey for persons 12-74 years of age. A detailed description of the design, content, questionnaires, and operation of NHANES II is provided in the following report: Plan and Operation of the Second National Health and Nutrition Examination Survey, 1976-1980, DHHS Pub. No. (PHS) 81-1317, Vital and Health Statistics Series 1, No. 15, Public Health Service, available at cost from the Superintendent of Documents, U.S. Government Printing Office, Washington, D.C. 20402. The stock number is 017-022-00752-5. One copy is provided with the documentation herein, and a general summary of the data collection techniques and content is given in the Appendix.
2. Target Population: NHANES II was conducted on a nationwide probability sample of approximately 28,000 persons 6 months through 74 years of age from the civilian, noninstitutionalized population of the United States. The survey started in February 1976 and was completed in February 1980. The NHANES II sample was selected so that certain population groups thought to be at high risk of malnutrition (persons with low incomes, preschool children, and the elderly) were oversampled. Adjusted sampling weights were then computed for 76 age, sex, and race categories to inflate the sample in such a manner as to closely reflect the estimated civilian, noninstitutionalized U.S. population 6 months through 74 years of age at the midpoint of the survey (March 1, 1978).

B. SAMPLE DESIGN AND RECOMMENDATIONS FOR ANALYSIS

NHANES II uses a multistage sample designed to represent the civilian, noninstitutionalized population of the United States, 6 months through 74 years of age. Since the sample is not a simple random one and certain population groups were oversampled, it is necessary to incorporate the person's sample weight for proper analysis of the data. The sample weight is a composite of the individual selection probability, adjustments for nonresponse, and poststratification adjustments.

NHANES II provides information on 20,322 individuals who were both interviewed and examined, and on another 4,964 individuals who were interviewed but not examined, in the age range 6 months through 74 years of age. In addition to the general examination components, several more detailed examinations were performed on subsamples of the population. Therefore, instead of there being one sample weight per person, there are several sample weights for each person. For a person not selected for a particular subsample, the associated subsample weight is zero. When analyzing the special subsamples, the analyst must be careful to select the appropriate sampling weight from the weights found in tape locations 282-317. For a more complete description of how the sample weights are calculated, see the detailed note section of this documentation. This file contains data on all 14,479 interviewed and examined persons 12 through 74 years of age.

The NHANES II data were collected using a complex sample design involving both clustering and stratification. Because of the complex design and the ratio adjustments applied to the sample weights, the direct application of standard statistical analysis methods for variance estimation and hypothesis testing may be very misleading. The modification of statistical analysis procedures to incorporate the effects of complex survey designs is an important area of research.

However, the current methodologies appropriate for the analysis of data from such surveys have not been made readily available in the standard packaged statistical software.

There are computer programs available which provide the capability of variance estimation for complex sample designs. The balanced repeated replication approach ¹ is utilized in `REPERR` and `PSALMS` to calculate the variance-covariance matrix. Both routines are available within the OSIRIS IV library.² `SURREGR`³ and `SUPERCARP`⁴ are programs that calculate the variance-covariance matrix using the linearization approach ⁵ (Taylor series expansion). Another program, `SESUDAAN`,⁶ calculates variances and design effects. `SURREGR` and `SESUDAAN` are special procedures for the SAS package, which is available from SAS Institute, Box 8000, Cary, N.C., 27511.

In order to provide the user with the capability of estimating the complex sample variances in the NHANES II data using the above procedures, Strata and Pseudo Primary Sampling Unit (PSU) codes have been provided on all data tapes in positions 324-326. These variables and the sample weights are necessary for the calculation of variances.

Even though the overall number of examined persons in this survey is quite large for statistical inference purposes, subclass analyses can lead to estimators that are unstable, particularly estimates of variances. Consequently, analyses of subclasses require that the user pay particular attention to the coefficient of variation for the estimates of means, proportions and totals. In addition, small sample sizes, or a small number of PSU's used in the variance calculations, may produce unstable estimates of the variances using the above computer programs.

An NCHS publication discusses these issues and describes analytic strategies for examining various hypotheses for the first National Health and Nutrition Examination Survey (NHANES I), which used a similar type of complex sample design.⁷

II. HEALTH HISTORY SUPPLEMENT, AGES 12-74 YEARS

A. DESCRIPTION

This data tape contains demographic, health history, and blood pressure data for persons 12-74 years old who were both interviewed and examined in the second National Health and Nutrition Examination Survey (NHANES II).

B. DEMOGRAPHIC AND HEALTH HISTORY DATA COLLECTION

A letter announcing the forthcoming arrival of an interviewer from the U.S. Bureau of the Census was mailed to each household that fell into the NHANES II probability sample. The interviewer visited the household, determined the appropriate sample person(s), and administered demographic and medical history questionnaires. Information on the household and the housing unit was obtained from an available and eligible household respondent. Demographic data for each sample person were obtained by self-response, when possible. When the sample person was not available, the interviewer obtained the data by proxy from any responsible adult in the household.

Medical history data were collected in the household from all sample persons who were later given direct medical examinations. At the examination center they were asked more questions about their health. The blood pressure data contained on this tape were collected during the physician's examination. The histories obtained at the examination center form the Health History Supplement data contained on this tape.

Some of the condition-related questions asked in the home were also asked as part of the Health History Supplement at the examination center. This redundancy was designed to allow analysis of data reliability and non-response (a small proportion of people interviewed in the home and selected for

examination did not receive examinations and supplemental history interviews). More detailed questions were asked in the examination centers so as to reduce respondent burden in the home. The sensitive nature of some other questions precluded their being asked in the household interview.

C. OTHER HISTORY AND RELATED DATA COLLECTION

Medical history data obtained in the household are available on another public use tape available from NTIS (Catalog Number 5020). That tape contains data on medicine/vitamin use; eating, digestion, and appetite; smoking; coffee and tea drinking; and data on: anemia, diabetes, hearing deficits, allergies, hypertension, and back and neck problems. Special attention also was given to cardiovascular, respiratory, kidney and bladder, liver and gall bladder diseases and hypertension.

Persons 25-74 years old were asked questions from a Behavior Questionnaire at the examination center. The questions were designed to elicit data on behavior thought to be associated with increased risk of coronary heart disease. A public use data tape with these data is in preparation (Catalog Number 5317).

D. DATA EDITING

Preliminary editing of the interview forms was done by personnel of NCHS. They verified and corrected, to the extent possible, problematic data and did further edits for consistency, completeness, and accuracy of the data against microfilm records of the original questionnaire where needed.

III. TAPE CHARACTERISTICS AND DESCRIPTION

A. TAPE CHARACTERISTICS

Title: Health History Supplement Ages 12-74 Years
Catalog Number: 5305
Data Set Name: HEHANES2.DU530501
Record Length: 810
Blocksize: 4050
Density: 1600 BPI
Number of Records: 14,479
Number of Reels: 1
Recording Mode: Fixed Block, EBCDIC
Channel: 9 Track
Created by: Division of Health Examination Statistics
National Center for Health Statistics
Hyattsville, Maryland

B. INDEX TO TAPE POSITIONS

<u>1. Demographic Section</u>	<u>Tape Positions</u>
a. <u>Residence Data</u>	
Sample Sequence Number.....	1- 5
Catalog Number (5371-for Demographic Data only).....	6- 9
Unused position(s).....	10
Size of place.....	11
SMSA-not SMSA.....	12
Unused position(s).....	13- 23
Type of living quarters.....	24
Land usage.....	25
If rural, asked does this place have 10 acres or more?.....	26
If 10 acres or more, asked if in the last 12 months did sales of farm produce and livestock amount to \$50 or more?.....	27
If less than 10 acres, asked if in the last 12 months did sales of farm produce and live stock amount to \$250 or more?.....	28
Unused position(s).....	29
Total number of persons in household.....	30- 31
Total number of sample persons in household.....	32- 33
b. <u>Sample Person Data</u>	
Unused position(s).....	34
Family relationship.....	35
Examination status.....	36
Family unit number.....	37- 41
Unused position(s).....	42- 44
Age-months (at interview).....	45- 46
Age-years (at interview).....	47- 48
Unused position(s).....	49- 50
Date of birth-month.....	51- 52
Date of birth-year.....	53- 54
Sex.....	55
Race.....	56
In what State was he/she born?.....	57- 58
Is he/she married, widowed, divorced, separated, or never married?.....	59
National origin or ancestry.....	60- 61
Education level.....	62- 63
Grade completed.....	64
What was he/she doing during most of the past 12 months?.....	65
What was he/she doing?.....	66
Did he/she work at a job or business at any time during the past three months?.....	67
Did he/she work full or part-time when working?.....	68

Demographic Section (Cont.)

<u>Sample Person Data (Cont.)</u>	<u>Tape Positions</u>
Was he/she working within last two weeks not counting work around the house?.....	69
Even though he/she did not work, does he/she have a job or business?.....	70
Was he/she looking for work or on layoff from a job?.....	71
Which - looking for work or on layoff from a job?.....	72
What kind of industry or business is this?.....	73- 75
What kind of work was he/she doing?.....	76- 78
Was he/she in private company or business or working for individual for wages, salary, or commission?.....	79
Did he/she ever serve in the armed forces of the U.S.?.....	80
When did he/she serve?.....	81
Unused position(s).....	82- 90

c. Household Data

How many rooms are in this ...? Count the kitchen, but not the bath.....	91
How many bedrooms are in this ...?.....	92
Do you have complete kitchen facilities in your living quarters, that is a kitchen sink with piped water, a refrigerator and a range or cookstove? (Asked only of unrelated household members.).....	93
Do you have access to complete kitchen facilities in this house?.....	94
Do you have access to a range or cookstove?.....	95
Do you have access to a refrigerator?.....	96
Do you have access to a sink with piped water?.....	97
Is there piped water in this house (these living quarters)?.....	98
Is there both hot and cold water?.....	99
Are these kitchen facilities used by anyone not living in this household?.....	100
What is the main type of heating system you have?.....	101-102
Do you have air conditioning?.....	103
How many motor vehicles are owned or regularly used for transportation by members of your family?.....	104
Is any language other than English spoken by family members living here?.....	105
What language?.....	106
Which of these income groups represents your total combined family income for the past 12 months?.....	107-108

Demographic Section (Cont.)

Household Data (Cont.)

Tape Positions

During the past 12 months, how much money did you and all members of your family receive in wages or salaries before deductions (under \$7,000 only)?.....	109-112
Social security or railroad retirement?.....	113
Unused position(s).....	114
If yes, how much?.....	115-118
Welfare payments or other public assistance?.....	119
Unused position(s).....	120
If yes, how much?.....	121-124
Unemployment compensation or workmen's compensation?.....	125
Unused position(s).....	126
If yes, how much?.....	127-130
Government employee pension or private pensions?.....	131
Unused position(s).....	132
If yes, how much?.....	133-136
Dividends, interest or rent?.....	137
Unused position(s).....	138
If yes, how much?.....	139-142
Net income from their own business (nonfarm), professional practice, or partnership?.....	143
Unused position(s).....	144
If yes, how much?.....	145-148
Net income from a farm?.....	149
Unused position(s).....	150
If yes, how much?.....	151-154
Veteran's payments?.....	155
Unused position(s).....	156
If yes, how much?.....	157-160
Alimony, child support or other support from persons not in household?.....	161
Unused position(s).....	162
If yes, how much?.....	163-166
Any other income?.....	167
Unused position(s).....	168
If yes, how much?.....	169-172
Total amount.....	173-176
Check Item B - Food stamps available.....	177
Are you certified to participate in the food stamp program?.....	178
Are you buying food stamps now?.....	179
What is the main reason you are not participating in the program?.....	180
Are you certified for commodity distribution program?.....	181

Demographic Section (Cont.)

Household Data (Cont.)

Tape Positions

Are you receiving commodity foods now for your family?.....	182
Why aren't you participating in the program?.....	183
Date of exam.....	184-189
Age in years (at examination).....	190-191
Unused position(s).....	192-205
Race-sex recode for sample persons.....	206
Farm, nonfarm recode for sample person.....	207
Interview status.....	208
Region.....	209
Poverty index.....	210-212
Unused position(s).....	213-246

d. Head of Household Data

Age in years.....	247-248
Unused position(s).....	249-250
Date of birth-month.....	251-252
Date of birth-year.....	253-254
Sex.....	255
Race.....	256
In what State was he/she born?.....	257-258
Is he/she married, widowed, divorced, separated or never married?.....	259
National origin or ancestry?.....	260-261
Education level.....	262-263
Grade completed.....	264
What was he/she doing most of the past 12 months?.....	265
What was he/she doing?.....	266
Did he/she work at job or business during past three months?.....	267
Did he/she work full or part-time when working?.....	268
Did he/she work at any time the last two weeks not counting work around the house?.....	269
Even though he/she did not work, does he/she have a job or business?.....	270
Was he/she looking for work or on layoff from a job?.....	271
Which - looking for work or on layoff from a job?.....	272
Type of industry or business.....	273-275
What kind of work was he/she doing?.....	276-278
Was he/she in private company or business or working for individual for wages, salary, or commission?.....	279
Did he/she ever serve in the armed forces of the U.S.?.....	280
When did he/she serve?.....	281

<u>2. Sample Weight Section</u>	<u>Tape Positions</u>
Examined final weight.....	282-287
Medical history interview final weight.....	288-293
Glucose Tolerance Test final examined weight.....	294-299
Lead final examined weight.....	300-305
Carboxyhemoglobin final examined weight.....	306-311
Bile acids final examined weight.....	312-317
Unused position(s).....	318-323
Strata code.....	324-325
Pseudo PSU code.....	326
Poverty Non-Poverty Segments.....	327
Unused position(s).....	328-400

<u>3. Health History Data Section</u>	
Catalog Number.....	401-404
Unused position(s).....	405-413
Check Item I.....	414
Cardiovascular Conditions (Asked if age 25 or older).....	415-482
Back, Neck, and Joints (Asked if age 25 or older).....	483-691
Mononucleosis.....	692
Yellow Jaundice.....	693-699
Hernia.....	700
Contact with Carbon Tetrachloride.....	701
Exposure to Pesticides.....	702-710
Smoking (Asked if ages 12-17).....	711-722
Kidney and Bladder Disease.....	723-750
Activity Limitation.....	751-767
Check Item III.....	768
Menstrual and Pregnancy History for Females.....	769-790
Blood Pressure.....	791-808
Unused position.....	809
Dummy Record.....	810

C. USE OF SPECIAL TERMS

The term "unused positions" refers to blank areas in the data.

The term "blank, but applicable", is used to indicate a data item that was to have a response for a sample person but for which no usable data were provided. This includes unanswered data fields, as well as those containing impossible entries: i.e., out-of-range or inconsistent with other entries. The term "blank" refers to data items where the sample person was not supposed to respond to the question.

All health history data items were coded as "blank" for sample persons for whom no Health History Questionnaire was received (see detailed note for tape position 810, which refers to these "dummy records").

To understand more fully the questionnaire skip patterns and the categorizations used, see Plan and Operation of the Second National Health and Nutrition Examination Survey, included with this documentation.⁸ All the questionnaires are included in that publication.

D. TAPE DESCRIPTION

1. DEMOGRAPHIC DATA

TAPE POSITION, ITEM DESCRIPTION, CODES	CONTROL COUNTS

RESIDENCE DATA IN POSITIONS 001-034	

POS. 001-005 SAMPLE SEQUENCE NUMBER	
00058-27796.....	14,479
POS. 006-009 CATALOG NUMBER	
5371.....	14,479
POS. 010 UNUSED POSITION	
POS. 011 SIZE OF PLACE. (SEE DETAILED NOTE)	
1=URBANIZED AREA WITH 3,000,000 OR MORE.....	1,809
2=URBANIZED AREA 1,000,000 TO 2,999,999.....	1,847
3=URBANIZED AREA WITH 250,000 TO 999,999.....	1,784
4=URBANIZED AREA UNDER 250,000.....	1,309
5=URBAN PLACE 25,000 OR MORE OUTSIDE URBANIZED AREA.....	701
6=URBAN PLACE 10,000-24,999 OUTSIDE URBANIZED AREA.....	682
7=URBAN PLACE 2,500-9,999 OUTSIDE URBANIZED AREA.....	1,144
8=RURAL.....	5,203
POS. 012 SMSA-NOT SMSA (SEE DETAILED NOTE)	
1=IN SMSA, IN CENTRAL CITY.....	3,988
2=IN SMSA, NOT IN CENTRAL CITY.....	4,062
4=NOT IN SMSA.....	6,429
POS. 013-023 UNUSED POSITIONS	
POS. 024 TYPE OF LIVING QUARTERS (QUES. 7)	
1=HOUSING UNIT.....	14,299
2=OTHER UNIT.....	180

TAPE POSITION, ITEM DESCRIPTION, CODES CONTINUED		CONTROL COUNTS
POS. 025	LAND USAGE (QUES. 9)	
	1=URBAN.....	9,294
	2=RURAL.....	5,185
POS. 026	IF RURAL, ASKED DOES THIS PLACE HAVE 10 ACRES OR MORE? (QUES. 11A)	
	1=YES.....	1,190
	2=NO.....	3,995
	9=NOT APPLICABLE.....	9,294
POS. 027	IF 10 ACRES OR MORE, ASKED IF IN THE PAST 12 MONTHS DID SALES OF FARM PRODUCTS AMOUNT TO \$50 OR MORE? (QUES. 11B)	
	1=YES.....	705
	2=NO.....	485
	9=NOT APPLICABLE.....	13,289
POS. 028	IF LESS THAN 10 ACRES, ASKED IF IN THE PAST 12 MONTHS DID SALES OF FARM PRODUCTS AMOUNT TO \$250 OR MORE? (QUES. 11C)	
	1=YES.....	128
	2=NO.....	3,867
	9=NOT APPLICABLE.....	10,484
POS. 029	UNUSED POSITION	
POS. 030-031	TOTAL NUMBER OF PERSONS IN HOUSEHOLD	
	01-15 AS GIVEN.....	14,479
POS. 032-033	TOTAL NUMBER OF SAMPLE PERSONS IN FAMILY	
	01-06 AS GIVEN.....	14,479
POS. 034	UNUSED POSITION	

TAPE POSITION, ITEM DESCRIPTION, CODES
CONTINUED

CONTROL
COUNTS

SAMPLE PERSON DATA IN POSITIONS 035-081

POS. 035 FAMILY RELATIONSHIP

1=HEAD, ONE PERSON LIVING ALONE OR WITH NON-RELATIVES....	2,185
2=HEAD, TWO OR MORE RELATED PERSONS IN FAMILY.....	4,969
3=WIFE.....	3,869
4=CHILD.....	2,947
5=OTHER RELATIVE.....	486
6=FOSTER CHILD.....	15
7=HUSBAND.....	8

POS. 036 EXAMINATION STATUS

1=EXAMINED.....	14,479
-----------------	--------

POS. 037-041 FAMILY UNIT SEQUENCE NUMBER
(SEE DETAILED NOTE)

00001-21051 AS GIVEN.....	14,479
---------------------------	--------

POS. 042-044 UNUSED POSITIONS

POS. 045-046 AGE-MONTHS AT INTERVIEW (QUES. 3)

BLANK IF GREATER THAN 11 MONTHS.....	14,479
--------------------------------------	--------

POS. 047-048 AGE-YEARS AT INTERVIEW (QUES. 3)

12-74 YEARS.....	14,479
------------------	--------

POS. 049-050 UNUSED POSITIONS

POS. 051-052 DATE OF BIRTH-MONTH (QUES. 2)

01-12 MONTH.....	14,479
------------------	--------

-----		-----
TAPE POSITION, ITEM DESCRIPTION, CODES		CONTROL
CONTINUED		COUNTS
-----		-----
POS. 053-054	DATE OF BIRTH-YEAR (QUES. 2)	
	01-67 YEAR.....	14,479
POS. 055	SEX (QUES. 4)	
	1=MALE.....	6,955
	2=FEMALE.....	7,524
POS. 056	RACE (QUES. 5) (SEE DETAILED NOTE)	
	1=WHITE.....	12,444
	2=BLACK.....	1,752
	3=OTHER.....	283
POS. 057-058	IN WHAT STATE WAS HE/SHE BORN? (QUES. 6)	
	(SEE DETAILED NOTE)	
	01-97.....	14,328
	88=BLANK, BUT APPLICABLE.....	151
POS. 059	IS HE/SHE NOW MARRIED, WIDOWED, SEPARATED, OR NEVER	
	MARRIED? (QUES. 7)	
	1=UNDER 17.....	1,668
	2=MARRIED.....	8,196
	3=WIDOWED.....	1,151
	4=DIVORCED.....	658
	5=SEPARATED.....	332
	6=NEVER MARRIED.....	2,437
	8=BLANK, BUT APPLICABLE.....	37

TAPE POSITION, ITEM DESCRIPTION, CODES CONTINUED		CONTROL COUNTS
POS. 060-061 NATIONAL ORIGIN OR ANCESTRY (QUES. 8)		
01=COUNTRIES OF CENTRAL OR SOUTH AMERICA.....		79
02=CHICANO.....		17
03=CUBAN.....		77
04=MEXICAN.....		148
05=MEXICANO.....		46
06=MEXICAN-AMERICAN.....		203
07=PUERTO RICAN.....		117
08=OTHER SPANISH.....		66
09=OTHER EUROPEAN, SUCH AS GERMAN,FRENCH,ENGLISH,IRISH...	10,580	
10=BLACK, NEGRO OR AFRO-AMERICAN.....	1,693	
11=AMERICAN INDIAN OR ALASKAN NATIVE.....	178	
12=ASIAN OR PACIFIC ISLANDER SUCH AS CHINESE,JAPANESE, KOREAN,PHILIPPINO,SAMOAN.....	249	
13=ANOTHER GROUP NOT LISTED.....	713	
88=BLANK, BUT APPLICABLE.....	313	
POS. 062-063 WHAT WAS THE HIGHEST GRADE OR YEAR OF SCHOOL HE/SHE HAS EVER ATTENDED (QUES. 9A)		
00=NONE (REGARDLESS OF AGE).....	110	
21-28=ELEMENTARY GRADES (1-8).....	3,229	
31-34=HIGH SCHOOL (1-4).....	7,294	
41-45=COLLEGE (1-5+).....	3,719	
88=BLANK, BUT APPLICABLE.....	127	
POS. 064 DID HE/SHE FINISH THE GRADE YEAR? (QUES. 9B)		
1=YES.....	9,851	
2=NO.....	4,254	
8=BLANK, BUT APPLICABLE.....	264	
BLANK.....	110	
POS. 065 WHAT WAS HE/SHE DOING DURING MOST OF THE PAST 12 MONTHS? (QUES. 10A)		
1=WORKING.....	6,667	
2=KEEPING HOUSE.....	3,372	
3=SOMETHING ELSE.....	2,721	
8=BLANK, BUT APPLICABLE.....	51	
BLANK.....	1,668	

-----		-----
TAPE POSITION, ITEM DESCRIPTION, CODES		CONTROL
CONTINUED		COUNTS
-----		-----
POS. 066	WHAT WAS HE/SHE DOING? (QUES. 10B)	
1=LAYOFF.....		27
2=RETIRED.....		1,179
3=STUDENT.....		966
4=ILL.....		61
5=STAYING HOME.....		96
6=LOOKING FOR WORK.....		98
7=UNABLE TO WORK.....		225
8=BLANK, BUT APPLICABLE.....		51
0=OTHER.....		69
BLANK.....		11,707
POS. 067	DID HE/SHE WORK AT A JOB OR BUSINESS AT ANY TIME DURING THE PAST THREE MONTHS? (QUES. 10C)	
1=YES.....		1,095
2=NO.....		4,998
8=BLANK, BUT APPLICABLE.....		51
BLANK.....		8,335
POS. 068	WHEN HE/SHE WAS WORKING, DID HE/SHE USUALLY WORK FULL OR PART TIME? (QUES. 10D)	
1=FULL TIME.....		6,188
2=PART TIME.....		1,574
8=BLANK, BUT APPLICABLE.....		51
BLANK.....		6,666
POS. 069	DID HE/SHE WORK AT ANY TIME LAST WEEK OR THE WEEK BEFORE NOT COUNTING WORK AROUND THE HOUSE? (QUES. 11A)	
1=YES.....		6,889
2=NO.....		873
8=BLANK, BUT APPLICABLE.....		51
BLANK.....		6,666
POS. 070	EVEN THOUGH HE/SHE DID NOT WORK DURING THAT TIME, DOES HE/SHE HAVE A JOB OR BUSINESS? (QUES. 11B)	
1=YES.....		387
2=NO.....		5,484
8=BLANK, BUT APPLICABLE.....		51
BLANK.....		8,557

TAPE POSITION, ITEM DESCRIPTION, CODES CONTINUED		CONTROL COUNTS
POS. 071	WAS HE/SHE LOOKING FOR WORK OR ON LAYOFF FROM A JOB? (QUES. 11C)	
	1=YES.....	546
	2=NO.....	5,325
	8=BLANK, BUT APPLICABLE.....	51
	BLANK.....	8,557
POS. 072	WHICH-LOOKING FOR WORK OR ON LAYOFF FROM A JOB? (QUES. 11D)	
	1=LOOKING.....	424
	2=LAYOFF.....	91
	3=BOTH.....	31
	8=BLANK, BUT APPLICABLE.....	51
	BLANK.....	13,882
POS. 073-075	WHAT KIND OF INDUSTRY OR BUSINESS IS THIS? (QUES. 12B) (SEE DETAILED NOTE)	
	017-998 (LAST DIGIT 7,8,9).....	7,701
	000=BLANK, BUT APPLICABLE.....	118
	BLANK.....	6,660
POS. 076-078	WHAT KIND OF WORK WAS HE/SHE DOING? (QUES. 12C) (SEE DETAILED NOTE)	
	001-992=OCCUPATION (LAST DIGIT 0-6).....	7,690
	000=BLANK, BUT APPLICABLE.....	129
	BLANK.....	6,660
POS. 079	WAS HE/SHE AN EMPLOYEE OF A PRIVATE COMPANY, BUSINESS, OR INDIVIDUAL FOR WAGES, SALARY, OR COMMISSION? (QUES. 12E)	
	1=PRIVATE.....	5,361
	2=A FEDERAL GOVT EMPLOYEE.....	277
	3=A STATE GOVT EMPLOYEE.....	443
	4=A LOCAL GOVT EMPLOYEE.....	647
	5=INCORPORATED-OWN.....	139
	6=SELF EMPLOYED (OR FARM).....	775
	7=WORKING WITHOUT PAY IN FAMILY BUSINESS OR FARM.....	61
	8=NEVER WORKED.....	38
	0=BLANK, BUT APPLICABLE.....	78
	BLANK.....	6,660

TAPE POSITION, ITEM DESCRIPTION, CODES
CONTINUED

CONTROL
COUNTS

POS. 080 DID HE/SHE EVER SERVE IN THE ARMED FORCES OF THE
UNITED STATES? (QUES. 13A)

1=YES.....	2,243
2=NO.....	10,336
8=BLANK, BUT APPLICABLE.....	232
BLANK.....	1,668

POS. 081 WHEN DID HE/SHE SERVE? (QUES. 13B)

1=VIETNAM.....	551
2=KOREAN WAR.....	283
3=WORLD WAR II.....	1,101
4=WORLD WAR I.....	3
5=POST VIETNAM.....	10
6=OTHER SERVICE.....	271
8=BLANK, BUT APPLICABLE.....	232
9=DO NO KNOW.....	24
BLANK.....	12,004

POS. 082-090 UNUSED POSITIONS

HOUSEHOLD DATA IN POSITIONS 091-212

POS. 091 HOW MANY ROOMS ARE IN THIS...? COUNT THE KITCHEN,
BUT NOT THE BATHROOM. (QUES. 14A)

1-8 ROOMS.....	13,512
9=9 OR MORE ROOMS.....	967

POS. 092 HOW MANY BEDROOMS ARE IN THIS...? (QUES. 14B)

0-7 BEDROOMS - MORE THAN 7 BEDROOMS CODED AS 7.....	14,479
-----------------------------------------------------	--------

TAPE POSITION, ITEM DESCRIPTION, CODES CONTINUED		CONTROL COUNTS
POS. 093	ASKED ONLY OF UNRELATED HOUSEHOLD MEMBERS. DO YOU HAVE COMPLETE KITCHEN FACILITIES IN YOUR LIVING QUARTERS, THAT IS, A KITCHEN SINK WITH PIPED WATER, A REFRIGERATOR AND A RANGE OR COOKSTOVE? (QUES. 14C)	
	1=YES.....	134
	2=NO.....	175
	BLANK.....	14,170
POS. 094	DO YOU (HAVE/HAVE ACCESS TO) COMPLETE KITCHEN FACILITIES IN THIS HOUSE, THAT IS, A KITHCEN SINK WITH PIPED WATER, A REFIGERATOR AND A RANGE OR COOKSTOVE? (QUES. 15A)	
	1=YES.....	14,056
	2=NO.....	233
	8=BLANK, BUT APPLICABLE.....	56
	BLANK.....	134
POS. 095	DO YOU (HAVE/HAVE ACCESS TO) A RANGE OR COOKSTOVE? (QUES. 15B)	
	1=YES.....	127
	2=NO.....	106
	8=BLANK, BUT APPLICABLE.....	56
	BLANK.....	14,190
POS. 096	DO YOU (HAVE/HAVE ACCESS TO) A REFRIGERATOR? (QUES. 15B)	
	1=YES.....	156
	2=NO.....	77
	8=BLANK, BUT APPLICABLE.....	56
	BLANK.....	14,190
POS. 097	DO YOU (HAVE/HAVE ACCESS TO) A SINK WITH PIPED WATER? (QUES. 15B)	
	1=YES.....	95
	2=NO.....	138
	8=BLANK, BUT APPLICABLE.....	56
	BLANK.....	14,190

Tape Position, Item Description, Codes Continued		Control Counts
POS. 098 IS THERE PIPED WATER IN THIS HOUSE (THESE LIVING QUARTERS)? (QUES. 15C)		
1=YES.....		25
2=NO.....		113
8=BLANK, BUT APPLICABLE.....		56
BLANK.....		14,285
POS. 099 IS THERE BOTH HOT AND COLD WATER? (QUES. 15D)		
1=YES.....		112
2=NO.....		8
8=BLANK, BUT APPPLICABLE.....		56
BLANK.....		14,303
POS. 100 ARE THESE KITCHEN FACILITIES USED BY ANYONE NOT LIVING IN THIS HOUSEHOLD? (QUES. 15E)		
1=YES.....		233
2=NO.....		13,823
8=BLANK, BUT APPPLICABLE.....		56
BLANK.....		367
POS. 101-102 WHAT IS THE MAIN TYPE OF HEATING SYSTEM YOU HAVE? (QUES. 16)		
11=STEAM OR HOT WATER SYSTEM.....		2,341
12=CENTRAL WARM AIR FURNACE WITH DUCTS TO INDIVIDUAL ROOM OR CENTRAL HEAT PUMP (FORCED AIR).....		7,064
13=BUILT IN ELECTRIC UNITS (PERMANENTLY INSTALLED IN WALL, CEILING, OR BASEBOARD).....		843
14=FLOOR, WALL OR PIPELESS FURNACE.....		1,166
15=CIRCULATING, RADIANT OR ROOM HEATERS, WITH FLUE OR VENT, BURNING GAS, OIL OR KEROSENE.....		1,248
16=CIRCULATING, RADIANT, OR ROOM HEATERS (NOT PORTABLE) WITHOUT FLUE OR VENT BURNING GAS, OIL, OR KEROSENE....		553
17=FIREPLACE OR STOVES BURNING COAL, WOOD, OR COKE.....		497
18=PORTABLE ROOM HEATERS OF ANY KIND.....		285
19=SOME OTHER TYPE.....		197
20=NDNE, UNIT IS NOT HEATED.....		187
88=BLANK, BUT APPLICABLE.....		98

-----		-----
TAPE POSITION, ITEM DESCRIPTION, CODES		CONTROL
CONTINUED		COUNTS
-----		-----
POS. 103	DO YOU HAVE AIR CONDITIONING? (QUES. 17)	
	1=YES, INDIVIDUAL ROOM UNIT.....	4,442
	2=YES, CENTRAL AIR CONDITIONING.....	2,704
	3=NO.....	7,261
	8=BLANK, BUT APPLICABLE.....	72
POS. 104	HOW MANY MOTOR VEHICLES ARE OWNED OR REGULARLY USED FOR TRANSPORTATION BY MEMBERS OF YOUR FAMILY? (QUES. 18)	
	0=NONE.....	1,583
	1-8 VEHICLES (MORE THAN 8 CODED AS 8)	12,787
	9=BLANK, BUT APPLICABLE.....	109
POS. 105	IS ANY LANGUAGE OTHER THAN ENGLISH FREQUENTLY SPOKEN BY FAMILY MEMBERS LIVING HERE? (QUES. 19A)	
	1=YES.....	1,417
	2=NO.....	12,995
	8=BLANK, BUT APPLICABLE.....	67
POS. 106	WHAT LANGUAGE(S)? (QUES. 19B)	
	0=GERMAN.....	74
	1=ITALIAN.....	93
	2=FRENCH.....	185
	3=POLISH.....	50
	4=RUSSIAN.....	18
	5=SPANISH.....	672
	6=CHINESE.....	34
	7=OTHER LANGUAGE.....	280
	8=BLANK, BUT APPLICABLE.....	78
	9=NOT APPLICABLE.....	12,995

TAPE POSITION, ITEM DESCRIPTION, CODES
CONTINUED

CONTROL
COUNTS

POS. 107-108 WHICH OF THESE INCOME GROUPS REPRESENTS YOUR
TOTAL COMBINED FAMILY INCOME FOR THE PAST 12
MONTHS? (QUES. 20) (SEE DETAILED NOTE)

11= UNDER \$ 1,000.....	174
12=\$ 1,000-\$ 1,999.....	288
13=\$ 2,000-\$ 2,999.....	557
14=\$ 3,000-\$ 3,999.....	621
15=\$ 4,000-\$ 4,999.....	599
16=\$ 5,000-\$ 5,999.....	538
17=\$ 6,000-\$ 6,999.....	406
18=\$ 7,000-\$ 9,999.....	2,556
19=\$10,000-\$14,999.....	2,735
20=\$15,000-\$19,999.....	2,109
21=\$20,000-\$24,999.....	1,471
22=\$25,000 AND OVER.....	1,847
88=BLANK, BUT APPLICABLE.....	578

POS. 109-112 DURING THE PAST 12 MONTHS, HOW MUCH MONEY DID
YOU AND ALL MEMBERS OF YOUR FAMILY RECEIVE IN
WAGES OR SALARIES BEFORE DEDUCTIONS?
(QUES. 21)

0000-6968=AMOUNT.....	3,050
8888=BLANK, BUT APPLICABLE.....	711
BLANK.....	10,718

POS. 113 SOCIAL SECURITY OR RAILROAD RETIREMENT?
(QUES. 22A)

1=YES.....	1,623
2=NO.....	1,635
8=BLANK, BUT APPLICABLE.....	503
BLANK.....	10,718

POS. 114 UNUSED POSITION

POS. 115-118 IF YES, HOW MUCH?

0038-6828=AMOUNT.....	1,543
8888=BLANK, BUT APPLICABLE.....	583
BLANK.....	12,353

TAPE POSITION, ITEM DESCRIPTION, CODES CONTINUED		CONTROL COUNTS
POS. 119	WELFARE PAYMENTS OR OTHER PUBLIC ASSISTANCE? (QUES. 22B)	
	1=YES.....	660
	2=NO.....	2,604
	8=BLANK, BUT APPLICABLE.....	497
	BLANK.....	10,718
POS. 120	UNUSED POSITION	
POS. 121-124	IF YES, HOW MUCH?	
	0012-6780=AMOUNT.....	634
	8888=BLANK, BUT APPLICABLE.....	523
	BLANK.....	13,322
POS. 125	UNEMPLOYMENT COMPENSATION OR WORKMEN'S COMPENSATION (QUES. 22C)	
	1=YES.....	207
	2=NO.....	3,058
	8=BLANK, BUT APPLICABLE.....	496
	BLANK.....	10,718
POS. 126	UNUSED POSITION	
POS. 127-130	IF YES, HOW MUCH?	
	0015-5640=AMOUNT.....	176
	8888=BLANK, BUT APPLICABLE.....	527
	BLANK.....	13,776
POS. 131	GOVERNMENT EMPLOYEE PENSION OR PRIVATE PENSIONS? (QUES. 22D)	
	1=YES.....	252
	2=NO.....	3,010
	8=BLANK, BUT APPLICABLE.....	499
	BLANK.....	10,718

-----		-----
TAPE POSITION, ITEM DESCRIPTION, CODES		CONTROL
CONTINUED		COUNTS
-----		-----
POS. 132	UNUSED POSITION	
POS. 133-136	IF YES, HOW MUCH?	
	0036-6000=AMOUNT.....	231
	8888=BLANK, BUT APPLICABLE.....	520
	BLANK.....	13,728
POS. 137	DIVIDENDS, INTEREST, OR RENT? (QUES. 22E)	
	1=YES.....	441
	2=NO.....	2,815
	8=BLANK, BUT APPLICABLE.....	505
	BLANK.....	10,718
POS. 138	UNUSED POSITION	
POS. 139-142	IF YES, HOW MUCH?	
	0001-5200=AMOUNT.....	406
	8888=BLANK, BUT APPLICABLE.....	540
	BLANK.....	13,533
POS. 143	NET INCOME FROM THEIR OWN NONFARM BUSINESS, PROFESSIONAL PRACTICE, OR PARTNERSHIP? (QUES. 22F)	
	1=YES.....	125
	2=NO.....	3,120
	3=LOSS.....	13
	8=BLANK, BUT APPLICABLE.....	503
	BLANK.....	10,718
POS. 144	UNUSED POSITION	
POS. 145-148	IF YES, HOW MUCH?	
	0001-6500=AMOUNT.....	111
	8888=BLANK, BUT APPLICABLE.....	530
	BLANK.....	13,838

-----		-----
TAPE POSITION, ITEM DESCRIPTION, CODES		CONTROL
CONTINUED		COUNTS
-----		-----
POS. 149	NET INCOME FROM A FARM? (QUES. 22G)	
	1=YES.....	104
	2=NO.....	3,127
	3=LOSS.....	25
	8=BLANK, BUT APPLICABLE.....	505
	BLANK.....	10,718
POS. 150	UNUSED POSITION	
POS. 151-154	IF YES, HOW MUCH?	
	0000-6500=AMOUNT.....	104
	8888=BLANK, BUT APPLICABLE.....	530
	BLANK.....	13,845
POS. 155	VETERAN'S PAYMENTS? (QUES. 22H)	
	1=YES.....	209
	2=NO.....	3,053
	8=BLANK, BUT APPLICABLE.....	499
	BLANK.....	10,718
POS. 156	UNUSED POSITION	
POS. 157-160	IF YES, HOW MUCH?	
	0006-6000=AMOUNT.....	197
	8888=BLANK, BUT APPLICABLE.....	511
	BLANK.....	13,771
POS. 161	ALIMONY, CHILD SUPPORT, OR CONTRIBUTIONS FROM PERSONS NOT LIVING IN HOUSEHOLD? (QUES. 22I)	
	1=YES.....	204
	2=NO.....	3,057
	8=BLANK, BUT APPLICABLE.....	500
	BLANK.....	10,718

TAPE POSITION, ITEM DESCRIPTION, CODES CONTINUED		CONTROL COUNTS
POS. 162	UNUSED POSITION	
POS. 163-166	IF YES, HOW MUCH?	
	0020-6900=AMOUNT.....	192
	8888=BLANK, BUT APPLICABLE.....	512
	BLANK.....	13,775
POS. 167	ANY OTHER INCOME? (QUES. 22J)	
	1=YES.....	167
	2=NO.....	3,094
	8=BLANK, BUT APPLICABLE.....	500
	BLANK.....	10,718
POS. 168	UNUSED POSITION	
POS. 169-172	IF YES, HOW MUCH?	
	0003-6403=AMOUNT.....	159
	8888=BLANK, BUT APPLICABLE.....	508
	BLANK.....	13,812
POS. 173-176	TOTAL AMOUNT (QUES. 21 & 22)	
	0000-6994=AMOUNT.....	2,911
	8888=BLANK, BUT APPLICABLE.....	850
	BLANK.....	10,718
POS. 177	CHECK ITEM B	
	2=FOOD STAMPS AVAILABLE.....	14,307
	4=BOTH FOOD STAMPS AND COMMODITIES.....	172
POS. 178	ARE YOU CERTIFIED TO PARTICIPATE IN THE FOOD STAMP PROGRAM? (QUES. 23A)	
	1=YES.....	1,234
	2=NO.....	12,481
	8=BLANK, BUT APPLICABLE.....	3
	9=DON'T KNOW.....	761

TAPE POSITION, ITEM DESCRIPTION, CODES CONTINUED		CONTROL COUNTS
POS. 179	ARE YOU BUYING FOOD STAMPS NOW? (QUES. 23B)	
	1=YES, REGULARLY.....	888
	2=YES, OCCASIONALLY.....	56
	3=NO.....	271
	8=BLANK, BUT APPLICABLE.....	22
	BLANK.....	13,242
POS. 180	WHAT IS THE MAIN REASON YOU AREN'T PARTICIPATING IN THE PROGRAM? (QUES. 23C)	
	1=NO NEED.....	40
	2=NOT ENOUGH MONEY AT THE TIME.....	61
	3=NO TRANSPORTATION.....	10
	4=PRIDE.....	18
	5=OTHER.....	121
	8=BLANK, BUT APPLICABLE.....	43
	BLANK.....	14,186
POS. 181	ARE YOU CERTIFIED FOR THE COMMODITY DISTRIBUTION PROGRAM? (QUES. 24A)	
	1=YES.....	6
	2=NO.....	156
	9=DO NOT KNOW.....	10
	BLANK.....	14,307
POS. 182	ARE YOU RECEIVING COMMODITY FOODS NOW FOR YOUR FAMILY? (QUES. 24B)	
	3=NO.....	6
	BLANK.....	14,473
POS. 183	WHY AREN'T YOU PARTICIPATING IN THE PROGRAM? (QUES. 24C)	
	1=NO NEED.....	3
	4=OTHER.....	3
	BLANK.....	14,473
POS. 184-185	CONTROL RECORD - DATE OF EXAM MONTH	
	01-12.....	14,479

TAPE POSITION, ITEM DESCRIPTION, CODES CONTINUED		CONTROL COUNTS
POS. 186-187	CONTROL RECORD - DATE OF EXAM DAY	
01-31	14,479
POS. 188-189	CONTROL RECORD - DATE OF EXAM YEAR	
76-80	14,479
POS. 190-191	AGE IN YEARS (AT EXAMINATION)	
12-75 YEARS	14,479
POS. 192-205	UNUSED POSITIONS	
POS. 206	RACE SEX RECODE FOR SAMPLE PERSON (SEE DETAILED NOTE FOR POS. 056)	
1=MALE, WHITE	6,001
2=MALE, BLACK	806
3=MALE, OTHER	148
4=FEMALE, WHITE	6,443
5=FEMALE, BLACK	946
6=FEMALE, OTHER	135
POS. 207	FARM, NON-FARM RECODE FOR SAMPLE PERSON (SEE DETAILED NOTE)	
1=FARM	833
2=NON-FARM	13,646
POS. 208	INTERVIEW STATUS	
1=INTERVIEWED	14,479
POS. 209	REGION (SEE DETAILED NOTE)	
1=NORTHEAST	3,240
2=MIDWEST	3,870
3=SOUTH	3,890
4=WEST	3,479

-----		-----
TAPE POSITION, ITEM DESCRIPTION, CODES		CONTROL
CONTINUED		COUNTS
-----		-----
POS. 210-212	POVERTY INDEX (X.XX) (SEE DETAILED NOTE)	
	.001-880 (AS GIVEN).....	13,899
	999-UNKNOWN.....	580
POS. 213-246	UNUSED POSITIONS	
HEAD OF HOUSEHOLD DATA IN POSITIONS 247-281		

POS. 247-248	AGE YEARS AT INTERVIEW (QUES. 3)	
	15-99 YEARS (100 OR MORE CODED AS 99).....	14,479
POS. 249-250	UNUSED POSITIONS	
POS. 251-252	DATE OF BIRTH-MONTH (QUES. 2)	
	01-12 MONTH.....	14,441
	88=BLANK, BUT APPLICABLE.....	38
POS. 253-254	DATE OF BIRTH-YEAR	
	00-99 YEAR	14,463
	88=BLANK, BUT APPLICABLE.....	16
POS. 255	SEX (QUES. 4)	
	1=MALE.....	11,651
	2=FEMALE.....	2,828
POS. 256	RACE (QUES. 5) (SEE DETAILED NOTE FOR POS. 056)	
	1=WHITE.....	12,446
	2=BLACK.....	1,754
	3=OTHER.....	279

-----		-----
TAPE POSITION, ITEM DESCRIPTION, CODES		CONTROL
CONTINUED		COUNTS
-----		-----
POS. 257-258	IN WHAT STATE WAS HE/SHE BORN? (QUES. 6) (SEE DETAILED NOTE FOR POS. 057-058)	
01-97.....		14,356
88=BLANK, BUT APPLICABLE.....		123
POS. 259	IS HE/SHE NOW MARRIED, WIDOWED, DIVORCED, SEPARATED, OR NEVER MARRIED? (QUES. 7)	
1=UNDER 17.....		3
2=MARRIED.....		10,586
3=WIDOWED.....		1,341
4=DIVORCED.....		866
5=SEPARATED.....		463
6=NEVER MARRIED.....		1,189
7=BLANK, BUT APPLICABLE.....		31
POS. 260-261	NATIONAL ORIGIN OR ANCESTRY? (QUES. 8)	
01=COUNTRIES OF CENTRAL OR SOUTH AMERICA.....		79
02=CHICANO.....		20
03=CUBAN.....		75
04=MEXICAN.....		144
05=MEXICANO.....		56
06=MEXICAN-AMERICAN.....		187
07=PUERTO RICAN.....		122
08=OTHER SPANISH.....		58
09=OTHER EUROPEAN, SUCH AS GERMAN, FRENCH, ENGLISH, IRISH...		10,642
10=BLACK, NEGRO OR AFRO-AMERICAN.....		1,685
11=AMERICAN INDIAN OR ALASKAN NATIVE.....		187
12=ASIAN OR PACIFIC ISLANDER SUCH AS CHINESE, JAPANESE, KOREAN, PHILIPPINO, SAMOAN.....		239
13=ANOTHER GROUP NOT LISTED.....		685
88=BLANK, BUT APPLICABLE.....		300
POS. 262-263	WHAT WAS THE HIGHEST GRADE OR YEAR OF SCHOOL HE/SHE HAS EVER ATTENDED (QUES. 9A)	
00=NONE (REGARDLESS OF AGE).....		118
21-28=ELEMENTARY GRADES (1-8).....		3,182
31-34=HIGH SCHOOL (1-4).....		6,719
41-45=COLLEGE (1-5+).....		4,320
88=BLANK, BUT APPLICABLE.....		140

TAPE POSITION, ITEM DESCRIPTION, CODES CONTINUED		CONTROL COUNTS
POS. 264 DID HE/SHE FINISH THE GRADE YEAR? (QUES. 9B)		
1=YES.....		10,720
2=NO.....		3,340
8=BLANK, BUT APPLICABLE.....		301
BLANK.....		118
POS. 265 WHAT WAS HE/SHE DOING MOST OF THE PAST 12 MONTHS? (QUES. 10A)		
1=WORKING.....		9,877
2=KEEPING HOUSE.....		1,269
3=SOMETHING ELSE.....		3,285
8=BLANK, BUT APPLICABLE.....		45
BLANK.....		3
POS. 266 WHAT WAS HE/SHE DOING? (QUES. 10B)		
1=LAYOFF.....		54
2=RETIRED.....		2,097
3=STUDENT.....		388
4=ILL.....		112
5=STAYING HOME.....		91
6=LOOKING FOR WORK.....		93
7=UNABLE TO WORK.....		374
8=BLANK, BUT APPLICABLE.....		45
0=OTHER.....		76
BLANK.....		11,149
POS. 267 DID HE/SHE WORK AT A JOB OR BUSINESS DURING THE PAST THREE MONTHS? (QUES. 10C)		
1=YES.....		601
2=NO.....		3,953
8=BLANK, BUT APPLICABLE.....		45
BLANK.....		9,880
POS. 268 WHEN HE/SHE WAS WORKING, DID HE/SHE USUALLY WORK FULL OR PART TIME? (QUES. 10D)		
1=FULL TIME.....		9,407
2=PART TIME.....		1,071
8=BLANK, BUT APPLICABLE.....		45
BLANK.....		3,956

TAPE POSITION, ITEM DESCRIPTION, CODES CONTINUED		CONTROL COUNTS
POS. 269	DID HE/SHE WORK AT ANY TIME LAST WEEK OR THE WEEK BEFORE NOT COUNTING WORK AROUND THE HOUSE? (QUES. 11A)	
	1=YES.....	9,645
	2=NO.....	833
	8=BLANK, BUT APPLICABLE.....	45
	BLANK.....	3,956
POS. 270	EVEN THOUGH HE/SHE DID NOT WORK DURING THAT TIME DOES HE/SHE HAVE A JOB OR BUSINESS? (QUES. 11B)	
	1=YES.....	464
	2=NO.....	4,322
	8=BLANK, BUT APPLICABLE.....	45
	BLANK.....	9,648
POS. 271	WAS HE/SHE LOOKING FOR WORK OR ON LAYOFF FROM A JOB? (QUES. 11C)	
	1=YES.....	449
	2=NO.....	4,337
	8=BLANK, BUT APPLICABLE.....	45
	BLANK.....	9,648
POS. 272	WHICH-LOOKING FOR WORK OR ON LAYOFF FROM A JOB? (QUES. 11D)	
	1=LOOKING.....	306
	2=LAYOFF.....	111
	3=BOTH.....	32
	8=BLANK, BUT APPLICABLE.....	45
	BLANK.....	13,985
POS. 273-275	WHAT KIND OF INDUSTRY OR BUSINESS IS THIS? (QUES. 12B) (SEE DETAILED NOTE)	
	017-998 (LAST DIGIT 7,8,9).....	10,380
	000=BLANK, BUT APPLICABLE.....	170
	BLANK.....	3,929

TAPE POSITION, ITEM DESCRIPTION, CODES CONTINUED		CONTROL COUNTS
POS. 276-278	WHAT KIND OF WORK WAS HE/SHE DOING? (QUES. 12C) (SEE DETAILED NOTE FOR POS. 73-75, 76-78)	
	001-992=OCCUPATION (LAST DIGIT 0-6).....	10,371
	000=BLANK, BUT APPLICABLE.....	179
	BLANK.....	3,929
POS. 279	WAS HE/SHE AN EMPLOYEE OF A PRIVATE COMPANY, BUSINESS, OR INDIVIDUAL FOR WAGES, SALARY, OR COMMISSION? (QUES. 12E)	
	1=PRIVATE.....	7,032
	2=A FEDERAL GOVT EMPLOYEE.....	470
	3=A STATE GOVT EMPLOYEE.....	554
	4=A LOCAL GOVT EMPLOYEE.....	758
	5=INCORPORATED-OWN.....	278
	6=SELF-EMPLOYED (OR FARM).....	1,354
	BUSINESS, OR INDIVIDUAL FOR WAGES, SALARY, OR	
	8=NEVER WORKED.....	5
	0=BLANK, BUT APPLICABLE.....	89
	BLANK.....	3,929
POS. 280	DID HE/SHE EVER SERVE IN THE ARMED FORCES OF THE UNITED STATES? (QUES. 13A)	
	1=YES.....	5,198
	2=NO.....	9,130
	8=BLANK, BUT APPLICABLE.....	148
	BLANK.....	3
POS. 281	WHEN DID HE/SHE SERVE? (QUES. 13B)	
	1=VIETNAM.....	1,018
	2=KOREAN WAR.....	989
	3=WORLD WAR II.....	2,295
	4=WORLD WAR I.....	47
	5=POST VIETNAM.....	83
	6=OTHER SERVICE.....	704
	8=BLANK, BUT APPLICABLE.....	148
	9=DO NOT KNOW.....	62
	BLANK.....	9,133

TAPE POSITION, ITEM DESCRIPTION, CODES CONTINUED	CONTROL COUNTS
-----------------------------------------------------	-------------------

SAMPLE WEIGHT DATA, POSITIONS 282-317

(SEE DETAILED NOTE FOR POSITIONS 282-317)

POS. 282-287 EXAMINED FINAL WEIGHT

002000-079634..... 14,479

POS. 288-293 MEDICAL HISTORY INTERVIEW FINAL WEIGHT

001468-071969..... 14,479

POS. 294-299 GLUCOSE TOLERANCE TEST FINAL EXAMINED WEIGHT

003502-084477..... 5,903

000000..... 8,576

POS. 300-305 LEAD FINAL EXAMINED WEIGHT

004398-084115..... 7,169

000000..... 7,310

POS. 306-311 CARBOXYHEMOGLOBIN FINAL EXAMINED WEIGHT

003785-110759..... 7,310

000000..... 7,169

POS. 312-317 BILE ACIDS FINAL EXAMINED WEIGHT

003519-087638..... 4,089

000000..... 10,390

TAPE POSITION, ITEM DESCRIPTION, CODES CONTINUED		CONTROL COUNTS
POS. 318-323	UNUSED POSITIONS	
POS. 324-325	STRATA	
01-32	14,479
POS. 326	PSEUDO PRIMARY SAMPLING UNITS	
1 OR 2	14,479
POS. 327	POVERTY/NON-POVERTY SEGMENTS (SEE DETAILED NOTE)	
1=NON-POVERTY	7,050
2=POVERTY	7,429
POS. 328-400	UNUSED POSITIONS	

D. TAPE DESCRIPTION (CONTINUED)

2. HEALTH HISTORY DATA
 NATIONAL HEALTH AND NUTRITION EXAMINATION SURVEY
 (NHANES II - 1976-1980)
 HEALTH HISTORY SUPPLEMENT, AGES 12-74 YEARS

TAPE POSITIONS	ITEM DESCRIPTION AND CODES	CONTROL COUNTS	NHANES-II DATA SOURCE OR NOTES
401-404	CATALOG NUMBER: 5305		Health History Supplement Ages 12-74
405-413	<u>Unused Positions</u>	14,479	
414	<u>Check Item I</u>		
	1 - 25 or over	10,404	
	2 - Under 25	4,007	
	Blank	68	
415	<u>Have you ever had any trouble with pain, discomfort or pressure in your chest when you walk fast or uphill?</u>		Question 1a.
	1 - Yes	1,223	
	2 - No	9,181	
	Blank	4,075	

TAPE POSITIONS	ITEM DESCRIPTION AND CODES	CONTROL COUNTS	NHANES-II DATA SOURCE OR NOTES
	<u>Would you describe this pain as any of the following?</u>		Question 1b.
416	<u>Heaviness</u>		
	1 - Yes	516	
	2 - No	703	
	8 - Blank, but applicable	4	
	Blank	13,256	
417	<u>Burning sensation</u>		
	1 - Yes	165	
	2 - No	1,054	
	8 - Blank, but applicable	4	
	Blank	13,256	
418	<u>Tightness</u>		
	1 - Yes	628	
	2 - No	591	
	8 - Blank, but applicable	4	
	Blank	13,256	
419	<u>Stabbing pain</u>		
	1 - Yes	255	
	2 - No	964	
	8 - Blank, but applicable	4	
	Blank	13,256	

TAPE POSITIONS	ITEM DESCRIPTION AND CODES	CONTROL COUNTS	NHANES-II DATA SOURCE OR NOTES
	<u>Would you describe this pain as any of the following?</u>		Question 1b. Continued
420	<u>Pressure</u>		
	1 - Yes	613	
	2 - No	606	
	8 - Blank, but applicable	4	
	Blank	13,256	
421	<u>Sharp pain</u>		
	1 - Yes	384	
	2 - No	835	
	8 - Blank, but applicable	4	
	Blank	13,256	
422	<u>Shooting pains</u>		
	1 - Yes	226	
	2 - No	993	
	8 - Blank, but applicable	4	
	Blank	13,256	
423	<u>Have you had the pain or discomfort more than THREE times?</u>		Question 1c.
	1 - Yes	1,036	
	2 - No	182	
	8 - Blank, but applicable	5	
	Blank	13,256	

TAPE POSITIONS	ITEM DESCRIPTION AND CODES	CONTROL COUNTS	NHANES-II DATA SOURCE OR NOTES
424	<u>Have you been bothered by the pain or discomfort within the past 12 months?</u>		Question 1d.
	1 - Yes	943	
	2 - No	278	
	8 - Blank, but applicable	2	
	Blank	13,256	
425	<u>How old were you when you first had the pain or discomfort?</u>		Question 1e.
	1 - Under 10 years	22	
	2 - 10-19 years	76	
	3 - 20-29 years	140	
	4 - 30-39 years	178	
	5 - 40-49 years	218	
	6 - 50-59 years	313	
	7 - 60 years or older	271	
	8 - Blank, but applicable	5	
	Blank	13,256	
426	<u>Do you get the pain or discomfort if you walk at an ordinary pace on level ground?</u>		Question 1f.
	1 - Yes	329	
	2 - No	886	
	8 - Blank, but applicable	8	
	Blank	13,256	

TAPE POSITIONS	ITEM DESCRIPTION AND CODES	CONTROL COUNTS	NHANES-II DATA SOURCE OR NOTES
	<u>If you get the pain or discomfort while walking do you -</u>		Question 1g.
427	<u>Stop?</u>		
	1 - Yes	628	
	2 - No	574	
	8 - Blank, but applicable	21	
	Blank	13,256	
428	<u>Slow down?</u>		
	1 - Yes	680	
	2 - No	521	
	8 - Blank, but applicable	22	
	Blank	13,256	
429	<u>Continue at the same pace?</u>		
	1 - Yes	111	
	2 - No	1,090	
	8 - Blank, but applicable	22	
	Blank	13,256	
430	<u>Take medicine?</u>		
	1 - Yes	238	
	2 - No	963	
	8 - Blank, but applicable	22	
	Blank	13,256	

TAPE POSITIONS	ITEM DESCRIPTION AND CODES	CONTROL COUNTS	NHANES-II DATA SOURCE OR NOTES
431	<u>If you do stop or slow down, is the pain or discomfort relieved or not?</u>		Question 1h.
	1 - Relieved	1,074	
	2 - Not relieved	110	
	8 - Blank, but applicable	39	
	Blank	13,256	
432	<u>How soon is the pain relieved?</u>		Question 1i.
	1 - Less than 10 minutes	758	
	2 - 10 minutes or more	304	
	8 - Blank, but applicable	51	
	Blank	13,366	
	<u>When you get pain or discomfort where is it located? Is it in the -</u>		Question 1j.
433	<u>Upper middle chest?</u>		
	1 - Yes	768	
	2 - No	434	
	8 - Blank, but applicable	21	
	Blank	13,256	
434	<u>Lower middle chest?</u>		
	1 - Yes	296	
	2 - No	905	
	8 - Blank, but applicable	22	
	Blank	13,256	

TAPE POSITIONS	ITEM DESCRIPTION AND CODES	CONTROL COUNTS	NHANES-II DATA SOURCE OR NOTES
	<u>When you get pain or discomfort where is it located? Is it in the -</u>		Question 1j. Continued
435	<u>Left side of chest?</u>		
	1 - Yes	376	
	2 - No	825	
	8 - Blank, but applicable	22	
	Blank	13,256	
436	<u>Left arm?</u>		
	1 - Yes	149	
	2 - No	1,052	
	8 - Blank, but applicable	22	
	Blank	13,256	
437	<u>Right side of chest?</u>		
	1 - Yes	110	
	2 - No	1,091	
	8 - Blank, but applicable	22	
	Blank	13,256	
438	<u>Some other place?</u>		
	1 - Yes	94	
	2 - No	1,107	
	8 - Blank, but applicable	22	
	Blank	13,256	

TAPE POSITIONS	ITEM DESCRIPTION AND CODES	CONTROL COUNTS	NHANES-II DATA SOURCE OR NOTES
	<u>Do any of the following things tend to bring the pain or discomfort on?</u>		Question 1k.
439	<u>Excitement or emotion?</u>		
	1 - Yes	531	
	2 - No	670	
	8 - Blank, but applicable	22	
	Blank	13,256	
440	<u>Stooping over?</u>		
	1 - Yes	326	
	2 - No	874	
	8 - Blank, but applicable	23	
	Blank	13,256	
441	<u>Eating a heavy meal?</u>		
	1 - Yes	328	
	2 - No	872	
	8 - Blank, but applicable	23	
	Blank	13,256	
442	<u>Coughing spells?</u>		
	1 - Yes	341	
	2 - No	859	
	8 - Blank, but applicable	23	
	Blank	13,256	

TAPE POSITIONS	ITEM DESCRIPTION AND CODES	CONTROL COUNTS	NHANES-II DATA SOURCE OR NOTES
	<u>Do any of the following things tend to bring the pain or discomfort on?</u>		Question 1k. Continued
443	<u>Cold wind?</u>		
	1 - Yes	482	
	2 - No	717	
	8 - Blank, but applicable	24	
	Blank	13,256	
444	<u>Exertion?</u>		
	1 - Yes	951	
	2 - No	248	
	8 - Blank, but applicable	24	
	Blank	13,256	
445	<u>Have you ever had severe pain across the front of your chest lasting for half an hour or more?</u>		Question 2a.
	1 - Yes	676	
	2 - No	9,728	
	Blank	4,075	
446	<u>How many of these attacks of pain have you had?</u>		Question 2b.
	1 - One	226	
	2 - Two	92	
	3 - Three	74	
	4 - Four or more	283	
	8 - Blank, but applicable	1	
	Blank	13,803	

TAPE POSITIONS	ITEM DESCRIPTION AND CODES	CONTROL COUNTS	NHANES-II DATA SOURCE OR NOTES
	<u>What was the date of your last attack?</u>		Question 2c.
447-448	01-12 - Month as given 88 - Blank, but applicable Blank	628 48 13,803	
449-450	30-80 - Year as given 88 - Blank, but applicable Blank	656 20 13,803	
451	<u>What was the duration of the pain during your last attack?</u>		Question 2d.
	1 - 30-59 minutes 2 - 1-2 hours 3 - 3-5 hours 4 - 6-11 hours 5 - 12-23 hours 6 - 24-47 hours 7 - 2 days or more 8 - Blank, but applicable Blank	293 152 73 32 11 28 75 12 13,803	
452	<u>Did you see a doctor about this last attack?</u>		Question 2e.
	1 - Yes 2 - No Blank	422 254 13,803	

TAPE POSITIONS	ITEM DESCRIPTION AND CODES	CONTROL COUNTS	NHANES-II DATA SOURCE OR NOTES
	<u>What did he say it was?</u>		Question 2f.
453	<u>Rheumatic fever (Active)</u>		See Detailed Notes for list of codes (Note: A 9th catchall category for "other chest pain - not cardiovascular" has been added to the 8 categories referenced on the interview form.)
	1 - Yes	1	
	8 - Blank, but applicable	71	
	Blank	14,407	
454	<u>Chronic rheumatic heart disease</u>		
	1 - Yes	4	
	8 - Blank, but applicable	71	
	Blank	14,404	
455	<u>Hypertension</u>		
	1 - Yes	8	
	8 - Blank, but applicable	71	
	Blank	14,400	
456	<u>Ischemic heart disease</u>		
	1 - Yes	194	
	8 - Blank, but applicable	71	
	Blank	14,214	
457	<u>Other forms of heart disease</u>		
	1 - Yes	42	
	8 - Blank, but applicable	71	
	Blank	14,366	

TAPE POSITIONS	ITEM DESCRIPTION AND CODES	CONTROL COUNTS	NHANES-II DATA SOURCE OR NOTES
	<u>What did he say it was?</u>		Question 2f. Continued
458	<u>Cerebrovascular disease</u>		
	1 - Yes	10	
	8 - Blank, but applicable	71	
	Blank	14,398	
459	<u>Arteriosclerosis</u>		
	1 - Yes	5	
	8 - Blank, but applicable	71	
	Blank	14,403	
460	<u>Other diseases of the circulatory system</u>		
	1 - Yes	21	
	8 - Blank, but applicable	71	
	Blank	14,387	
461	<u>Other chest pain - not cardiovascular</u>		
	1 - Yes	78	
	8 - Blank, but applicable	71	
	Blank	14,330	
462	<u>Have you ever seen a doctor about chest pains, chest discomfort or heart failure?</u>		Question 2g.
	1 - Yes	173	
	2 - No	81	
	Blank	14,225	

TAPE POSITIONS	ITEM DESCRIPTION AND CODES	CONTROL COUNTS	NHANES-II DATA SOURCE OR NOTES
	<u>What type of doctor was it?</u> <u>Was it a-</u>		Question 2h.
463	<u>General Practitioner?</u>		
	1 - Yes	358	
	2 - No	202	
	8 - Blank, but applicable	12	
	9 - Don't know	23	
	Blank	13,884	
464	<u>Internist?</u>		
	1 - Yes	92	
	2 - No	458	
	8 - Blank, but applicable	12	
	9 - Don't know	33	
	Blank	13,884	
465	<u>Osteopath?</u>		
	1 - Yes	24	
	2 - No	528	
	8 - Blank, but applicable	12	
	9 - Don't know	31	
	Blank	13,884	
466	<u>Heart specialist?</u>		
	1 - Yes	236	
	2 - No	320	
	8 - Blank, but applicable	12	
	9 - Don't know	27	
	Blank	13,884	

TAPE POSITIONS	ITEM DESCRIPTION AND CODES	CONTROL COUNTS	NHANES-II DATA SOURCE OR NOTES
	<u>What type of doctor was it?</u> <u>Was it a -</u>		Question 2h. Continued
467	<u>Some other medical person?</u>		
	1 - Yes	36	
	2 - No	509	
	8 - Blank, but applicable	12	
	9 - Don't know	38	
	Blank	13,884	
468	<u>Have you ever stayed in a hospital overnight or longer because of your chest pains or a heart condition?</u>		Question 2i.
	1 - Yes	372	
	2 - No	301	
	8 - Blank, but applicable	3	
	Blank	13,803	
469	<u>During the past 12 months, about how many work days would you estimate you have lost because of a heart condition?</u>		Question 2j.
	1 - None	539	
	2 - 1-4 days	23	
	3 - 5-9 days	14	
	4 - 10-14 days	5	
	5 - 15-19 days	5	
	6 - 20-29 days	1	
	7 - 30 days or more	82	
	8 - Blank, but applicable	7	
	Blank	13,803	

TAPE POSITIONS	ITEM DESCRIPTION AND CODES	CONTROL COUNTS	NHANES-II DATA SOURCE OR NOTES
	<u>SHORTNESS OF BREATH</u>		
470	<u>Have you ever had shortness of breath either when hurrying on the level or walking up a slight hill?</u>		Question 3a.
	1 - Yes	3,451	
	2 - No	6,953	
	Blank	4,075	
471	<u>Have you had this problem on most days for at least 90 days in the past year?</u>		Question 3b.
	1 - Yes	1,598	
	2 - No	1,853	
	8 - Blank, but applicable	11,028	
	Blank		
472	<u>Do you get short of breath when walking with other people at an ordinary pace on level ground?</u>		Question 3c.
	1 - Yes	1,097	
	2 - No	2,351	
	8 - Blank, but applicable	3	
	Blank	11,028	
473	<u>Do you have to stop for breath when walking at your own pace on level ground?</u>		Question 3d.
	1 - Yes	698	
	2 - No	2,747	
	8 - Blank, but applicable	6	
	Blank	11,028	

TAPE POSITIONS	ITEM DESCRIPTION AND CODES	CONTROL COUNTS	NHANES-II DATA SOURCE OR NOTES
474	<u>Do you have to stop for breath after walking about 100 yards or after a few minutes on level ground?</u>		Question 3e.
	1 - Yes	693	
	2 - No	2,751	
	8 - Blank, but applicable	7	
	Blank	11,028	
475	<u>How long ago did you first have this trouble with shortness of breath?</u>		Question 3f.
	1 - Less than 1 year ago	389	
	2 - 1-3 years ago	1,089	
	3 - 4-9 years ago	857	
	4 - 10 years ago or more	1,002	
	8 - Blank, but applicable	3	
	9 - Don't know	111	
	Blank	11,028	
476	<u>Have you gotten chest pains along with the shortness of breath?</u>		Question 3g.
	1 - Yes	845	
	2 - No	2,605	
	8 - Blank, but applicable	1	
	Blank	11,028	

TAPE
POSITIONS

ITEM DESCRIPTION AND CODES

CONTROL
COUNTS

NHANES-II DATA
SOURCE OR NOTES

TAPE POSITIONS	ITEM DESCRIPTION AND CODES	CONTROL COUNTS	NHANES-II DATA SOURCE OR NOTES
	<u>Were these pains located in the -</u>		Question 3h.
477	<u>Upper chest?</u>		
	1 - Yes	732	
	2 - No	109	
	8 - Blank, but applicable	5	
	Blank	13,633	
478	<u>Upper back?</u>		
	1 - Yes	123	
	2 - No	717	
	8 - Blank, but applicable	6	
	Blank	13,633	
479	<u>Lower back?</u>		
	1 - Yes	44	
	2 - No	797	
	8 - Blank, but applicable	5	
	Blank	13,633	
480	<u>Along the lower ribs?</u>		
	1 - Yes	149	
	2 - No	691	
	8 - Blank, but applicable	6	
	Blank	13,633	

TAPE POSITIONS	ITEM DESCRIPTION AND CODES	CONTROL COUNTS	NHANES-II DATA SOURCE OR NOTES
	<u>Were these pains located in the -</u>		Question 3h. Continued
481	<u>On the sides?</u>		
	1 - Yes	143	
	2 - No	697	
	8 - Blank, but applicable	6	
	Blank	13,633	
482	<u>Do you develop wheezing as well as shortness of breath?</u>		Question 3i.
	1 - Yes	1,043	
	2 - No	2,394	
	8 - Blank, but applicable	14	
	Blank	11,028	
483	<u>Have you ever had pain in your back on most days for at least two weeks?</u>		Question 4a.
	1 - Yes	1,763	
	2 - No	8,641	
	Blank	4,075	
484	<u>What is the longest episode of back pain you have ever had?</u>		Question 4b.
	1 - Less than one month	607	
	2 - One but less than 2 months	264	
	3 - 2-3 months	204	
	4 - 4-5 months	67	
	5 - 6 months or more	590	
	8 - Blank, but applicable	2	
	9 - Don't remember	29	
	Blank	12,716	

TAPE POSITIONS	ITEM DESCRIPTION AND CODES	CONTROL COUNTS	NHANES-II DATA SOURCE OR NOTES
	<u>Where is the pain usually located?</u> <u>In the -</u>		Question 4c.
485	<u>Upper back?</u>		
	1 - Yes	235	
	2 - No	1,527	
	8 - Blank, but applicable	1	
	Blank	12,716	
486	<u>Mid-back?</u>		
	1 - Yes	275	
	2 - No	1,487	
	8 - Blank, but applicable	1	
	Blank	12,716	
487	<u>Lower back?</u>		
	1 - Yes	1,516	
	2 - No	246	
	8 - Blank, but applicable	1	
	Blank	12,716	
	<u>When you have this back pain, where is it most intense?</u>		Question 4d.
488	<u>Upper back?</u>		
	1 - Yes	178	
	2 - No	1,578	
	8 - Blank, but applicable	7	
	Blank	12,716	

TAPE POSITIONS	ITEM DESCRIPTION AND CODES	CONTROL COUNTS	NHANES-II DATA SOURCE OR NOTES
	<u>When you have this back pain, where is it most intense?</u>		Question 4d. Continued
489	<u>Mid-back?</u>		
	1 - Yes	206	
	2 - No	1,550	
	8 - Blank, but applicable	7	
	Blank	12,716	
490	<u>Lower back?</u>		
	1 - Yes	1,443	
	2 - No	313	
	8 - Blank, but applicable	7	
	Blank	12,716	
491	<u>Is the back pain usually present when you are resting at night?</u>		Question 4e.
	1 - Yes	1,001	
	2 - No	755	
	8 - Blank, but applicable	7	
	Blank	12,716	
492	<u>When you have the back pain does it awaken you from sleeping at night?</u>		Question 4f.
	1 - Yes	882	
	2 - No	878	
	8 - Blank, but applicable	3	
	Blank	12,716	

TAPE POSITIONS	ITEM DESCRIPTION AND CODES	CONTROL COUNTS	NHANES-II DATA SOURCE OR NOTES
493	<u>Does the back pain ever seem to spread?</u>		Question 4g.
	1 - Yes	564	
	2 - No	1,178	
	8 - Blank, but applicable	21	
	Blank	12,716	
	<u>Does it spread to the ~</u>		Question 4h.
494	<u>Back of the right leg?</u>		
	1 - Yes	195	
	2 - No	369	
	8 - Blank, but applicable	21	
	Blank	13,894	
495	<u>Back of the left leg?</u>		
	1 - Yes	171	
	2 - No	393	
	8 - Blank, but applicable	21	
	Blank	13,894	
496	<u>Back of both legs?</u>		
	1 - Yes	167	
	2 - No	396	
	8 - Blank, but applicable	22	
	Blank	13,894	

TAPE POSITIONS	ITEM DESCRIPTION AND CODES	CONTROL COUNTS	NHANES-II DATA SOURCE OR NOTES
	<u>Does it spread to the -</u>		Question 4h. Continued
497	<u>Top of the head?</u>		
	1 - Yes	85	
	2 - No	478	
	8 - Blank, but applicable	22	
	Blank	13,894	
498	<u>Sides of the body?</u>		
	1 - Yes	149	
	2 - No	414	
	8 - Blank, but applicable	22	
	Blank	13,894	
	<u>Is your back pain made worse -</u>		Question 4i.
499	<u>By coughing, sneezing, or deep breathing?</u>		
	1 - Yes	590	
	2 - No	1,155	
	8 - Blank, but applicable	18	
	Blank	12,716	
500	<u>With bending or twisting motion?</u>		
	1 - Yes	1,381	
	2 - No	365	
	8 - Blank, but applicable	17	
	Blank	12,716	

TAPE POSITIONS	ITEM DESCRIPTION AND CODES	CONTROL COUNTS	NHANES-II DATA SOURCE OR NOTES
	<u>Is your back pain made worse -</u>		Question 4i. Continued
501	<u>After prolonged sitting?</u>		
	1 - Yes	1,245	
	2 - No	502	
	8 - Blank, but applicable	16	
	Blank	12,716	
502	<u>After prolonged standing?</u>		
	1 - Yes	1,169	
	2 - No	577	
	8 - Blank, but applicable	17	
	Blank	12,716	
503	<u>After prolonged activity?</u>		
	1 - Yes	1,227	
	2 - No	519	
	8 - Blank, but applicable	17	
	Blank	12,716	
504	<u>How old were you when you first experienced this recurring back pain?</u>		Question 4j.
	1 - Less than 20 years old	171	
	2 - 20-29 years old	372	
	3 - 30-39 years old	404	
	4 - 40-49 years old	367	
	5 - 50-59 years old	273	
	6 - 60 years old or older	170	
	8 - Blank, but applicable	6	
	Blank	12,716	

TAPE POSITIONS	ITEM DESCRIPTION AND CODES	CONTROL COUNTS	NHANES-II DATA SOURCE OR NOTES
505	<u>When was the last time you had this pain?</u>		Question 4k.
	1 - Have it now	896	
	2 - Less than 1 year ago, but not now	445	
	3 - 1-2 years ago	115	
	4 - 3-5 years ago	89	
	5 - 6 years ago or more	212	
	8 - Blank, but applicable	6	
	Blank	12,716	
506	<u>Does this back pain occur more frequently now than it used to occur?</u>		Question 4l.
	1 - Yes	671	
	2 - No	1,088	
	8 - Blank, but applicable	4	
	Blank	12,716	
507	<u>Has this back pain usually been mild, moderate or severe?</u>		Question 4m.
	1 - Mild	365	
	2 - Moderate	746	
	3 - Severe	646	
	8 - Blank, but applicable	6	
	Blank	12,716	
508	<u>Have you ever had a sprained back due to some type of physical activity?</u>		Question 4n.
	1 - Yes	594	
	2 - No	1,164	
	8 - Blank, but applicable	5	
	Blank	12,716	

TAPE POSITIONS	ITEM DESCRIPTION AND CODES	CONTROL COUNTS	NHANES-II DATA SOURCE OR NOTES
509	<u>Have you ever had a disc problem in either your back or neck?</u>		Question 4o.
	1 - Yes	555	
	2 - No	1,196	
	8 - Blank, but applicable	12	
	Blank	12,716	
510	<u>Was the problem a ruptured disc?</u>		Question 4p.
	1 - Yes	264	
	2 - No	289	
	8 - Blank, but applicable	14	
	Blank	13,912	
511	<u>Was the disc problem in your back or neck?</u>		Question 4q.
	1 - Back	459	
	2 - Neck	38	
	3 - Both	52	
	8 - Blank, but applicable	18	
	Blank	13,912	
512-513	<u>How old were you when you first had the disc problem?</u>		Question 4r.
	00-74 - Years old	547	
	88 - Blank, but applicable	20	
	Blank	13,912	

TAPE POSITIONS	ITEM DESCRIPTION AND CODES	CONTROL COUNTS	NHANES-II DATA SOURCE OR NOTES
514	<u>Were you in traction?</u>		Question 4s.
	1 - Yes	218	
	2 - No	333	
	8 - Blank, but applicable	16	
	Blank	13,912	
515	<u>Was surgery necessary?</u>		Question 4t.
	1 - Yes	167	
	2 - No	384	
	8 - Blank, but applicable	16	
	Blank	13,912	
516	<u>Have you ever stayed in a hospital overnight or longer for back pain?</u>		Question 4u.
	1 - Yes	545	
	2 - No	1,201	
	8 - Blank, but applicable	17	
	Blank	12,716	
517	<u>Have you ever had pain in your neck on most days for at least two weeks?</u>		Question 5a.
	1 - Yes	913	
	2 - No	9,491	
	Blank	4,075	

TAPE POSITIONS	ITEM DESCRIPTION AND CODES	CONTROL COUNTS	NHANES-II DATA SOURCE OR NOTES
518	<u>What is the longest episode of neck pain you have ever had?</u>		Question 5b.
	1 - Less than one month	327	
	2 - One but less than two months	129	
	3 - 2-3 months	122	
	4 - 4-5 months	26	
	5 - 6 months or more	291	
	8 - Blank, but applicable	1	
	9 - Don't remember	17	
	Blank	13,566	
519	<u>Is the neck pain present when you are resting at night?</u>		Question 5c.
	1 - Yes	574	
	2 - No	334	
	8 - Blank, but applicable	5	
	Blank	13,566	
520	<u>Does the neck pain ever seem to spread?</u>		Question 5d.
	1 - Yes	358	
	2 - No	555	
	Blank	13,566	

TAPE
POSITIONS

ITEM DESCRIPTION AND CODES

CONTROL
COUNTS

NHANES-II DATA
SOURCE OR NOTES

TAPE POSITIONS	ITEM DESCRIPTION AND CODES	CONTROL COUNTS	NHANES-II DATA SOURCE OR NOTES
	<u>Does it spread to -</u>		Question 5e.
521	<u>The top and back of the head?</u>		
	1 - Yes	182	
	2 - No	171	
	8 - Blank, but applicable	5	
	Blank	14,121	
522	<u>Either shoulder area?</u>		
	1 - Yes	251	
	2 - No	100	
	8 - Blank, but applicable	7	
	Blank	14,121	
523	<u>The arms or hands?</u>		
	1 - Yes	109	
	2 - No	243	
	8 - Blank, but applicable	6	
	Blank	14,121	
524	<u>Other?</u>		
	1 - Yes	34	
	2 - No	314	
	8 - Blank, but applicable	10	
	Blank	14,121	

TAPE POSITIONS	ITEM DESCRIPTION AND CODES	CONTROL COUNTS	NHANES-II DATA SOURCE OR NOTES
	<u>Is your neck pain made worse -</u>		Question 5f.
525	<u>By coughing, sneezing, or deep breathing?</u>		
	1 - Yes	195	
	2 - No	714	
	8 - Blank, but applicable	4	
	Blank	13,566	
526	<u>With bending or twisting motion?</u>		
	1 - Yes	641	
	2 - No	267	
	8 - Blank, but applicable	5	
	Blank	13,566	
527	<u>After prolonged activity?</u>		
	1 - Yes	529	
	2 - No	378	
	8 - Blank, but applicable	6	
	Blank	13,566	
528	<u>After prolonged sitting?</u>		
	1 - Yes	453	
	2 - No	452	
	8 - Blank, but applicable	8	
	Blank	13,566	
529	<u>After prolonged standing?</u>		
	1 - Yes	393	
	2 - No	511	
	8 - Blank, but applicable	9	
	Blank	13,566	

TAPE
POSITIONS

ITEM DESCRIPTION AND CODES

CONTROL
COUNTS

NHANES-II DATA
SOURCE OR NOTES

530	<u>How old were you when you first experienced this recurring neck pain?</u>		Question 5g.
	1 - Less than 20 years old	52	
	2 - 20-29 years old	144	
	3 - 30-39 years old	164	
	4 - 40-49 years old	213	
	5 - 50-59 years old	170	
	6 - 60 years old or older	164	
	8 - Blank, but applicable	6	
	Blank	13,566	
531	<u>When was the last time you had this pain?</u>		Question 5h.
	1 - Have it now	534	
	2 - Less than 1 year ago but not now	207	
	3 - 1-2 years ago	50	
	4 - 3-5 years ago	40	
	5 - 6 years ago or more	78	
	8 - Blank, but applicable	4	
	Blank	13,566	
532	<u>Does this neck pain occur more frequently now than it used to occur?</u>		Question 5i.
	1 - Yes	415	
	2 - No	496	
	8 - Blank, but applicable	2	
	Blank	13,566	

TAPE POSITIONS	ITEM DESCRIPTION AND CODES	CONTROL COUNTS	NHANES-II DATA SOURCE OR NOTES
533	<u>Has this neck pain usually been mild, moderate, or severe?</u>		Question 5j.
	1 - Mild	247	
	2 - Moderate	402	
	3 - Severe	262	
	8 - Blank, but applicable	2	
	Blank	13,566	
534	<u>Have you ever had a "whiplash" injury of the neck?</u>		Question 5k.
	1 - Yes	239	
	2 - No	671	
	8 - Blank, but applicable	3	
	Blank	13,566	
	<u>Have you ever used any of the following kinds of treatment for your back or neck trouble? Did it do you any good?</u>		Questions 6a. and 6b.
535	<u>Splints or casts?</u>		
	1 - Yes	72	
	2 - No	2,014	
	8 - Blank, but applicable	66	
	Blank	12,327	
536	<u>Did it do you any good?</u>		
	1 - Yes	53	
	2 - No	18	
	8 - Blank, but applicable	67	
	Blank	14,341	

TAPE POSITIONS	ITEM DESCRIPTION AND CODES	CONTROL COUNTS	NHANES-II DATA SOURCE OR NOTES
	<u>Have you ever used any of the following kinds of treatment for your back or neck trouble? Did it do you any good?</u>		Questions 6a. and 6b. Continued
537	<u>Braces</u>		
	1 - Yes	500	
	2 - No	1,579	
	8 - Blank, but applicable	73	
	Blank	12,327	
538	<u>Did it do you any good?</u>		
	1 - Yes	367	
	2 - No	133	
	8 - Blank, but applicable	73	
	Blank	13,906	
539	<u>Diathermy or paraffin</u>		
	1 - Yes	296	
	2 - No	1,786	
	8 - Blank, but applicable	70	
	Blank	12,327	
540	<u>Did it do you any good?</u>		
	1 - Yes	233	
	2 - No	63	
	8 - Blank, but applicable	70	
	Blank	14,113	

TAPE
POSITIONS

ITEM DESCRIPTION AND CODES

CONTROL
COUNTS

NHANES-II DATA
SOURCE OR NOTES

Questions 6a. and 6b.
Continued

541	<u>Have you ever used any of the following kinds of treatment for your back or neck trouble? Did it do you any good?</u> <u>Hot packs or heating pads</u>		
	1 - Yes	1,431	
	2 - No	643	
	8 - Blank, but applicable	78	
	Blank	12,327	
542	<u>Did it do you any good?</u>		
	1 - Yes	1,181	
	2 - No	249	
	8 - Blank, but applicable	79	
	Blank	12,970	
543	<u>Cold packs or ice</u>		
	1 - Yes	139	
	2 - No	1,943	
	8 - Blank, but applicable	70	
	Blank	12,327	
544	<u>Did it do you any good?</u>		
	1 - Yes	86	
	2 - No	53	
	8 - Blank, but applicable	70	
	Blank	14,270	

TAPE POSITIONS	ITEM DESCRIPTION AND CODES	CONTROL COUNTS	NHANES-II DATA SOURCE OR NOTES
	<u>Have you ever used any of the following kinds of treatment for your back or neck trouble? Did it do you any good?</u>		Questions 6a. and 6b. Continued
545	<u>Rest</u>		
	1 - Yes	1,571	
	2 - No	491	
	8 - Blank, but applicable	90	
	Blank	12,327	
546	<u>Did it do you any good?</u>		
	1 - Yes	1,373	
	2 - No	197	
	8 - Blank, but applicable	91	
	Blank	12,818	
547	<u>Traction</u>		
	1 - Yes	421	
	2 - No	1,653	
	8 - Blank, but applicable	78	
	Blank	12,327	
548	<u>Did it do you any good?</u>		
	1 - Yes	277	
	2 - No	144	
	8 - Blank, but applicable	78	
	Blank	13,980	

TAPE
POSITIONS

ITEM DESCRIPTION AND CODES

CONTROL
COUNTS

NHANES-II DATA
SOURCE OR NOTES

Have you ever used any of the following
kinds of treatment for your back or neck
trouble? Did it do you any good?

Questions 6a. and 6b.
Continued

549	<u>Exercises or physical therapy</u>	
	1 - Yes	697
	2 - No	1,379
	8 - Blank, but applicable	76
	Blank	12,327
550	<u>Did it do you any good?</u>	
	1 - Yes	543
	2 - No	154
	8 - Blank, but applicable	76
	Blank	13,706
551	<u>Aspirin?</u>	
	1 - Yes	1,174
	2 - No	899
	8 - Blank, but applicable	79
	Blank	12,327
552	<u>Did it do you any good?</u>	
	1 - Yes	939
	2 - No	234
	8 - Blank, but applicable	80
	Blank	13,226

TAPE POSITIONS	ITEM DESCRIPTION AND CODES	CONTROL COUNTS	NHANES-II DATA SOURCE OR NOTES
	<u>Have you ever used any of the following kinds of treatment for your back or neck trouble? Did it do you any good?</u>		Questions 6a. and 6b. Continued
553	<u>Cane?</u>		
	1 - Yes	121	
	2 - No	1,945	
	8 - Blank, but applicable	86	
	Blank	12,327	
554	<u>Did it do you any good?</u>		
	1 - Yes	110	
	2 - No	11	
	8 - Blank, but applicable	86	
	Blank	14,272	
555	<u>Crutch?</u>		
	1 - Yes	94	
	2 - No	1,973	
	8 - Blank, but applicable	85	
	Blank	12,327	
556	<u>Did it do you any good?</u>		
	1 - Yes	78	
	2 - No	15	
	8 - Blank, but applicable	86	
	Blank	14,300	

TAPE POSITIONS	ITEM DESCRIPTION AND CODES	CONTROL COUNTS	NHANES-II DATA SOURCE OR NOTES
	<u>Have you ever used any of the following kinds of treatment for your back or neck trouble? Did it do you any good?</u>		Questions 6a. and 6b. Continued
557	<u>Stiff mattress?</u>		
	1 - Yes	1,011	
	2 - No	1,060	
	8 - Blank, but applicable	81	
	Blank	12,327	
558	<u>Did it do you any good?</u>		
	1 - Yes	857	
	2 - No	148	
	8 - Blank, but applicable	87	
	Blank	13,387	
559	<u>Bed board?</u>		
	1 - Yes	623	
	2 - No	1,443	
	8 - Blank, but applicable	86	
	Blank	12,327	
560	<u>Did it do you any good?</u>		
	1 - Yes	525	
	2 - No	94	
	8 - Blank, but applicable	90	
	Blank	13,770	

TAPE POSITIONS	ITEM DESCRIPTION AND CODES	CONTROL COUNTS	NHANES-II DATA SOURCE OR NOTES
	<u>Are you now using it regularly for your back or neck trouble?</u>		Question 6c.
561	<u>Splints or casts</u>		
	1 - Yes	3	
	2 - No	51	
	8 - Blank, but applicable	1	
	Blank	14,424	
562	<u>Braces</u>		
	1 - Yes	93	
	2 - No	269	
	8 - Blank, but applicable	5	
	Blank	14,112	
563	<u>Diathermy or paraffin</u>		
	1 - Yes	13	
	2 - No	213	
	8 - Blank, but applicable	7	
	Blank	14,246	
564	<u>Hot packs or heating pads</u>		
	1 - Yes	396	
	2 - No	775	
	8 - Blank, but applicable	11	
	Blank	13,297	

TAPE POSITIONS	ITEM DESCRIPTION AND CODES	CONTROL COUNTS	NHANES-II DATA SOURCE OR NOTES
	<u>Are you now using it regularly for your back or neck trouble?</u>		Question 6c. Continued
565	<u>Cold packs or ice</u>		
	1 - Yes	17	
	2 - No	66	
	8 - Blank, but applicable	3	
	Blank	14,393	
566	<u>Rest</u>		
	1 - Yes	685	
	2 - No	673	
	8 - Blank, but applicable	18	
	Blank	13,103	
567	<u>Traction</u>		
	1 - Yes	23	
	2 - No	249	
	8 - Blank, but applicable	5	
	Blank	14,202	
568	<u>Exercises or physical therapy</u>		
	1 - Yes	222	
	2 - No	312	
	8 - Blank, but applicable	9	
	Blank	13,936	

TAPE POSITIONS	ITEM DESCRIPTION AND CODES	CONTROL COUNTS	NHANES-II DATA SOURCE OR NOTES
	<u>Are you now using it regularly for your back or neck trouble?</u>		Question 6c. Continued
569	<u>Aspirin</u>		
	1 - Yes	462	
	2 - No	459	
	8 - Blank, but applicable	20	
	Blank	13,538	
570	<u>Cane</u>		
	1 - Yes	34	
	2 - No	74	
	8 - Blank, but applicable	4	
	Blank	14,367	
571	<u>Crutch</u>		
	1 - Yes	4	
	2 - No	74	
	8 - Blank, but applicable	3	
	Blank	14,398	
572	<u>Stiff mattress</u>		
	1 - Yes	783	
	2 - No	75	
	8 - Blank, but applicable	7	
	Blank	13,614	

TAPE POSITIONS	ITEM DESCRIPTION AND CODES	CONTROL COUNTS	NHANES-II DATA SOURCE OR NOTES
	<u>Are you now using it regularly for your back or neck trouble?</u>		Question 6c. Continued
573	<u>Bed board</u>		
	1 - Yes	332	
	2 - No	189	
	8 - Blank, but applicable	9	
	Blank	13,949	
574	<u>At the present time, does your back or neck condition restrict your physical activity very little, quite a bit, or a whole lot?</u>		Question 7a.
	1 - Very little	1,436	
	2 - Quite a bit	391	
	3 - A whole lot	258	
	8 - Blank, but applicable	67	
	Blank	12,327	
575	<u>Have you ever had to stay in bed at home for long periods of time because of your back or neck trouble?</u>		Question 7b.
	1 - Yes	729	
	2 - No	1,355	
	8 - Blank, but applicable	68	
	Blank	12,327	

TAPE POSITIONS	ITEM DESCRIPTION AND CODES	CONTROL COUNTS	NHANES-II DATA SOURCE OR NOTES
576	<u>Have you ever stayed overnight in a hospital because of back or neck problems?</u>		Question 7c.
	1 - Yes	636	
	2 - No	1,446	
	8 - Blank, but applicable	70	
	Blank	12,327	
577	<u>With respect to your back or neck trouble, would you say your condition is mild, moderate, or severe?</u>		Question 8.
	1 - Mild	970	
	2 - Moderate	804	
	3 - Severe	316	
	8 - Blank, but applicable	62	
	Blank	12,327	
578	<u>At any time during the past year did your back or neck trouble cause you to cut down on the things you usually do?</u>		Question 9a.
	1 - Yes	969	
	2 - No	1,123	
	8 - Blank, but applicable	60	
	Blank	12,327	
579-581	<u>During the past year, about how many days did you cut down on your activity?</u>		Question 9b.
	000-365 - Days	957	
	888 - Blank, but applicable	72	
	Blank	13,450	

TAPE POSITIONS	ITEM DESCRIPTION AND CODES	CONTROL COUNTS	NHANES-II DATA SOURCE OR NOTES
582-584	<u>During the past year, about how many days did your condition keep you from work or school, not counting work around the house?</u>		Question 9c.
	000-365 - Days	923	
	888 - Blank, but applicable	82	
	Blank	13,474	
585-587	<u>During the past year about how many days did your condition limit the kind or amount of work around the house you could do?</u>		Question 9d.
	000-365 - Days	926	
	888 - Blank, but applicable	79	
	Blank	13,474	
588-590	<u>During the past year, about how many days has this condition kept you in bed all or most of the day?</u>		Question 9e.
	000-365 - Days	759	
	888 - Blank, but applicable	75	
	Blank	13,645	
591	<u>Have you ever had pain, swelling, or stiffness in your back or neck as the result of an accident or injury?</u>		Question 10a.
	1 - Yes - back	415	
	2 - Yes - neck	209	
	3 - Yes - both	166	
	4 - No	1,292	
	8 - Blank, but applicable	70	
	Blank	12,327	

TAPE POSITIONS	ITEM DESCRIPTION AND CODES	CONTROL COUNTS	NHANES-II DATA SOURCE OR NOTES
592	<u>Do you think the accident or injury is the cause of any pain, swelling, or stiffness which might still be present?</u>		Question 10b.
	1 - Yes	564	
	2 - No	164	
	8 - Blank, but applicable	73	
	9 - Don't know	59	
	Blank	13,619	
593	<u>Have you ever been treated by a medical person for back or neck trouble?</u>		Question 11a.
	1 - Yes	3,752	
	2 - No	6,652	
	Blank	4,075	
	<u>Was the medical person a -</u>		Question 11b.
594	<u>General practitioner?</u>		
	1 - Yes	1,987	
	2 - No	1,762	
	8 - Blank, but applicable	3	
	Blank	10,727	
595	<u>Internist?</u>		
	1 - Yes	216	
	2 - No	3,534	
	8 - Blank, but applicable	2	
	Blank	10,727	

TAPE POSITIONS	ITEM DESCRIPTION AND CODES	CONTROL COUNTS	NHANES-II DATA SOURCE OR NOTES
	<u>Was the medical person a -</u>		Question 11b. Continued
596	<u>Rheumatologist?</u>		
	1 - Yes	56	
	2 - No	3,694	
	8 - Blank, but applicable	2	
	Blank	10,727	
597	<u>Orthopedist?</u>		
	1 - Yes	934	
	2 - No	2,815	
	8 - Blank, but applicable	3	
	Blank	10,727	
598	<u>Chiropractor?</u>		
	1 - Yes	1,297	
	2 - No	2,454	
	8 - Blank, but applicable	1	
	Blank	10,727	
599	<u>Osteopath?</u>		
	1 - Yes	439	
	2 - No	3,311	
	8 - Blank, but applicable	2	
	Blank	10,727	

TAPE POSITIONS	ITEM DESCRIPTION AND CODES	CONTROL COUNTS	NHANES-II DATA SOURCE OR NOTES
	<u>Was the medical person a -</u>		Question 11b. Continued
600	<u>Physical therapist?</u>		
	1 - Yes	310	
	2 - No	3,440	
	8 - Blank, but applicable	2	
	Blank	10,727	
601	<u>Occupation) therapist?</u>		
	1 - Yes	16	
	2 - No	3,734	
	8 - Blank, but applicable	2	
	Blank	10,727	
602	<u>Other?</u>		
	1 - Yes	303	
	2 - No	3,240	
	8 - Blank, but applicable	209	
	Blank	10,727	
	<u>What did he say the problem was?</u>		Question 11c. See Detailed Notes for list of code definitions
603	<u>Category 1</u>		
	1 - Yes	184	
	8 - Blank, but applicable	433	
	Blank	13,862	

TAPE POSITIONS	ITEM DESCRIPTION AND CODES	CONTROL COUNTS	NHANES-II DATA SOURCE OR NOTES
	<u>What did he say the problem was?</u>		
604	<u>Category 2</u>		Question 11c. Continued See Detailed Notes for list of code definitions
	1 - Yes	317	
	8 - Blank, but applicable	433	
	Blank	13,729	
605	<u>Category 3</u>		
	1 - Yes	62	
	8 - Blank, but applicable	433	
	Blank	13,984	
606	<u>Category 4</u>		
	1 - Yes	623	
	8 - Blank, but applicable	433	
	Blank	13,423	
607	<u>Category 5</u>		
	1 - Yes	1,221	
	8 - Blank, but applicable	433	
	Blank	12,825	
608	<u>Category 6</u>		
	1 - Yes	1,098	
	8 - Blank, but applicable	433	
	Blank	12,948	

TAPE POSITIONS	ITEM DESCRIPTION AND CODES	CONTROL COUNTS	NHANES-II DATA SOURCE OR NOTES
609	<u>Are you now being treated by a medical person for back or neck trouble?</u>		Question 11d.
	1 - Yes	501	
	2 - No	3,235	
	8 - Blank, but applicable	16	
	Blank	10,727	
	<u>Is this a -</u>		Question 11e.
610	<u>General practitioner?</u>		
	1 - Yes	224	
	2 - No	272	
	8 - Blank, but applicable	21	
	Blank	13,962	
611	<u>Internist?</u>		
	1 - Yes	26	
	2 - No	469	
	8 - Blank, but applicable	22	
	Blank	13,962	
612	<u>Rheumatologist?</u>		
	1 - Yes	11	
	2 - No	484	
	8 - Blank, but applicable	22	
	Blank	13,962	

TAPE POSITIONS	ITEM DESCRIPTION AND CODES	CONTROL COUNTS	NHANES-II DATA SOURCE OR NOTES
	<u>Is this a -</u>		Question 11e. Continued
613	<u>Orthopedist?</u>		
	1 - Yes	75	
	2 - No	420	
	8 - Blank, but applicable	22	
	Blank	13,962	
614	<u>Chiropractor?</u>		
	1 - Yes	135	
	2 - No	359	
	8 - Blank, but applicable	23	
	Blank	13,962	
615	<u>Osteopath?</u>		
	1 - Yes	39	
	2 - No	456	
	8 - Blank, but applicable	22	
	Blank	13,962	
616	<u>Physical therapist?</u>		
	1 - Yes	10	
	2 - No	485	
	8 - Blank, but applicable	22	
	Blank	13,962	

TAPE POSITIONS	ITEM DESCRIPTION AND CODES	CONTROL COUNTS	NHANES-II DATA SOURCE OR NOTES
	<u>Is this a -</u>		Question 11e. Continued
617	<u>Occupational therapist?</u>		
	1 - Yes	2	
	2 - No	493	
	8 - Blank, but applicable	22	
	Blank	13,962	
618	<u>Other?</u>		
	1 - Yes	35	
	2 - No	441	
	8 - Blank, but applicable	41	
	Blank	13,962	
	<u>What did he say the problem was?</u>		Question 11f.
619	<u>Category 1</u>		See Detailed Notes for list of codes
	1 - Yes	42	
	8 - Blank, but applicable	89	
	Blank	14,348	
620	<u>Category 2</u>		
	1 - Yes	99	
	8 - Blank, but applicable	89	
	Blank	14,291	

TAPE
POSITIONS

ITEM DESCRIPTION AND CODES

CONTROL
COUNTS

NHANES-II DATA
SOURCE OR NOTES

What did he say the problem was?

Question 11f. Continued
See Detailed Notes
for list of codes

621

Category 3

1 - Yes
8 - Blank, but applicable
Blank

13
89
14,377

622

Category 4

1 - Yes
8 - Blank, but applicable
Blank

77
89
14,313

623

Category 5

1 - Yes
8 - Blank, but applicable
Blank

91
89
14,299

624

Category 6

1 - Yes
8 - Blank, but applicable
Blank

134
89
14,256

TAPE POSITIONS	ITEM DESCRIPTION AND CODES	CONTROL COUNTS	NHANES-II DATA SOURCE OR NOTES
625	<u>Have you ever had an operation for a back or neck disease or injury?</u>		Question 12a.
	1 - Yes	298	
	2 - No	3,454	
	Blank	10,727	
626	<u>Was it your back or neck?</u>		Question 12b.
	1 - Back	244	
	2 - Neck	43	
	3 - Both	3	
	8 - Blank, but applicable	8	
	Blank	14,181	
627	<u>Have you had pain or aching in any joint other than the back or neck on most days for at least six weeks?</u>		Question 13a.
	1 - Yes	2,219	
	2 - No	8,185	
	Blank	4,075	

TAPE POSITIONS	ITEM DESCRIPTION AND CODES	CONTROL COUNTS	NHANES-II DATA SOURCE OR NOTES
	<u>Which joints were painful?</u>		Questions 13b. and 13c.
628	<u>Fingers</u>		
	1 - Yes	739	
	2 - No	1,474	
	8 - Blank, but applicable	6	
	Blank	12,260	
629	<u>Which fingers</u>		
	1 - Right	144	
	2 - Left	76	
	3 - Both	517	
	8 - Blank, but applicable	2	
	Blank	13,740	
630	<u>Wrist</u>		
	1 - Yes	394	
	2 - No	1,816	
	8 - Blank, but applicable	9	
	Blank	12,260	
631	<u>Which wrist</u>		
	1 - Right	83	
	2 - Left	63	
	3 - Both	243	
	8 - Blank, but applicable	5	
	Blank	14,085	

TAPE POSITIONS	ITEM DESCRIPTION AND CODES	CONTROL COUNTS	NHANES-II DATA SOURCE OR NOTES
	<u>Which joints were painful?</u>		Questions 13b. and 13c. Continued
632	<u>Elbow</u>		
	1 - Yes	491	
	2 - No	1,722	
	8 - Blank, but applicable	6	
	Blank	12,260	
633	<u>Which elbow</u>		
	1 - Right	148	
	2 - Left	95	
	3 - Both	244	
	8 - Blank, but applicable	4	
	Blank	13,988	
634	<u>Shoulder</u>		
	1 - Yes	784	
	2 - No	1,427	
	8 - Blank, but applicable	8	
	Blank	12,260	
635	<u>Which shoulder</u>		
	1 - Right	271	
	2 - Left	158	
	3 - Both	353	
	8 - Blank, but applicable	2	
	Blank	13,695	

TAPE POSITIONS	ITEM DESCRIPTION AND CODES	CONTROL COUNTS	NHANES-II DATA SOURCE OR NOTES
	<u>Which joints were painful?</u>		Questions 13b. and 13c. Continued
636	<u>Hip</u>		
	1 - Yes	564	
	2 - No	1,648	
	8 - Blank, but applicable	7	
	Blank	12,260	
637	<u>Which hip</u>		
	1 - Right	153	
	2 - Left	139	
	3 - Both	264	
	8 - Blank, but applicable	8	
	Blank	13,915	
638	<u>Knee</u>		
	1 - Yes	1,090	
	2 - No	1,123	
	8 - Blank, but applicable	6	
	Blank	12,260	
639	<u>Which knee</u>		
	1 - Right	260	
	2 - Left	215	
	3 - Both	612	
	8 - Blank, but applicable	3	
	Blank	13,389	

TAPE
POSITIONS

ITEM DESCRIPTION AND CODES

CONTROL
COUNTS

NHANES-II DATA
SOURCE OR NOTES

TAPE POSITIONS	ITEM DESCRIPTION AND CODES	CONTROL COUNTS	NHANES-II DATA SOURCE OR NOTES
	<u>Which joints were painful?</u>		Questions 13b. and 13c. Continued
640	<u>Ankle</u>		
	1 - Yes	448	
	2 - No	1,764	
	8 - Blank, but applicable	7	
	Blank	12,260	
641	<u>Which ankle</u>		
	1 - Right	85	
	2 - Left	70	
	3 - Both	289	
	8 - Blank, but applicable	4	
	Blank	14,031	
642	<u>Foot</u>		
	1 - Yes	391	
	2 - No	1,819	
	8 - Blank, but applicable	9	
	Blank	12,260	
643	<u>Which foot</u>		
	1 - Right	52	
	2 - Left	67	
	3 - Both	271	
	8 - Blank, but applicable	1	
	Blank	14,088	

TAPE POSITIONS	ITEM DESCRIPTION AND CODES	CONTROL COUNTS	NHANES-II DATA SOURCE OR NOTES
644	<u>When was the last time you had this pain?</u>		Question 13d.
	1 - Have it now	1,363	
	2 - Less than 1 year ago, but not now	519	
	3 - 1-2 years ago	103	
	4 - 3-5 years ago	84	
	5 - 6 years ago or more	136	
	8 - Blank, but applicable	14	
	Blank	12,260	
645	<u>Have you ever had any swelling of joints with pain present when the joint was touched on most days for at least one month?</u>		Question 14a.
	1 - Yes	1,180	
	2 - No	9,224	
	Blank	4,075	
646	<u>Has this swelling been present on any one occasion for at least six weeks?</u>		Question 14b.
	1 - Yes	795	
	2 - No	351	
	8 - Blank, but applicable	34	
	Blank	13,299	

TAPE POSITIONS	ITEM DESCRIPTION AND CODES	CONTROL COUNTS	NHANES-II DATA SOURCE OR NOTES
	<u>Which joints are usually involved whenever you have this swelling and tenderness on touching?</u>		Questions 14c. and 14d. Continued
647	<u>Fingers</u>		
	1 - Yes	495	
	2 - No	638	
	8 - Blank, but applicable	47	
	Blank	13,299	
648	<u>Which fingers</u>		
	1 - Right	106	
	2 - Left	49	
	3 - Both	334	
	8 - Blank, but applicable	6	
	Blank	13,984	
649	<u>Wrists</u>		
	1 - Yes	176	
	2 - No	939	
	8 - Blank, but applicable	65	
	Blank	13,299	
650	<u>Which wrist</u>		
	1 - Right	33	
	2 - Left	30	
	3 - Both	108	
	8 - Blank, but applicable	5	
	Blank	14,303	

TAPE
POSITIONS

ITEM DESCRIPTION AND CODES

CONTROL
COUNTS

NHANES-II DATA
SOURCE OR NOTES

Which joints are usually involved whenever
you have this swelling and tenderness on touching?

Questions 14c. and 14d.
Continued

651	<u>Elbows</u>	
	1 - Yes	170
	2 - No	943
	8 - Blank, but applicable	67
	Blank	13,299
652	<u>Which elbow</u>	
	1 - Right	37
	2 - Left	43
	3 - Both	86
	8 - Blank, but applicable	4
	Blank	14,309
653	<u>Shoulders</u>	
	1 - Yes	188
	2 - No	921
	8 - Blank, but applicable	71
	Blank	13,299
654	<u>Which shoulder</u>	
	1 - Right	52
	2 - Left	27
	3 - Both	105
	8 - Blank, but applicable	4
	Blank	14,291

TAPE POSITIONS	ITEM DESCRIPTION AND CODES	CONTROL COUNTS	NHANES-II DATA SOURCE OR NOTES
	<u>Which joints are usually involved whenever you have this swelling and tenderness on touching?</u>		Questions 14c. and 14d. Continued
655	<u>Hips</u>		
	1 - Yes	111	
	2 - No	996	
	8 - Blank, but applicable	73	
	Blank	13,299	
656	<u>Which hip</u>		
	1 - Right	25	
	2 - Left	15	
	3 - Both	67	
	8 - Blank, but applicable	4	
	Blank	14,368	
657	<u>Knees</u>		
	1 - Yes	500	
	2 - No	634	
	8 - Blank, but applicable	46	
	Blank	13,299	
658	<u>Which knee?</u>		
	1 - Right	151	
	2 - Left	101	
	3 - Both	240	
	8 - Blank, but applicable	8	
	Blank	13,979	

TAPE POSITIONS	ITEM DESCRIPTION AND CODES	CONTROL COUNTS	NHANES-II DATA SOURCE OR NOTES
	<u>Which joints are usually involved whenever you have this swelling and tenderness on touching?</u>		Questions 14c. and 14d.
659	<u>Ankles</u>		
	1 - Yes	330	
	2 - No	796	
	8 - Blank, but applicable	54	
	Blank	13,299	
660	<u>Which ankle</u>		
	1 - Right	69	
	2 - Left	55	
	3 - Both	198	
	8 - Blank, but applicable	8	
	Blank	14,149	
661	<u>Feet</u>		
	1 - Yes	259	
	2 - No	863	
	8 - Blank, but applicable	58	
	Blank	13,299	
662	<u>Which foot</u>		
	1 - Right	33	
	2 - Left	39	
	3 - Both	181	
	8 - Blank, but applicable	6	
	Blank	14,220	

TAPE POSITIONS	ITEM DESCRIPTION AND CODES	CONTROL COUNTS	NHANES-II DATA SOURCE OR NOTES
663	<u>How old were you when you first experienced this swelling of the joints?</u>		Question 14e.
	1 - Less than 20 years old	89	
	2 - 20-29 years old	148	
	3 - 30-39 years old	171	
	4 - 40-49 years old	246	
	5 - 50-59 years old	262	
	6 - 60 years old or older	237	
	8 - Blank, but applicable	27	
	Blank	13,299	
664	<u>When was the last time you had this?</u>		Question 14f.
	1 - Now	712	
	2 - Less than 1 year ago, but not now	225	
	3 - 1-2 years ago	71	
	4 - 3-5 years ago	41	
	5 - 6 years ago or more	106	
	8 - Blank, but applicable	25	
	Blank	13,299	
665	<u>Have you had stiffness in your joints and muscles when first getting out of bed in the morning on most mornings for at least one month?</u>		Question 15a.
	1 - Yes	2,073	
	2 - No	8,331	
	Blank	4,075	

TAPE POSITIONS	ITEM DESCRIPTION AND CODES	CONTROL COUNTS	NHANES-II DATA SOURCE OR NOTES
666	<u>Has this morning stiffness been present on any one occasion for at least six weeks?</u>		Question 15b.
	1 - Yes	1,540	
	2 - No	489	
	8 - Blank, but applicable	44	
	Blank	12,406	
	<u>Which joints are usually involved whenever you have this morning stiffness?</u>		Questions 15c. and 15d.
667	<u>Fingers</u>		
	1 - Yes	838	
	2 - No	1,233	
	8 - Blank, but applicable	2	
	Blank	12,406	
668	<u>Which fingers</u>		
	1 - Right	104	
	2 - Left	42	
	3 - Both	677	
	8 - Blank, but applicable	15	
	Blank	13,641	

TAPE POSITIONS	ITEM DESCRIPTION AND CODES	CONTROL COUNTS	NHANES-II DATA SOURCE OR NOTES
	<u>Which joints are usually involved whenever you have this morning stiffness?</u>		Questions 15c. and 15d. Continued
669	<u>Wrists</u>		
	1 - Yes	388	
	2 - No	1,681	
	8 - Blank, but applicable	4	
	Blank	12,406	
670	<u>Which wrist</u>		
	1 - Right	44	
	2 - Left	23	
	3 - Both	312	
	8 - Blank, but applicable	9	
	Blank	14,091	
671	<u>Elbows</u>		
	1 - Yes	382	
	2 - No	1,686	
	8 - Blank, but applicable	5	
	Blank	12,406	
672	<u>Which elbow</u>		
	1 - Right	63	
	2 - Left	30	
	3 - Both	281	
	8 - Blank, but applicable	8	
	Blank	14,097	

TAPE POSITIONS	ITEM DESCRIPTION AND CODES	CONTROL COUNTS	NHANES-II DATA SOURCE OR NOTES
	<u>Which joints are usually involved whenever you have this morning stiffness?</u>		Questions 15c. and 15d. Continued
673	<u>Shoulders</u>		
	1 - Yes	662	
	2 - No	1,406	
	8 - Blank, but applicable	5	
	Blank	12,406	
674	<u>Which shoulder</u>		
	1 - Right	110	
	2 - Left	61	
	3 - Both	480	
	8 - Blank, but applicable	11	
	Blank	13,817	
675	<u>Hips</u>		
	1 - Yes	748	
	2 - No	1,318	
	8 - Blank, but applicable	7	
	Blank	12,406	
676	<u>Which hip</u>		
	1 - Right	110	
	2 - Left	72	
	3 - Both	555	
	8 - Blank, but applicable	11	
	Blank	13,731	

TAPE POSITIONS	ITEM DESCRIPTION AND CODES	CONTROL COUNTS	NHANES-II DATA SOURCE OR NOTES
	<u>Which joints are usually involved whenever you have this morning stiffness?</u>		Questions 15c. and 15d. Continued
677	<u>Knees</u>		
	1 - Yes	1,210	
	2 - No	861	
	8 - Blank, but applicable	2	
	Blank	12,406	
678	<u>Which knee</u>		
	1 - Right	142	
	2 - Left	91	
	3 - Both	961	
	8 - Blank, but applicable	16	
	Blank	13,269	
679	<u>Ankles</u>		
	1 - Yes	663	
	2 - No	1,407	
	8 - Blank, but applicable	3	
	Blank	12,406	
680	<u>Which ankle</u>		
	1 - Right	58	
	2 - Left	51	
	3 - Both	545	
	8 - Blank, but applicable	9	
	Blank	13,816	

TAPE POSITIONS	ITEM DESCRIPTION AND CODES	CONTROL COUNTS	NHANES-II DATA SOURCE OR NOTES
	<u>Which joints are usually involved whenever you have this morning stiffness?</u>		Questions 15c. and 15d. Continued
681	<u>Feet</u>		
	1 - Yes	574	
	2 - No	1,494	
	8 - Blank, but applicable	5	
	Blank	12,406	
682	<u>Which foot</u>		
	1 - Right	41	
	2 - Left	43	
	3 - Both	475	
	8 - Blank, but applicable	15	
	Blank	13,905	
683	<u>Back</u>		
	1 - Yes	983	
	2 - No	1,065	
	8 - Blank, but applicable	25	
	Blank	12,406	

TAPE POSITIONS	ITEM DESCRIPTION AND CODES	CONTROL COUNTS	NHANES-II DATA SOURCE OR NOTES
684	<u>How long after getting up and moving around does the morning stiffness last?</u>		Question 15e.
	1 - Less than 15 minutes	595	
	2 - 15 minutes to one half hour	584	
	3 - More than one half hour, but less than all day	702	
	4 - All day	192	
	Blank	12,406	
685	<u>How old were you when you first experienced this morning stiffness of joints?</u>		Question 15f.
	1 - Less than 20 years old	73	
	2 - 20-29 years old	212	
	3 - 30-39 years old	298	
	4 - 40-49 years old	432	
	5 - 50-59 years old	596	
	6 - 60 years old or older	458	
	8 - Blank, but applicable	4	
	Blank	12,406	
686	<u>When was the last time you had this?</u>		Question 15g.
	1 - Now	1,730	
	2 - Less than 1 year ago, but not now	251	
	3 - 1-3 years ago	46	
	4 - 4-9 years ago	20	
	5 - 10 years ago or more	18	
	8 - Blank, but applicable	8	
	Blank	12,406	

TAPE POSITIONS	ITEM DESCRIPTION AND CODES	CONTROL COUNTS	NHANES-II DATA SOURCE OR NOTES
687	<u>Have you ever had a job which placed frequent stress or strain on your back?</u>		Question 16a.
	1 - Yes	3,951	
	2 - No	6,453	
	Blank	4,075	
688-689	<u>How long did you work at that kind of job?</u>		Question 16b.
	00-11 - Months	357	
	88 - Blank, but applicable	1	
	Blank	14,121	
690-691	01-55 - Years	3,593	
	Blank	10,886	
692	<u>Has a doctor ever told you that you had mononucleosis?</u>		Question 17.
	1 - Yes	439	
	2 - No	13,891	
	8 - Blank, but applicable	81	
	Blank	68	

TAPE POSITIONS	ITEM DESCRIPTION AND CODES	CONTROL COUNTS	NHANES-II DATA SOURCE OR NOTES
693	<u>Have you ever had yellow jaundice which caused your skin or eyes to turn yellow?</u>		Question 18a.
	1 - Yes	694	
	2 - No	13,649	
	8 - Blank, but applicable	68	
	Blank	68	
694	<u>When this happened, did your urine become darker?</u>		Question 18b.
	1 - Yes	334	
	2 - No	117	
	8 - Blank, but applicable	311	
	Blank	13,717	
695	<u>Did your stools become lighter in color?</u>		Question 18c.
	1 - Yes	209	
	2 - No	168	
	8 - Blank, but applicable	385	
	Blank	13,717	
696	<u>Did your skin remain yellow for a month or longer?</u>		Question 18d.
	1 - Yes	261	
	2 - No	264	
	8 - Blank, but applicable	237	
	Blank	13,717	

TAPE POSITIONS	ITEM DESCRIPTION AND CODES	CONTROL COUNTS	NHANES-II DATA SOURCE OR NOTES
697	<u>Have you had yellow jaundice more than once?</u>		Question 18e.
	1 - Yes	40	
	2 - No	564	
	8 - Blank, but applicable	158	
	Blank	13,717	
698	<u>How many times did you have it?</u>		Question 18f.
	1-5 - Times	37	
	8 - Blank, but applicable	161	
	Blank	14,281	
699	<u>As far as you know, have you ever been in contact with a person who may have had yellow jaundice?</u>		Question 18g.
	1 - Yes	2,169	
	2 - No	11,672	
	8 - Blank, but applicable	67	
	9 - Don't know	503	
	Blank	68	
700	<u>Have you ever had an operation for a hernia not including hiatus hernia of the diaphragm?</u>		Question 19.
	1 - Yes	1,105	
	2 - No	13,219	
	8 - Blank, but applicable	87	
	Blank	68	

TAPE POSITIONS	ITEM DESCRIPTION AND CODES	CONTROL COUNTS	NHANES-II DATA SOURCE OR NOTES
701	<u>How many times have you used or had any contact with carbon tetrachloride?</u>		Question 20.
	0 - None	10,958	
	1 - Once	210	
	2 - 2-4 times	656	
	3 - 5-9 times	363	
	4 - 10 or more times	1,281	
	8 - Blank, but applicable	63	
	9 - Don't know	880	
	Blank	68	
	<u>Are pesticides, such as weed killers, insecticides, fungicides and other chemicals used for pest control, used in your-</u>		Question 21a.
702	<u>Home?</u>		
	1 - Yes	9,244	
	2 - No	5,061	
	8 - Blank, but applicable	61	
	9 - Don't know	45	
	Blank	68	
703	<u>Garden?</u>		
	1 - Yes	6,181	
	2 - No	8,064	
	8 - Blank, but applicable	61	
	9 - Don't know	105	
	Blank	68	

TAPE POSITIONS	ITEM DESCRIPTION AND CODES	CONTROL COUNTS	NHANES-II DATA SOURCE OR NOTES
	<u>Are pesticides, such as weed killers, insecticides, fungicides and other chemicals used for pest control, used in your--</u>		Question 21a. Continued
704	<u>Yard?</u>		
	1 - Yes	6,004	
	2 - No	8,221	
	8 - Blank, but applicable	61	
	9 - Don't know	125	
	Blank	68	
705	<u>Place of employment?</u>		
	1 - Yes	2,823	
	2 - No	11,082	
	8 - Blank, but applicable	61	
	9 - Don't know	445	
	Blank	68	
706	<u>Anywhere else around you?</u>		
	1 - Yes	1,336	
	2 - No	12,577	
	8 - Blank, but applicable	61	
	9 - Don't know	437	
	Blank	68	

TAPE POSITIONS	ITEM DESCRIPTION AND CODES	CONTROL COUNTS	NHANES-II DATA SOURCE OR NOTES
707	<u>To your knowledge are any pesticides used around you?</u>		Question 21b.
	1 - Yes	115	
	2 - No	2,008	
	8 - Blank, but applicable	125	
	Blank	12,231	
708	<u>During the past 12 months, has anyone in your family had pesticide poisoning diagnosed by a doctor?</u>		Question 21c.
	1 - Yes	43	
	2 - No	14,262	
	8 - Blank, but applicable	106	
	Blank	68	
709	<u>During the past 12 months has your home or place of employment been treated for pest control by a commercial company?</u>		Question 21d.
	1 - Yes	3,748	
	2 - No	10,553	
	8 - Blank, but applicable	110	
	Blank	68	
710	<u>Are any disinfectants, such as Lysol or Pine Oil, used in your home?</u>		Question 21e.
	1 - Yes	11,964	
	2 - No	2,329	
	8 - Blank, but applicable	118	
	Blank	68	

TAPE POSITIONS	ITEM DESCRIPTION AND CODES	CONTROL COUNTS	NHANES-II DATA SOURCE OR NOTES
711	<u>Have you smoked at least 100 cigarettes during your entire life?</u>		Question 22a.
	1 - Yes	371	
	2 - No	1,589	
	Blank	12,519	
712	<u>Do you smoke cigarettes now?</u>		Question 22b.
	1 - Yes	292	
	2 - No	79	
	Blank	14,108	
713-714	<u>On the average, about how many a day do you smoke?</u>		Question 22c.
	00-40 - Cigarettes per day	292	
	Blank	14,187	
715-716	<u>How long has it been since you smoked cigarettes fairly regularly?</u>		Question 22d.
	00-10 - Years	28	
	77 - Under one year	44	
	88 - Never smoked cigarettes regularly	7	
	Blank	14,400	

TAPE POSITIONS	ITEM DESCRIPTION AND CODES	CONTROL COUNTS	NHANES-II DATA SOURCE OR NOTES
717-718	<u>On the average, about how many cigarettes a day were you smoking 12 months ago?</u>		Question 22e.
	00-80 - Cigarettes per day	263	
	88 - Did not smoke	60	
	99 - Don't know	13	
	Blank	14,143	
719-720	<u>During the period when you were smoking the most, about how many cigarettes a day did you usually smoke?</u>		Question 22f.
	00-80 - Cigarettes per day	357	
	99 - Don't know	7	
	Blank	14,115	
721-722	<u>About how old were you when you first started smoking cigarettes fairly regularly?</u>		Question 22g.
	06-17 - Years old	349	
	88 - Never smoked regularly	13	
	99 - Don't know	2	
	Blank	14,115	

TAPE POSITIONS	ITEM DESCRIPTION AND CODES	CONTROL COUNTS	NHANES-II DATA SOURCE OR NOTES
723	<u>Did a doctor ever tell you that you had chronic kidney disease?</u>		Question 23a.
	1 - Yes	283	
	2 - No	14,051	
	8 - Blank, but applicable	77	
	Blank	68	
724	<u>Have you ever had pain or burning sensation on urination accompanied by more frequent urination than usual?</u>		Question 23b.
	1 - Yes	3,840	
	2 - No	10,419	
	8 - Blank, but applicable	152	
	Blank	68	
725-726	<u>How many separate times has this happened?</u>		Question 23c.
	01-99 - Times	3,693	
	88 - Blank, but applicable	299	
	Blank	10,487	
727	<u>Do you NOW have difficulty starting to urinate?</u>		Question 24.
	1 - Yes	810	
	2 - No	13,518	
	8 - Blank, but applicable	83	
	Blank	68	

TAPE POSITIONS	ITEM DESCRIPTION AND CODES	CONTROL COUNTS	NHANES-II DATA SOURCE OR NOTES
728	<u>Do you NOW have periods of waking from sleep two or three times a night to urinate?</u>		Question 25.
	1 - Yes	2,645	
	2 - No	11,685	
	8 - Blank, but applicable	81	
	Blank	68	
729	<u>Have you ever noticed blood in your urine? (FOR WOMEN - other than at the time of your period)</u>		Question 26a.
	1 - Yes	1,098	
	2 - No	13,313	
	Blank	68	
730-731	<u>How many separate times has this happened?</u>		Question 26b.
	01-99 - Times	1,065	
	88 - Blank, but applicable	33	
	Blank	13,381	
732	<u>When was the last time it happened?</u>		Question 26c.
	1 - Less than 1 year ago, but not now	270	
	2 - 1-2 years ago	202	
	3 - 3-5 years ago	213	
	4 - 6 years ago or more	404	
	8 - Blank, but applicable	9	
	Blank	13,381	

TAPE POSITIONS	ITEM DESCRIPTION AND CODES	CONTROL COUNTS	NHANES-II DATA SOURCE OR NOTES
733	<u>Have you ever noticed that your urine was a different color than the usual yellow? (FOR WOMEN - other than at the time of your period)</u>		Question 27a.
	1 - Yes	916	
	2 - No	13,495	
	Blank	68	
734	<u>How many different times has this happened?</u>		Question 27b.
	1 - Once	182	
	2 - Twice	165	
	3 - 3 or more	569	
	Blank	13,563	
735-736	<u>How old were you when it happened?</u>		Question 27c.
	05-72 - Years old	182	
	Blank	14,297	
737	<u>How long did the change in color last?</u>		Question 27d.
	1 - One time	40	
	2 - One day	23	
	3 - 2-6 days	60	
	4 - 1 week or longer	57	
	8 - Blank, but applicable	2	
	Blank	14,297	

TAPE POSITIONS	ITEM DESCRIPTION AND CODES	CONTROL COUNTS	NHANES-II DATA SOURCE OR NOTES
738-739	<u>How old were you when it FIRST happened?</u>		Question 27e.
	01-73 - Years old	713	
	88 - Blank, but applicable	21	
	Blank	13,745	
740-741	<u>How long ago did it last happen?</u>		Question 27f.
	00-74 - Years ago	660	
	88 - Blank, but applicable	74	
	Blank	13,745	
742-743	<u>How long did the change in color last that time?</u>		Question 27g.
	00 - Less than one day	208	
	01-90 - Days	501	
	88 - Blank, but applicable	25	
	Blank	13,745	
744	<u>Did you see a doctor about it?</u>		Question 27h.
	1 - Yes	467	
	2 - No	433	
	8 - Blank, but applicable	16	
	Blank	13,563	

TAPE POSITIONS	ITEM DESCRIPTION AND CODES	CONTROL COUNTS	NHANES-II DATA SOURCE OR NOTES
745	<u>Do you have trouble with your bowels which makes you constipated or gives you diarrhea?</u>		Question 28.
	1 - Yes-Constipation	1,824	
	2 - Yes-Diarrhea	619	
	3 - No	11,742	
	4 - Both	149	
	8 - Blank, but applicable	77	
	Blank	68	
746	<u>Have your bowel movements ever been white, gray, dark black, or streaked with blood?</u>		Question 29a.
	1 - Yes	1,442	
	2 - No	12,969	
	Blank	68	
	<u>Which was it?</u>		Question 29b.
747	<u>White</u>		
	1 - Yes	109	
	2 - No	1,324	
	8 - Blank, but applicable	9	
	Blank	13,037	
748	<u>Gray</u>		
	1 - Yes	88	
	2 - No	1,344	
	8 - Blank, but applicable	10	
	Blank	13,037	

TAPE POSITIONS	ITEM DESCRIPTION AND CODES	CONTROL COUNTS	NHANES-II DATA SOURCE OR NOTES
	<u>Which was it?</u>		Question 29b. Continued
749	<u>Dark black</u>		
	1 - Yes	688	
	2 - No	746	
	8 - Blank, but applicable	8	
	Blank	13,037	
750	<u>Streaked with blood</u>		
	1 - Yes	727	
	2 - No	712	
	8 - Blank, but applicable	3	
	Blank	13,037	
751	<u>Do you have a physical disability or handicap which prevents or limits normal daily activities, such as the kind or amount of work that you can do, housework, schoolwork, using public transportation and so on?</u>		Question 30a.
	1 - Yes	1,172	
	2 - No	13,146	
	8 - Blank, but applicable	93	
	Blank	68	

TAPE POSITIONS	ITEM DESCRIPTION AND CODES	CONTROL COUNTS	NHANES-II DATA SOURCE OR NOTES
752-753	<u>How long have you had this disability or handicap?</u>		Question 30c.
	00-11 - Months	66	
	88 - Blank, but applicable	166	
	Blank	14,247	
754-755	01-74 - Years	1,033	
	88 - Blank, but applicable	166	
	Blank	13,280	
	<u>Does this disability or handicap PREVENT you from....</u>		Questions 30d. and 30e.
756	<u>(Age 18 and over) working at a job or business?</u>		
	1 - Yes	668	
	2 - No	414	
	8 - Blank, but applicable	131	
	Blank	13,266	
757	<u>Does it LIMIT you in this activity?</u>		
	1 - Yes	241	
	2 - No	152	
	8 - Blank, but applicable	152	
	Blank	13,934	

TAPE POSITIONS	ITEM DESCRIPTION AND CODES	CONTROL COUNTS	NHANES-II DATA SOURCE OR NOTES
	<u>Does this disability or handicap PREVENT you from....</u>		Questions 30d. and 30e. Continued
758	<u>(Age 18 and over) driving a car?</u>		
	1 - Yes	240	
	2 - No	831	
	8 - Blank, but applicable	142	
	Blank	13,266	
759	<u>Does it LIMIT you in this activity?</u>		
	1 - Yes	258	
	2 - No	500	
	8 - Blank, but applicable	215	
	Blank	13,506	
760	<u>(Under age 18) doing any regular school work?</u>		
	1 - Yes	1	
	2 - No	31	
	8 - Blank, but applicable	20	
	Blank	14,427	
761	<u>Does it LIMIT you in this activity?</u>		
	1 - Yes	12	
	2 - No	18	
	8 - Blank, but applicable	21	
	Blank	14,428	

TAPE POSITIONS	ITEM DESCRIPTION AND CODES	CONTROL COUNTS	NHANES-II DATA SOURCE OR NOTES
	<u>Does this disability or handicap PREVENT you from....</u>		Questions 30d. and 30e. Continued
762	<u>Using any public transportation such as buses, trains, and so on?</u>		
	1 - Yes	147	
	2 - No	965	
	8 - Blank, but applicable	153	
	Blank	13,214	
763	<u>Does it LIMIT you in this activity?</u>		
	1 - Yes	206	
	2 - No	665	
	8 - Blank, but applicable	247	
	Blank	13,361	
764	<u>Taking care of any of your personal needs such as dressing or eating?</u>		
	1 - Yes	91	
	2 - No	1,023	
	8 - Blank, but applicable	151	
	Blank	13,214	
765	<u>Does it LIMIT you in this activity?</u>		
	1 - Yes	211	
	2 - No	719	
	8 - Blank, but applicable	244	
	Blank	13,305	

TAPE POSITIONS	ITEM DESCRIPTION AND CODES	CONTROL COUNTS	NHANES-II DATA SOURCE OR NOTES
	<u>Does this disability or handicap PREVENT you from....</u>		Questions 30d. and 30e. Continued
766	<u>Doing work around the house?</u>		
	1 - Yes	274	
	2 - No	833	
	8 - Blank, but applicable	158	
	Blank	13,214	
767	<u>Does it LIMIT you in this activity?</u>		
	1 - Yes	508	
	2 - No	287	
	8 - Blank, but applicable	196	
	Blank	13,488	
	<u>INTERVIEWER CHECK ITEM III</u>		
768	1 - Female	7,494	
	2 - Male	6,917	
	Blank	68	
769-770	<u>How old were you when your periods or menstrual cycles started?</u>		Question 31a.
	02 - Haven't started yet	148	
	08-35 - Years	7,299	
	88 - Blank, but applicable	47	
	Blank	6,985	

TAPE POSITIONS	ITEM DESCRIPTION AND CODES	CONTROL COUNTS	NHANES-II DATA SOURCE OR NOTES
771	<u>Have your periods stopped entirely -- not counting pregnancy?</u>		Question 31b.
	1 - Yes	3,434	
	2 - No	3,883	
	8 - Blank, but applicable	29	
	Blank	7,133	
772-773	<u>At what age?</u>		Question 31c.
	14-69 - Years	3,404	
	88 - Blank, but applicable	59	
	Blank	11,016	
774-775	<u>When did your last period or menstrual cycle end?</u>		Question 31d.
	00 - Having it now	495	
	01-99 - Days ago	3,296	
	88 - Blank but applicable	92	
	Blank	10,596	
776	<u>Have you taken birth control pills during the past six months?</u>		Question 32a.
	1 - Yes	940	
	2 - No	6,406	
	Blank	7,133	

TAPE POSITIONS	ITEM DESCRIPTION AND CODES	CONTROL COUNTS	NHANES-II DATA SOURCE OR NOTES
777	<u>Are you taking them now?</u>		Question 32b.
	1 - Yes	654	
	2 - No	286	
	Blank	13,539	
778	<u>Have you EVER been pregnant?</u>		Question 33a.
	1 - Yes	5,153	
	2 - No	2,171	
	8 - Blank, but applicable	22	
	Blank	7,133	
779-780	<u>What is the total number of pregnancies you have had?</u>		Question 33b.
	01-20 - Number	5152	
	88 - Blank, but applicable	1	
	Blank	9,326	
781-782	<u>What is the total number of miscarriages you have had?</u>		Question 33c.
	00-19 - Miscarriages	5,147	
	88 - Blank, but applicable	6	
	Blank	9,326	

TAPE POSITIONS	ITEM DESCRIPTION AND CODES	CONTROL COUNTS	NHANES-II DATA SOURCE OR NOTES
783-784	<u>What is the total number of live births you have had?</u>		Question 33d.
	00-20 - Births	5,146	
	88 - Blank, but applicable	7	
	Blank	9,326	
785	<u>Are you pregnant now?</u>		Question 33e.
	1 - Yes	122	
	2 - No	4,978	
	8 - Blank, but applicable	28	
	9 - Don't know	25	
	Blank	9,326	
786-787	<u>Which month of pregnancy are you in?</u>		Question 33f.
	01-10 - Month	118	
	88 - Blank, but applicable	4	
	Blank	14,357	
788	<u>Have you had a pregnancy which ended within the last twelve months?</u>		Question 33g.
	1 - Yes	281	
	2 - No	4,872	
	Blank	9,326	

TAPE
POSITIONS

ITEM DESCRIPTION AND CODES

CONTROL
COUNTS

NHANES-II DATA
SOURCE OR NOTES

789

How many months ago did that pregnancy end?

Question 33h.

1 - 10-12 months ago

62

2 - 7-9 months ago

68

3 - 4-6 months ago

74

4 - 0-3 months ago

74

8 - Blank, but applicable

3

Blank

14,198

790

Are you breast feeding?

Question 33i.

1 - Yes

41

2 - No

231

8 - Blank, but applicable

9

Blank

14,198

TAPE POSITIONS	ITEM DESCRIPTION AND CODES	CONTROL COUNTS	NHANES-II DATA SOURCE OR NOTES
	<u>Blood Pressure Measurements</u>		Physician's Examination, Ages 12-74 (See Detailed Notes) Item (e.)
791-793	<u>Systolic</u>		
	065-300 - As given	14,416	
	888 - Blank, but applicable	63	
794-796	<u>Diastolic</u>		
	035-150 - As given	14,384	
	888 - Blank, but applicable	95	
	<u>Recumbent Measurement</u>		Item (U.)
797-799	<u>Systolic</u>		
	070-300 - As given	14,398	
	888 - Blank, but applicable	81	
800-802	<u>Diastolic</u>		
	036-150 - As given	14,361	
	888 - Blank, but applicable	118	

TAPE POSITIONS	ITEM DESCRIPTION AND CODES	CONTROL COUNTS	NHANES-II DATA SOURCE OR NOTES
	<u>Second Sitting Measurement</u>		Physician's Examination Continued Item (U.)
803-805	<u>Systolic</u>		
	065-300 - As given	14,394	
	888 - Blank, but applicable	85	
806-808	<u>Diastolic</u>		
	036-150 - As given	14,377	
	888 - Blank, but applicable	102	
810	<u>Dummy Record Flag</u>		
	1 - Dummy	68	
	Blank - Not dummy	14,411	

IV. DETAILED NOTES

TAPE POSITION 11

Size of Place

Size of place classification was derived from the 1970 decennial census of the population. According to the definition used in the 1970 census, the urban population comprised all persons living in (a) places of 2,500 inhabitants or more incorporated as cities, boroughs (except Alaska), villages and towns (except towns in New York, New England States, and Wisconsin), but excluding those persons living in the rural portions of extended cities; (b) unincorporated places of 2,500 inhabitants or more; and (c) other territories included in urbanized areas. The remaining population was classified as rural.

Urban areas are further classified by population size for places within urbanized areas and other places outside urbanized areas.

TAPE POSITION 12

SMSA-Not SMSA

Except in New England, a Standard Metropolitan Statistical Area is basically a county or a group of contiguous counties which contains at least one city of 50,000 inhabitants or more, or "twin cities" with a combined population of at least 50,000. In addition to the county or counties containing such a city or cities, contiguous counties are included in an SMSA if, according to the 1970 census, they are socially and economically integrated with the central city. Each SMSA must include at least one central city, and the complete title of an SMSA identifies the central city or cities. In New England, SMSA's consist of towns and cities, rather than counties.

TAPE POSITIONS 37-41

Family Unit Number

All related sample persons in the same family unit have the same computer-generated family unit code. This will enable analysis of individual family units.

TAPE POSITIONS 56, 206, AND 256

Race

The race of the respondent was marked by observation. The interviewers were instructed to assume that the race of all related persons was the same as the respondent unless otherwise learned. The race categories were "White", "Black" or "Other". If the appropriate category could not be marked by observation, then race was asked. Interviewers were instructed to record persons who responded with something other than White or Black, such as Japanese, Chinese, American Indian, Korean, Hindu, Eskimo, etc. as "Other" and to include Mexicans, Puerto Ricans and other persons of Latin American descent in "White" unless definitely Black, American Indian, or of other nonwhite race.

TAPE POSITIONS 57-58 AND 257-258

United States

<u>Name of Place</u>	<u>Code</u>
Alabama.....	01
Alaska.....	02
Arizona.....	04
Arkansas.....	05
California.....	06
Colorado.....	08
Connecticut.....	09
Delaware.....	10
District of Columbia.....	11
Florida.....	12
Georgia.....	13
Hawaii.....	15
Idaho.....	16
Illinois.....	17
Indiana.....	18
Iowa.....	19
Kansas.....	20
Kentucky.....	21
Louisiana.....	22
Maine.....	23
Maryland.....	24
Massachusetts.....	25
Michigan.....	26
Minnesota.....	27
Mississippi.....	28
Missouri.....	29
Montana.....	30
Nebraska.....	31
Nevada.....	32
New Hampshire.....	33
New Jersey.....	34
New Mexico.....	35
New York.....	36
North Carolina.....	37
North Dakota.....	38
Ohio.....	39
Oklahoma.....	40
Oregon.....	41
Pennsylvania.....	42
Rhode Island.....	44
South Carolina.....	45
South Dakota.....	46
Tennessee.....	47
Texas.....	48

TAPE POSITIONS 57-58 AND 257-258 (cont.)

<u>Name of Place</u>	<u>Code</u>
Utah.....	49
Vermont.....	50
Virginia.....	51
Washington.....	53
West Virginia.....	54
Wisconsin.....	55
Wyoming.....	56

Outlying Areas of the United States

<u>Name of Place</u>	<u>Code</u>	<u>Description</u>
American Samoa	60	U.S. territory in the Pacific
Canal Zone	61	Territory in Panama leased by U.S.
Canton and Enderbury Island	62	Under common US-UK administration
Guam	66	U.S. territory in the Pacific
Johnston Atoll		U.S. territory in the Pacific, includes Sand Island
Midway Islands	71	U.S. territory in the Pacific
Puerto Rico	72	Commonwealth associated with the U.S.
Swan Islands	74	U.S. territory in the Carribean
Trust Territories of the Pacific Islands	75	U.S. administered, includes Caroline, Mariana, and Marshall Island groups
U.S. Miscellaneous Carribean Islands	76	Includes Navassa Islands, Quito Sueno Bank, Roncador Cay, Serrana Bank, Serranilla Bank
U.S. Miscellaneous Pacific Islands	77	Includes Kingman Reef, Howland, Baker and Jarvis Islands, Palmyra Atoll
Virgin Islands	78	U.S. territory in the Carribean
Wake Island	79	U.S. territory in the Pacific

Not United States

North America	91
South America	92
Europe	93
Africa	94
Asia	95
Australasia	96
Pacific Islands	97

TAPE POSITIONS 73-75, 76-78, 273-275 AND 276-278

Industry and Occupation Codes

Occupation may be defined as the principal job or business. For this survey, the principal job or business of a respondent is defined in one of the following ways: if the person worked during the two week interview period or had a job or business, the question concerning occupation (or work) applies to the job during that period. If the respondent held more than one job, the question is directed to the one at which the most time was spent. It refers to the one considered most important when equal time is spent at each job. A person who has not begun work at a new job, is looking for work, or is on layoff from work is questioned about the last full-time civilian job. A full-time job is defined as one at which the person spent 35 or more hours per week and which lasted two consecutive weeks or more. A person who has a job but has not yet reported to it or a person who has never had a job or business is classified as a "new worker".

The 1970 census of population Alphabetical Index of Industries and Occupations was used in the coding of both the industry and occupation (Library of Congress Number 74-612012, for sale by the Superintendent of Documents, U.S. Government Printing Office, Washington, D.C. 20402. Stock Number 0301-2283).

TAPE POSITIONS 107-108

Family Income Group

The respondent was handed a card with twelve income ranges listed as Group A to Group L and asked "Which of these income groups represents your total combined family income for the past 12 months, that is, yours, your ...'s, etc? Include income from all sources such as wages, salaries, social security or retirement benefits, help from relatives, rent from property and so forth."

If the respondent answered Group A through G, that is with an income less than \$7,000, then questions 21 and 22 detailing exact sources and amounts of income were asked; otherwise, these questions were skipped.

No effort was made to reconcile amounts reported in detailed questions 21 and 22 with the categorical response to the family income group question. During the survey time period no adjustments to the income groups or \$7,000 value were made to account for inflation.

TAPE POSITION 207

Farm, nonfarm

This position contains a recode, which combines data on land use (position 25), size (position 26), and amount of sales of farm produce and livestock (positions 27 and 28).

Code 1: Farm: Rural land (coded 2 in position 25) which consisted of 10 or more acres (coded 1 in position 26) with crop sales of \$50 or more (coded 1 in position 27).

OR

Rural land (coded 2 in position 25) with crop sales of \$250 or more (coded 1 in position 28).

Code 2: Nonfarm: All other rural land (coded 2 in position 25) as well as land classified as urban (coded 1 in position 25).

TAPE POSITION 209

Region

The United States was divided into four broad geographic regions of approximately equal population. Those regions, which deviate somewhat from the groups used by the Bureau of Census, are as follows:

<u>Region</u>	<u>States Included</u>
Northeast	Maine, Vermont, New Hampshire, Massachusetts, Connecticut, Rhode Island, New York, New Jersey, and Pennsylvania
South	Delaware, Maryland, District of Columbia, West Virginia, Virginia, Kentucky, Tennessee, North Carolina, South Carolina, Georgia, Florida, Alabama, Mississippi, Louisiana, and Arkansas
Midwest	Ohio, Illinois, Indiana, Michigan, Wisconsin, Minnesota, Iowa, Missouri
West	Washington, Oregon, California, Nevada, New Mexico, Arizona, Texas, Oklahoma, Kansas, Nebraska, North Dakota, South Dakota, Idaho, Utah, Colorado, Montana, Wyoming, Alaska, Hawaii

TAPE POSITIONS 210-212

Poverty Index

Income status was determined by the Poverty Income Ratio (PIR). Poverty statistics published in the Bureau of the Census reports 9-13 were based on the poverty index developed by the Social Security Administration (SSA) in 1964. (For a detailed discussion of the SSA poverty standards, see references 14 and 15.) Modifications in the definition of poverty were adopted in 1969. 16 The standard data series in poverty for statistical use by all executive departments and establishments has been established.17

The two components of the PIR are the total income of the household (numerator: the median of the income group for incomes \$7,000 and above; the sum of the component parts of the income questions for incomes under \$7,000) and a multiple of the total income necessary to maintain a family with given characteristics on a nutritionally adequate food plan 9-13 (denominator). The dollar value of the denominator of the PIR is constructed from a food plan (economy plan) necessary to maintain minimum recommended daily nutritional requirements. The economy plan is designated by the U.S. Department of Agriculture for "emergency or temporary use when funds are low."

For families of three or more persons, the poverty level was set at three times the cost of the economy food plan. For smaller families and persons living alone, the cost of the economy food plan was adjusted by the relatively higher fixed expenses of these smaller households.

The denominator or poverty income cutoff adjusts the family poverty income maintenance requirements by the family size, the sex of the family head, the age of the family head in families with one or two members, and the place of residence (farm, nonfarm). Annual revisions of the poverty income cutoffs are based on the changes in the average cost of living as reflected in the Consumer Price Index.

As shown in the tables, the annual income considered to be the poverty level increases as the family size increases. A family with any combination of characteristics and with the same income as shown in the table has been designated as having a PIR or poverty level of 1.0. The same family with twice the income found in the table would have a PIR of 2.0. Ratios of less than 1.0 can be described as "below poverty" and ratios greater than or equal to 1.0, as "at or above poverty".

Poverty thresholds are computed on a national basis only. No attempt has been made to adjust these thresholds for regional, State, or other variations in the cost of living (except for the farm, nonfarm difference). None of the noncash public welfare benefits such as food stamp bonuses are included in the income of the low income families receiving these benefits. PIR has been adjusted by year (see tables) and accounts in some part for inflation.

TAPE POSITIONS 282-317

Sample Weights

A multistage estimation procedure was used to calculate the various NHANES II subsample sample weights that are necessary to use in any analysis of the data. The procedure has three basic components: 1) inflation by reciprocals of the probabilities of selection, 2) adjustment for nonresponse, and 3) poststratification ratio adjustment by age-sex-race. A brief description of each component is as follows:

Inflation by reciprocals of the sampling probabilities. Since the survey utilized a three-stage sample design, there were three probabilities of selection: 1) the probability of selecting the PSU, 2) the probability of selecting a segment and housing unit, and 3) the probability of selecting a sample person.

Adjustment for nonresponse. Estimates from the NHANES II data were adjusted to account for sample persons who were not examined. The estimates were inflated by a multiplication factor calculated within five selected income groups, three age groups, four regions, and standard metropolitan statistical area (SMSA) or non-SMSA. The numerator of these factors was the sum of the weights for sample persons resulting from the reciprocal of the probability of selection, and the denominator was the sum of the weights for examined persons also resulting from the reciprocals of the sampling probabilities.

Poststratification by age-sex-race. The estimates were ratio adjusted within each of 76 age-sex-race cells to an independent estimate, provided by the U.S. Bureau of the Census, of the population of each cell as of March 1, 1978, (approximate mid-point of the survey). The ratio adjustment was a multiplication factor of which the numerator was the U.S. population and the denominator was the sum of the weights adjusted for nonresponse for examined persons. This ratio estimation process makes the sample more closely representative of the civilian, noninstitutionalized population of the U.S.

Potential bias of nonresponse. Usually a sizeable number of sample persons who initially are willing to complete the household information and some of the medical history questionnaire subsequently will not participate in the examination. This creates the potential for bias if these persons differ from other sample persons with respect to the variables being studied. Intense efforts were undertaken during NHANES II to develop and implement standard procedures and inducements that would reduce the number of nonrespondents and thereby reduce the potential for bias.

The user needs to be aware of and should explore the potential bias for nonresponse in any analysis of the NHANES II data.

TAPE POSITION 327

Poverty/non-poverty segments

Individuals interviewed during NHANES II were selected by means of a multi-stage, stratified probability sample of loose clusters of households by geographic locations.⁸ Clusters of housing units (segments) were designated as either "poverty" or "nonpoverty" (See Detailed Notes for description of Poverty Index) in the sample selection process to insure adequate representation of low income persons in the sample.

TAPE POSITIONS 453-461

Code	Disease
1	Rheumatic fever (Active) Chorea Endocarditis (rheumatic) (active or acute) Myocarditis (rheumatic) (active or acute) Pericarditis (rheumatic) (active or acute) Rheumatic Heart Disease (active or acute)
2	Chronic rheumatic heart disease Aortic, endocardial or mitral (chronic) Incompetency Insufficiency Obstruction Sclerosis Stenosis Endocardial Aneurysm
3	Hypertension Arteriolar nephritis Arteriosclerosis of kidney Bright's disease (chronic) Hypertensive cardiovascular renal Hypertensive renal failure Nephrosclerosis
4	Ischemic heart disease Acute myocardial infarction Angina pectoris Cardiac infarction Coronary Embolism Occlusion Rupture Thrombosis Infarction of heart, myocardium, or ventricle Rupture of heart or myocardium

TAPE POSITIONS 453-461 Continued

Code	Disease
5	Other forms of heart disease
	Acute pericarditis (nonrheumatic)
	Aortic, endocardial or mitral (nonrheumatic)
	Incompetency
	Insufficiency
	Obstruction
	Stenosis
	Auricular fibrillation or flutter
	Bacterial endocarditis
	Cardiac enlargement or hypertrophy
	Cardiac or myocardial insufficiency
	Carditis
	Congestive heart failure
	Enlargement of heart
	Left ventricular failure
	Acute edema of lung
	Acute pulmonary edema
	Acute cardiac asthma
	Mycotic aneurysm
	Paroxysmal tachycardia
Pulmonary heart disease	
Septic myocarditis	
Toxic myocarditis	
Ventricular fibrillation or flutter	
Ventricular dilation	
6	Cerebrovascular disease
	Cerebral: Arteriosclerosis
	Embolism
	Hemorrhage
	Thrombosis
	Meningeal hemorrhage
	Paralytic stroke
	Ruptured cerebral aneurysm
7	Arteriosclerosis
	Of aorta
	Of renal artery
	Senile
	Generalized and unspecified

TAPE POSITIONS 453-461 Continued

Code	Disease
8	Other diseases of the circulatory system
	Aortic aneurysm
	Arterial embolism and thrombosis
	Buerger's disease
	Chilblains
	Elephantiasis
	Gangrene
	Hemorrhoids
	Hypotension
	Peripheral vascular disease
	Phlebitis
	Pulmonary embolism and infarction
	Raynaud's disease
	Rupture of blood vessel
	Varicose veins
9	Other chest pain - not cardiovascular

TAPE POSITIONS 603-608 and 619-624

Code	Disease
1	Acute arthritis Arthritis of spine, hip, upper and lower extremities Arthritis due to an infection: Dysentary Enteritis Parathyphoid Typhoid Urethritis Rheumatoid Arthritis
2	Osteoarthritis and allied conditions Degenerative Hypertrophic Other specified forms of arthritis Allergic Articular rheumatism Traumatic Arthritis, unspecified
3	Rheumatism, polymyositis, and dermatomyositis Rheumatism Fibrositis Frozen shoulder Muscular rheumatism Myalgia Myofibrosis Neck contracture Neuritis (rheumatic) Periarthritis Radiculitis Torticellis (spasmodic or spastic) Wry neck Osteomyelitis and periostitis Abscess of bone Acute osteomyelitis Arrest of growth Aseptic necrosis Backache or back pain Calcaneal spur Cervicalgia (pain in neck) Compression of cervical spinal cord Cyst of bone (except jaw)

TAPE POSITIONS 603-608 and 619-624 Continued

Code

Disease

4

{ Flexion contracture of fingers
Hyperostosis of skull
Loose body in knee
Neuritis
Osteochondrosis
Paget's disease of bone
Pellegrini
Recurrent dislocation of shoulder, elbow, knee
Sciatica
Sprain or Strain of Sacroiliac
Spontaneous fracture
Stiffnes of joint spine, shoulder, elbow, wrist, finger, hip,
knee, ankle
Vertebral artery compression

TAPE POSITIONS 603-608 and 619-624 Continued

Code

Disease

5

Other diseases of the musculoskeletal system

- Abscess of bursa
- Bunion
- Bursitis
- Calcium deposits in joint or tendon
- Curvature of spine
- Cyst of meniscus
- Deformity of:
 - Ankle and foot (excluding toes)
 - Clawfoot
 - Clubfoot
 - Equinovarus
 - Arm
 - Bone
 - Chest
 - Elbow
 - Fingers
 - Mallet fingers
 - Forearm (excluding fingers)
 - Clawhand
 - Clubhand
 - Hip
 - Knee
 - Leg
 - Neck
 - Nose
 - Pelvis
 - Rib
 - Shoulder
 - Spine
 - Toes
 - Clawtoe
 - Hammer toe
 - Wrist
- Fallen or broken arches
- Fibrous myositis
- Flat feet
- Housemaid's knee
- Hunchback
- Infective myositis
- Inflammation of muscle, tendon, or fascia
- Kyphosis
- Muscular atrophy
- Short achilles tendon
- Synovitis
- Tenosynovitis

6

Other

TAPE POSITIONS 535-559 (odd numbers), 536-560 (even numbers), and
561-573

These fields contain data on kinds of treatment for back and neck trouble.

Although it was expected that a "Yes" reply to question 6a ("...ever need any of the following kinds of treatment for your back or neck trouble") and a "No" reply to question 6b ("Did it do you any good?") would end the sequence of questioning for question 6, a number of respondents who answered "Yes" to question 6a and "No" to question 6b were also asked question 6c ("Are you now using it regularly for your back or neck trouble?"). These records were verified and no keying errors were found.

TAPE POSITIONS 779-784

These positions contain pregnancy history data. The total number of pregnancies recorded may include current pregnancies, induced abortions, spontaneous abortions (miscarriages), and/or live births. Also, the number of live births may include multiple births for single pregnancies. In cases where the total number of pregnancies differs from the sum of miscarriages and live births, the data were verified against the original interview documents.

TAPE POSITION 810

The term "Dummy Record" refers to a tape record for a respondent who was included in the sample but for whom no Health History Supplement Questionnaire was received. Although demographic data are available for all respondents, positions 355-790 are all blank in dummy records, and position 810 contains a code of "1" to identify such records. If position 810 contains the code "blank", at least some Health History Supplement Questionnaire data were received for that respondent.

TAPE POSITIONS 791-808

Blood Pressure

These fields contain data on blood pressure, which were obtained only for sample persons aged 6 years and over. The blood pressure data on this tape are limited to those for persons 12 through 74 years of age; data for persons 6 through 11 years of age are available on another public use data tape: Medical History, Ages 6 Months-11 Years (catalog number 5010).

At the beginning of the physical examination the physician took the sample person's blood pressure while the person was in a sitting position. The physician took the person's blood pressure twice more at the end of the examination, once while the person was recumbent and again while sitting. The following guidelines, based on the American Heart Association's Recommendations for Human Blood Pressure Determinations by Sphygmomanometers (Committee to Revise Standardization of High Blood Pressure Readings, New York, American Heart Association, October, 1951), were generally observed:

1. The cuff was at least 20 percent wider than the diameter of the arm or covered approximately two-thirds of the arm. (An adult 12.5 cm. cuff and a pediatric 9.5 cm. cuff were provided.)
2. The manometer was at eye level with the physician.
3. The meniscus of the mercury instruments was checked weekly for zero-level calibration.
4. While measuring, the rate of falling pressure was maintained 2-3 mmHg per heartbeat, which was slow enough to detect the first and last sounds but sufficiently rapid to avoid the intermittent trapping of blood between systolic and diastolic levels.
5. For diastolic pressure, the level was recorded at the point of complete cessation of Korotkoff's sounds or, if there was no cessation, the point of muffling.
6. Measurements were recorded to the nearest 2 mm. on the scale.

V. APPENDIX
DATA COLLECTION TECHNIQUES AND CONTENT

The plan developed with respect to the content of NHANES II called for the following:

A. QUESTIONNAIRES COMPLETED IN THE HOUSEHOLD

1. Household questionnaire. This questionnaire included for each household member items on family relationships and certain demographic variables such as age, sex, race, education, occupation, and veteran status. Also obtained were information on selected housing characteristics, family income, and an indication of the family's participation in food stamp programs.
2. Medical history questionnaires.
 - a. For each sample person 6 months-11 years of age
This questionnaire included items on birth weight, prematurity, congenital conditions, medication, neurological conditions, lead poisoning, accidents, hospital care, disability, diarrhea, pica, vision, and a variety of chronic conditions. In addition, data were collected on allergies, kidney and bladder disease, anemia, speech and hearing, lung and chest conditions and participation in food programs.
 - b. For each sample person 12-74 years of age
The questionnaire included items on medication, hospital care, tuberculosis, a variety of acute and chronic diseases, tobacco usage, physical activity, weight, height, vision disability, eating and gastrointestinal problems, and participation in food programs. Detailed data were collected on anemia, diabetes, respiratory conditions, hearing and speech, liver and gallbladder conditions, kidney and bladder disease, allergies, hypertension, cardiovascular conditions, stroke and arthritis (stressing middle and upper back and neck problems).

B. QUESTIONNAIRES ADMINISTERED IN THE MOBILE EXAMINATION CENTER

1. Dietary Questionnaires

- a. For each examined person a 24-Hour Recall was administered by trained dietary interviewers. Specific and quantitative detail of every food or drink consumed during the previous day was recorded and calculated, thus providing estimates of calories, protein, carbohydrates, fat, unsaturated fats, cholesterol, and specific vitamins and minerals consumed.
 - b. For each examined person a Food Frequency questionnaire was administered to ascertain usual patterns of food consumption. Daily and/or weekly consumption of foods within 26 subgroups were recorded. In addition, data were collected on usual vitamin-mineral supplement usage.
 - c. For each person 12-74 years of age a Dietary Supplement form was self-administered and reviewed. This form provided information on special diets, recent medications and barriers to purchasing groceries or eating foods; it does not provide information on vitamin/mineral or other supplements to the diet.
2. Health History Supplement, for persons 12 through 74 years of age, included questions on cardiovascular and respiratory conditions, kidney and bladder disease, and arthritis in addition to those asked in the household Medical History. Also included were questions on pesticide exposure, smoking for persons 12 through 17 years of age, and a menstrual and pregnancy history for females.
 3. Medications/Vitamin Usage form collected information on the past week's usage of any medicines, vitamins or minerals for all examined persons.
 4. Behavior Questionnaire elicited data on behavior which may be associated with coronary heart disease for examined persons 25 through 74 years of age.

C. EXAMINATION BY PHYSICIAN

A physician performed and recorded the results of a medical examination giving special attention to specified findings related to nutrition, to hearing, to the thyroid gland, and to the cardiovascular, respiratory, neurological and musculoskeletal systems.

D. SPECIAL CLINICAL PROCEDURES AND TESTS

A specially trained health technician carried out the following on examined persons in the designated age ranges:

1. Spirometry trials of examined persons 6 through 24 years of age were digitized and recorded on magnetic tape. Various pulmonary function indicators such as FVC (forced vital capacity), FEV₁ (forced expiratory volume in one second), and peak flow rate were subsequently derived from these data.
2. Electrocardiograms were made on examined persons 25 through 74 years of age. Electrocardiographic signals were digitized and recorded on magnetic tape, providing normative data on amplitude, duration, interval and axis measurements and permitting interpretations of heart disease according to the Minnesota classification code.
3. Body Measurements were made on all examinees and included standing height or recumbent length, depending on age; body weight; triceps and subscapular skinfolds; and several other anthropometric measurements.
4. Puretone audiometry tests were carried out on examined persons between the ages of 4 and 19 years, permitting determination of threshold levels of hearing for frequencies of 500, 1000, 2000, and 4000 Hertz for right and left ears.
5. Speech recording, involving use of tape recording of the subject's repetition of specially developed sentences, was carried out on examined persons between the ages of 4 and 6 years, permitting interpretations as an indication of problems with articulation and language development.

6. Allergy tests, involving skin tests (prick test) with eight common allergens (house dust, alternaria, cat fur, dog fur, ragweed, oak, rye grass, and Bermuda grass). The tests were made on examined persons between the ages of 6 and 74 years, to obtain degrees of skin reaction.

E. X-RAYS

For examined persons 25 through 74 years of age, two x-rays were made. No x-rays were taken of pregnant women and no lumbar x-rays were taken on women under 50 years of age.

1. X-rays of the cervical and lumbar spine were taken to provide evidence of osteoarthritis and degenerative disc disease, and an
2. X-ray of the chest was taken to be used in the diagnosis of respiratory diseases and to serve as a measure of left ventricular enlargement.

F. URINE TESTS

Tests as follows were performed on casual samples of urine:

1. N-Multistix tests for qualitative protein, glucose, ketones, bilirubin, blood, urobilinogen, pH, and bacteriuria (nitrite test) were done for examined persons 6 through 74 years of age.
2. Urinary sediments, including red cells, white cells, and casts, were measured for a subsample of examined adults 20 through 74 years of age.
3. Gonorrhea cultures of urinary sediments were performed for male and female examined persons 12 through 40 years of age. However, of those females who received the Glucose Tolerance Test (GTT), only those 20 through 24 years had the gonorrhea test performed.
4. Analyses for pesticide residue and metabolite levels were carried out on a subsample of examined persons 12 through 74 years of age, including measures of the body burdens from exposure to alkyl phosphate residues and metabolites, carbamate residues, phenolic compound residues and malathion metabolites.

G. TESTS ON BLOOD SAMPLES

Samples of blood provide a broad range of information related to health and nutrition. The particular tests performed varied with the specific target condition and age group as described on page 39 of the Series 1, No. 15 program description.⁸

1. Glucose tolerance test (GTT)

This test involved collection of blood specimens while in a fasting state as well as at one and two hours after glucose challenge. The test was performed on a subsample of examined adults 20 through 74 years of age to provide estimates of the prevalence of diabetes.

2. Tests related to liver function

- a. A post-prandial liver bile acid test was performed to measure the ability of the liver to remove bile acids from the blood. This involved consumption of a food preparation, which induces eventual addition of bile acids to the blood via contraction of the gallbladder, and subsequent collection of blood specimens.
- b. Liver biochemistries performed include bilirubin, SGOT, and alkaline phosphatase tests.

3. Anemia-related laboratory tests

The tests made to characterize anemia consisted of protoporphyrin, iron, total iron binding capacity (TIBC), zinc, copper, red cell folates, serum folates, serum ferritin, B₁₂, and the determination of abnormal hemoglobin.

4. Other nutritional biochemistries

These tests included albumin, Vitamin A, and Vitamin C.

5. Serum lipids

Because of their important relevance to cardiovascular disease, determinations were made of cholesterol, triglycerides, and high density lipoprotein (HDL).

6. Biochemistries for body burden from environmental exposures

Determinations were made of body burden levels of lead and pesticide residues and metabolites. Tests were also performed for carboxyhemoglobin which reflects environmental exposure to carbon monoxide and the individual's smoking habits.

7. Hematology

The hematology included determinations of hemoglobin, hematocrit, red blood cell count, white blood cell count and differential leukocyte analysis, and red blood cell morphology and hemoglobin phenotyping.

8. Kidney function

The only quantitative test for kidney function performed on blood samples was the serum creatinine test.

9. Syphilis

The serology determinations for syphilis included qualitative and quantitative ART, a FTA-ABS and MHA-TP.

VI. REFERENCES

- 1 National Center for Health Statistics: Replication: An approach to the Analysis of Data from Complex Surveys, by P.J. McCarthy. Vital and Health Statistics. Series 2, No. 14. DHEW Pub. No. (PHS) 79-1269. Public Health Service. Washington, D.C. U.S. Government Printing Office, 1966.
- 2 Survey Research Center Computer Support Group, OSIRIS IV User's Manual, Institute for Social Research, University of Michigan, Ann Arbor, Michigan, 1979.
- 3 Holt, M. M.: SURREGR: Standard Errors of Regression Coefficients from Sample Survey Data. Research Triangle Institute, Research Triangle Park, N.C., 1977. (Revised April 1982 by B. V. Shah)
- 4 Hidioglou, M. A., Fuller, W. A., Hickman, R. D.: SUPER CARP. Survey Section, Statistical Laboratory, Iowa State University, Ames, Iowa. Sixth Edition. October, 1980.
- 5 Woodruff, R. S.: A Sample Method for Approximating the Variance of a Complicated Estimate. Journal of the American Statistical Association, 66:411-414, 1971.
- 6 Shah, B.V.: SESUDAAN: Standard Errors Program for Computing of Standardized Rates from Sample Survey Data. Research Triangle Institute, Research Triangle Park, N.C., RTI/5250/00-01S, April, 1981.
- 7 National Center for Health Statistics: A Statistical Methodology for Analyzing Data from a Complex Survey: The First National Health and Nutrition Examination Survey, by J. R. Landis, J. M. Lepkowski, S. A. Stehouwer, and S. A. Eklund. Vital and Health Statistics. Series 2, NO. 92. DHHS Pub. No. (PHS) 82-1366. Public Health Service. Washington, D.C. U.S. Government Printing Office, September, 1982.

- 8 National Center for Health Statistics: Plan and Operation of the Second National Health and Nutrition Examination Survey, 1976-1980, by A. McDowell, A. Engel, J. T. Massey and K. Maurer. Vital and Health Statistics. Series 1, No. 15. DHHS Pub. No. (PHS) 81-1317. Public Health Service. Washington, D.C. U.S. Government Printing Office, July, 1981.
- 9 U.S. Bureau of the Census: Money Income and Poverty Status of Families and Persons in the United States: 1976 (Advance Report). Current Population Reports. Series P-60, No. 107. U.S. Government Printing Office, Washington, D.C., 1977.
- 10 U.S. Bureau of the Census: Money Income and Poverty Status of Families and Persons in the United States: 1977 (Advance Report). Current Population Reports. Series P-60, No. 116. U.S. Government Printing Office, Washington, D.C., 1978.
- 11 U.S. Bureau of the Census: Money Income and Poverty Status of Families and Persons in the United States: 1978 (Advance Report). Current Population Reports. Series P-60, No. 120. U.S. Government Printing Office, Washington, D.C., 1979.
- 12 U.S. Bureau of the Census: Money Income and Poverty Status of Families and Persons in the United States: 1979 (Advance Report). Current Population Reports. Series P-60, No. 125. U.S. Government Printing Office, Washington, D.C., 1980.
- 13 U.S. Bureau of the Census: Money Income and Poverty Status of Families and Persons in the United States: 1980 (Advance Data from the March, 1981 Current Population Survey). Current Population Reports. Series P-60, No. 127. U.S. Government Printing Office, Washington, D.C., 1981.

- 14 Orshansky, M.: Counting the Poor: Another Look at the Poverty Profile. Social Security Bulletin. Vol. 28, No. 1. U.S. Government Printing Office, Washington, D.C., January, 1965.
- 15 Orshansky, M.: Who's Who Among the Poor: A Demographic View of Poverty. Social Security Bulletin. Vol. 28, No. 7. U.S. Government Printing Office, Washington, D.C., July, 1965.
- 16 U.S. Bureau of the Census: Special Studies. Current Population Reports. Series P-23, No. 28. U.S. Government Printing Office, Washington, D.C., August 12, 1969.
- 17 Circular No. A-46, Transmitted Memorandum No. 9, Executive Office of the President, Bureau of the Budget, August 29, 1969, and Exhibit L (rev.).

