

State Injury Profile for Alabama

The CDC State Injury Profiles

Gathering and sharing reliable data about the broad range of public health problems is among the many ways the Centers for Disease Control and Prevention protect the safety and health of Americans.

Policy makers and health care workers need access to the best, most current data available so they can make informed decisions about where to allocate limited resources to prevent diseases and injuries. Yet, many people find statistics difficult to understand and interpret. This State Injury Profile offers an easier way to look at statistics. Through maps and graphs, the Profile clearly shows how this state compares with others in the nation and what injury problems are most pressing.

CDC's National Center for Injury Prevention and Control gathers data about a broad range of intentional and unintentional injuries or what many people call 'violence' and 'accidents.' Injuries affect everyone. Injury is the leading cause of death for all Americans ages one to 34, and injury remains one of the leading causes of death, no matter how long someone may live.

Maps and graphs in this State Injury Profile show this state's death rates from in falls, poisoning, drowning, suffocation, fires and burns, suicide, homicide, traumatic brain injury and injuries related to firearms. The graphics show how this state compares with others and with mortality rates in the United States as a whole. You will also find a table showing the Ten Leading Causes of Death for the United States and for this state. **New this year** is a county-by-county map showing locations with higher death rates for each type of injury.

In addition to injury data, you'll also find a list of all CDC-funded injury prevention and research programs in this state for 2001.

DEPARTMENT OF HEALTH AND HUMAN SERVICES

Centers for Disease Control and Prevention
National Center for Injury Prevention and Control

To learn more

After you page through the State Injury Profile, if you want to know more, CDC has made it easy for you to find additional information about any injury and public health. Simply visit www.cdc.gov/ncipc. Or call the CDC National Center for Injury Prevention and Control, Office of Planning, Evaluation and Legislation at 1-770-488-4936.

These other resources offered or funded by the CDC may also interest you:

General information about injury in America

Customized data reports, www.cdc.gov/ncipc/wisqars

Consumer facts and tip sheets, www.cdc.gov/ncipc/safeusa or call the SafeUSA hotline toll free at 1-800-252-7751.

Intentional Injury

National Resource Center on Domestic Violence, 1-800-537-2238

National Sexual Violence Resource Center, www.nsvrc.org, or call 1-877-739-3895

National Violence Against Women Prevention Research Center, www.violenceagainstwomen.org, or call 1-843-792-2945

National Youth Violence Prevention Resource Center, www.safeyouth.org, or call 1-866-SAFEYOUTH (723-3968)

Violence Against Women Electronic Network (VAWnet), www.vawnet.org, or call 1-800-537-2238

Unintentional Injury

National Program for Playground Safety, www.uni.edu/playground, or call 1-800-554-PLAY (7529)

National Resource Center on Aging and Injury, www.nrcai.org, or call 1-619-594-0986

State Injury Profile for Alabama 1989-1998

SAFER·HEALTHIER·PEOPLE™

United States

10 Leading Causes of Deaths by Age Group: 1996-1998

Rank	Age Groups										Total
	<1	1-4	5-9	10-14	15-24	25-34	35-44	45-54	55-64	65+	
1	Congenital Anomalies 18,771	Unintentional Injuries 6,087	Unintentional Injuries 4,666	Unintentional Injuries 5,392	Unintentional Injuries 40,525	Unintentional Injuries 37,468	Malignant Neoplasms 51,170	Malignant Neoplasms 135,803	Malignant Neoplasms 260,166	Heart Disease 1,824,785	Heart Disease 2,185,194
2	Short Gestation 11,928	Congenital Anomalies 1,791	Malignant Neoplasms 1,557	Malignant Neoplasms 1,514	Homicide 18,200	Suicide 16,898	Unintentional Injuries 43,925	Heart Disease 105,367	Heart Disease 198,361	Malignant Neoplasms 1,150,087	Malignant Neoplasms 1,620,642
3	SIDS 8,863	Malignant Neoplasms 1,227	Congenital Anomalies 662	Suicide 918	Suicide 12,679	Homicide 15,068	Heart Disease 40,037	Unintentional Injuries 31,208	Bronchitis Emphysema Asthma 30,317	Cerebro-vascular 419,998	Cerebro-vascular 478,181
4	Respiratory Distress Synd. 3,958	Homicide 1,194	Homicide 523	Homicide 908	Malignant Neoplasms 4,976	HIV 14,953	HIV 26,456	Cerebro-vascular 17,196	Cerebro-vascular 29,005	Bronchitis Emphysema Asthma 283,777	Bronchitis Emphysema Asthma 327,640
5	Maternal Complications 3,836	Heart Disease 643	Heart Disease 413	Congenital Anomalies 613	Heart Disease 3,124	Malignant Neoplasms 13,837	Suicide 20,308	Liver Disease 16,797	Diabetes 25,504	Pneumonia & Influenza 235,529	Unintentional Injuries 288,427
6	Placenta Cord Membranes 2,870	Pneumonia & Influenza 494	Pneumonia & Influenza 218	Heart Disease 560	Congenital Anomalies 1,252	Heart Disease 9,843	Homicide 11,138	Suicide 14,916	Unintentional Injuries 21,316	Diabetes 142,639	Pneumonia & Influenza 262,047
7	Perinatal Infections 2,348	Septicemia 245	HIV 194	Bronchitis Emphysema Asthma 287	HIV 883	Cerebro-vascular 2,068	Liver Disease 10,518	Diabetes 12,979	Liver Disease 15,844	Unintentional Injuries 95,191	Diabetes 189,154
8	Unintentional Injuries 2,323	HIV 233	Bronchitis Emphysema Asthma 159	Pneumonia & Influenza 180	Bronchitis Emphysema Asthma 677	Diabetes 1,903	Cerebro-vascular 8,159	HIV 12,892	Pneumonia & Influenza 11,228	Alzheimer's Disease 65,647	Suicide 92,013
9	Pneumonia & Influenza 1,358	Perinatal Period 210	Benign Neoplasms 134	Cerebro-vascular 140	Pneumonia & Influenza 638	Pneumonia & Influenza 1,633	Diabetes 5,622	Bronchitis Emphysema Asthma 8,467	Suicide 8,834	Nephritis 65,296	Nephritis 75,817
10	Intrauterine Hypoxia 1,341	Benign Neoplasms 188	Cerebro-vascular 102	HIV 139	Cerebro-vascular 533	Liver Disease 1,592	Pneumonia & Influenza 4,255	Pneumonia & Influenza 6,493	Septicemia 5,704	Septicemia 54,428	Liver Disease 75,414

United States Total Number of Injury Deaths

Cause	Deaths	Percent
Unintentional Injury	288,427	65.6%
Intentional	151,102	34.4%
Total (1996-1998)	439,529	100.0%

Average Number of Injury Deaths per Year
In the United States = **146,510**

Alabama

10 Leading Causes of Deaths by Age Group: 1996-1998

Rank	Age Groups										Total
	<1	1-4	5-9	10-14	15-24	25-34	35-44	45-54	55-64	65+	
1	Congenital Anomalies 338	Unintentional Injuries 141	Unintentional Injuries 110	Unintentional Injuries 135	Unintentional Injuries 1,062	Unintentional Injuries 980	Heart Disease 1,034	Malignant Neoplasms 2,539	Malignant Neoplasms 5,068	Heart Disease 32,333	Heart Disease 40,547
2	Short Gestation 335	Congenital Anomalies 30	Malignant Neoplasms 31	Malignant Neoplasms 21	Homicide 391	Homicide 385	Unintentional Injuries 975	Heart Disease 2,390	Heart Disease 4,319	Malignant Neoplasms 19,844	Malignant Neoplasms 28,759
3	SIDS 190	Homicide 26	Homicide 14	Heart Disease 18	Suicide 198	Suicide 287	Malignant Neoplasms 888	Unintentional Injuries 687	Cerebro-vascular 718	Cerebro-vascular 7,239	Cerebro-vascular 8,674
4	Respiratory Distress Synd. 126	Heart Disease 17	Congenital Anomalies 12	Homicide 17	Heart Disease 98	Malignant Neoplasms 272	Suicide 344	Cerebro-vascular 432	Bronchitis Emphysema Asthma 605	Bronchitis Emphysema Asthma 4,716	Unintentional Injuries 6,700
5	Maternal Complications 73	Malignant Neoplasms 14	Heart Disease 8	Suicide 12	Malignant Neoplasms 79	Heart Disease 258	Homicide 319	Diabetes 274	Diabetes 540	Pneumonia & Influenza 3,825	Bronchitis Emphysema Asthma 5,578
6	Perinatal Infections 64	Pneumonia & Influenza 10	Benign Neoplasms 4	Congenital Anomalies 10	Congenital Anomalies 19	HIV 229	HIV 315	Suicide 264	Unintentional Injuries 506	Diabetes 2,653	Pneumonia & Influenza 4,285
7	Unintentional Injuries 52	Perinatal Period 6	Diabetes 3	Bronchitis Emphysema Asthma 4	Pneumonia & Influenza 17	Cerebro-vascular 57	Cerebro-vascular 199	Liver Disease 253	Liver Disease 235	Unintentional Injuries 2,052	Diabetes 3,620
8	Placenta Cord Membranes 38	Septicemia 5	HIV 3	Cerebro-vascular 4	Benign Neoplasms 13	Diabetes 27	Liver Disease 172	Bronchitis Emphysema Asthma 172	Pneumonia & Influenza 211	Nephritis 1,703	Nephritis 1,977
9	Neonatal Hemorrhage 27	4 Tied	3 Tied	4 Tied	Diabetes 11	Pneumonia & Influenza 26	Diabetes 110	Homicide 169	Suicide 176	Alzheimer's Disease 1,337	Suicide 1,594
10	Intrauterine Hypoxia 26	4 Tied	3 Tied	4 Tied	3 Tied	Septicemia 18	Pneumonia & Influenza 64	2 Tied	Nephritis 141	Septicemia 1,280	Septicemia 1,589

Alabama Total Number of Injury Deaths

<u>Cause</u>	<u>Deaths</u>	<u>Percent</u>
Unintentional Injury	6,700	68.4%
Intentional Injury	3,100	31.6%
Total (1996-1998)	9,800	100.0%

Average Number of Injury Deaths per Year
In Alabama = **3,267**

1996-1998 Leading Causes of Death

Unintentional Injury

United States Unintentional Injury

<u>Cause</u>	<u>Deaths</u>	<u>Percent</u>
MV Traffic	127,053	44.1%
Fall	35,745	12.4%
Poisoning	30,474	10.6%
Suffocation	13,325	4.6%
Drowning	12,416	4.3%
Fire/Burn	10,809	3.7%
Other Causes	<u>58,605</u>	<u>20.3%</u>
	288,427	100.0%

Alabama Only Unintentional Injury

<u>Cause</u>	<u>Deaths</u>	<u>Percent</u>
MV Traffic	3,476	51.9%
Fall	364	5.4%
Suffocation	360	5.4%
Fire/Burn	309	4.6%
Poisoning	288	4.3%
Other Causes	<u>1,903</u>	<u>28.4%</u>
	6,700	100.0%

Intentional Injury

United States Suicide

<u>Cause</u>	<u>Deaths</u>	<u>Percent</u>
Firearm	53,156	57.8%
Suffocation	16,469	17.9%
Poisoning	15,280	16.6%
Other Causes	<u>7,108</u>	<u>7.7%</u>
	92,013	100.0%

Alabama Only Suicide

<u>Cause</u>	<u>Deaths</u>	<u>Percent</u>
Firearm	1,228	77.0%
Suffocation	156	9.8%
Poisoning	150	9.4%
Other Causes	<u>60</u>	<u>3.8%</u>
	1,594	100.0%

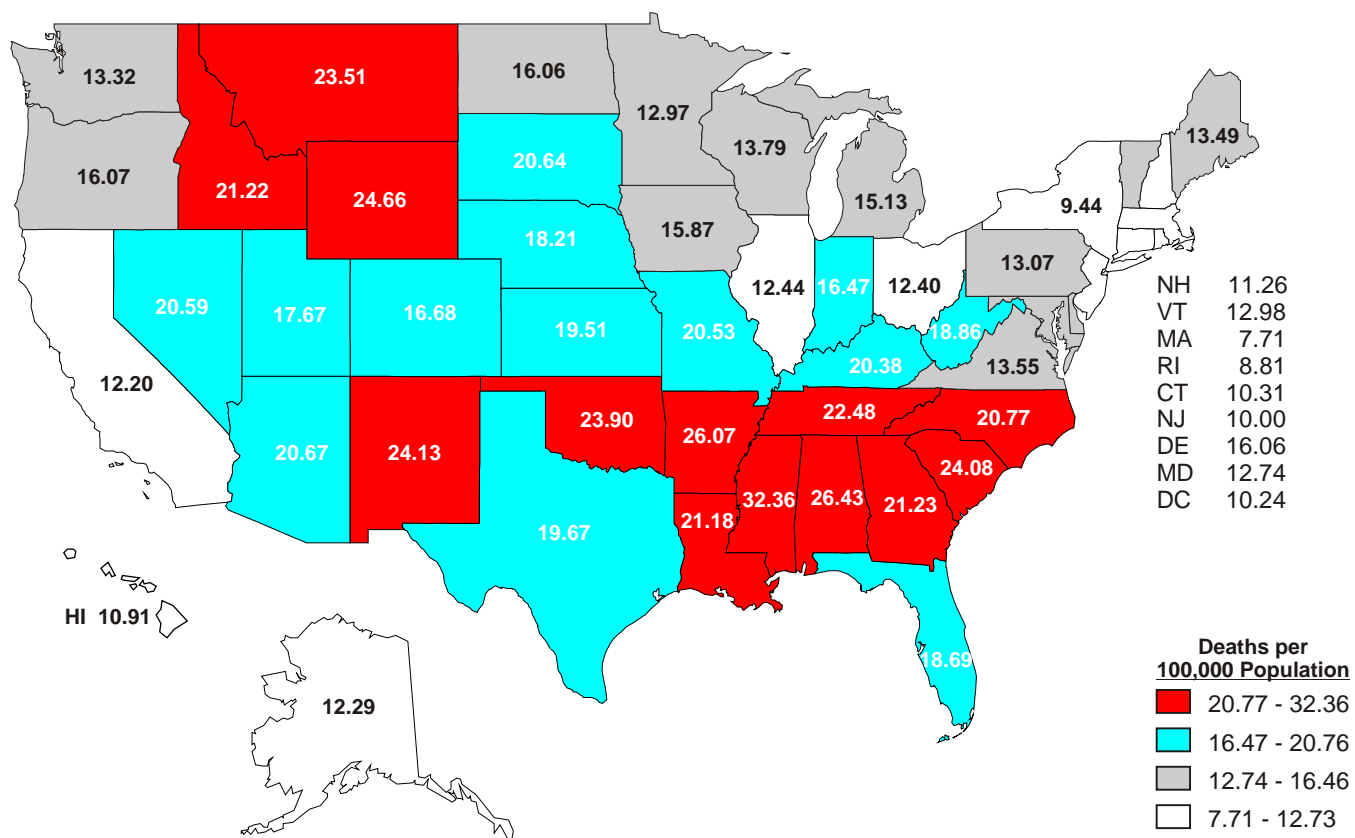
United States Homicide and Legal Intervention

<u>Cause</u>	<u>Deaths</u>	<u>Percent</u>
Firearm	39,951	67.6%
Cut/Pierce	6,955	11.8%
Suffocation	2,147	3.6%
Other Causes	<u>10,036</u>	<u>17.0%</u>
	59,089	100.0%

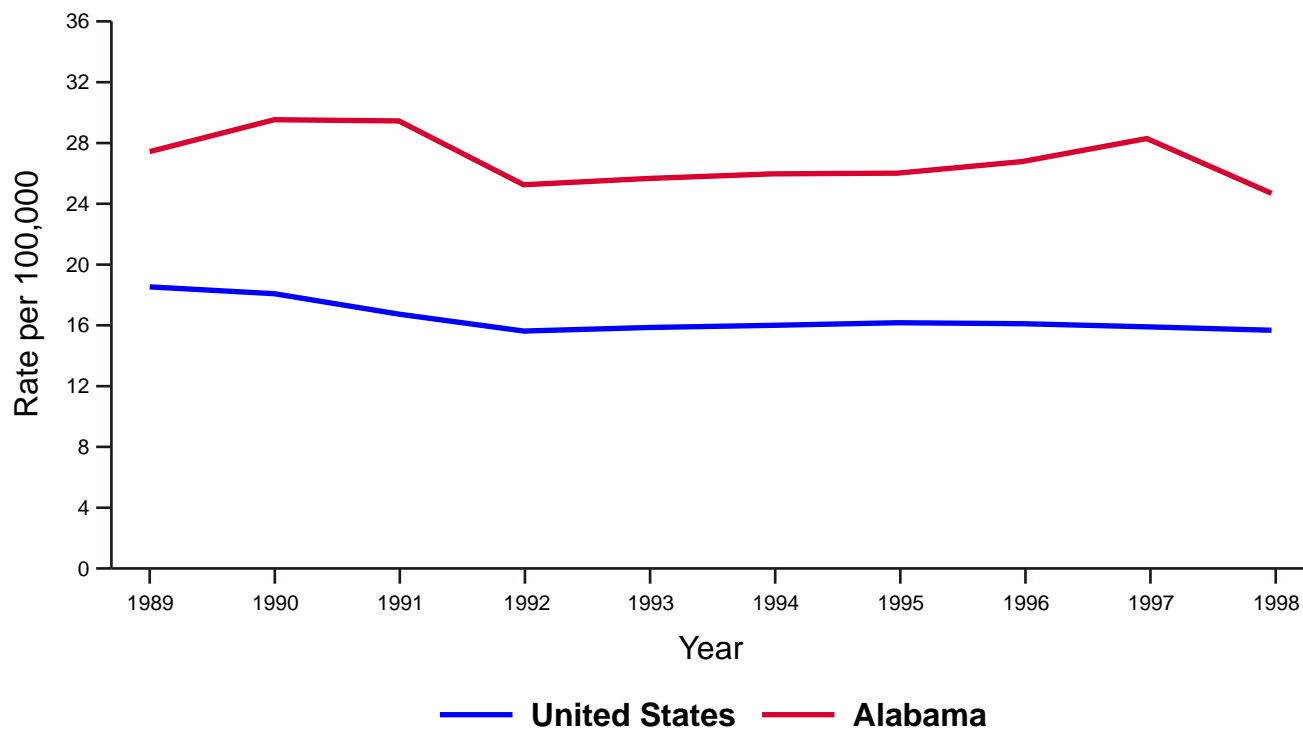
Alabama Only Homicide and Legal Intervention

<u>Cause</u>	<u>Deaths</u>	<u>Percent</u>
Firearm	1,086	72.1%
Cut/Pierce	202	13.4%
Suffocation	35	2.3%
Other Causes	<u>183</u>	<u>12.2%</u>
	1,506	100.0%

Unintentional Motor Vehicle, Traffic-Related Death Rates United States, 1996-1998



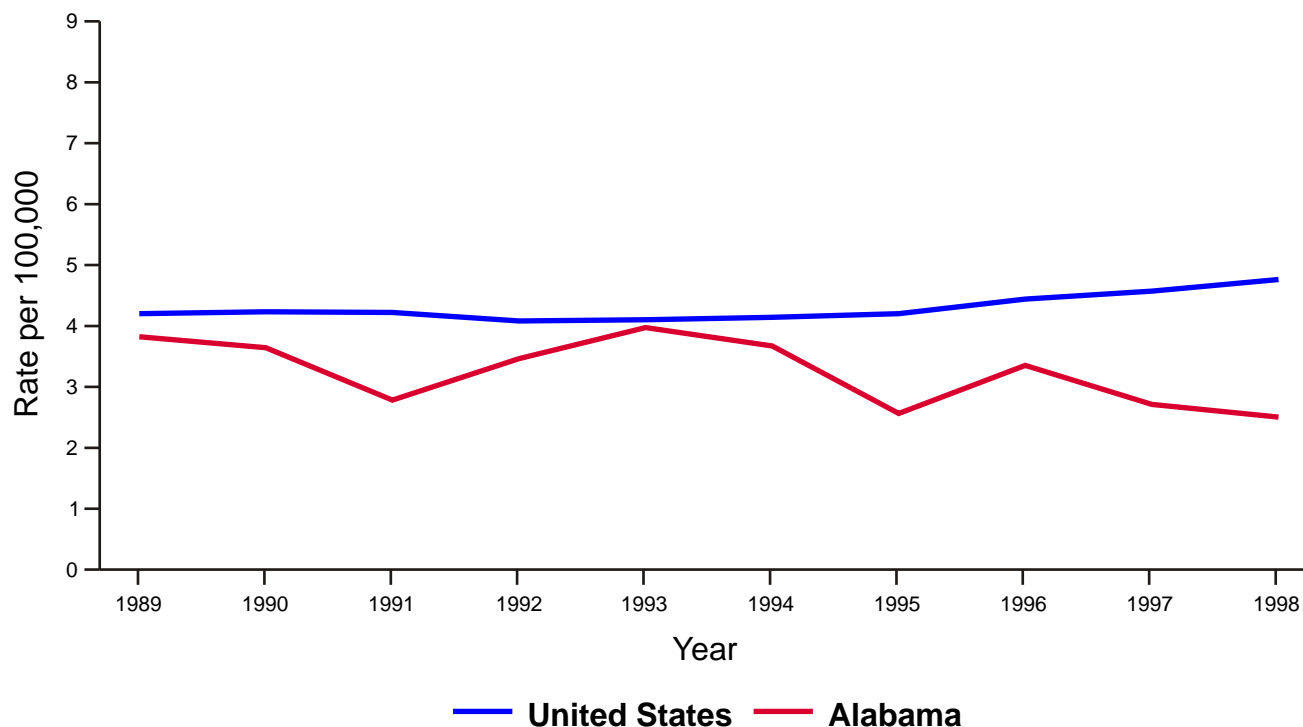
United States and Alabama 1989-1998



Unintentional Fall Death Rates United States, 1996-1998



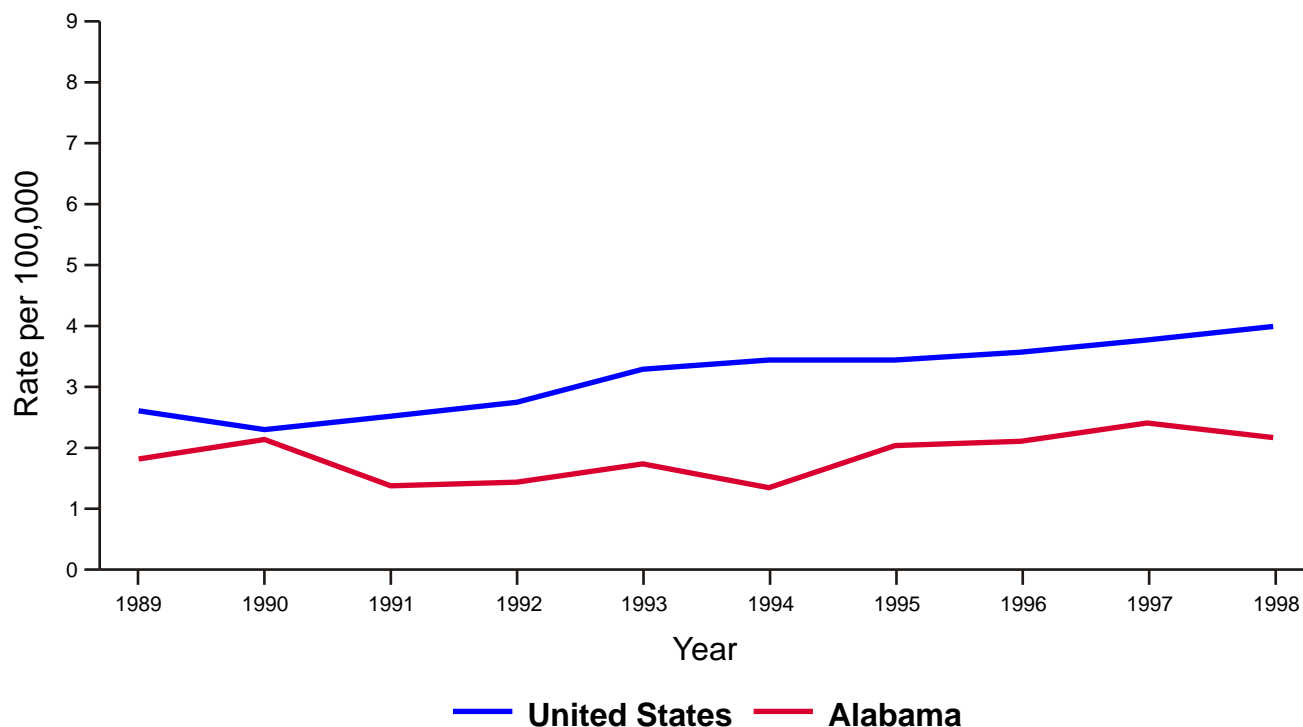
United States and Alabama 1989-1998



Unintentional Poisoning Death Rates United States, 1996-1998



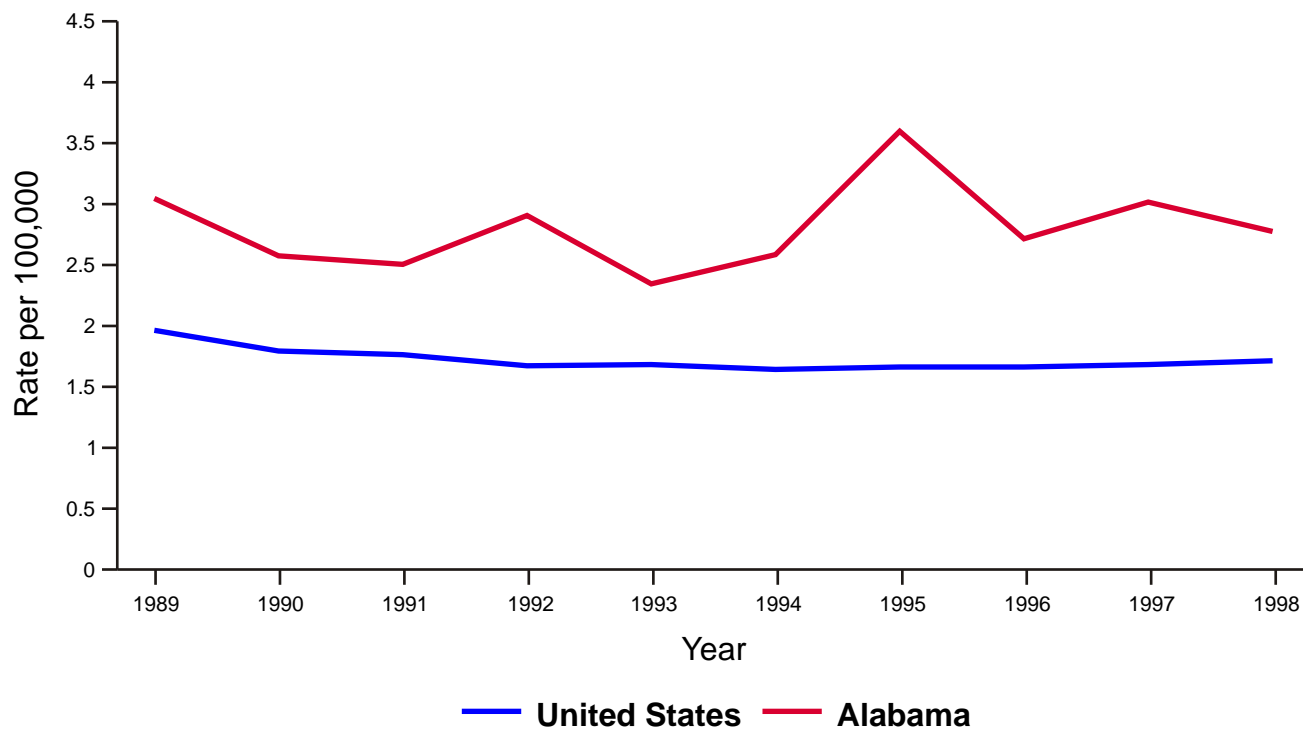
United States and Alabama 1989-1998



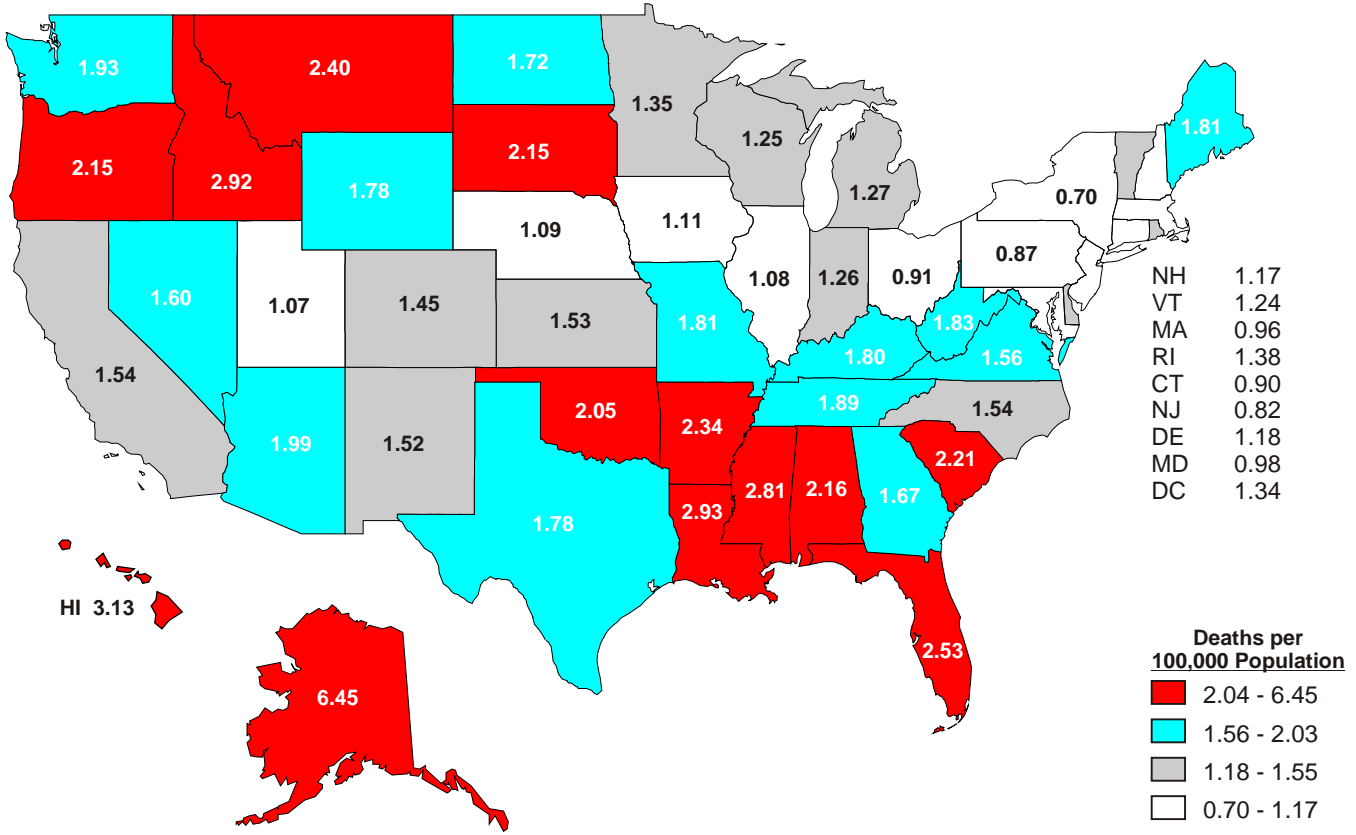
Unintentional Suffocation Death Rates United States, 1996-1998



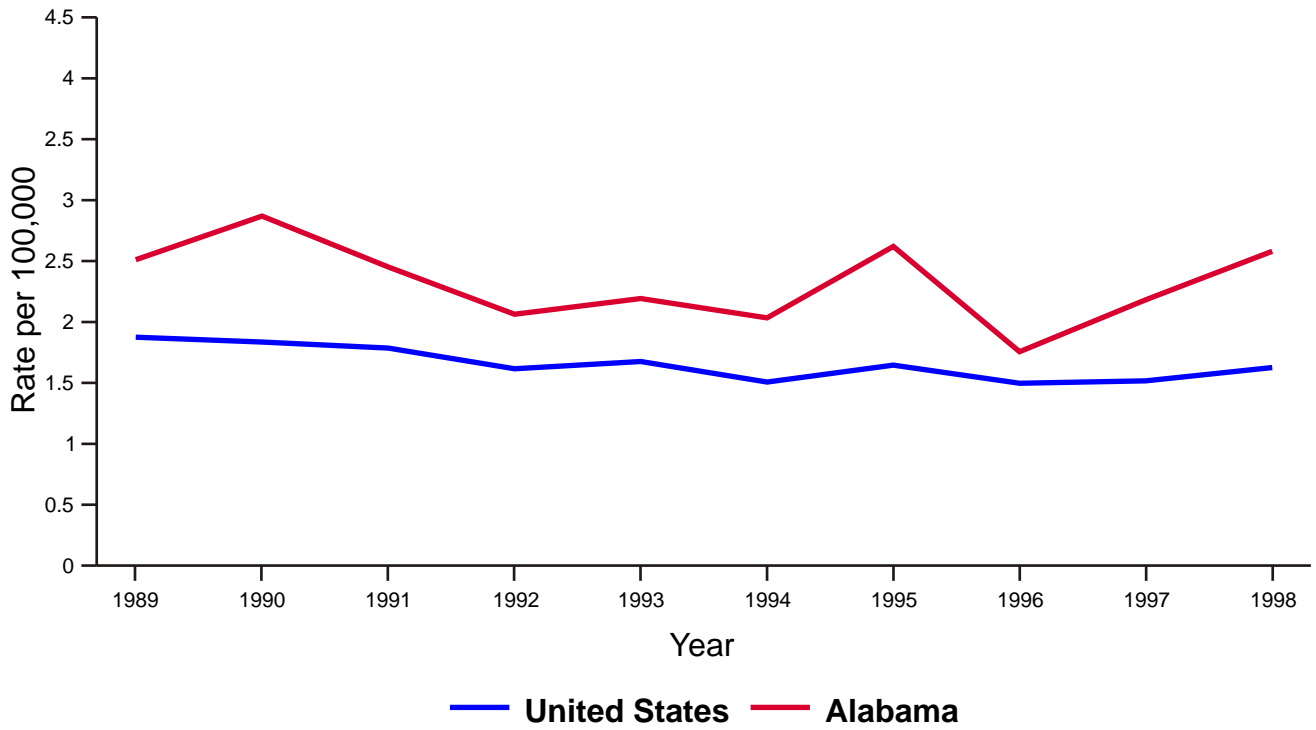
United States and Alabama 1989-1998



Unintentional Drowning Death Rates United States, 1996-1998



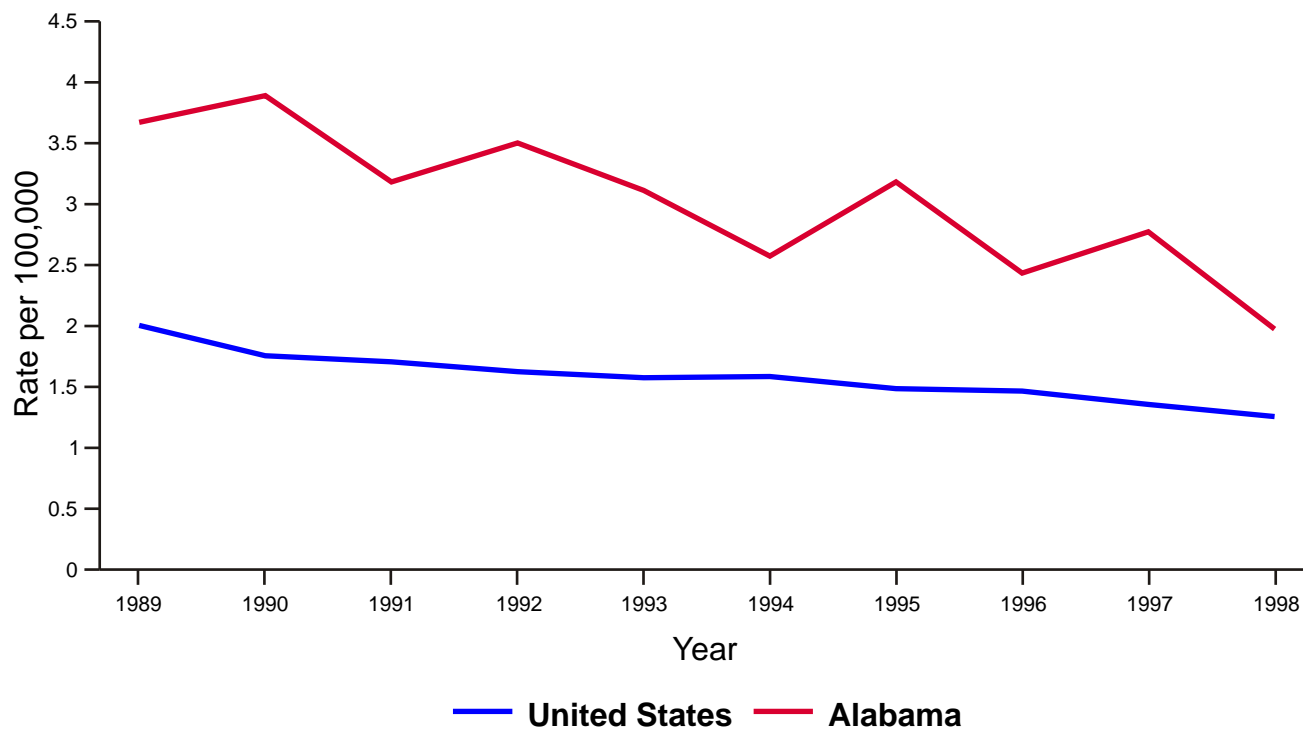
United States and Alabama 1989-1998



Unintentional Fire and Burn-Related Death Rates United States, 1996-1998



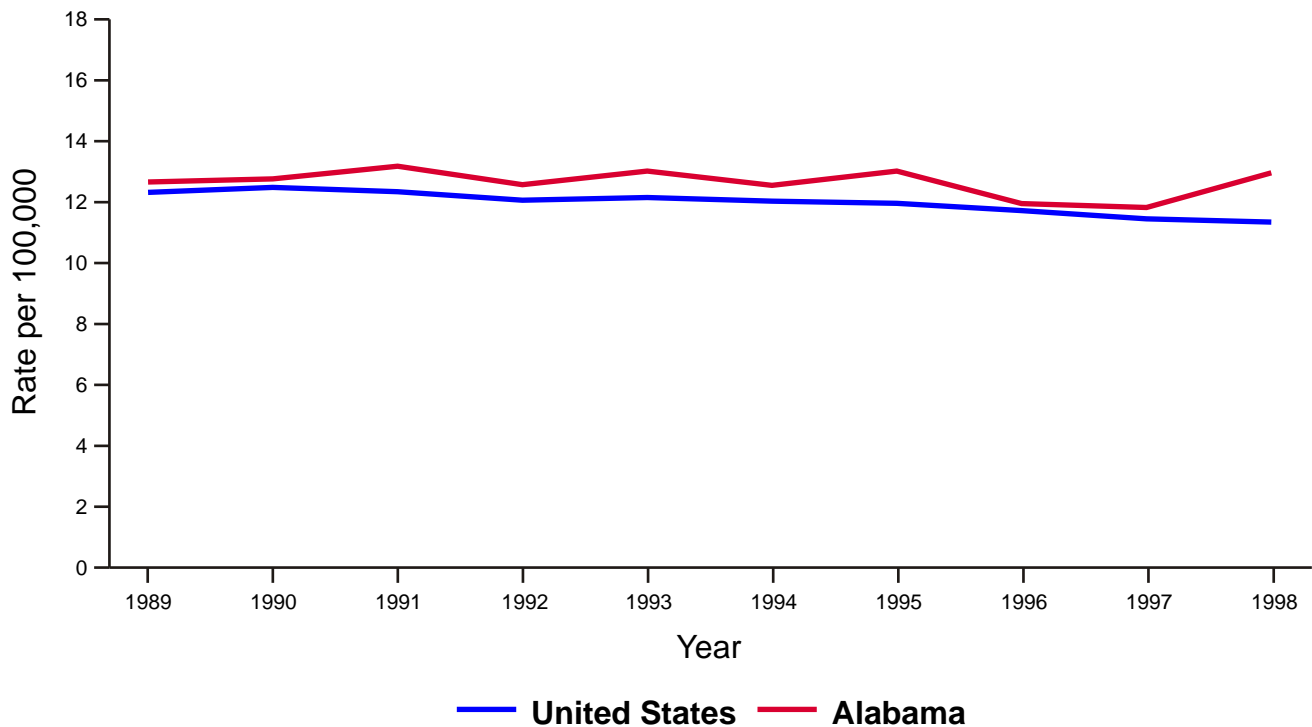
United States and Alabama 1989-1998



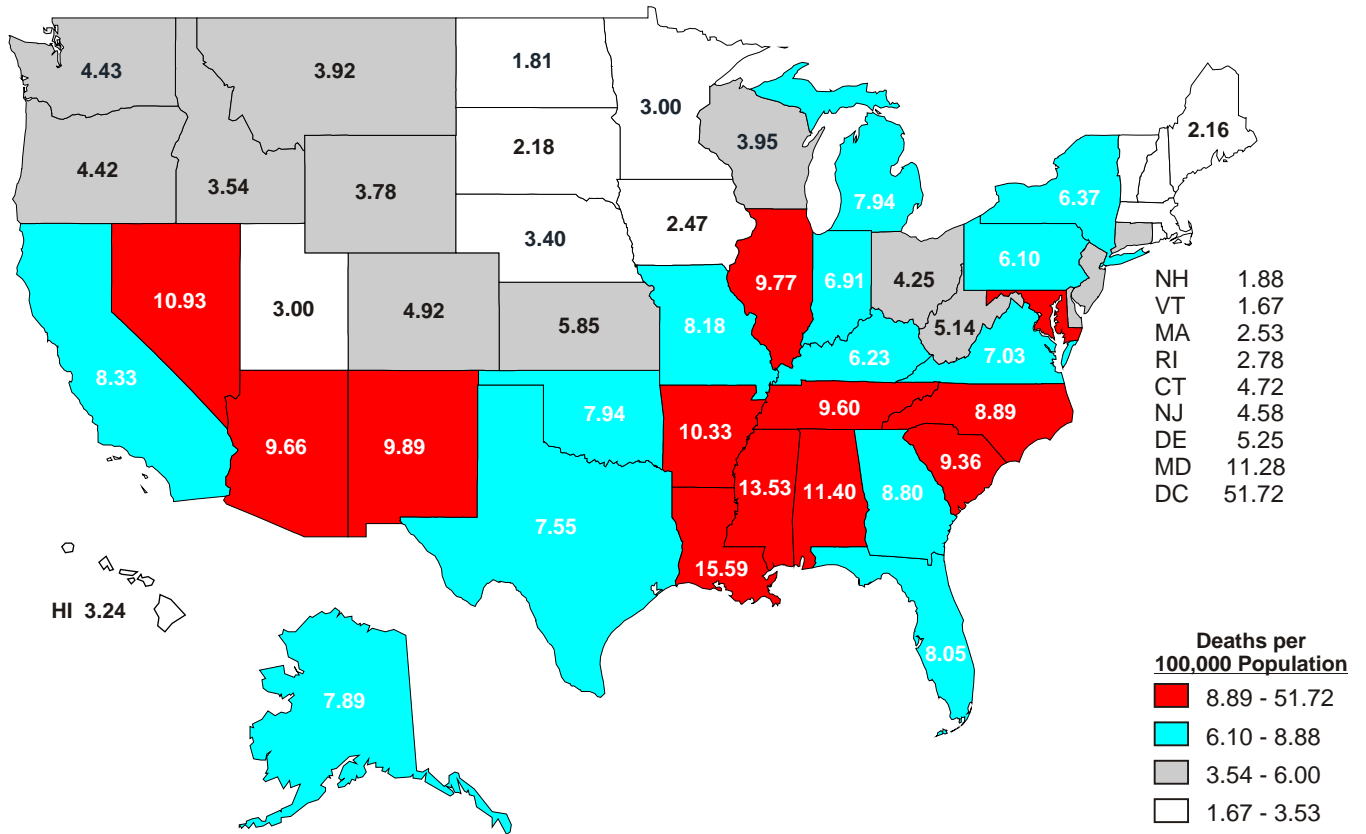
Suicide Death Rates United States, 1996-1998



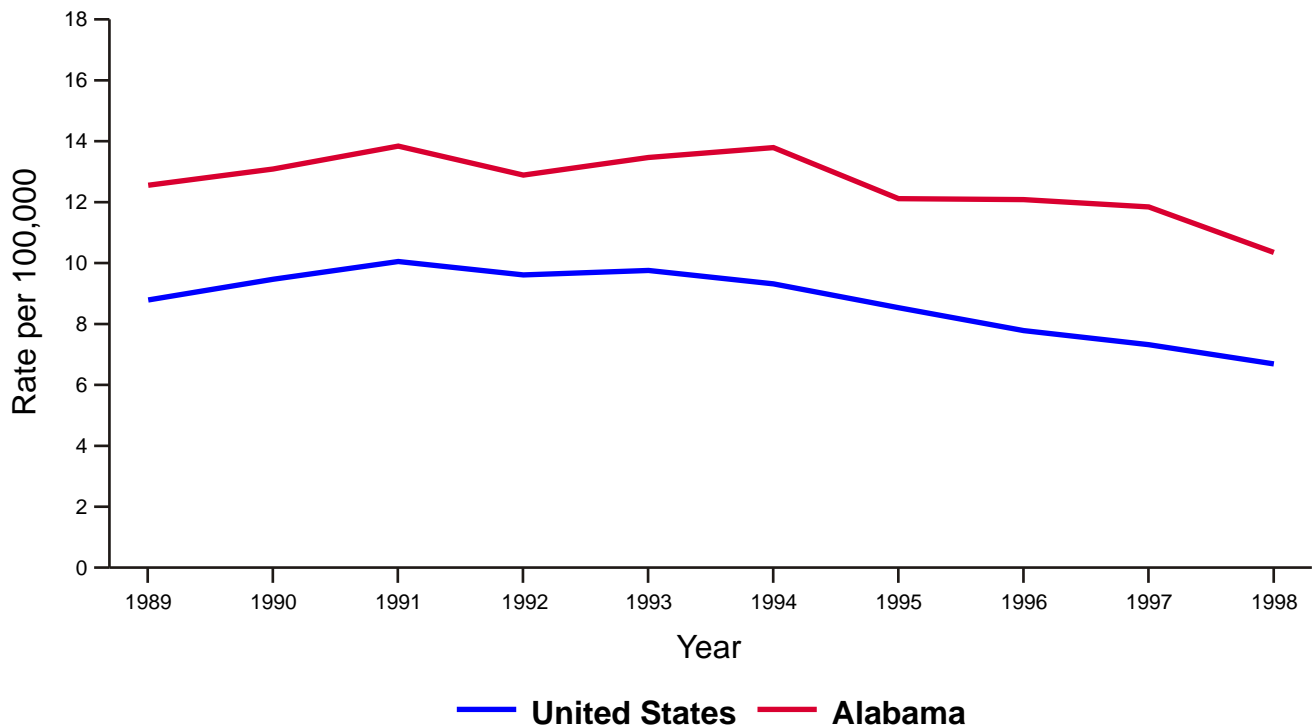
United States and Alabama 1989-1998



Homicide Death Rates United States, 1996-1998



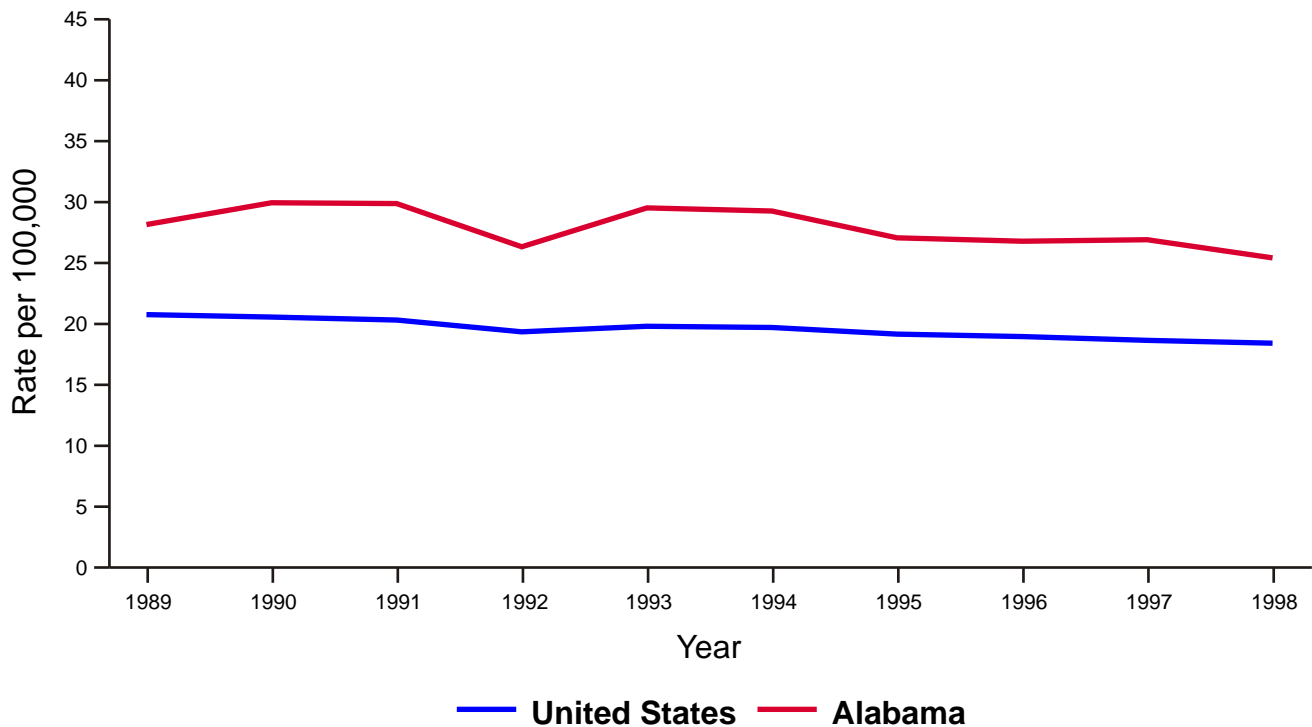
United States and Alabama 1989-1998



Traumatic Brain Injury-Related Death Rates* United States, 1996-1998



United States and Alabama 1989-1998

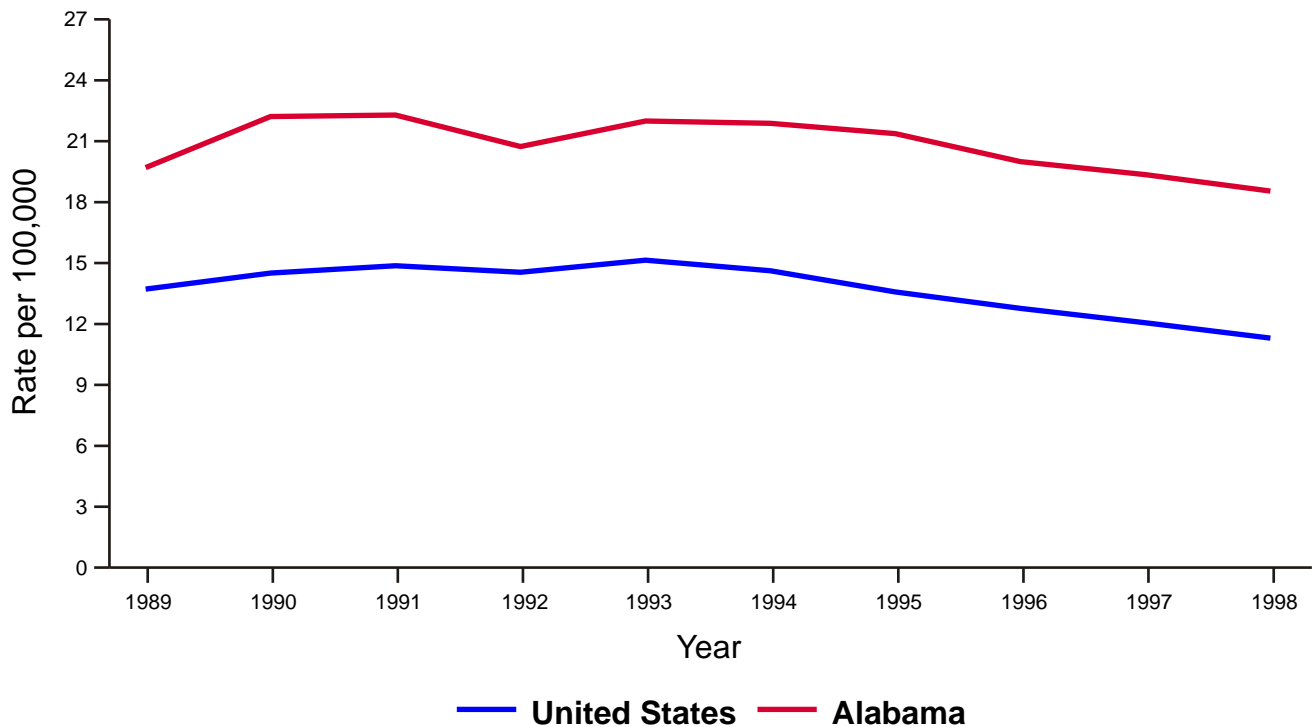


* Includes unintentional and intentional deaths from motor vehicles, firearms, falls, and other causes (of determined and undetermined intent).

Firearm-Related Death Rates United States, 1996-1998

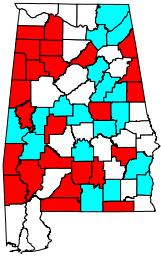


United States and Alabama 1989-1998

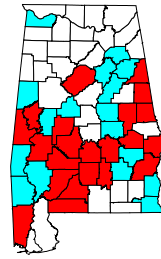


* Includes deaths from firearm suicide, firearm homicide, unintentional firearm-related deaths, and firearm-related deaths of undetermined intent.

Alabama 1989-1998



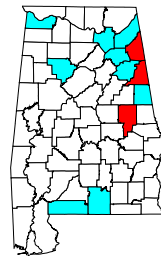
Motor Vehicle
1,141 Deaths/Year
 U.S. 16.4
 AL 26.8
 Excess Deaths/Year **435**



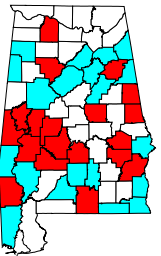
Homicides
541 Deaths/Year
 U.S. 8.7
 AL 12.6



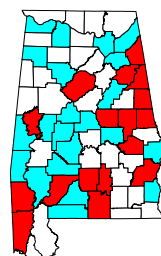
Falls
129 Deaths/Year
 U.S. 4.3
 AL 3.2



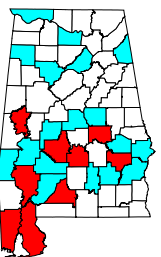
Suicides
532 Deaths/Year
 U.S. 12.0
 AL 12.7



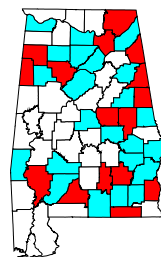
Fires/Burns
128 Deaths/Year
 U.S. 1.6
 AL 3.1
 Excess Deaths/Year **61**



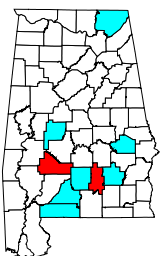
Firearms
887 Deaths/Year
 U.S. 13.7
 AL 20.8



Drownings
99 Deaths/Year
 U.S. 1.7
 AL 2.3
 Excess Deaths/Year **28**



Traumatic Brain Injury
1,058 Deaths/Year
 U.S. 18.5
 AL 25.0



Poisonings
78 Deaths/Year
 U.S. 3.2
 AL 1.9

Legend

	At or above the 90th NATIONAL percentile
	At or above the 75th but less than the 90th NATIONAL percentile

CDC-Funded Injury Control Projects

SAFER·HEALTHIER·PEOPLE™

CDC-Funded Injury Control Projects in ALABAMA

CDC's National Center for Injury Prevention and Control (NCIPC) funds five programs in Alabama to build the state's ability to keep its citizens safe. Alabama is home to one of the United States' 10 Injury Control Research Centers. New this year in Alabama is an Academic Center of Excellence on Youth Violence. Both Centers are housed at the University of Alabama, Birmingham.

Injury Control Research Centers

Injury Control Research Center at University of Alabama, Birmingham

Injury Control Research Centers conduct research in the three core phases of injury control — prevention, acute care, and rehabilitation — and serve as training and information centers. ICRC research is interdisciplinary, incorporating medicine, engineering, epidemiology, law, and criminal justice, behavioral and social sciences, biostatistics, public health, and biomechanics. The UAB ICRC focuses on rehabilitation of the catastrophically injured. This Center seeks to significantly reduce injury-related morbidity, mortality, and disability in the southeastern United States. The Center collaborates with public health and safety groups to increase Alabama's injury control capacity.

Primary Activities

- 1) improving practices and processes to help the injured achieve maximum potential;
- 2) stimulating UAB faculty development in rehabilitation, primary prevention, acute care, biomechanics, and epidemiology;
- 3) training health care workers, injury practitioners, scientists, and students in the discipline of injury control;
- 4) providing technical assistance and disseminating information to support the nation's injury control agenda;
- 5) promoting explicit injury control initiatives that target high-risk populations.

(University of Alabama at Birmingham)

National Academic Centers of Excellence

National Academic Centers of Excellence on Youth Violence

The University of Alabama at Birmingham is one of 10 centers created in October 2000 to link university-based research into violence with community programs to address youth violence. UAB is one of five "comprehensive" centers charged with building the scientific infrastructure needed to support development and application of effective youth violence interventions. *(University of Alabama at Birmingham)*

Core Injury Programs

State-Based Core Injury Program Development

Alabama is one of 23 states in which CDC funding helps establish a point of coordination for injury control efforts, assess injury data and surveillance resources within the state, and develop

a state injury control plan. A core injury development program is a cooperative effort to develop or strengthen the capacity of state public health agencies to prevent and control injuries. These programs possess some combination of these features and tools:

- 1) injury prevention coordinator;
- 2) up-to-date profile of injuries within the state from existing data sources;
- 3) advisory structure to facilitate collaboration with public and private sector groups;
- 4) relationships with organizations, agencies, and individuals interested or experienced in injury prevention or control; and
- 5) a current plan for injury prevention and control based on the state's priorities.

The Alabama Health Department is looking to reduce unintentional injuries in Alabama by establishing a statewide injury surveillance program and developing an injury prevention plan. (*Alabama Department of Public Health*)

Intentional Injury

Rape Prevention and Education

A nationwide grant program providing resources to states for rape prevention and education programs conducted by rape crisis centers, State sexual assault coalitions, and other public and private nonprofit entities for:

- 1) educational seminars;
- 2) operation of hotlines;
- 3) training programs for professionals;
- 4) preparation of informational material;
- 5) education and training programs for students and campus personnel designed to reduce the incidence of sexual assault at colleges and universities;
- 6) education and training to increase awareness about drugs to facilitate rapes or sexual assaults; and
- 7) other efforts to increase awareness about, or to help prevent, sexual assault, including efforts to increase awareness in underserved communities and awareness among individuals with disabilities.

(*Alabama Department of Public Health*)

Unintentional Injury

Prevention of Fire-Related Injuries

This program aims to ensure that all Alabama households have access to smoke alarms and receive education about properly installing, using, and maintaining them, and about home evacuation plans. (*Alabama Department of Public Health*)

Notes

Notes