

# The San Diego Serial Inebriate Program (SIP)

**James Dunford, MD**  
**City of San Diego EMS Medical Director**  
**Professor, Emergency Medicine**  
**University of California, San Diego**

# City of San Diego

**334 Square Miles**

**Population 1.5 Million**



# Medical Director duties

- **Set high standards**
- **Assure excellent care**
- **Foster vital research**
- **Save lives**
- **Cure homelessness**







Friday, 5PM



# Friday, 10PM



# Friday, 11PM





Saturday, 5PM



# “Million-Dollar Murray”



**Malcolm Gladwell**

# The Revolving Door

**Detox**



**Hospital**

**Jail**



# **Impact of 15 Individuals** **(July 1997 – December 1998)**

- **15 chronic inebriates**
- **2 urban hospitals**
- **417 Emergency Department visits**

**\$1,476,000**

# Serial Inebriate Program









# SIP Partners

**San Diego EMS**

**Mental Health Systems, Inc.**

**San Diego Sheriff's Department**

**County Alcohol and Drug Services**

**San Diego City Attorney**

**Office of the Public Defender**

**Superior Courts**

**St. Vincent de Paul Village**



# Goals

- **Stop or slow the revolving door**
- **Provide treatment**
- **Increase quality of life**



# Strategy

- **Convict on criminal charge 647(f)PC**
- **Provide treatment in lieu of custody**
- **Small group housing**
- **Case manage**
- **Negative reporting**





# Mental Health Systems, Inc.



# Funding

- **2001-2003**
  - **County Alcohol & Tobacco Settlement**
    - \$400,000 total
- **2003 - present**
  - **City - housing**
    - \$80,000/yr
  - **County - treatment**
    - \$120,000/yr

# Impact of SIP



**James V. Dunford, MD**  
**Gary Vilke, MD**  
**Ted Chan, MD**  
**Dept. of Emergency Medicine**  
**University of California, San Diego**

**Edward M. Castillo, PhD, MPH**  
**Suzanne Lindsay, Ph.D.**  
**Institute for Public Health**  
**San Diego State University**

**Impact of the San Diego Serial Inebriate Program on use of  
emergency medical resources. *Ann Emerg Med.* 2006;47:328**



# Methods

- Retrospective review of EMS, ED and in-patient records
- January 2000 – December 2003
- 2 urban hospitals
- Impact of SIP on utilization of resources



# Demographics

<b>Age</b>	<b>n = 529</b>
<b>≤ 50</b>	<b>73%</b>
<b>Gender</b>	
<b>Male</b>	<b>92%</b>
<b>Race/Ethnicity</b>	
<b>White</b>	<b>75%</b>

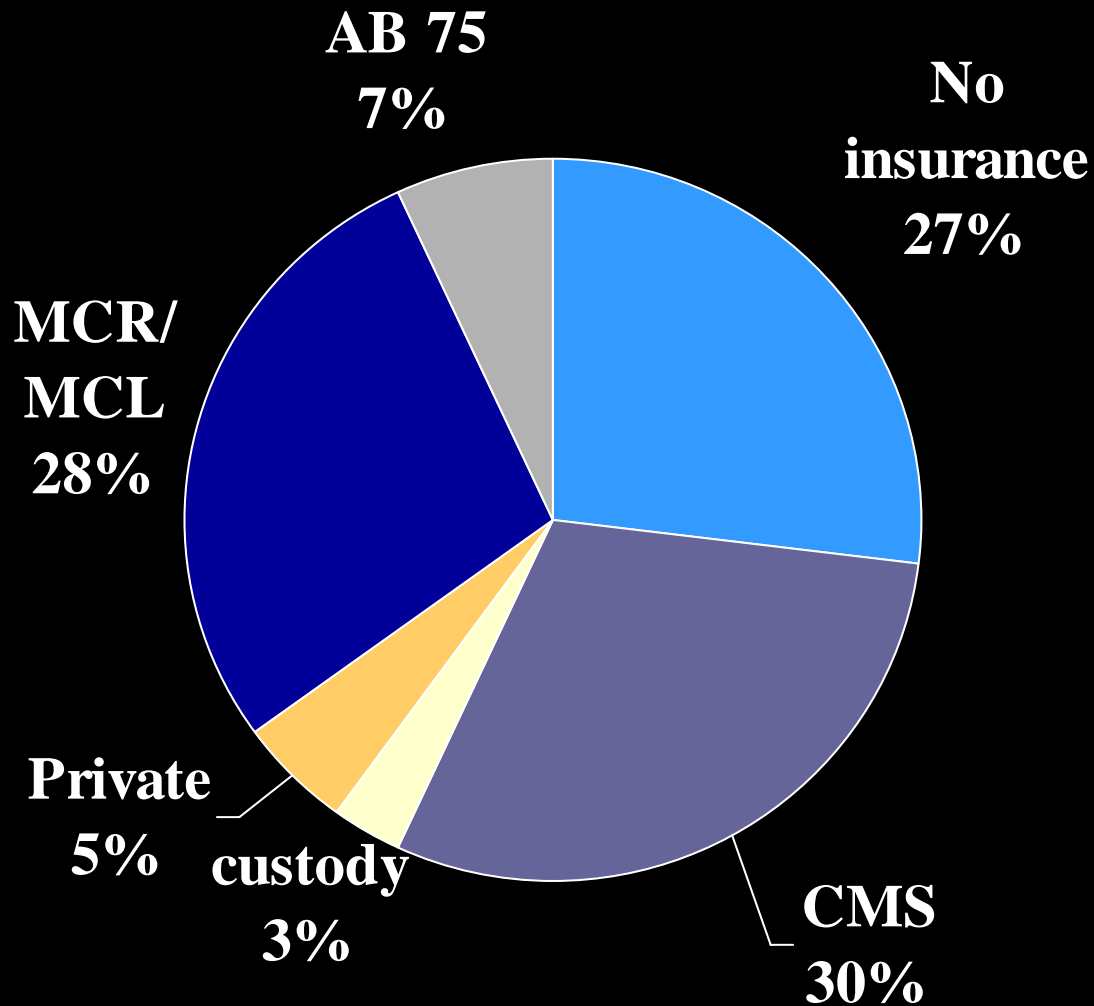
# Resource utilization

	Total	Range
<b>Paramedic Transports</b>	<b>2,335</b>	<b>1-52</b>
ED Visits	3,318	1-100
<b>Hospital Admits</b>	<b>652</b>	<b>1-21</b>
Length of Stay (d)	3,361	0-181

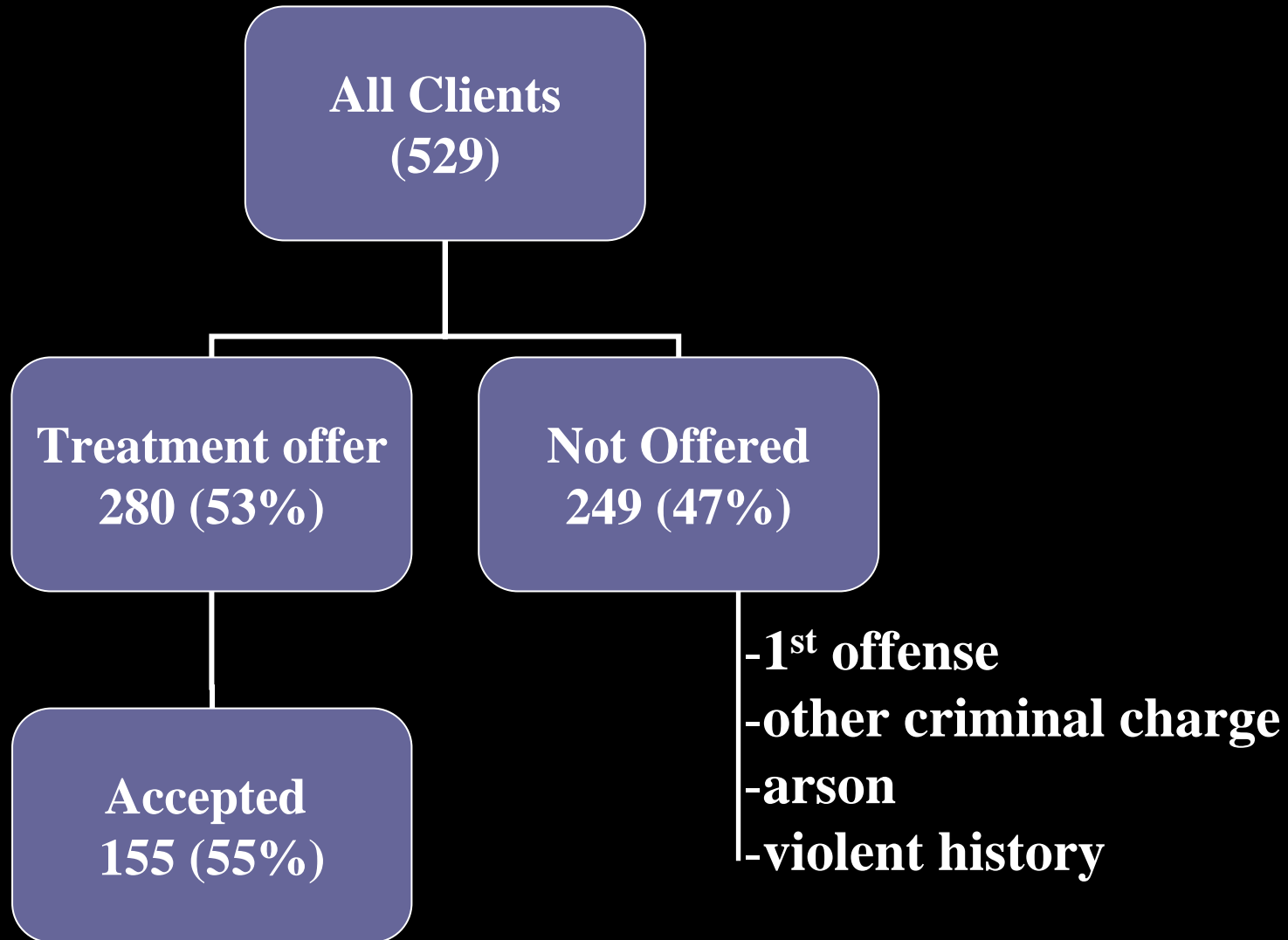
# Medical expenses

	Charges	Payment	%
<b>EMS</b>	<b>\$1,276,977</b>	<b>\$176,725</b>	<b>13.8</b>
<b>ED</b>	<b>\$2,530,398</b>	<b>\$389,286</b>	<b>15.4</b>
<b>In-pt.</b>	<b>\$13,939,910</b>	<b>\$2,742,850</b>	<b>19.7</b>
<b>Total</b>	<b>\$17,747,245</b>	<b>\$3,308,861</b>	<b>18.6</b>

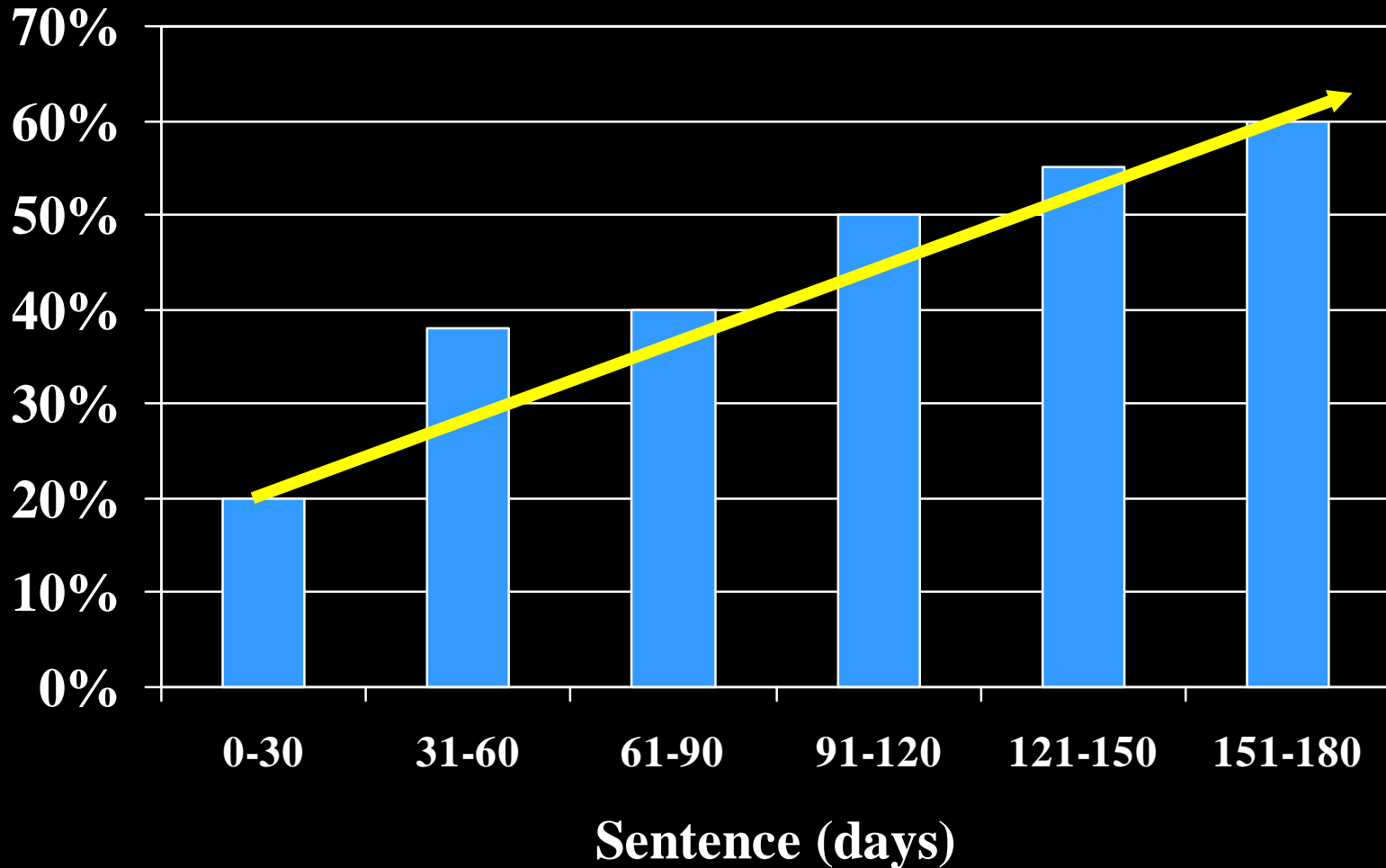
# Who got the bill?



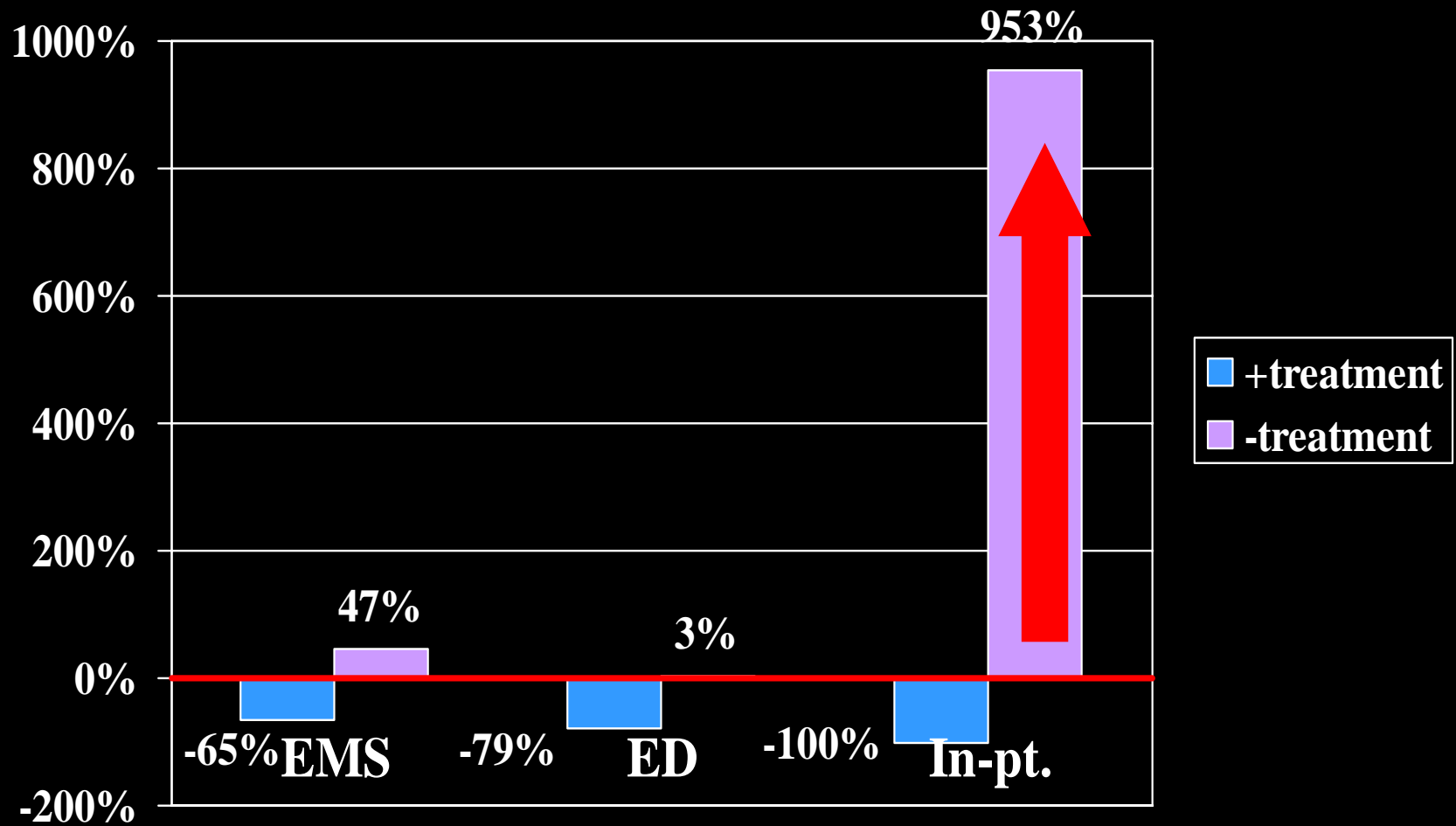
# Treatment acceptance



# Treatment acceptance vs. duration of sentence

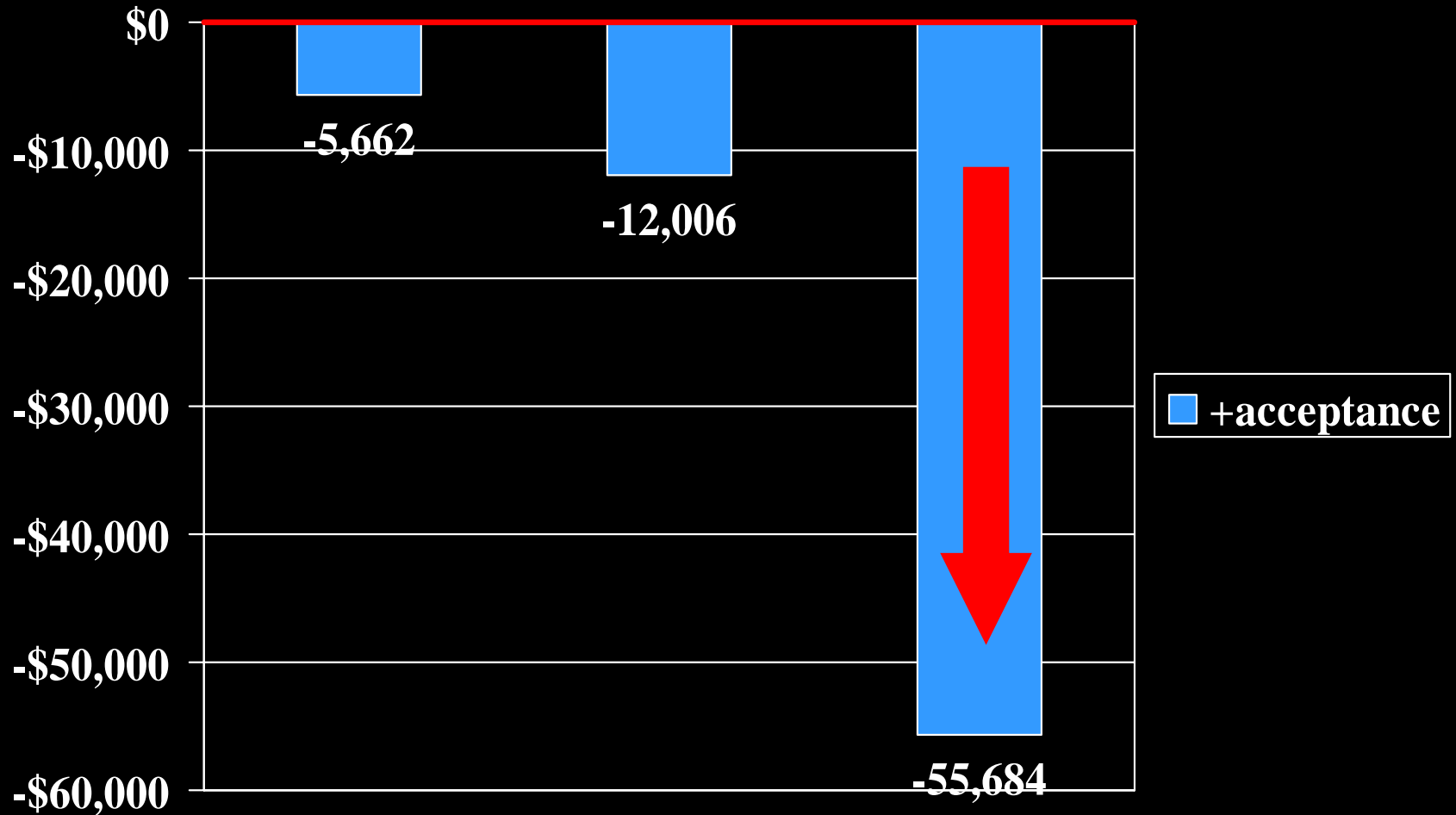


# Effect of SIP acceptance on avg. monthly medical charges





# Effect of SIP acceptance on monthly charges





**No SIP**



**SIP**



# Program expansion

- **Santa Cruz**
- **San Jose**
- **Sacramento**
- **Las Vegas**
- **Seattle**
- **San Francisco**



An aerial photograph of the San Diego coastline, showing the city lights and the ocean. The image is tinted with a blue color. Overlaid on the bottom right of the image is contact information in yellow and red text.

[jdunford@ucsd.edu](mailto:jdunford@ucsd.edu)

619-533-4359

*San Diego*

C A L I F O R N I A