



FEMA

**Public Assistance
Mississippi**

April 3, 2009

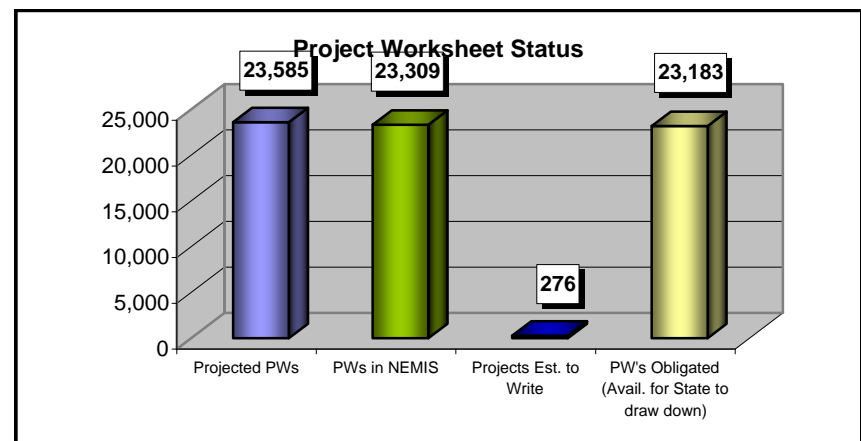
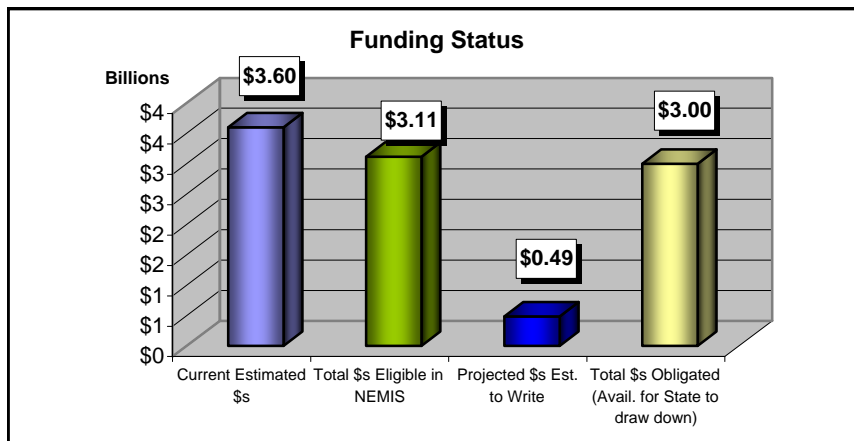
Global Report

Summary of PA Funding and Project Worksheet Data

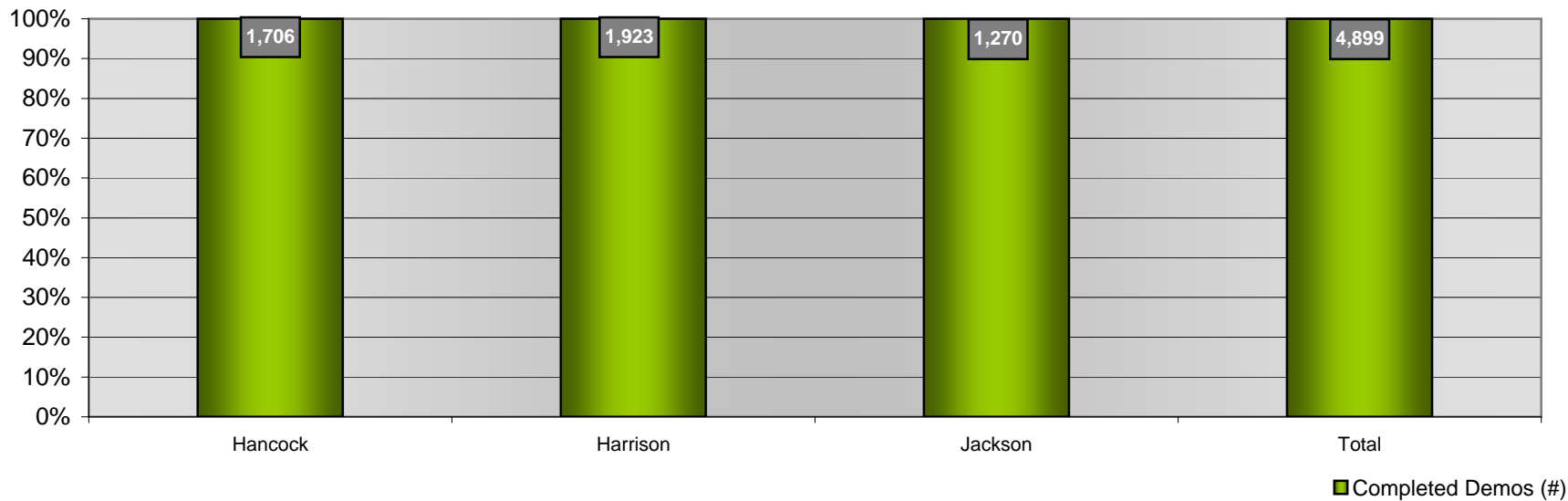
- Katrina Summary
- Katrina Debris Summary
- State Payout Summary
- Public Assistance Funding Flow/State Funding Disbursement
- Obligated Project Worksheets

Public Assistance Project Worksheets (PWs) and Dollars Katrina Summary

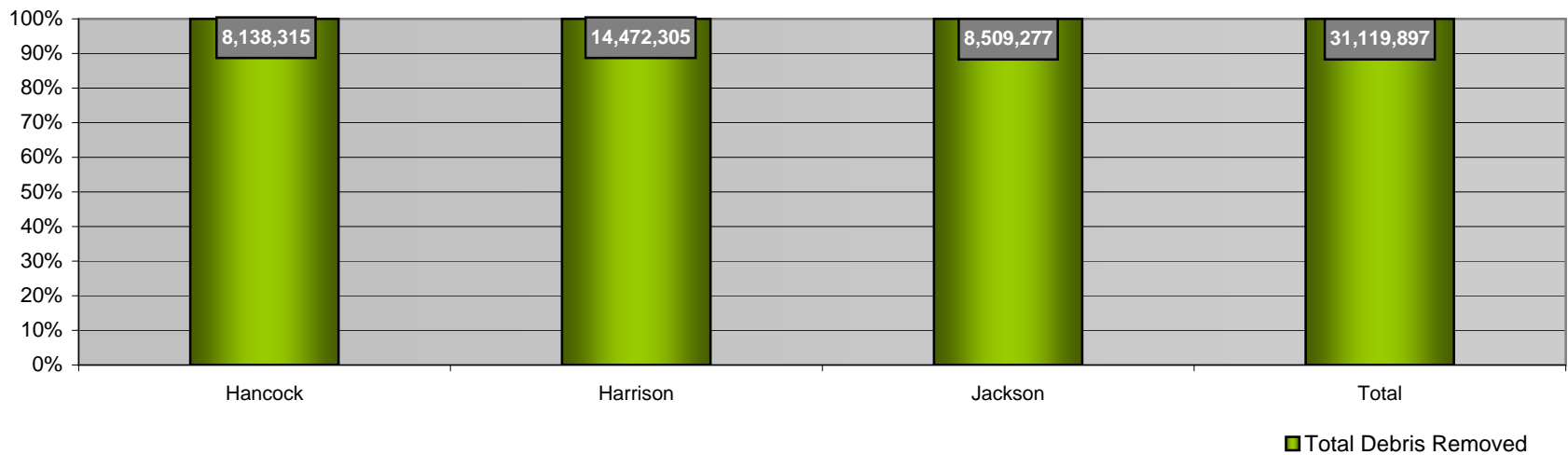
Project Worksheets (PWs)/ Dollars (\$s) Summary	Katrina	Changes Since Last Report
Projected PWs	23,585	310
PWs in NEMIS	23,309	35
Projects Est. to Write	276	275
PW's Obligated (Avail. for State to draw down)	23,183	1%
% PWs Obligated (of Projected)	98%	No Change
% PWs Obligated (in NEMIS)	99%	No Change
Current Estimated \$s	\$3,598,617,886	No Change
Total \$s Eligible in NEMIS	\$3,113,043,364	\$2,472,979
Projected \$s Est. to Write	\$485,574,522	-\$2,472,979
Total \$s Obligated (Avail. for State to draw down)	\$2,999,481,057	\$41,386,055
% \$s Obligated (of Estimated)	83%	No Change
% \$s Obligated (in NEMIS)	96%	No Change



Demolitions Completed



Total Cubic Yards of Debris Removed



State Payout Summary, 04/01/2009

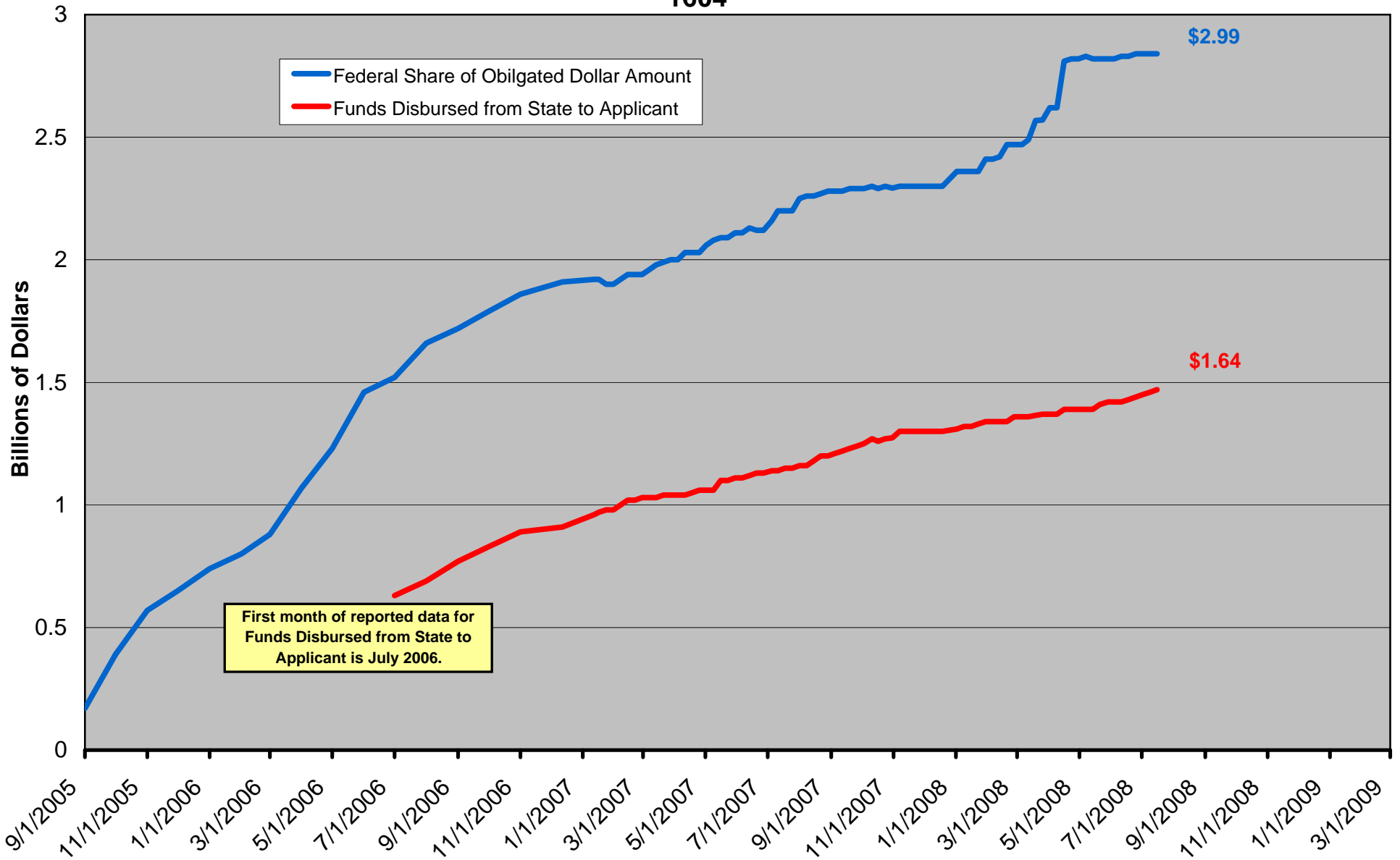
1604 Summary of Funds Obligated by FEMA to the State and Paid Out by the State to Applicants
By Category of Work and By High Priority Counties

Type of Work	FEMA Obligated Funds Paid to the State	State Payout (Paid to Applicants)	% Obligated Funds Paid Out By State
Emergency Work (Cat A & B)	\$1,095,161,722	\$1,071,632,700	98%
Permanent Work (Cat C-G)	\$1,748,244,193	\$574,823,371	33%
Admin Costs	\$156,075,142	N/A	N/A
SUM:	\$2,999,481,057	\$1,646,456,071	55%

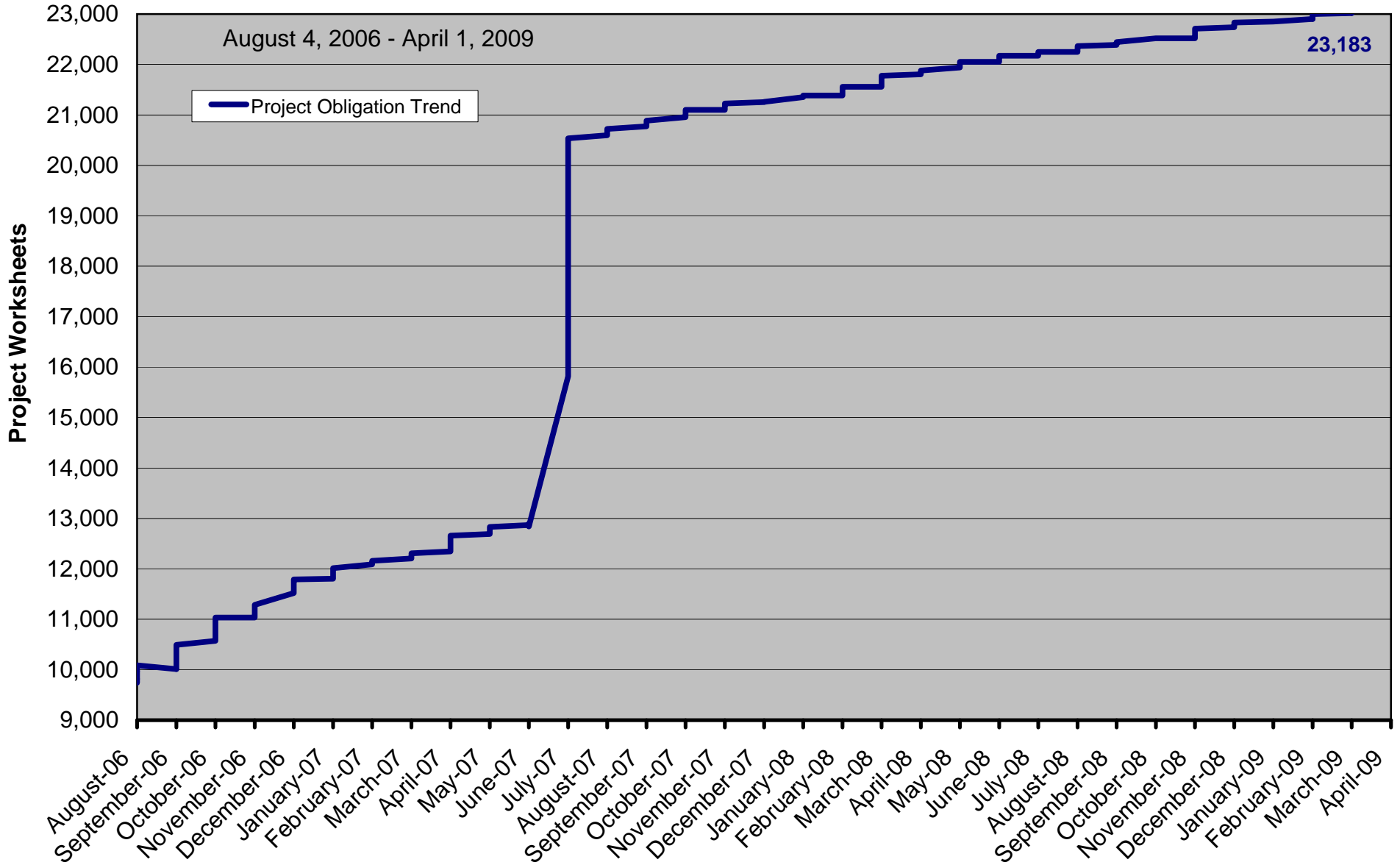
High Priority Counties	FEMA Obligated Funds Paid to the State	State Payout (Paid to Applicants)	% Obligated Funds Paid Out By State
Hancock	\$474,221,760	\$265,721,697	56%
Harrison	\$1,133,907,935	\$431,305,148	38%
Jackson	\$244,385,595	\$134,415,429	55%

Description of Damage Category Codes	
Emergency Work	Permanent Work
Category A: Debris Removal	Category C: Roads & Bridges
Category B: Emergency Protective Measures	Category D: Water Control Facilities
	Category E: Public Buildings
	Category F: Public Utilities
	Category G: Recreational or Other

Public Assistance Funding Flow vs. State Funding Disbursement 1604



Obligated Project Worksheets 1604



Data Source: NEMIS
Date Gathered: 04/01/2009

Mississippi
Biloxi TRO, [
[JM/7]