



### 5.1 Fuel prices in Africa

- *Retail fuel prices in Africa*
- *Comparison of retail fuel prices in Africa*
- *Time Series of retail fuel prices in Africa*
- *Detailed time series of fuel prices in Africa*

**The full version of "International Fuel Prices 2007" has been broken into 2 sections for easier download:**

**Section 1:**

- Executive summary of results
- Enhancing energy efficiency in the transport sector
- The cost of promoting biofuels
- Fuel taxes and the financing of road infrastructure

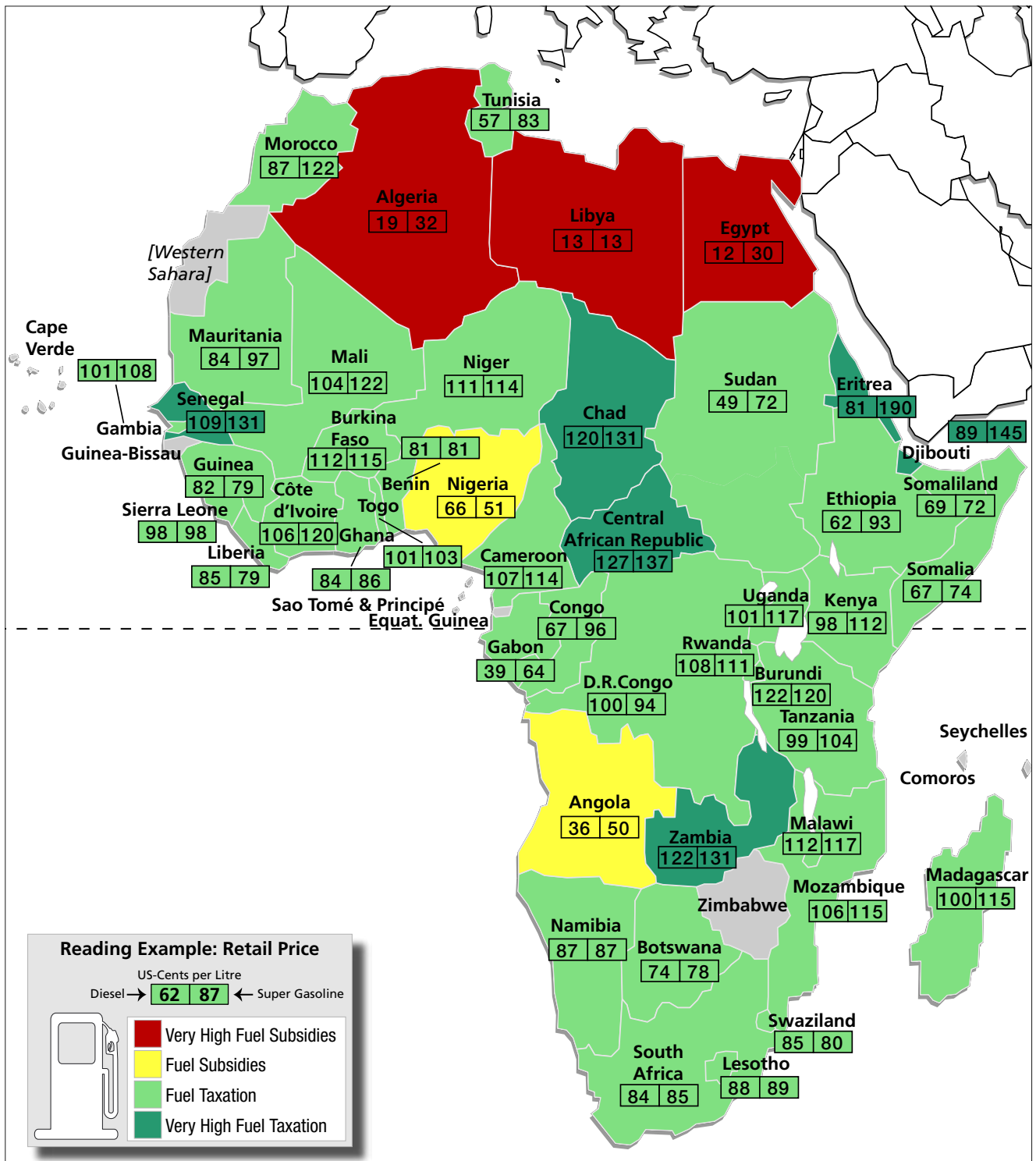
**Section 2:**

- Fuel Prices by continent

**These sections as well as the full document are available on <http://www.gtz.de/fuelprices>**

## 5.1.1 Retail fuel prices in Africa

as of November 2006 (in US cents/Litre)



### Fuel Taxation Category 1: Very high Fuel Subsidies

The retail price of fuel (average of Diesel and Super Gasoline) is below the price for crude oil on world market.

### Fuel Taxation Category 2: Fuel Subsidies

The retail price of fuel is above the price for crude oil on world market and below the price level of the United States.

Note: The fuel prices of the United States are aver. cost-covering retail prices incl. industry margin, VAT and incl. approx. US cents 10 for the two road funds (federal and state). This fuel price being without other specific fuel taxes may be considered as the international minimum benchmark for a non-subsidised road transport policy.

### Fuel Taxation Category 3: Fuel Taxation

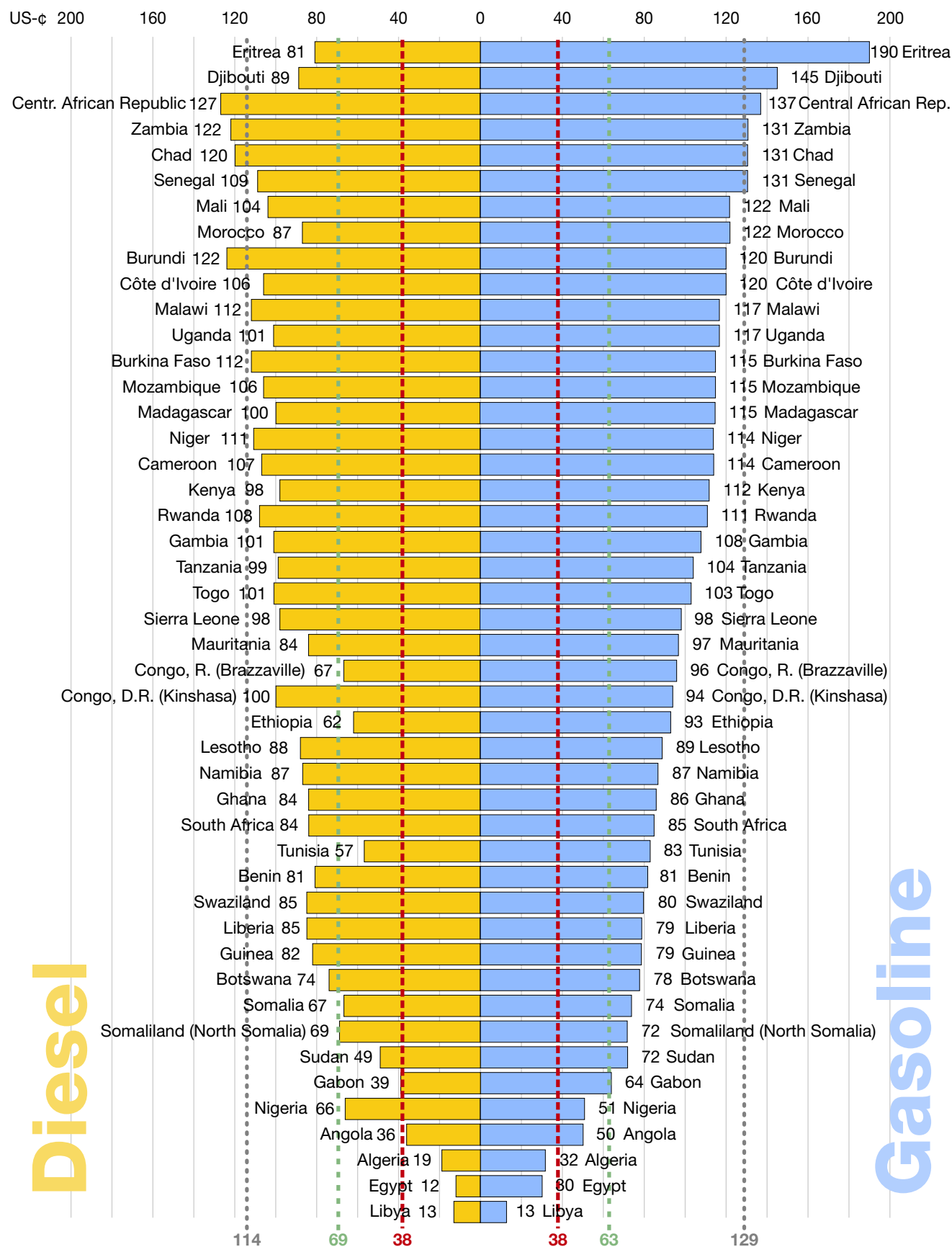
The retail price of fuel is above the price level of the United States and below the price level of Luxembourg.

Note: The fuel prices in Luxembourg reflect an orientation level in the European Union. Prices in EU countries are subject to VAT, a EU-imposed minimum taxation of €0.287 (37 US cents) per litre on unleaded gasoline and €0.245 (31 US cents) per litre on diesel fuel as well as other country-specific duties and taxes.

### Fuel Taxation Category 4: Very high Fuel Taxation

The retail price of fuel is above the price level of Luxembourg.

## 5.1.2 Comparison of retail fuel prices in Africa as of November 2006 (in US cents/litre)



— **Grey Benchmark Line** = Retail Fuel Prices of LUXEMBOURG = Orientation Level in European Union. In accordance with EU Directive 92/82, the member states of the EU are obliged to impose minimum taxation of €0.287 (37 US cents) per litre on unleaded gasoline and €0.245 (31 US cents) per litre on diesel fuel. Furthermore, petroleum products are subject to regular value-added tax.

— **Green Benchmark Line** = Retail Fuel Prices in the UNITED STATES = aver. Cost-Covering Retail Prices incl. Industry Margin, VAT and incl. approx. US cents 10 for the 2 Road Funds (Federal and State). This Fuel Price being without other Specific Fuel Taxes may be considered as the International Minimum Benchmark for a non-subsidised Road Transport Policy.

— **Red Benchmark Line** = CRUDE OIL Prices on World Market ("Brent" at Rotterdam).

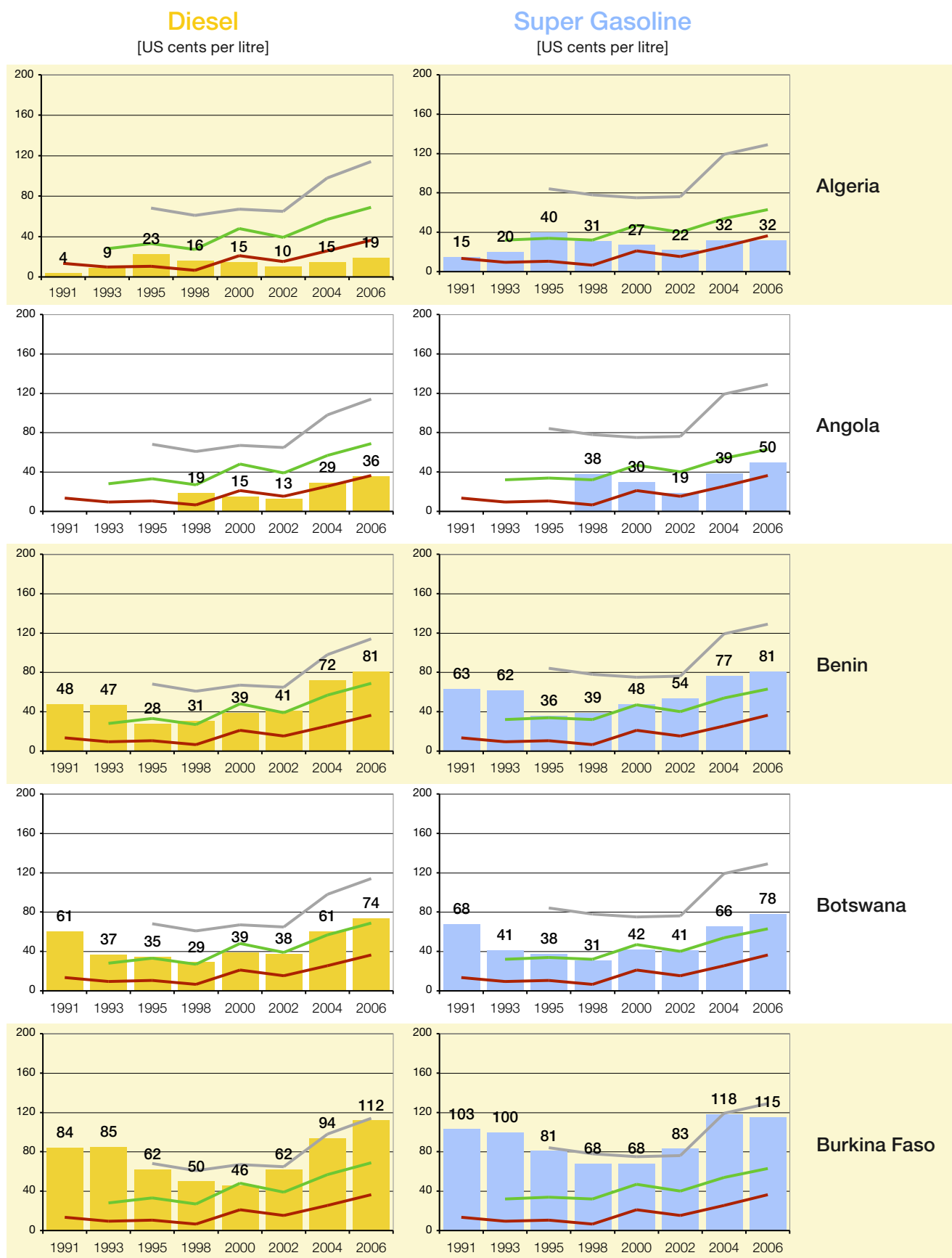
### 5.1.3 Time Series of retail fuel prices in Africa in US cent per litre (last survey 15–17 November 2006)

Country	Diesel [US cents/Litre]								Super Gasoline [US cents/Litre]								
	1991	1993	1995	1998	2000	2002	2004	2006	1991	1993	1995	1998	2000	2002	2004	2006	
Algeria	4	9	23	16	15	10	15	19	15	20	40	31	27	22	32	32	
Angola				19	15	13	29	36				38	30	19	39	50	
Benin	48	47	28	31	39	41	72	81	63	62	36	39	48	54	77	81	
Botswana	61	37	35	29	39	38	61	74	68	41	38	31	42	41	66	78	
Burkina Faso	84	85	62	50	46	62	94	112	103	100	81	68	68	83	118	115	
Burundi	61	54	48	66	71	54	108	122	63	59	52	72	101	58	104	120	
Cameroon	58	58	50	48	47	57	83	107	68	69	68	64	56	68	95	114	
Cape Verde	40			43	39		81		68			81	59		140		
Central African R.	99	98	64	65		87	114	127	133	128	82	81		100	129	137	
Chad	97	95	70	61	60	77	101	120	105	102	80	70	68	79	117	131	
Congo, D. R. (Kin)	73	67	70	50	93	69	81	100	81	74	73	50	100	70	92	94	
Congo, R. (Braz)	71			40	30	48	59	67	105			72	53	69	87	96	
Côte d'Ivoire	115	86	56	45	51	60	95	106	124	123	83	74	76	85	114	120	
Djibouti	38	56	40	40	53	54	35	89	77	61	93	91	105	98	52	145	
Egypt	7	9	12	12	10	8	10	12	29	30	29	29	26	19	28	30	
Eritrea		29	19	23	33	25	40	81	<sup>1</sup>	50	40	37	56	36	80	190	<sup>1</sup>
Ethiopia	14	19	24	25	27	32	42	62	27	26	32	36	46	52	60	93	
Gabon	83	70		39	37	53	69	39	118	116		63	53	69	90	64	
Gambia	52	48		63	47	40	73	101	73	67		83	64	46	75	108	
Ghana	43	45	33	30	19	23	43	84	53	53	38	32	20	28	49	86	
Guinea	61	56		56	69	56	69	82	67	61		68	85	66	75	79	
Guinea-Bissau	61	56							30	27							
Kenya	37	33	43	54	60	56	76	98	53	40	56	70	71	70	92	112	
Lesotho				38	47		68	88				39	50		73	89	
Liberia							77	85							75	79	
Libya				17	16	8	8	13				22	25	10	9	13	
Madagascar	25	31	32	33	45	65	79	100	43	54	47	47	76	108	105	115	
Malawi	56	67	55	45	68	62	88	112	64	71	65	51	69	66	95	117	
Mali	74	74	57	48	43	55	90	104	112	114	82	77	70	69	116	122	
Mauritania	53	43		31	40	39	59	84	86	85		59	67	63	80	97	
Morocco	45	41	47	47	53	55	70	87	82	75	94	79	82	87	110	122	
Mozambique	26	21	32	41	54	43	79	106	74	48	53	55	56	46	88	115	
Namibia	41	38		36	44	43	65	87	46	42		38	47	45	68	87	
Niger	81	60	55	52	48	55	91	111	94	92	79	76	68	77	102	114	
Nigeria	4	1	3	10	27	19	45	66	5	2	13	13	27	20	39	51	
Rwanda	79	88		72	84	84	99	108	81	93		72	89	84	98	111	
São Tomé & Princ.					71								90				
Senegal	74	88	62	48	52	53	90	109	119	123	94	71	73	75	110	131	
Seychelles								<sup>2</sup>								135	<sup>2</sup>
Sierra Leone	43	44		53		50	89	98	45	49		61		51	76	98	
Somalia						29	89	67						35	136	74	
Somaliland	15						49	69	21						63	72	
South Africa		52	46	39	50	40	80	84		52	51	43	50	43	81	85	
Sudan	6	58	25	26	24	24	29	49	7	58	50	33	28	30	47	72	
Swaziland	41	40		36	44		73	85	46	43		37	47		76	80	
Tanzania	25	30	44	57	73	61	87	99	42	43	56	63	75	67	93	104	
Togo	66	63	40	37	40	46	83	101	81	72	47	42	48	56	85	103	
Tunisia	33	31	44	33	29	19	39	57	58	52	64	60	49	29	68	83	
Uganda	55	71	85	68	75	70	88	101	69	79	98	86	86	83	102	117	
Zambia	24	66	57	49		60	98	122	40	72	60	53		72	110	131	
Zimbabwe	37	28	29	22	72	5	65	<sup>3</sup>	68	47	38	26	85	5	61	<sup>3</sup>	

<sup>1</sup> Rationing, <sup>2</sup> Source: ADAC, <sup>3</sup> Hyper Inflation,

Note: Survey data of mid November of each year

## 5.1.4 Detailed time series of fuel prices in Africa 1991 – 2006 (from Algeria to Burkina Faso)

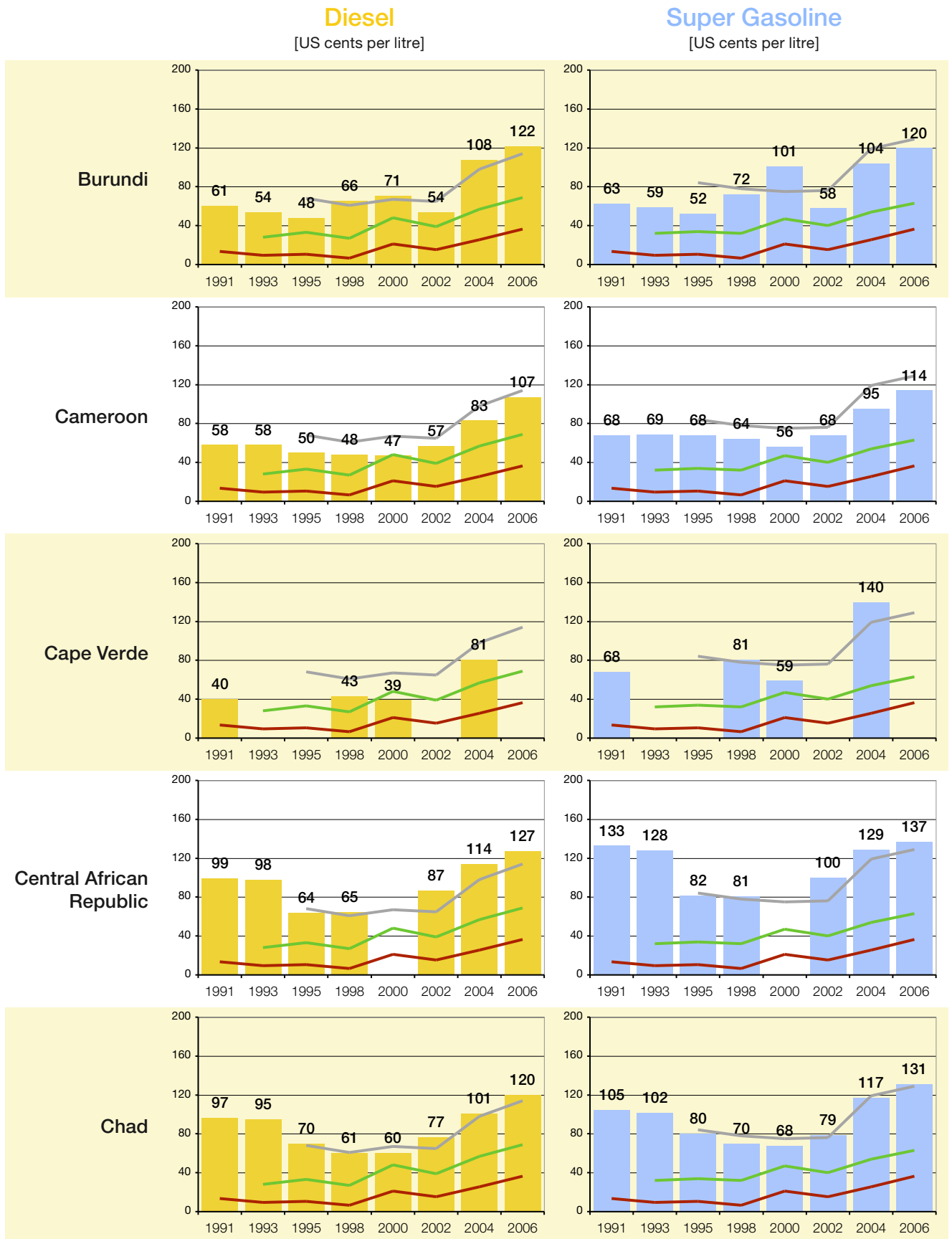


**Grey Benchmark Line** = Retail Fuel Prices of LUXEMBOURG = Orientation Level in European Union. In accordance with EU Directive 92/82, the member states of the EU are obliged to impose minimum taxation of €0.287 (37 US cents) per litre on unleaded gasoline and €0.245 (31 US cents) per litre on diesel fuel. Furthermore, petroleum products are subject to regular value-added tax.

**Green Benchmark Line** = Retail Fuel Prices in the UNITED STATES = aver. Cost-Covering Retail Prices incl. Industry Margin, VAT and incl. approx. US cents 10 for the 2 Road Funds (Federal and State). This Fuel Price being without other Specific Fuel Taxes may be considered as the International Minimum Benchmark for a non-subsidised Road Transport Policy.

**Red Benchmark Line** = CRUDE OIL Prices on World Market ("Brent" at Rotterdam).

## 5.1.4 Detailed time series of fuel prices in Africa 1991 – 2006 (from Burundi to Chad)



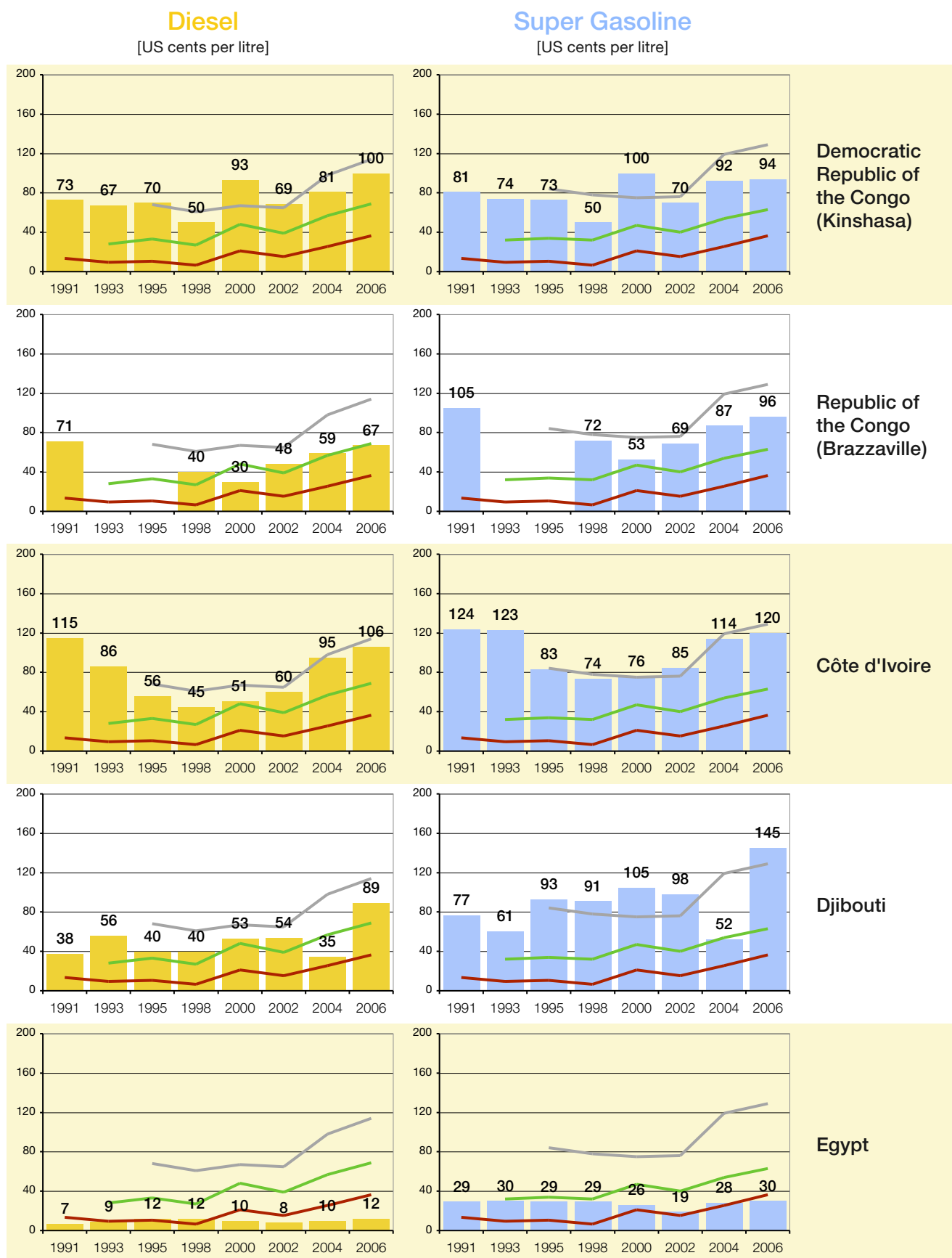
**Grey Benchmark Line** = Retail Fuel Prices of LUXEMBOURG = Orientation Level in European Union. In accordance with EU Directive 92/82, the member states of the EU are obliged to impose minimum taxation of €0.287 (37 US cents) per litre on unleaded gasoline and €0.245 (31 US cents) per litre on diesel fuel. Furthermore, petroleum products are subject to regular value-added tax.

**Green Benchmark Line** = Retail Fuel Prices in the UNITED STATES = aver. Cost-Covering Retail Prices incl. Industry Margin, VAT and incl. approx. US cents 10 for the 2 Road Funds (Federal and State). This Fuel Price being without other Specific Fuel Taxes may be considered as the International Minimum Benchmark for a non-subsidised Road Transport Policy.

**Red Benchmark Line** = CRUDE OIL Prices on World Market ("Brent" at Rotterdam).

## 5.1.4 Detailed time series of fuel prices in Africa

1991 – 2006 (from Democratic Republic of the Congo to Egypt)

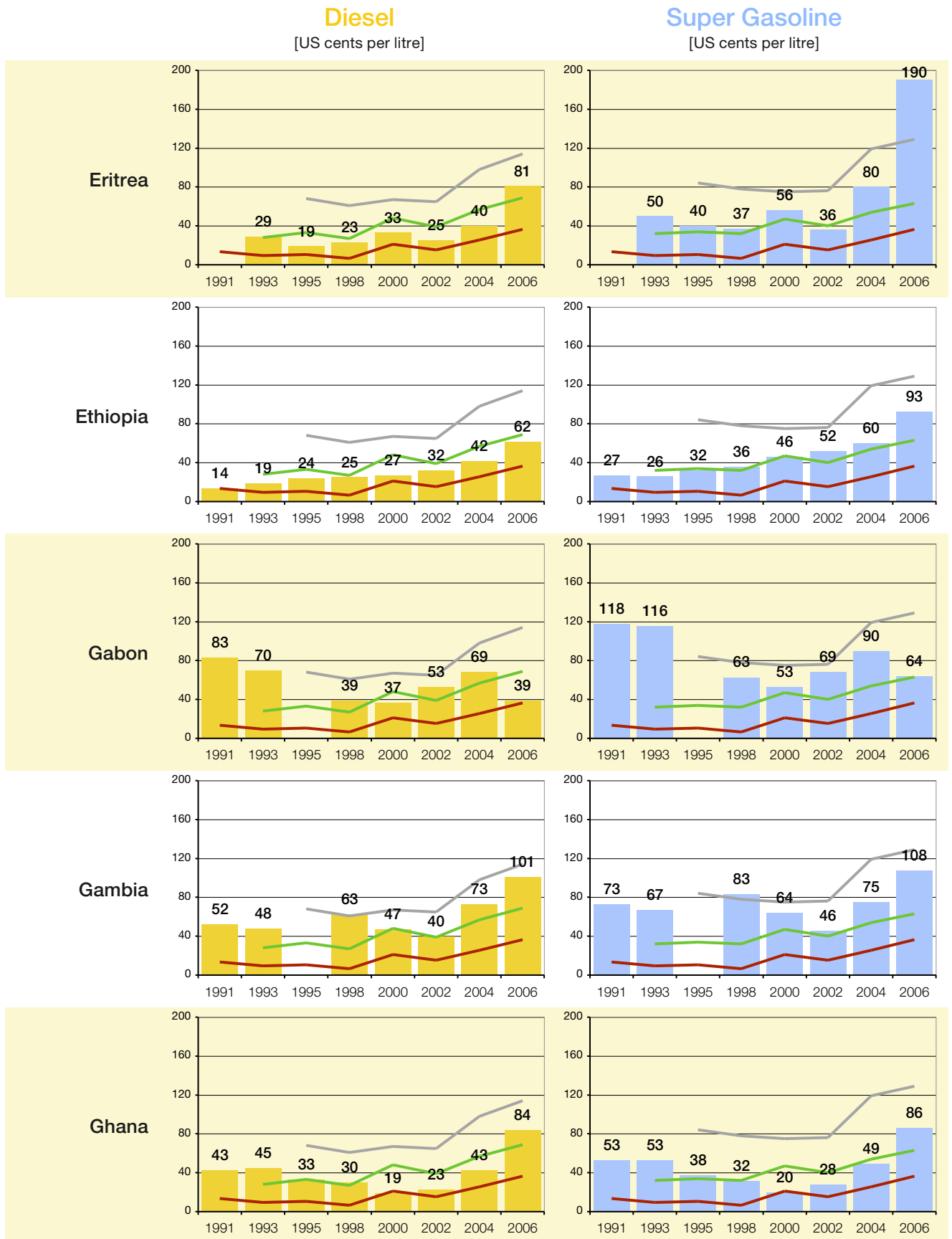


**Grey Benchmark Line** = Retail Fuel Prices of LUXEMBOURG = Orientation Level in European Union. In accordance with EU Directive 92/82, the member states of the EU are obliged to impose minimum taxation of €0.287 (37 US cents) per litre on unleaded gasoline and €0.245 (31 US cents) per litre on diesel fuel. Furthermore, petroleum products are subject to regular value-added tax.

**Green Benchmark Line** = Retail Fuel Prices in the UNITED STATES = aver. Cost-Covering Retail Prices incl. Industry Margin, VAT and incl. approx. US cents 10 for the 2 Road Funds (Federal and State). This Fuel Price being without other Specific Fuel Taxes may be considered as the International Minimum Benchmark for a non-subsidised Road Transport Policy.

**Red Benchmark Line** = CRUDE OIL Prices on World Market ("Brent" at Rotterdam).

## 5.1.4 Detailed time series of fuel prices in Africa 1991 – 2006 (from Eritrea to Ghana)



**Grey Benchmark Line** = Retail Fuel Prices of LUXEMBOURG = Orientation Level in European Union. In accordance with EU Directive 92/82, the member states of the EU are obliged to impose minimum taxation of €0.287 (37 US cents) per litre on unleaded gasoline and €0.245 (31 US cents) per litre on diesel fuel. Furthermore, petroleum products are subject to regular value-added tax.

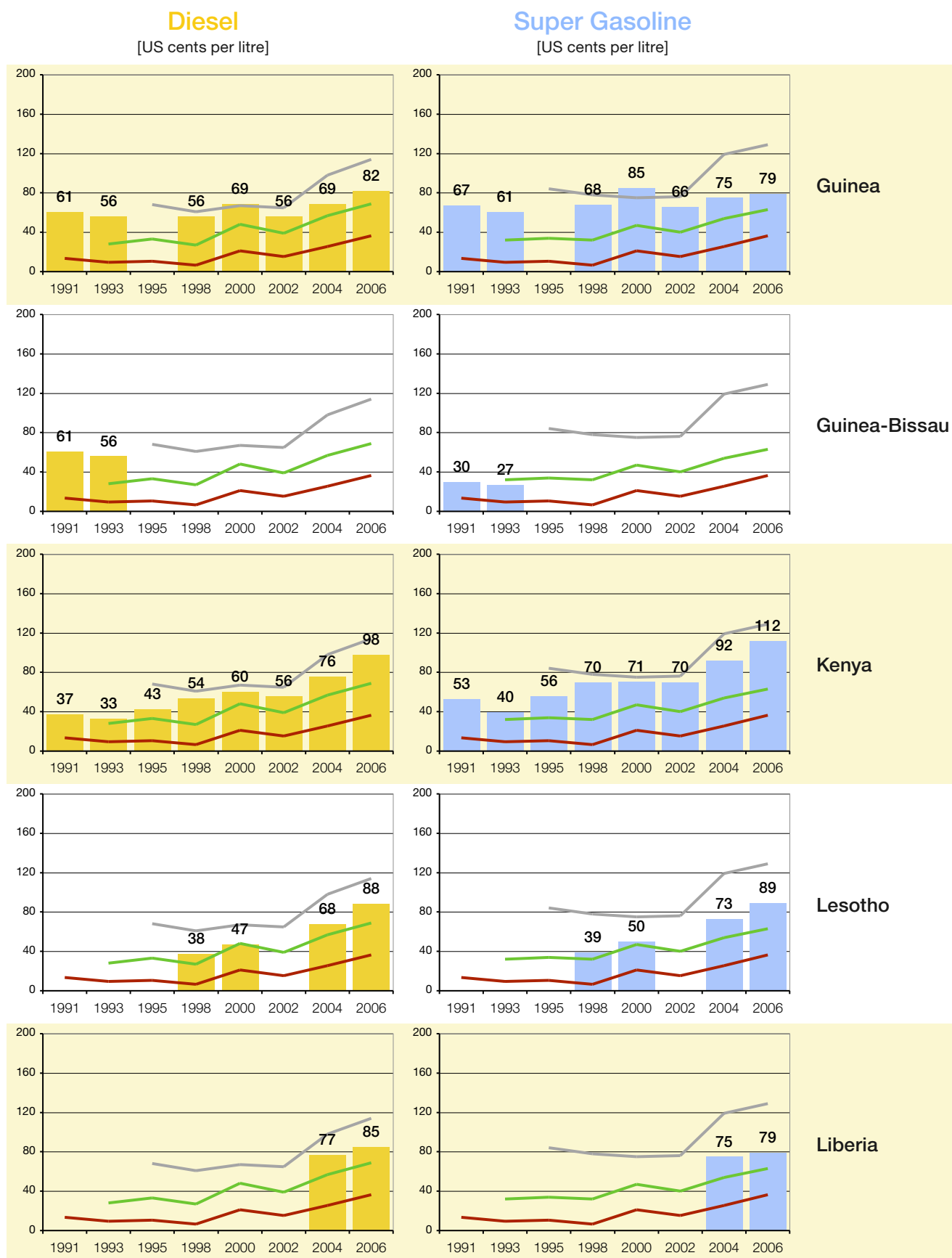
**Green Benchmark Line** = Retail Fuel Prices in the UNITED STATES = aver. Cost-Covering Retail Prices incl. Industry Margin, VAT and incl. approx. US cents 10 for the 2 Road Funds (Federal and State). This Fuel Price being without other Specific Fuel Taxes may be considered as the International Minimum Benchmark for a non-subsidised Road Transport Policy.

**Red Benchmark Line** = CRUDE OIL Prices on World Market ("Brent" at Rotterdam).



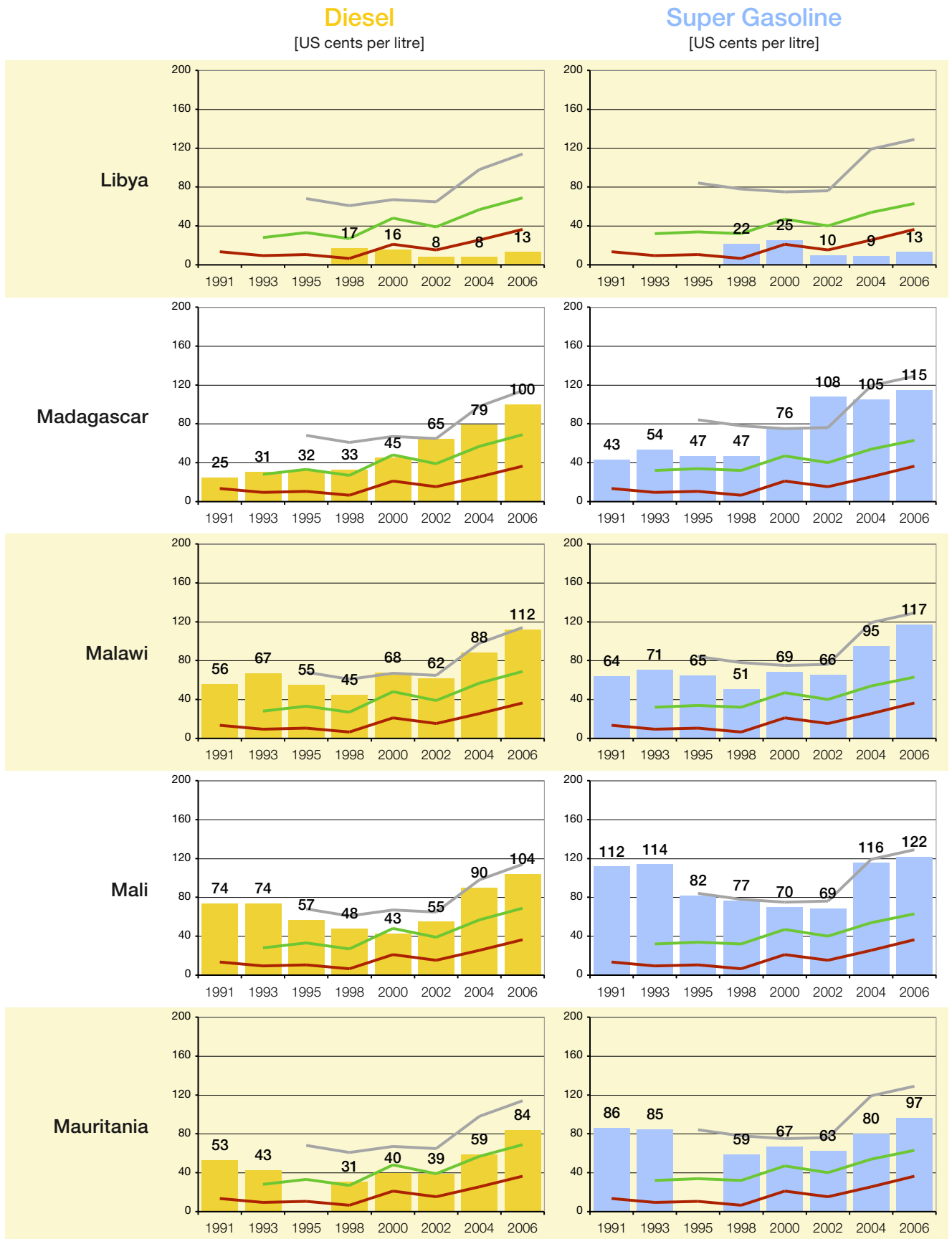
## 5.1.4 Detailed time series of fuel prices in Africa

1991 – 2006 (from Guinea to Liberia)



- Grey Benchmark Line** = Retail Fuel Prices of LUXEMBOURG = Orientation Level in European Union. In accordance with EU Directive 92/82, the member states of the EU are obliged to impose minimum taxation of €0.287 (37 US cents) per litre on unleaded gasoline and €0.245 (31 US cents) per litre on diesel fuel. Furthermore, petroleum products are subject to regular value-added tax.
- Green Benchmark Line** = Retail Fuel Prices in the UNITED STATES = aver. Cost-Covering Retail Prices incl. Industry Margin, VAT and incl. approx. US cents 10 for the 2 Road Funds (Federal and State). This Fuel Price being without other Specific Fuel Taxes may be considered as the International Minimum Benchmark for a non-subsidised Road Transport Policy.
- Red Benchmark Line** = CRUDE OIL Prices on World Market ("Brent" at Rotterdam).

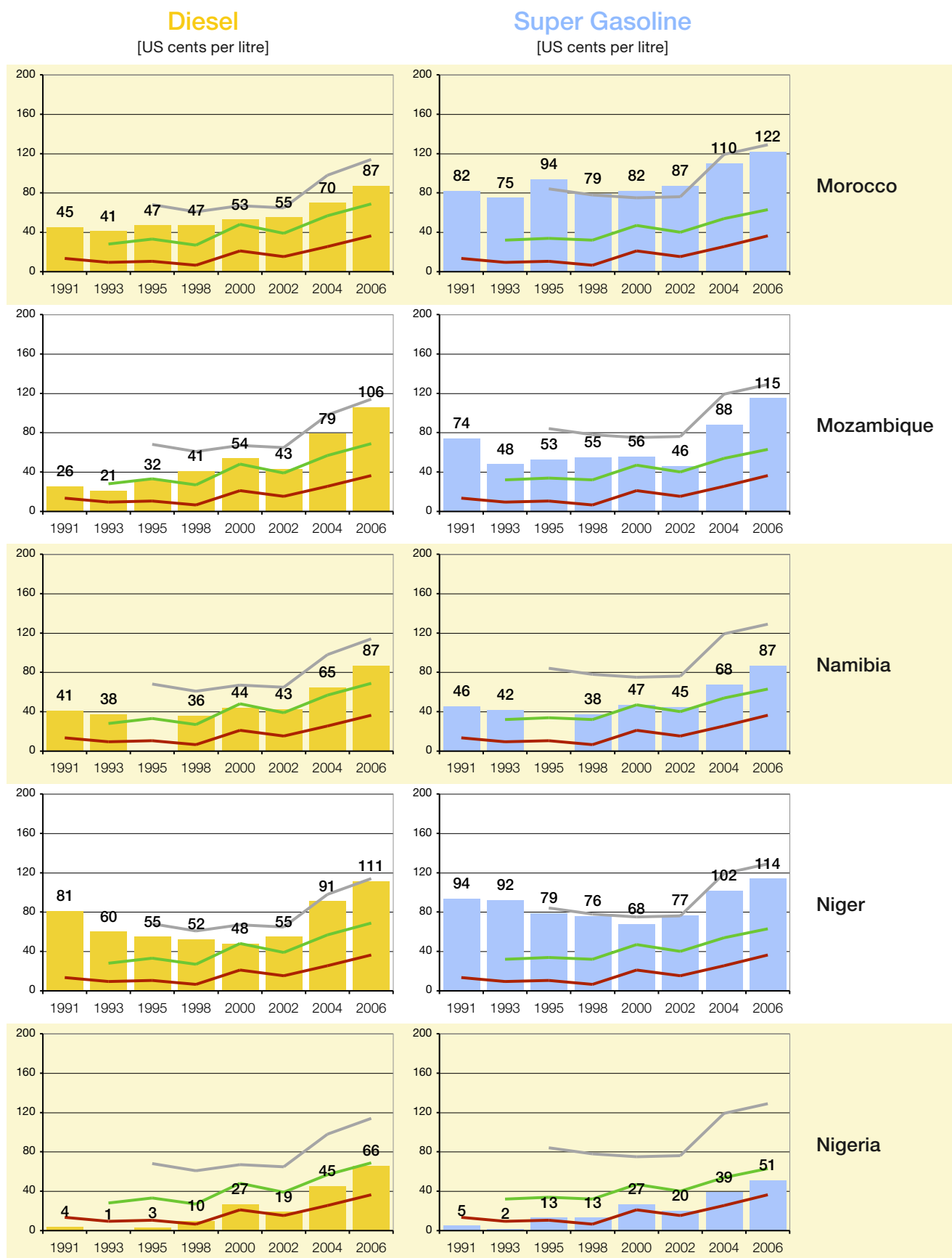
## 5.1.4 Detailed time series of fuel prices in Africa 1991 – 2006 (from Libya to Mauritania)



- Grey Benchmark Line** = Retail Fuel Prices of LUXEMBOURG = Orientation Level in European Union. In accordance with EU Directive 92/82, the member states of the EU are obliged to impose minimum taxation of €0.287 (37 US cents) per litre on unleaded gasoline and €0.245 (31 US cents) per litre on diesel fuel. Furthermore, petroleum products are subject to regular value-added tax.
- Green Benchmark Line** = Retail Fuel Prices in the UNITED STATES = aver. Cost-Covering Retail Prices incl. Industry Margin, VAT and incl. approx. US cents 10 for the 2 Road Funds (Federal and State). This Fuel Price being without other Specific Fuel Taxes may be considered as the International Minimum Benchmark for a non-subsidised Road Transport Policy.
- Red Benchmark Line** = CRUDE OIL Prices on World Market ("Brent" at Rotterdam).

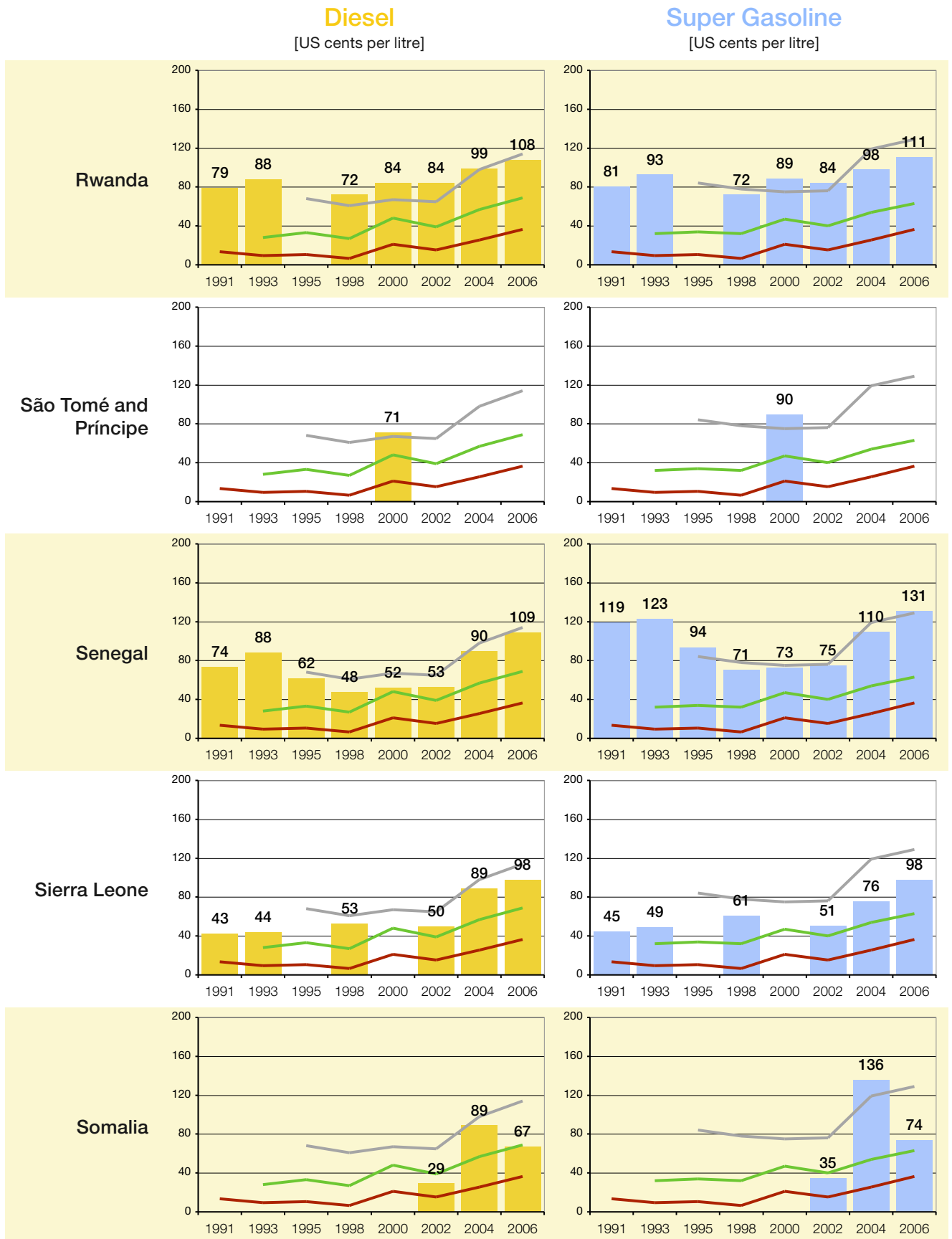
## 5.1.4 Detailed time series of fuel prices in Africa

1991 – 2006 (from Morocco to Nigeria)



- Grey Benchmark Line** = Retail Fuel Prices of LUXEMBOURG = Orientation Level in European Union. In accordance with EU Directive 92/82, the member states of the EU are obliged to impose minimum taxation of €0.287 (37 US cents) per litre on unleaded gasoline and €0.245 (31 US cents) per litre on diesel fuel. Furthermore, petroleum products are subject to regular value-added tax.
- Green Benchmark Line** = Retail Fuel Prices in the UNITED STATES = aver. Cost-Covering Retail Prices incl. Industry Margin, VAT and incl. approx. US cents 10 for the 2 Road Funds (Federal and State). This Fuel Price being without other Specific Fuel Taxes may be considered as the International Minimum Benchmark for a non-subsidised Road Transport Policy.
- Red Benchmark Line** = CRUDE OIL Prices on World Market ("Brent" at Rotterdam).

## 5.1.4 Detailed time series of fuel prices in Africa 1991 – 2006 (from Rwanda to Somalia)

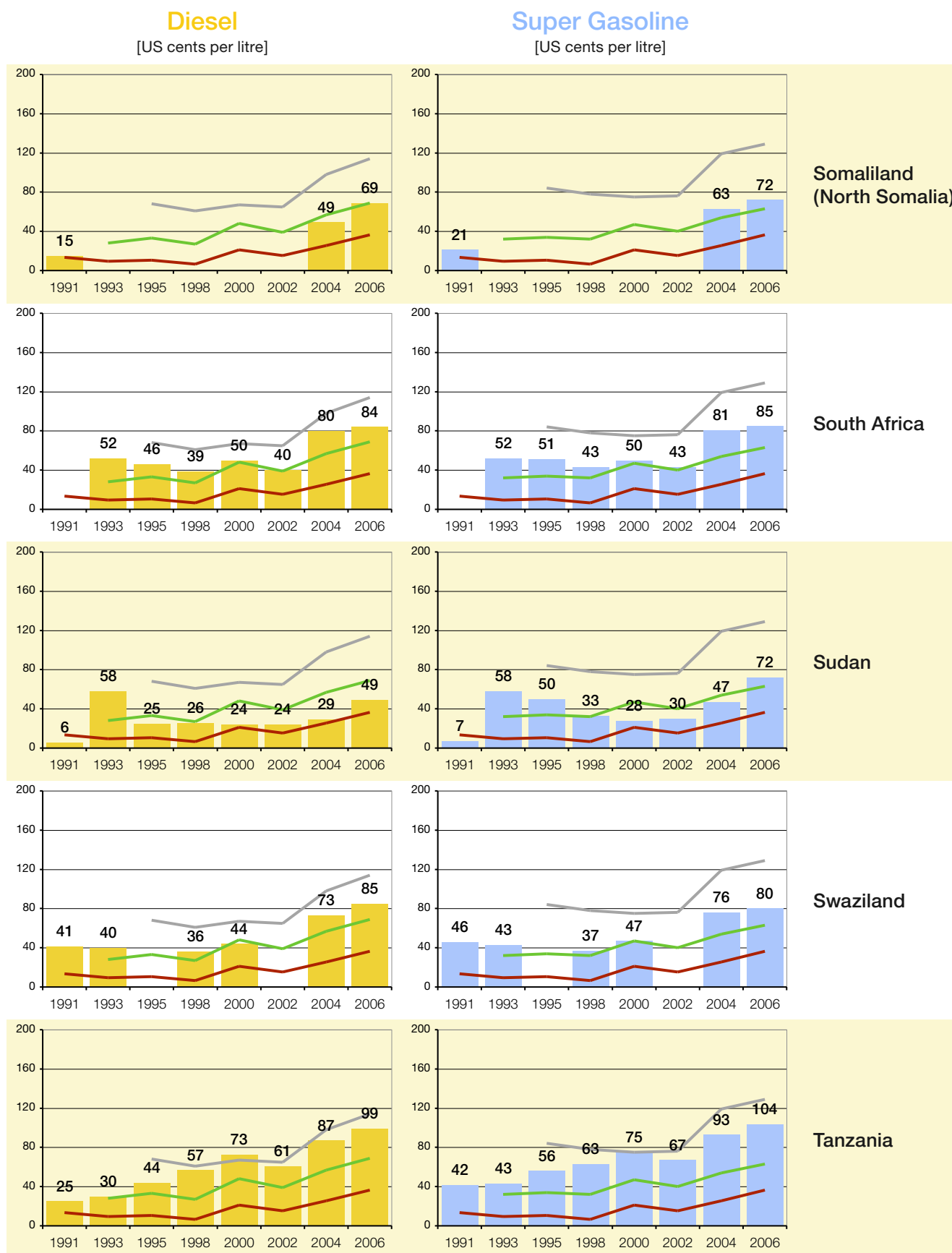


**Grey Benchmark Line** = Retail Fuel Prices of LUXEMBOURG = Orientation Level in European Union. In accordance with EU Directive 92/82, the member states of the EU are obliged to impose minimum taxation of €0.287 (37 US cents) per litre on unleaded gasoline and €0.245 (31 US cents) per litre on diesel fuel. Furthermore, petroleum products are subject to regular value-added tax.

**Green Benchmark Line** = Retail Fuel Prices in the UNITED STATES = aver. Cost-Covering Retail Prices incl. Industry Margin, VAT and incl. approx. US cents 10 for the 2 Road Funds (Federal and State). This Fuel Price being without other Specific Fuel Taxes may be considered as the International Minimum Benchmark for a non-subsidised Road Transport Policy.

**Red Benchmark Line** = CRUDE OIL Prices on World Market ("Brent" at Rotterdam).

## 5.1.4 Detailed time series of fuel prices in Africa 1991 – 2006 (from Somaliland to Tanzania)

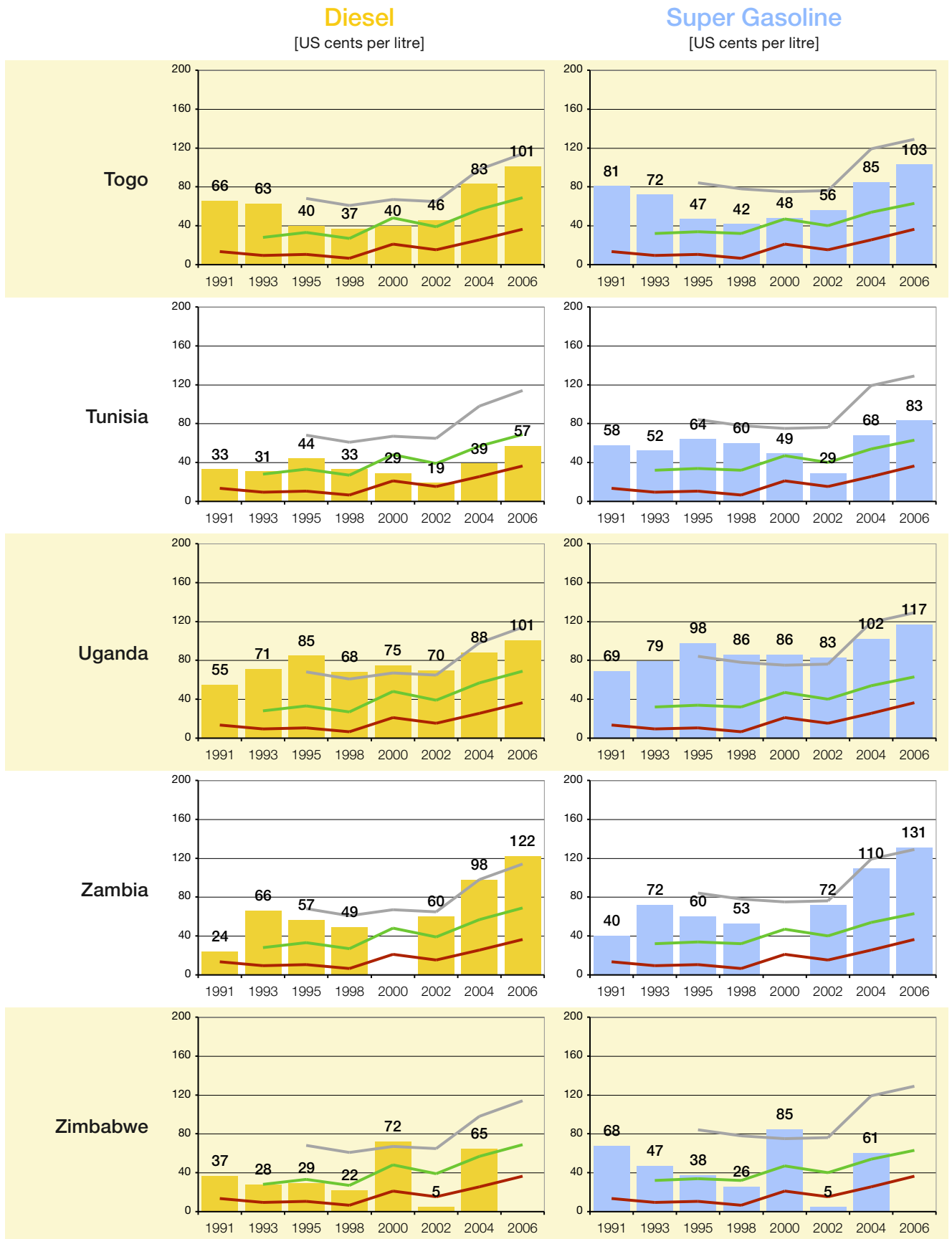


**Grey Benchmark Line** = Retail Fuel Prices of LUXEMBOURG = Orientation Level in European Union. In accordance with EU Directive 92/82, the member states of the EU are obliged to impose minimum taxation of €0.287 (37 US cents) per litre on unleaded gasoline and €0.245 (31 US cents) per litre on diesel fuel. Furthermore, petroleum products are subject to regular value-added tax.

**Green Benchmark Line** = Retail Fuel Prices in the UNITED STATES = aver. Cost-Covering Retail Prices incl. Industry Margin, VAT and incl. approx. US cents 10 for the 2 Road Funds (Federal and State). This Fuel Price being without other Specific Fuel Taxes may be considered as the International Minimum Benchmark for a non-subsidised Road Transport Policy.

**Red Benchmark Line** = CRUDE OIL Prices on World Market ("Brent" at Rotterdam).

## 5.1.4 Detailed time series of fuel prices in Africa 1991 – 2006 (from Togo to Zimbabwe)



**Grey Benchmark Line** = Retail Fuel Prices of LUXEMBOURG = Orientation Level in European Union. In accordance with EU Directive 92/82, the member states of the EU are obliged to impose minimum taxation of €0.287 (37 US cents) per litre on unleaded gasoline and €0.245 (31 US cents) per litre on diesel fuel. Furthermore, petroleum products are subject to regular value-added tax.

**Green Benchmark Line** = Retail Fuel Prices in the UNITED STATES = aver. Cost-Covering Retail Prices incl. Industry Margin, VAT and incl. approx. US cents 10 for the 2 Road Funds (Federal and State). This Fuel Price being without other Specific Fuel Taxes may be considered as the International Minimum Benchmark for a non-subsidised Road Transport Policy.

**Red Benchmark Line** = CRUDE OIL Prices on World Market ("Brent" at Rotterdam).

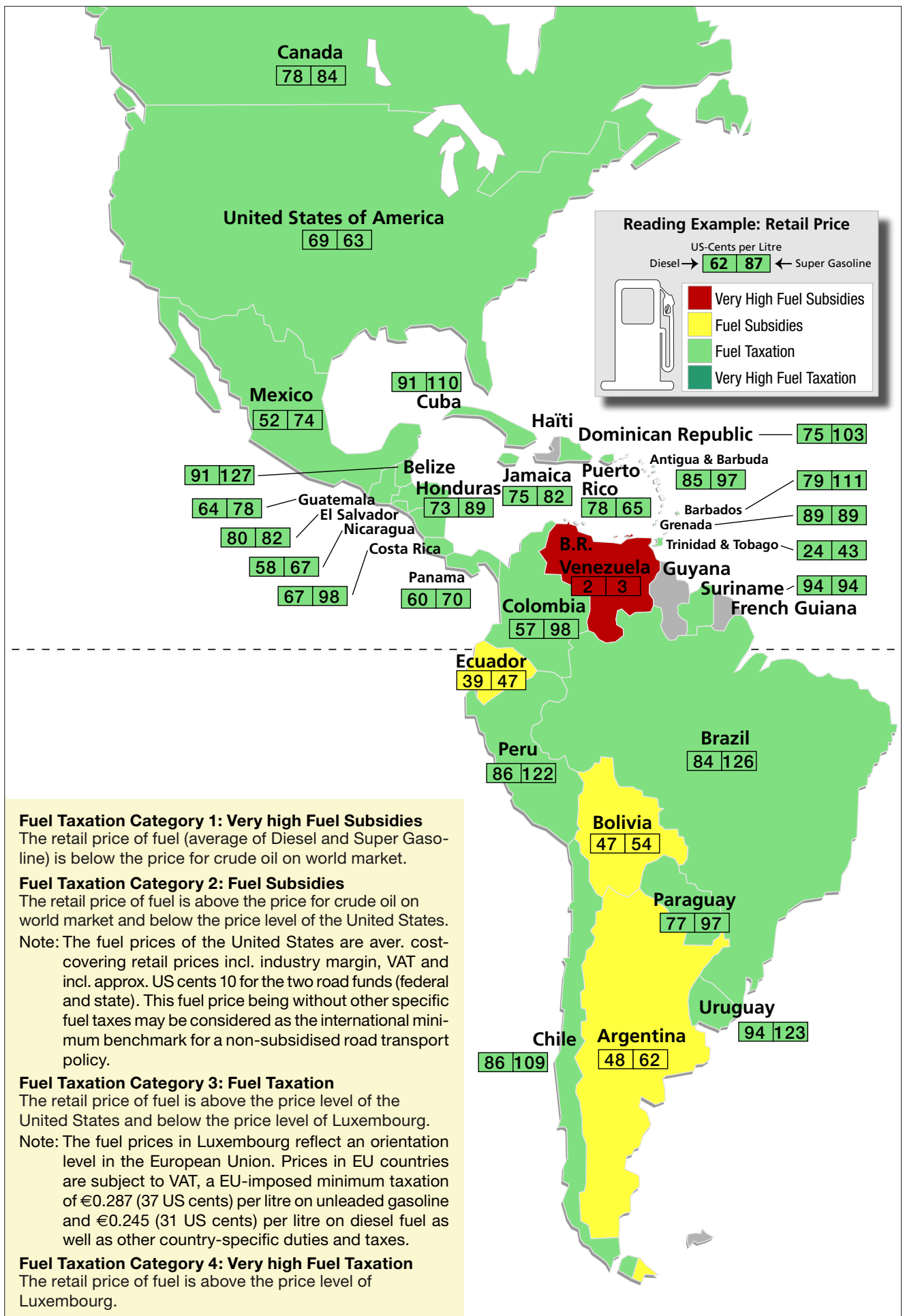


## 5.2 Fuel prices in America

- *Retail fuel prices in America*
- *Comparison of retail fuel prices in America*
- *Time Series of retail fuel prices in America*
- *Detailed time series of fuel prices in America*

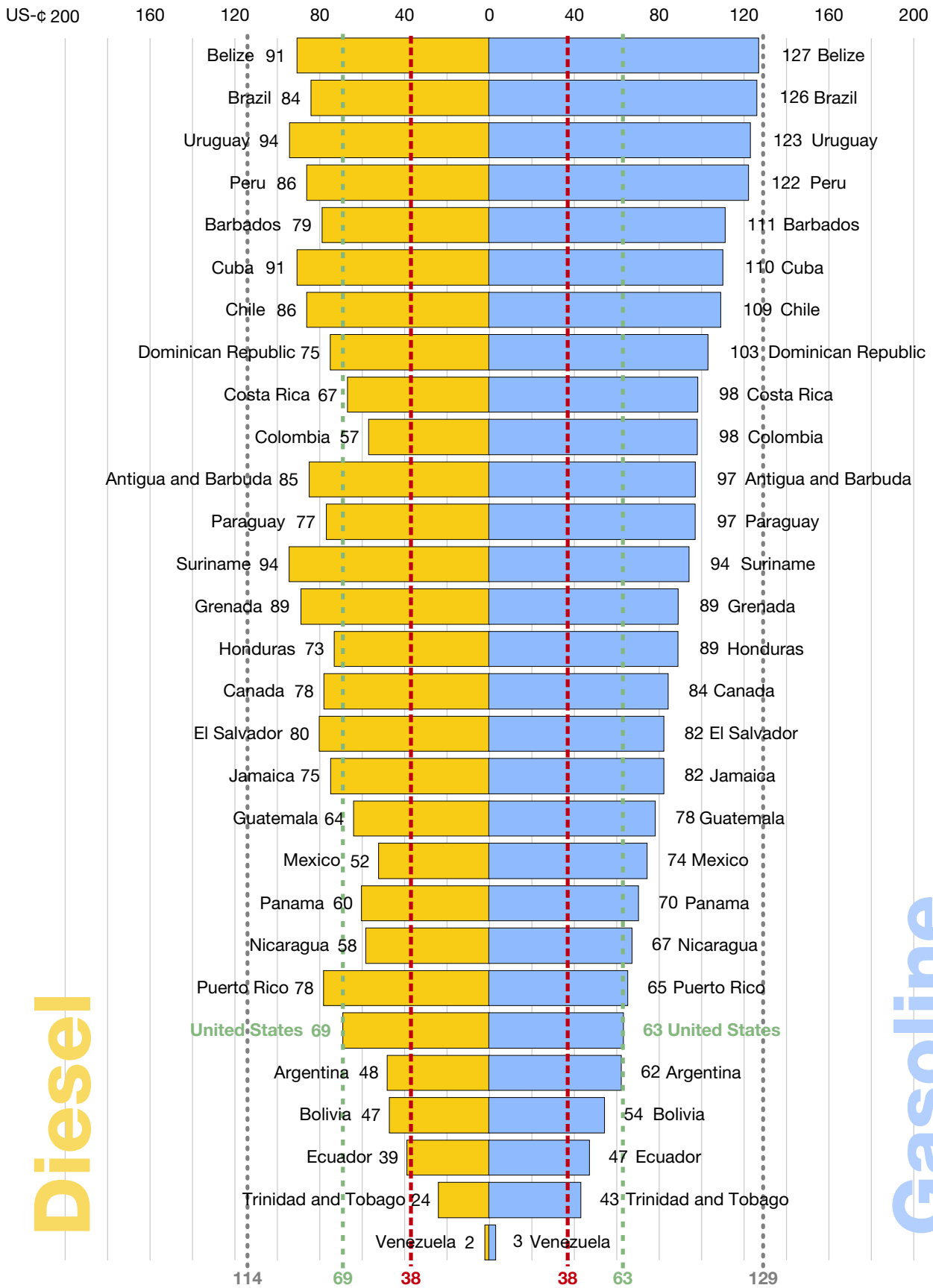
## 5.2.1 Retail fuel prices in America

as of November 2006 (in US cents/Litre)





## 5.2.2 Comparison of retail fuel prices in America as of November 2006 (in US cents/litre)



- Grey Benchmark Line** = Retail Fuel Prices of LUXEMBOURG = Orientation Level in European Union. In accordance with EU Directive 92/82, the member states of the EU are obliged to impose minimum taxation of €0.287 (37 US cents) per litre on unleaded gasoline and €0.245 (31 US cents) per litre on diesel fuel. Furthermore, petroleum products are subject to regular value-added tax.
- Green Benchmark Line** = Retail Fuel Prices in the UNITED STATES = aver. Cost-Covering Retail Prices incl. Industry Margin, VAT and incl. approx. US cents 10 for the 2 Road Funds (Federal and State). This Fuel Price being without other Specific Fuel Taxes may be considered as the International Minimum Benchmark for a non-subsidised Road Transport Policy.
- Red Benchmark Line** = CRUDE OIL Prices on World Market ("Brent" at Rotterdam).

## 5.2.3 Time series of retail fuel prices in America

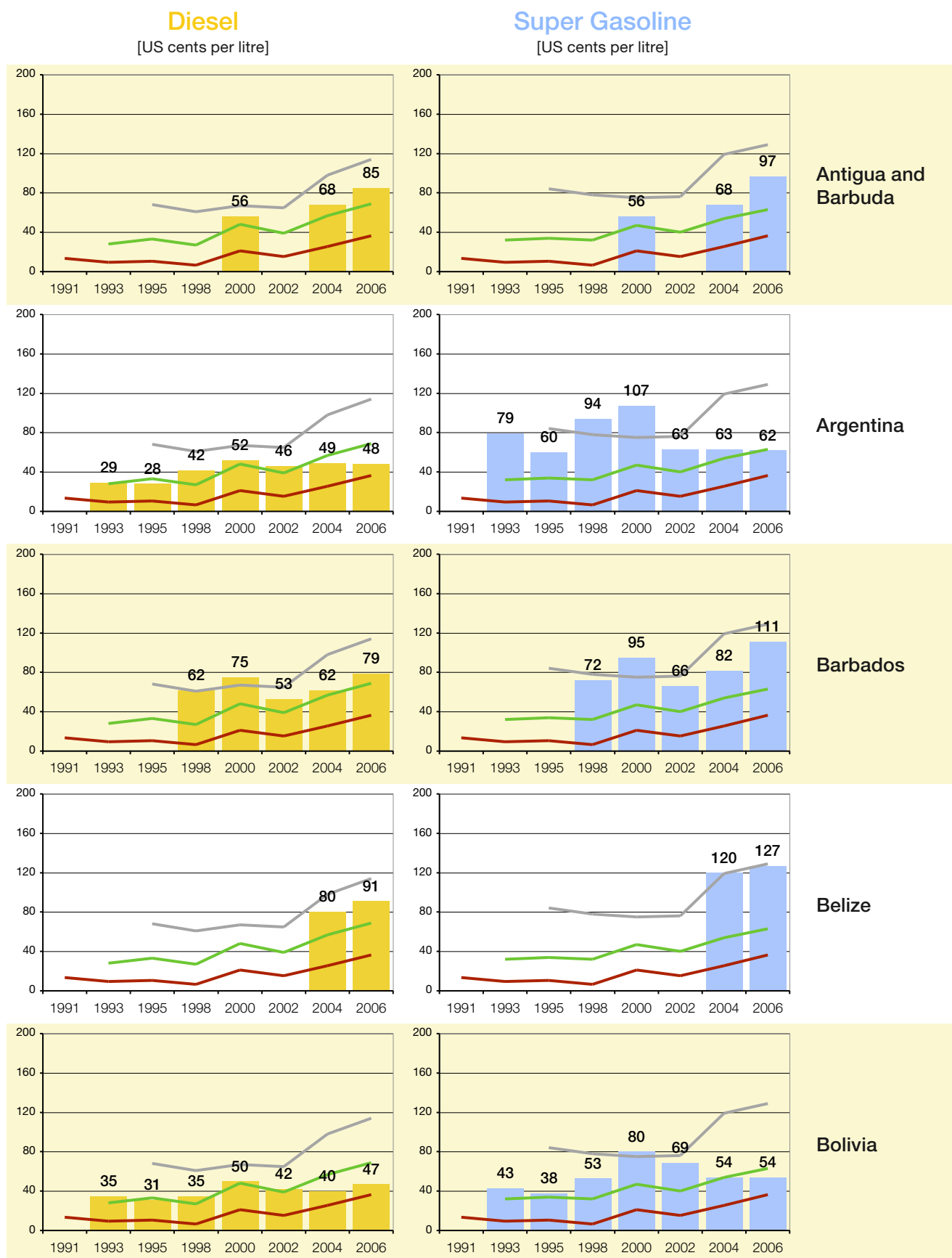
in US cent per litre (last survey 15–17 November 2006)

Country	Diesel [US cents/Litre]								Super Gasoline [US cents/Litre]							
	1991	1993	1995	1998	2000	2002	2004	2006	1991	1993	1995	1998	2000	2002	2004	2006
Antigua & Barbu.					56		68	85					56		68	97
Argentina		29	28	42	52	46	49	48		79	60	94	107	63	63	62
Barbados				62	75	53	62	79				72	95	66	82	111
Belize							80	91							120	127
Bolivia		35	31	35	50	42	40	47		43	38	53	80	69	54	54
Brazil		38	39	34	34	31	49	84		53	63	80	92	55	84	126
Canada		39	36	39	47	43	68	78		47	45	41	58	51	68	84
Chile		31	33	29	47	39	64	86		43	53	49	64	58	85	109
Colombia		19	27	20	35	24	36	57		23	35	24	49	44	72	98
Costa Rica						44	56	67						64	78	98
Cuba				18		45	55	91				50		90	95	110
Dominican Rep.			28	22	39	27	61	75			40	40	71	49	85	103
Ecuador		19	28	24	18	27	27	39		31	33	38	31	55	54	47
El Salvador				30	40	33	58	80				54	67	46	65	82
Grenada				41	41	41	68	89				54	54	54	73	89
Guatemala		25	28	32	42	32	63	64		32	39	41	53	48	68	78
Guyana				27	37	27	61					30	37	31	74	
Haiti				36	35	30	60					59	64	54	88	
Honduras		26	25	30	46	46	66	73		41	35	50	62	63	81	89
Jamaica				33	49	44	57	75				37	62	52	63	82
Mexico		28	25	28	45	47	45	52		39	32	36	61	62	59	74
Nicaragua		30	31	35	54	41	64	58		69	62	47	62	54	69	67
Panama		30		28	41	36	48	60		43		41	53	51	54	70
Paraguay		27	28	24	34	34	51	77		43	44	47	72	56	62	97
Peru		32	43	33	54	48	76	86		56	68	55	80	74	112	122
Puerto Rico				32			52	78				34			51	65
Suriname				41	41	41	50	94				56	56	56	50	94
Trinidad & Tobago				20	20	21	24	24				39	39	40	35	43
United States		28	33	27	48	39	57	69		32	34	32	47	40	54	63
Uruguay			38	42	53	20	71	94			89	90	119	46	113	123
Venezuela			1	8	6	5	2	2			3	14	12	5	4	3

Note: Survey data of mid November of each year

## 5.2.4 Detailed time series of fuel prices in America

### 1991 – 2006 (from Antigua and Barbuda to Bolivia)

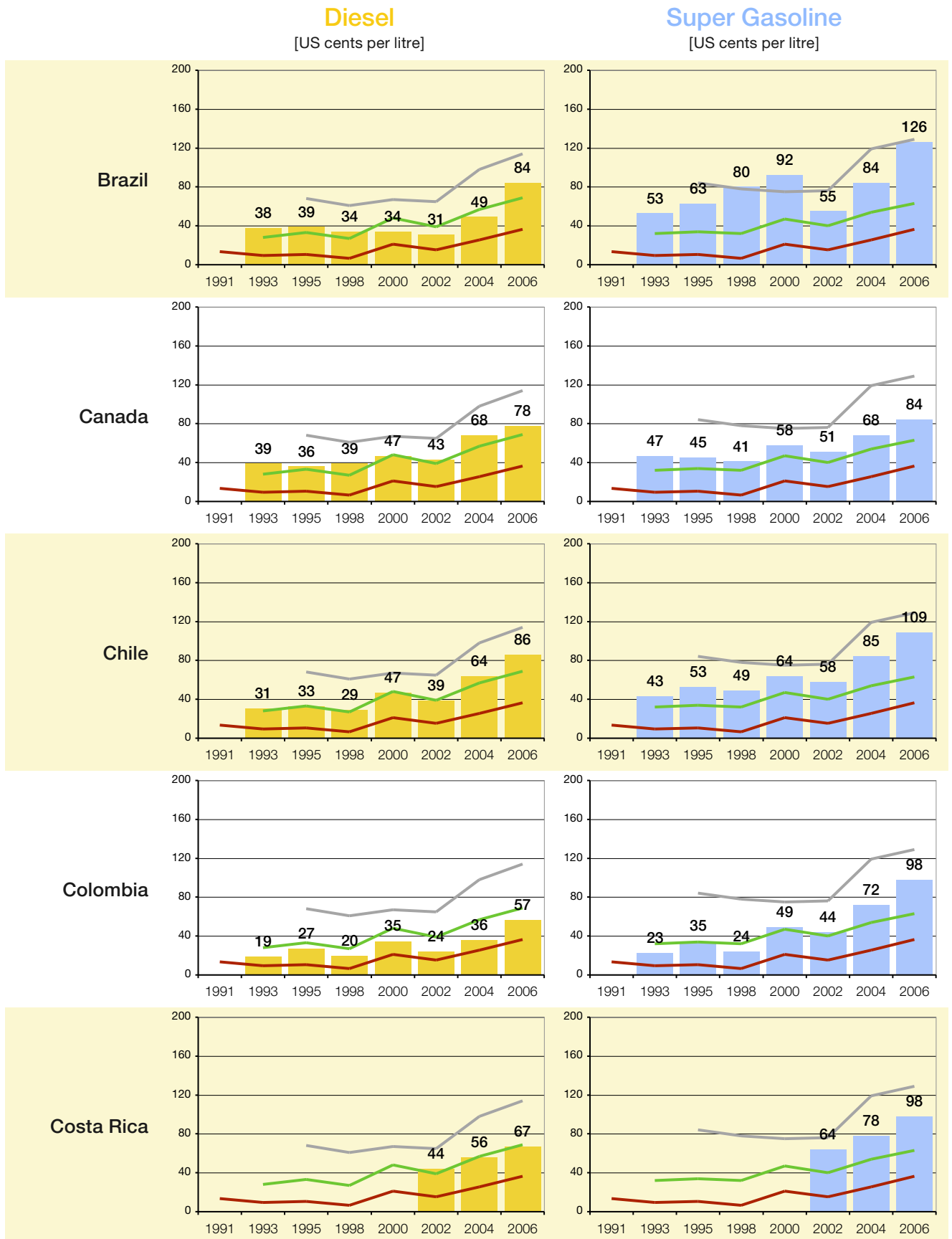


**Grey Benchmark Line** = Retail Fuel Prices of LUXEMBOURG = Orientation Level in European Union. In accordance with EU Directive 92/82, the member states of the EU are obliged to impose minimum taxation of €0.287 (37 US cents) per litre on unleaded gasoline and €0.245 (31 US cents) per litre on diesel fuel. Furthermore, petroleum products are subject to regular value-added tax.

**Green Benchmark Line** = Retail Fuel Prices in the UNITED STATES = aver. Cost-Covering Retail Prices incl. Industry Margin, VAT and incl. approx. US cents 10 for the 2 Road Funds (Federal and State). This Fuel Price being without other Specific Fuel Taxes may be considered as the International Minimum Benchmark for a non-subsidised Road Transport Policy.

**Red Benchmark Line** = CRUDE OIL Prices on World Market ("Brent" at Rotterdam).

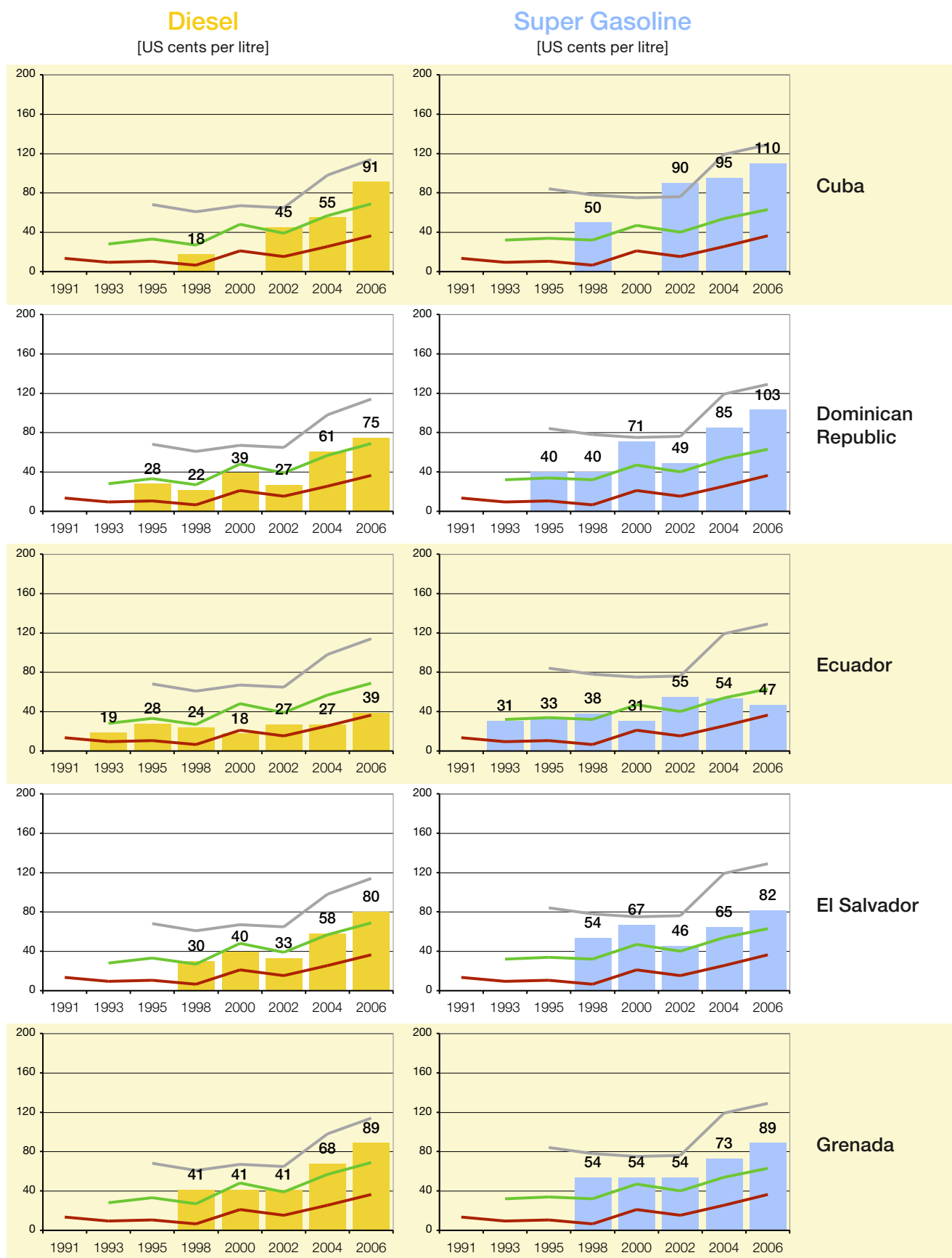
## 5.2.4 Detailed time series of fuel prices in America 1991 – 2006 (from Brazil to Costa Rica)



- Grey Benchmark Line** = Retail Fuel Prices of LUXEMBOURG = Orientation Level in European Union. In accordance with EU Directive 92/82, the member states of the EU are obliged to impose minimum taxation of €0.287 (37 US cents) per litre on unleaded gasoline and €0.245 (31 US cents) per litre on diesel fuel. Furthermore, petroleum products are subject to regular value-added tax.
- Green Benchmark Line** = Retail Fuel Prices in the UNITED STATES = aver. Cost-Covering Retail Prices incl. Industry Margin, VAT and incl. approx. US cents 10 for the 2 Road Funds (Federal and State). This Fuel Price being without other Specific Fuel Taxes may be considered as the International Minimum Benchmark for a non-subsidised Road Transport Policy.
- Red Benchmark Line** = CRUDE OIL Prices on World Market ("Brent" at Rotterdam).

## 5.2.4 Detailed time series of fuel prices in America

1991 – 2006 (from Cuba to Grenada)

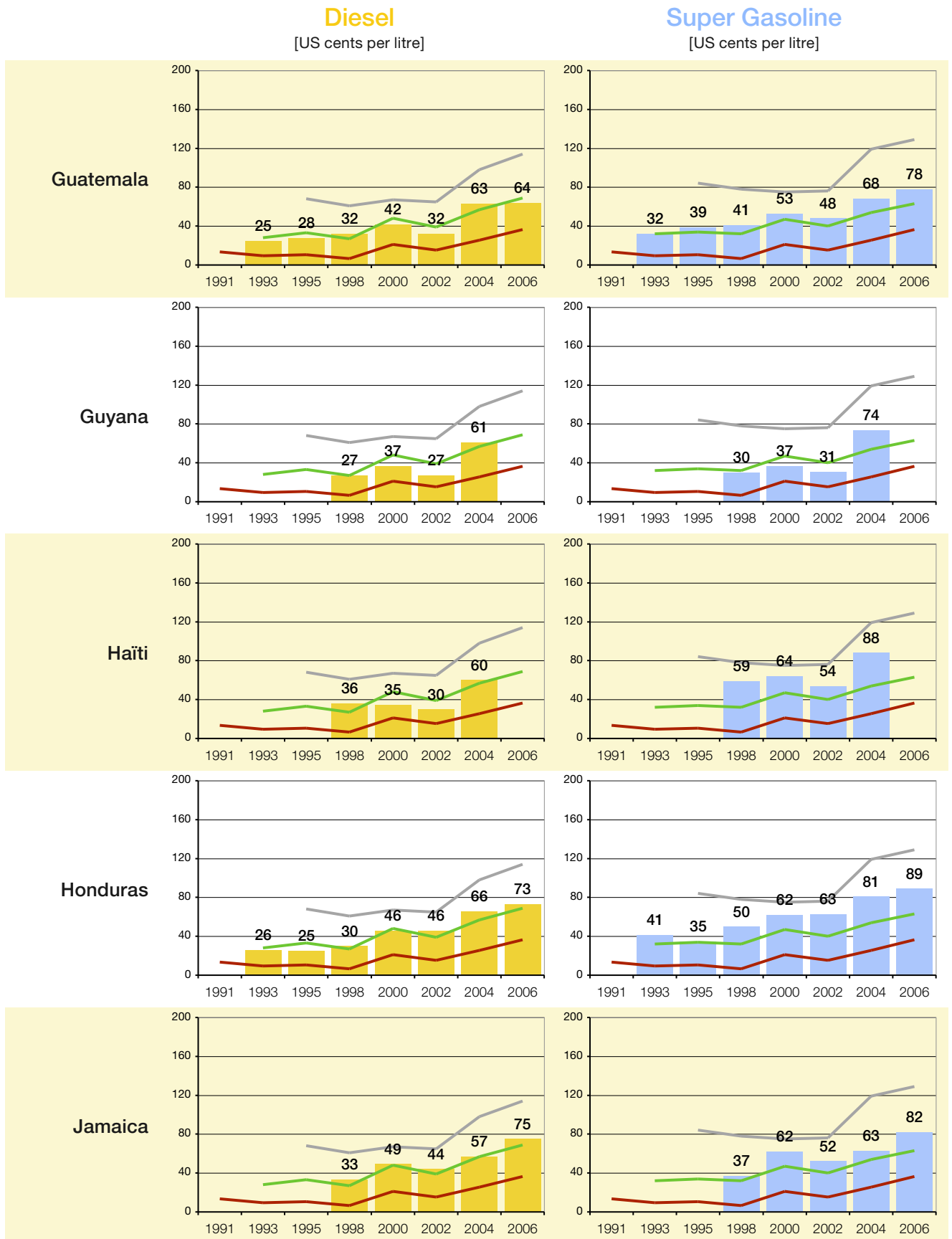


**Grey Benchmark Line** = Retail Fuel Prices of LUXEMBOURG = Orientation Level in European Union. In accordance with EU Directive 92/82, the member states of the EU are obliged to impose minimum taxation of €0.287 (37 US cents) per litre on unleaded gasoline and €0.245 (31 US cents) per litre on diesel fuel. Furthermore, petroleum products are subject to regular value-added tax.

**Green Benchmark Line** = Retail Fuel Prices in the UNITED STATES = aver. Cost-Covering Retail Prices incl. Industry Margin, VAT and incl. approx. US cents 10 for the 2 Road Funds (Federal and State). This Fuel Price being without other Specific Fuel Taxes may be considered as the International Minimum Benchmark for a non-subsidised Road Transport Policy.

**Red Benchmark Line** = CRUDE OIL Prices on World Market ("Brent" at Rotterdam).

## 5.2.4 Detailed time series of fuel prices in America 1991 – 2006 (from Guatemala to Jamaica)



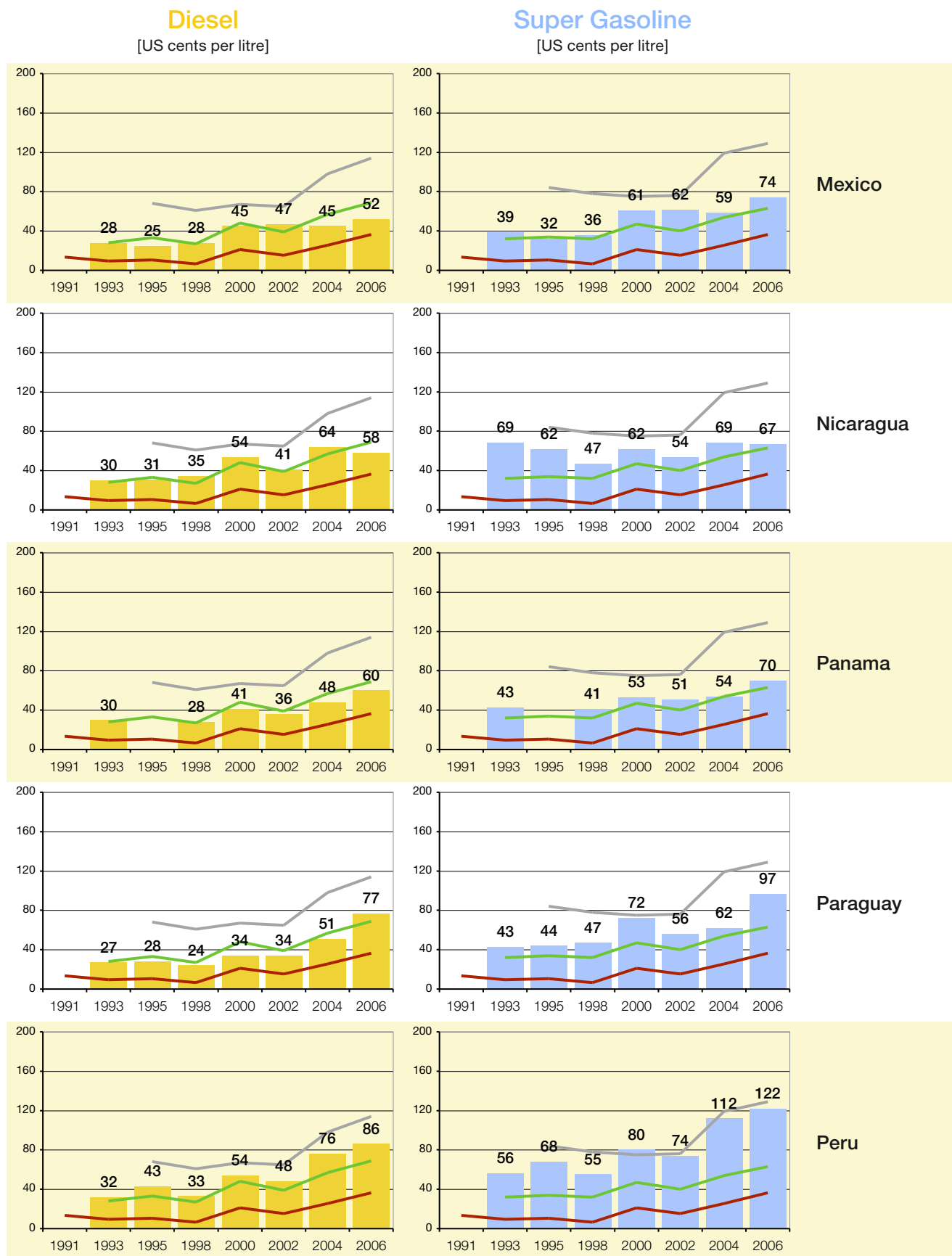
— **Grey Benchmark Line** = Retail Fuel Prices of LUXEMBOURG = Orientation Level in European Union. In accordance with EU Directive 92/82, the member states of the EU are obliged to impose minimum taxation of €0.287 (37 US cents) per litre on unleaded gasoline and €0.245 (31 US cents) per litre on diesel fuel. Furthermore, petroleum products are subject to regular value-added tax.

— **Green Benchmark Line** = Retail Fuel Prices in the UNITED STATES = aver. Cost-Covering Retail Prices incl. Industry Margin, VAT and incl. approx. US cents 10 for the 2 Road Funds (Federal and State). This Fuel Price being without other Specific Fuel Taxes may be considered as the International Minimum Benchmark for a non-subsidised Road Transport Policy.

— **Red Benchmark Line** = CRUDE OIL Prices on World Market ("Brent" at Rotterdam).

## 5.2.4 Detailed time series of fuel prices in America

1991 – 2006 (from Mexico to Peru)

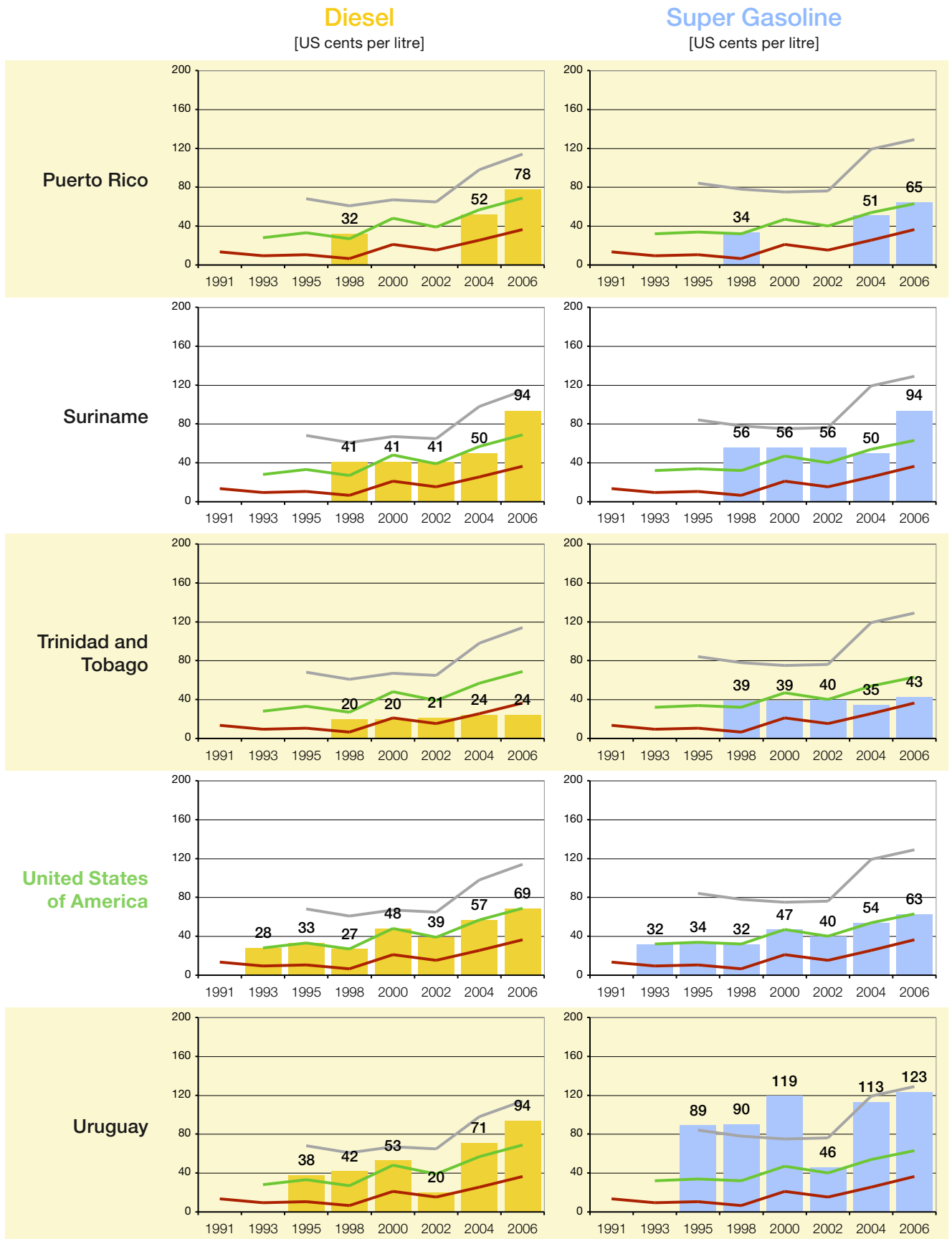


**Grey Benchmark Line** = Retail Fuel Prices of LUXEMBOURG = Orientation Level in European Union. In accordance with EU Directive 92/82, the member states of the EU are obliged to impose minimum taxation of €0.287 (37 US cents) per litre on unleaded gasoline and €0.245 (31 US cents) per litre on diesel fuel. Furthermore, petroleum products are subject to regular value-added tax.

**Green Benchmark Line** = Retail Fuel Prices in the UNITED STATES = aver. Cost-Covering Retail Prices incl. Industry Margin, VAT and incl. approx. US cents 10 for the 2 Road Funds (Federal and State). This Fuel Price being without other Specific Fuel Taxes may be considered as the International Minimum Benchmark for a non-subsidised Road Transport Policy.

**Red Benchmark Line** = CRUDE OIL Prices on World Market ("Brent" at Rotterdam).

## 5.2.4 Detailed time series of fuel prices in America 1991 – 2006 (from Puerto Rico to Uruguay)

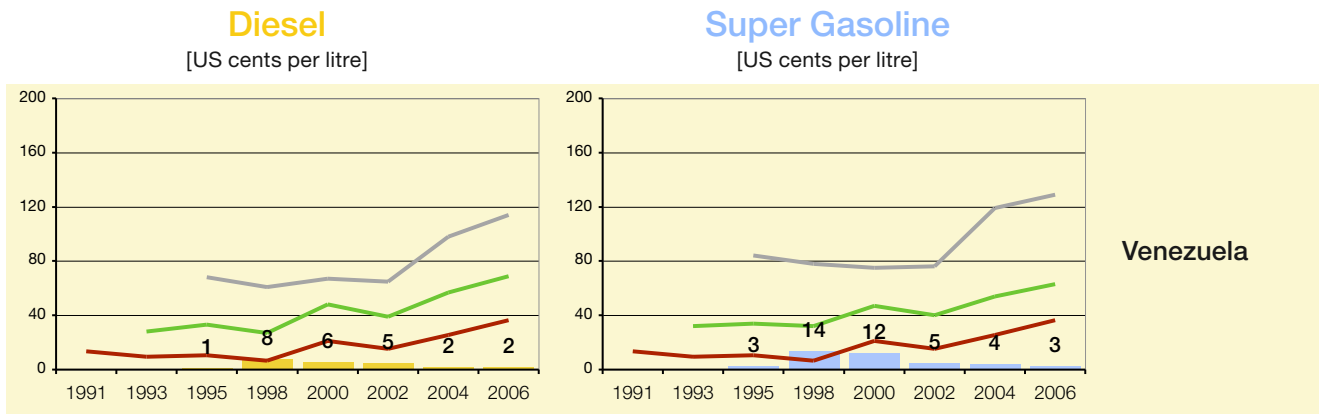


- Grey Benchmark Line** = Retail Fuel Prices of LUXEMBOURG = Orientation Level in European Union. In accordance with EU Directive 92/82, the member states of the EU are obliged to impose minimum taxation of €0.287 (37 US cents) per litre on unleaded gasoline and €0.245 (31 US cents) per litre on diesel fuel. Furthermore, petroleum products are subject to regular value-added tax.
- Green Benchmark Line** = Retail Fuel Prices in the UNITED STATES = aver. Cost-Covering Retail Prices incl. Industry Margin, VAT and incl. approx. US cents 10 for the 2 Road Funds (Federal and State). This Fuel Price being without other Specific Fuel Taxes may be considered as the International Minimum Benchmark for a non-subsidised Road Transport Policy.
- Red Benchmark Line** = CRUDE OIL Prices on World Market ("Brent" at Rotterdam).



## 5.2.4 Detailed time series of fuel prices in America

1991 – 2006 (Venezuela)



- **Grey Benchmark Line** = Retail Fuel Prices of LUXEMBOURG = Orientation Level in European Union. In accordance with EU Directive 92/82, the member states of the EU are obliged to impose minimum taxation of €0.287 (37 US cents) per litre on unleaded gasoline and €0.245 (31 US cents) per litre on diesel fuel. Furthermore, petroleum products are subject to regular value-added tax.
- **Green Benchmark Line** = Retail Fuel Prices in the UNITED STATES = aver. Cost-Covering Retail Prices incl. Industry Margin, VAT and incl. approx. US cents 10 for the 2 Road Funds (Federal and State). This Fuel Price being without other Specific Fuel Taxes may be considered as the International Minimum Benchmark for a non-subsidised Road Transport Policy.
- **Red Benchmark Line** = CRUDE OIL Prices on World Market ("Brent" at Rotterdam).

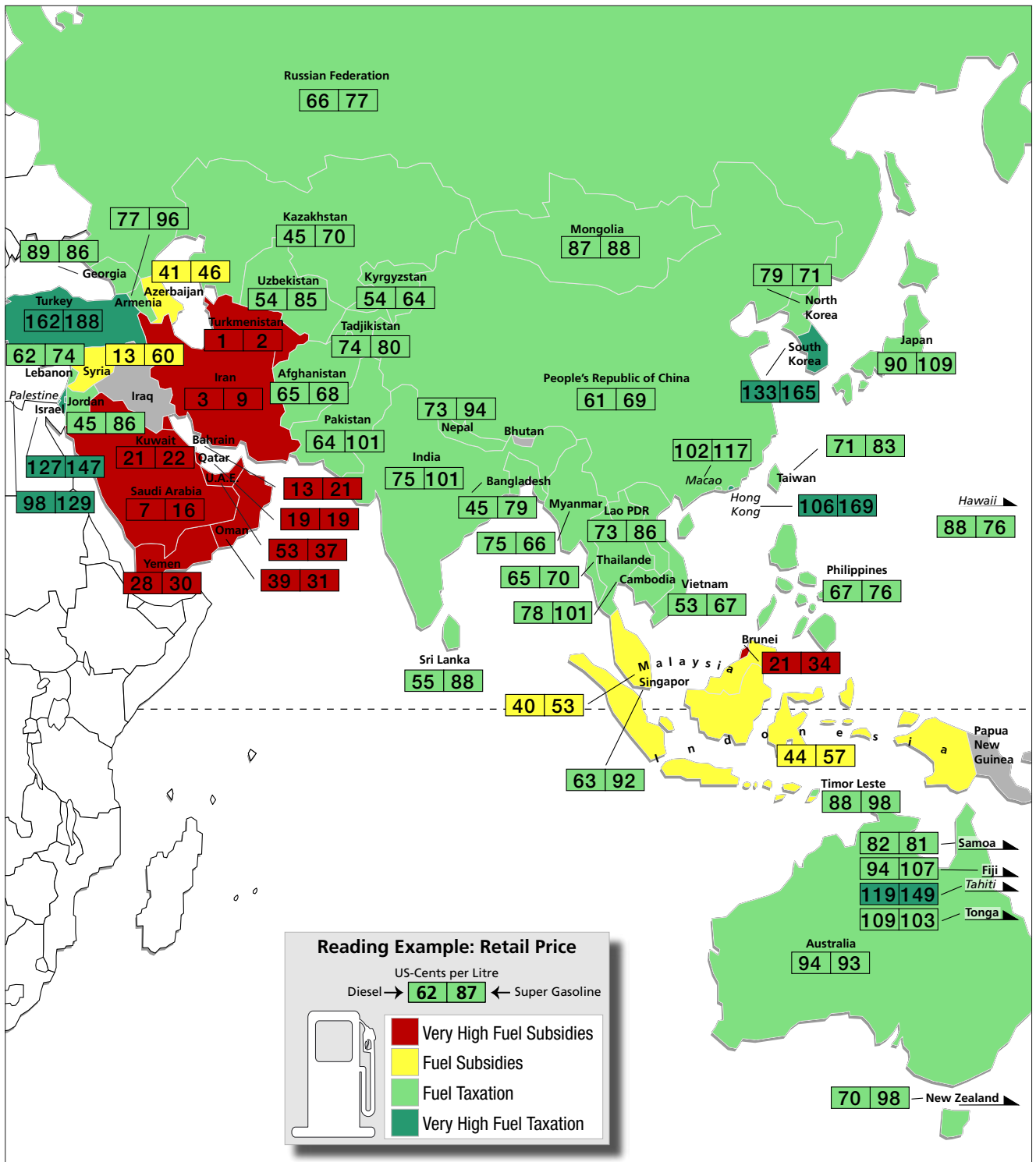




### 5.3 Fuel prices in Asia, Australia, and Pacific

- *Retail fuel prices in Asia, Australia, and Pacific*
- *Comparison of retail fuel prices in Asia, Australia, and Pacific*
- *Time Series of retail fuel prices in Asia, Australia, and Pacific*
- *Detailed time series of fuel prices in Asia, Australia, and Pacific*

### 5.3.1 Retail fuel prices in Asia, Australia, and Pacific as of November 2006 (in US cents/Litre)



#### Fuel Taxation Category 1: Very high Fuel Subsidies

The retail price of fuel (average of Diesel and Super Gasoline) is below the price for crude oil on world market.

#### Fuel Taxation Category 2: Fuel Subsidies

The retail price of fuel is above the price for crude oil on world market and below the price level of the United States.

Note: The fuel prices of the United States are aver. cost-covering retail prices incl. industry margin, VAT and incl. approx. US cents 10 for the two road funds (federal and state). This fuel price being without other specific fuel taxes may be considered as the international minimum benchmark for a non-subsidised road transport policy.

#### Fuel Taxation Category 3: Fuel Taxation

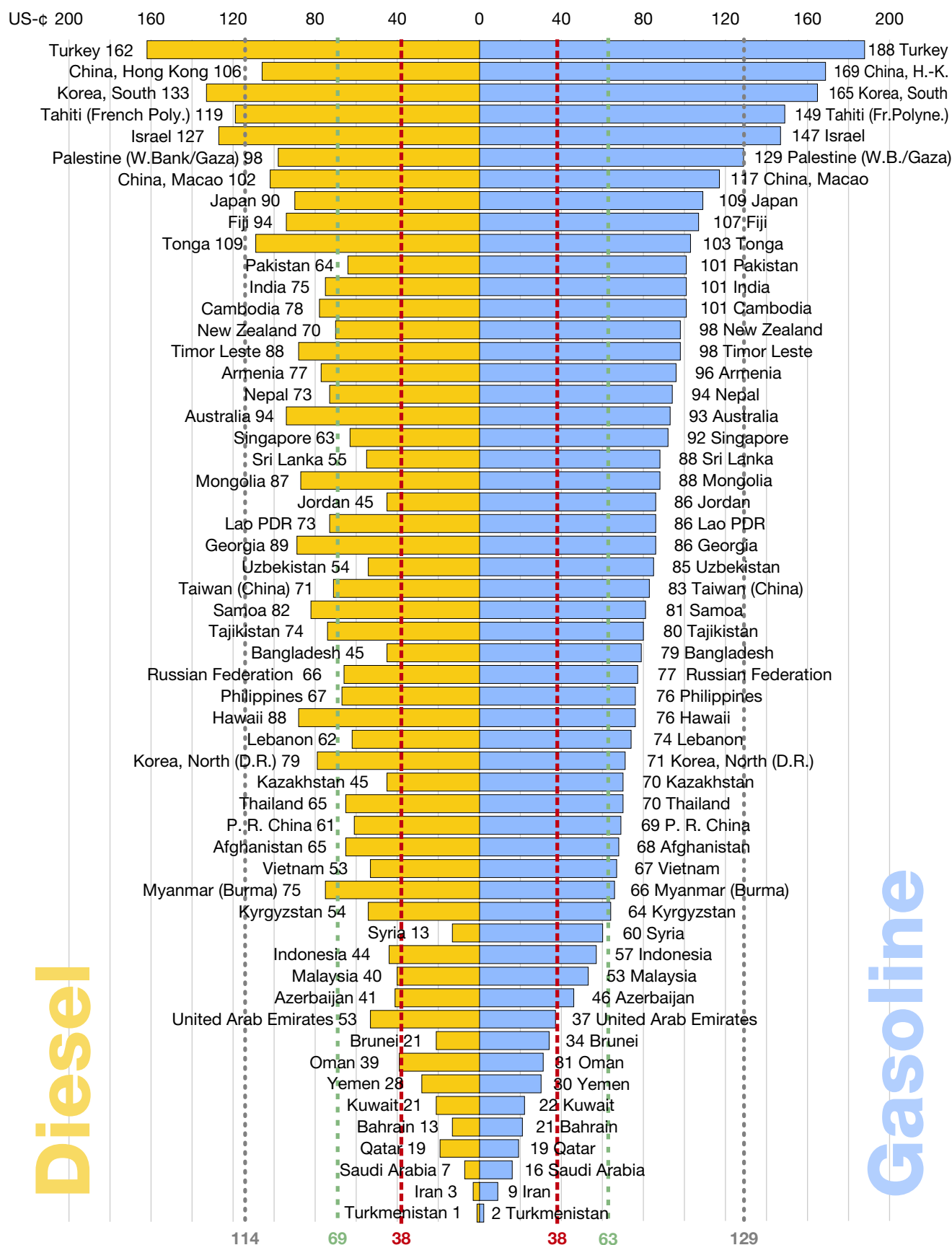
The retail price of fuel is above the price level of the United States and below the price level of Luxembourg.

Note: The fuel prices in Luxembourg reflect an orientation level in the European Union. Prices in EU countries are subject to VAT, a EU-imposed minimum taxation of €0.287 (37 US cents) per litre on unleaded gasoline and €0.245 (31 US cents) per litre on diesel fuel as well as other country-specific duties and taxes.

#### Fuel Taxation Category 4: Very high Fuel Taxation

The retail price of fuel is above the price level of Luxembourg.

### 5.3.2 Comparison of retail fuel prices in Asia, Australia, and Pacific as of November 2006 (in US cents/litre)



- Grey Benchmark Line** = Retail Fuel Prices of LUXEMBOURG = Orientation Level in European Union. In accordance with EU Directive 92/82, the member states of the EU are obliged to impose minimum taxation of €0.287 (37 US cents) per litre on unleaded gasoline and €0.245 (31 US cents) per litre on diesel fuel. Furthermore, petroleum products are subject to regular value-added tax.
- Green Benchmark Line** = Retail Fuel Prices in the UNITED STATES = aver. Cost-Covering Retail Prices incl. Industry Margin, VAT and incl. approx. US cents 10 for the 2 Road Funds (Federal and State). This Fuel Price being without other Specific Fuel Taxes may be considered as the International Minimum Benchmark for a non-subsidised Road Transport Policy.
- Red Benchmark Line** = CRUDE OIL Prices on World Market ("Brent" at Rotterdam).

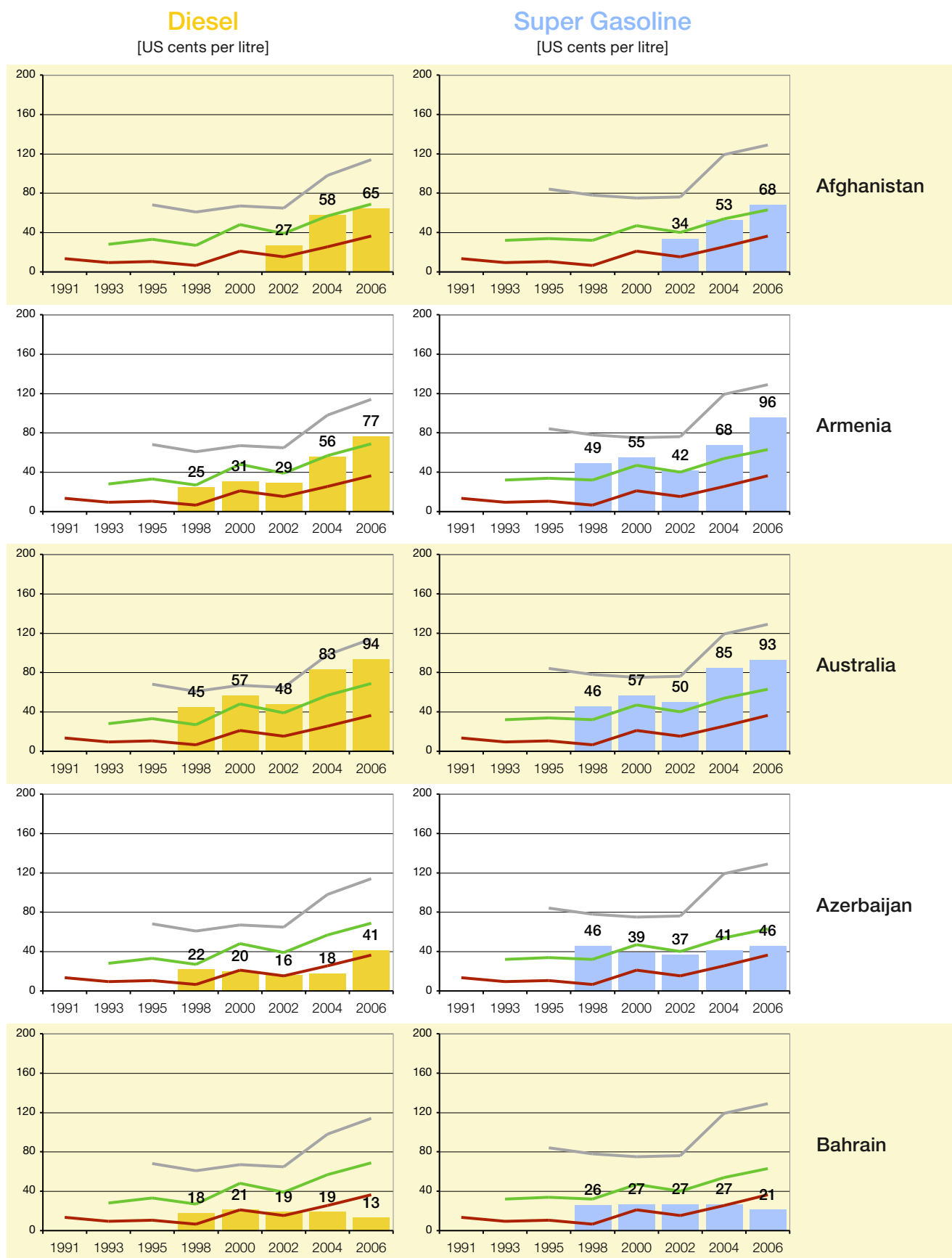
### 5.3.3 Time Series of retail fuel prices in Asia, Australia, and Pacific in US cent per litre (last survey 15–17 November 2006)

Country	Diesel [US cents/Litre]								Super Gasoline [US cents/Litre]							
	1991	1993	1995	1998	2000	2002	2004	2006	1991	1993	1995	1998	2000	2002	2004	2006
Afghanistan						27	58	65						34	53	68
Armenia				25	31	29	56	77				49	55	42	68	96
Australia				45	57	48	83	94				46	57	50	85	93
Azerbaijan				22	20	16	18	41				46	39	37	41	46
Bahrain				18	21	19	19	13				26	27	27	27	21
Bangladesh			31	26	29	29	34	45			36	47	46	52	59	79
Bhutan				26	38		59					59	58		78	
Brunei				18	18	18	19	21				34	31	30	32	34
Cambodia				28	44	44	61	78				47	61	63	79	101
China			24	25	45	37	43	61			27	28	40	42	48	69
China, Hong Kong	57		74	85	80	77	100	106	82		119	136	146	147	154	169
China, Macao				51	50			102				74	73			117
Fiji				37			73	94				50			91	107
Georgia				25		41	67	89				46		48	73	86
Hawaii								88 <sup>4</sup>								76 <sup>4</sup>
India	23		19	21	39	41	62	75	56		48	56	60	66	87	101
Indonesia	13		20	7	6	19	18	44	24		44	16	17	27	27	57
Iran				1	2	2	2	3				8	5	7	9	9
Iraq				1	3	1	1					1	3	2	3	
Israel			31	31	64	62	80	127			73	86	114	90	105	147
Japan			75	69	76	66	95	90			125	102	106	91	126	109
Jordan			15	15	15	17	19	45			40	42	45	52	61	86
Kazakhstan				24	29	29	38	45			30	30	36	35	52	70
Korea, North (D.R.)				41	35	41	61	79				73	55	55	78	71
Korea, South (R.)	25		33	41	66	64	95	133	54		79	93	92	109	135	165
Kuwait				13	18	18	24	21				17	21	20	24	22
Kyrgyzstan				27	33	25	43	54				47	44	39	48	64
Lao PDR				24	32	30	48	73				31	41	36	54	86
Lebanon				22	31	25	43	62				35	53	65	71	74
Malaysia	22		26	17	16	19	22	40	40		42	28	28	35	37	53
Mongolia				22	38	37	67	87				23	38	38	61	88
Myanmar (Burma)				12	12	28	10	75 <sup>5</sup>				13	33	36	12	66 <sup>5</sup>
Nepal	31		22	24	37	34	49	73	65		52	59	63	66	72	94
New Zealand			32	39	34	33	41	70			61	64	48	55	77	98
Oman				26	29	26	26	39				31	31	31	31	31
Pakistan			20	19	27	35	41	64			47	46	53	52	62	101
Palestine (WB Gaza)				31	61	52	70	98				86	108	99	117	129
Papua New Guinea				28	34		64					41	53		94	
Philippines	25		27	22	28	27	34	67	40		34	34	37	35	52	76
Qatar				15			16	19				16			21	19
Russian Federation			28	18	29	25	45	66			35	28	33	35	55	77
Samoa								82 <sup>6</sup>								81 <sup>6</sup>
Saudi Arabia			9	10	10	10	10	7			16	16	24	24	24	16
Singapore	28		33	36	38	38	55	63	61		85	72	84	85	89	92
Sri Lanka	27		23	30	27	31	41	55	75		75	84	66	54	72	88
Syria				14	13	18	13	13				45	44	53	46	60
Tahiti (French Polyn.)								119 <sup>7</sup>								149 <sup>7</sup>
Taiwan (China)	48		38	41	50	41	55	71	69		59	57	61	51	71	83
Tajikistan				13	55	24	59	74				26	45	36	67	80
Thailand	26		30	27	35	32	37	65	36		34	30	39	36	54	70
Timor-Leste							65	88							65	98
Tonga								109 <sup>8</sup>								103 <sup>8</sup>
Turkey			37	47	66	78	112	162			56	78	88	102	144	188
Turkmenistan				5	2	1	1	1				9	2	2	2	2
Utd. Arab Emirates				15	26	30	28	53				23	25	29	28	37
Uzbekistan			31	9	9	26	30	54 <sup>9</sup>			32	11	14	38	35	85 <sup>9</sup>
Vietnam			25	26	27	27	32	53			34	35	38	34	48	67
Yemen				7	6	10	9	28				26	21	21	19	30

<sup>4</sup> Price 04-2006, <sup>5</sup> Normal Price, <sup>6</sup> Price 04-2006, <sup>7</sup> Price 04-2006, <sup>8</sup> Price 04-2006, <sup>9</sup> Average Price

Note: Survey data of mid Nov. of each year

### 5.3.4 Detailed time series of Asia, Australia, and Pacific 1991 – 2006 (from Afghanistan to Bahrain)

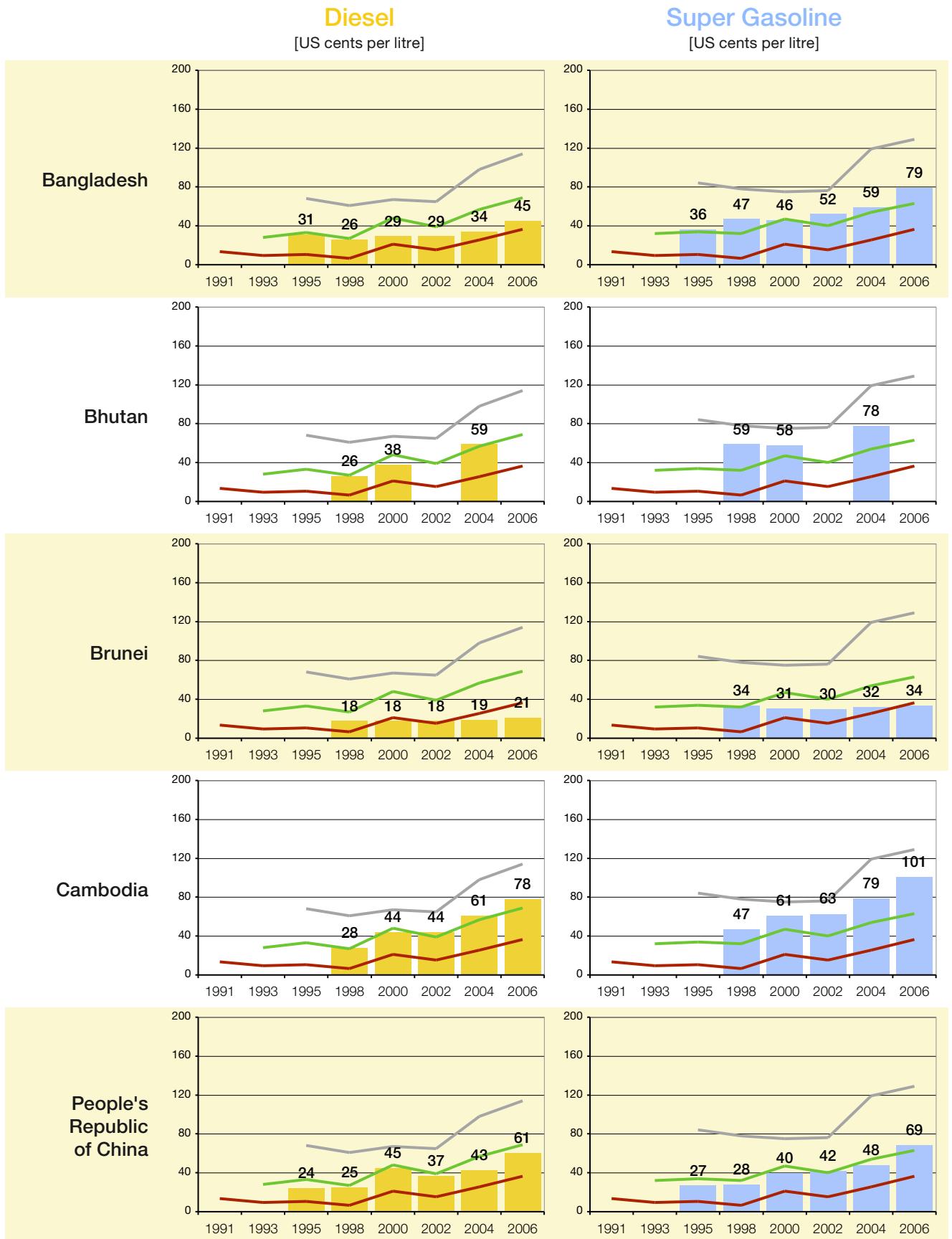


**Grey Benchmark Line** = Retail Fuel Prices of LUXEMBOURG = Orientation Level in European Union. In accordance with EU Directive 92/82, the member states of the EU are obliged to impose minimum taxation of €0.287 (37 US cents) per litre on unleaded gasoline and €0.245 (31 US cents) per litre on diesel fuel. Furthermore, petroleum products are subject to regular value-added tax.

**Green Benchmark Line** = Retail Fuel Prices in the UNITED STATES = aver. Cost-Covering Retail Prices incl. Industry Margin, VAT and incl. approx. US cents 10 for the 2 Road Funds (Federal and State). This Fuel Price being without other Specific Fuel Taxes may be considered as the International Minimum Benchmark for a non-subsidised Road Transport Policy.

**Red Benchmark Line** = CRUDE OIL Prices on World Market ("Brent" at Rotterdam).

### 5.3.4 Detailed time series of Asia, Australia, and Pacific 1991 – 2006 (from Bangladesh to People's Republic of China)



**Grey Benchmark Line** = Retail Fuel Prices of LUXEMBOURG = Orientation Level in European Union. In accordance with EU Directive 92/82, the member states of the EU are obliged to impose minimum taxation of €0.287 (37 US cents) per litre on unleaded gasoline and €0.245 (31 US cents) per litre on diesel fuel. Furthermore, petroleum products are subject to regular value-added tax.

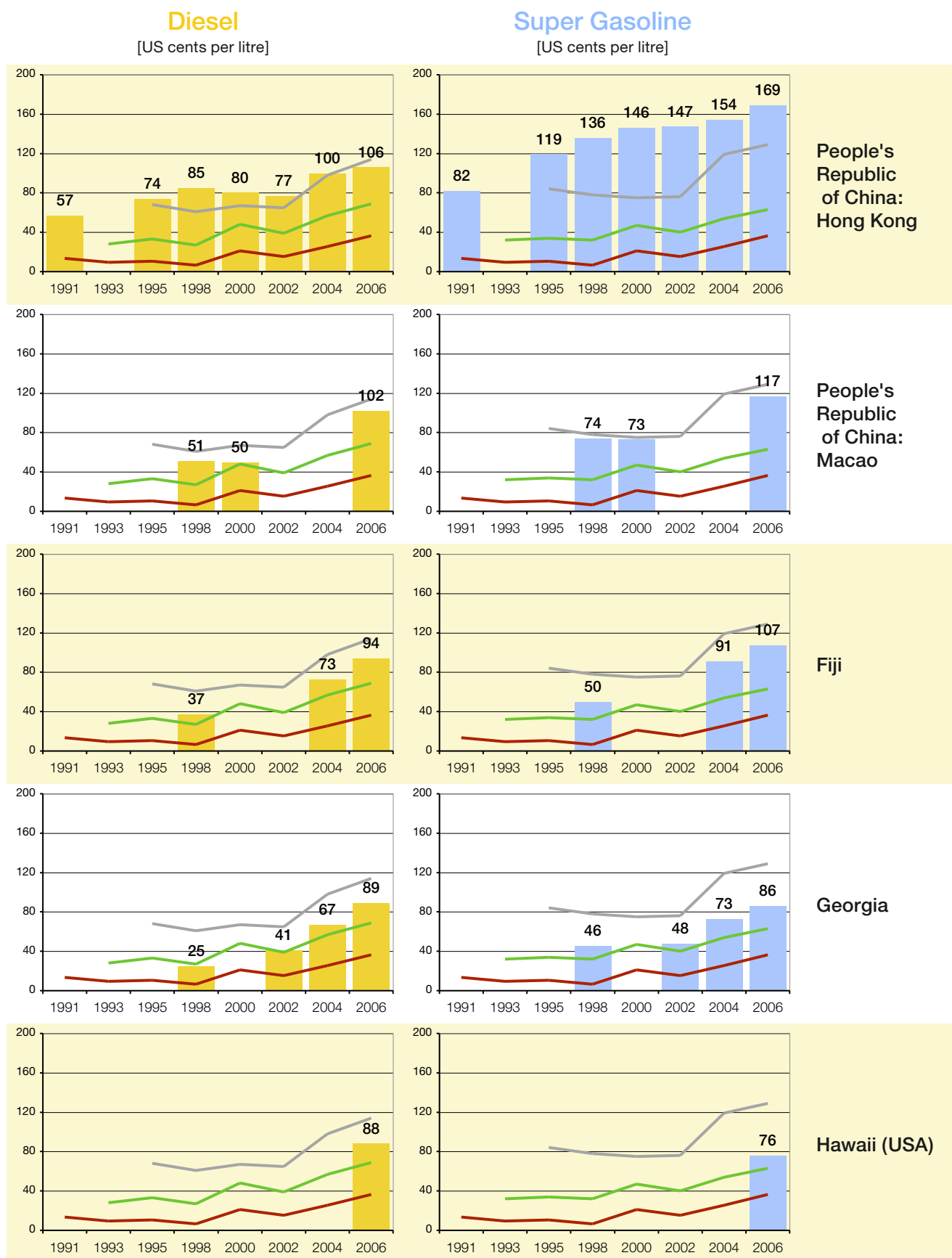
**Green Benchmark Line** = Retail Fuel Prices in the UNITED STATES = aver. Cost-Covering Retail Prices incl. Industry Margin, VAT and incl. approx. US cents 10 for the 2 Road Funds (Federal and State). This Fuel Price being without other Specific Fuel Taxes may be considered as the International Minimum Benchmark for a non-subsidised Road Transport Policy.

**Red Benchmark Line** = CRUDE OIL Prices on World Market ("Brent" at Rotterdam).



### 5.3.4 Detailed time series of Asia, Australia, and Pacific

1991 – 2006 (Hong Kong to Hawaii)

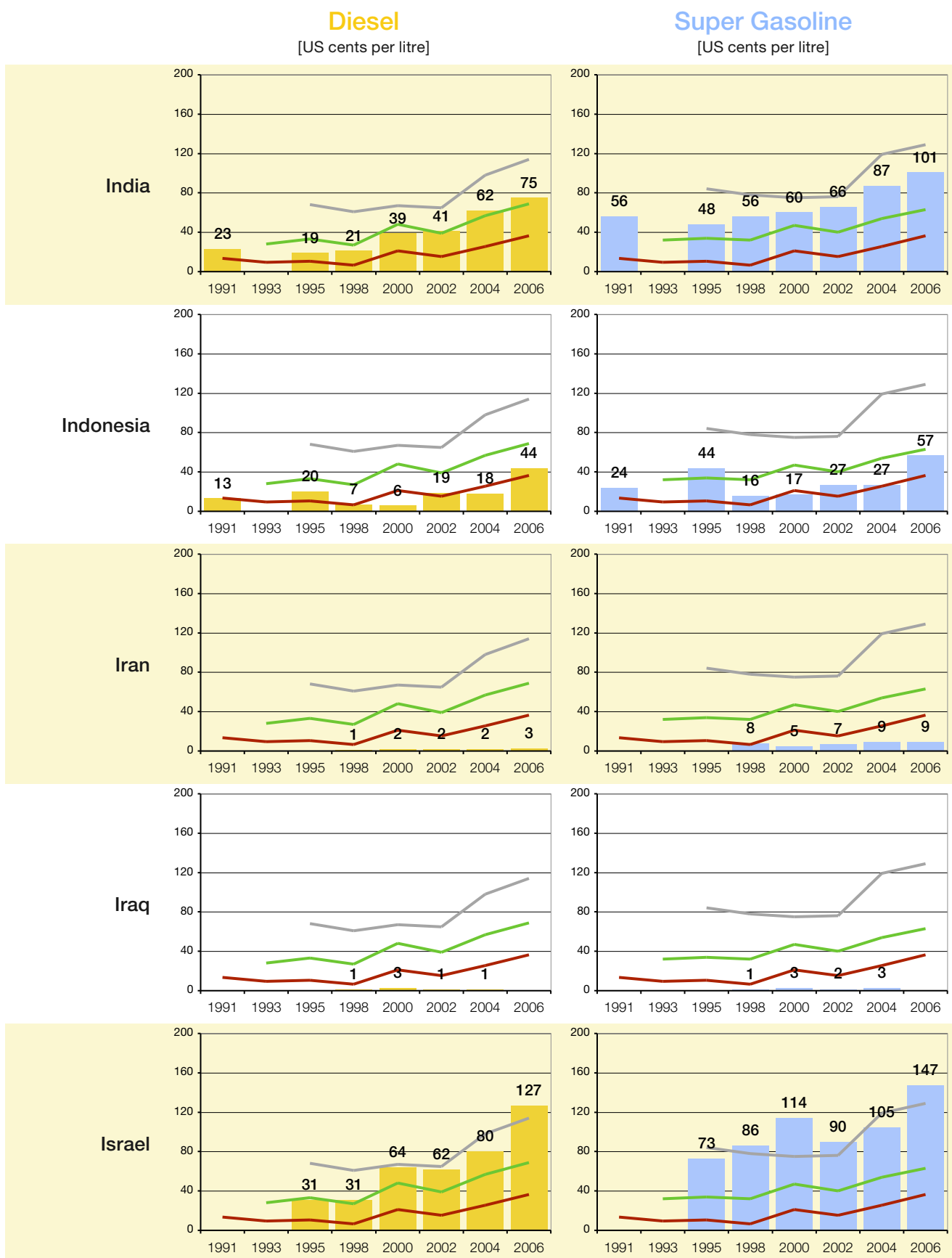


**Grey Benchmark Line** = Retail Fuel Prices of LUXEMBOURG = Orientation Level in European Union. In accordance with EU Directive 92/82, the member states of the EU are obliged to impose minimum taxation of €0.287 (37 US cents) per litre on unleaded gasoline and €0.245 (31 US cents) per litre on diesel fuel. Furthermore, petroleum products are subject to regular value-added tax.

**Green Benchmark Line** = Retail Fuel Prices in the UNITED STATES = aver. Cost-Covering Retail Prices incl. Industry Margin, VAT and incl. approx. US cents 10 for the 2 Road Funds (Federal and State). This Fuel Price being without other Specific Fuel Taxes may be considered as the International Minimum Benchmark for a non-subsidised Road Transport Policy.

**Red Benchmark Line** = CRUDE OIL Prices on World Market ("Brent" at Rotterdam).

### 5.3.4 Detailed time series of Asia, Australia, and Pacific 1991 – 2006 (from India to Israel)

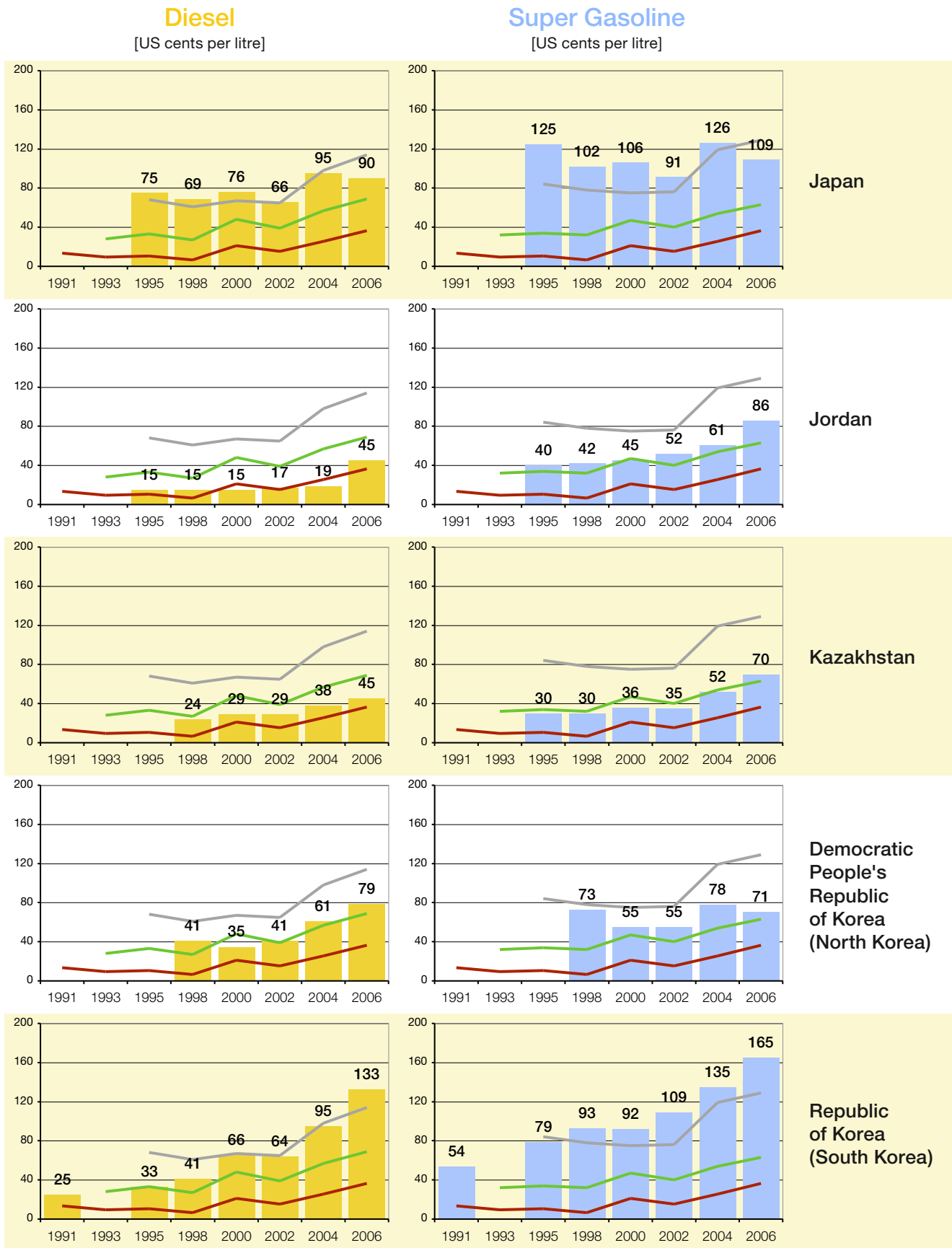


**Grey Benchmark Line** = Retail Fuel Prices of LUXEMBOURG = Orientation Level in European Union. In accordance with EU Directive 92/82, the member states of the EU are obliged to impose minimum taxation of €0.287 (37 US cents) per litre on unleaded gasoline and €0.245 (31 US cents) per litre on diesel fuel. Furthermore, petroleum products are subject to regular value-added tax.

**Green Benchmark Line** = Retail Fuel Prices in the UNITED STATES = aver. Cost-Covering Retail Prices incl. Industry Margin, VAT and incl. approx. US cents 10 for the 2 Road Funds (Federal and State). This Fuel Price being without other Specific Fuel Taxes may be considered as the International Minimum Benchmark for a non-subsidised Road Transport Policy.

**Red Benchmark Line** = CRUDE OIL Prices on World Market ("Brent" at Rotterdam).

### 5.3.4 Detailed time series of Asia, Australia, and Pacific 1991 – 2006 (from Japan to South Korea)

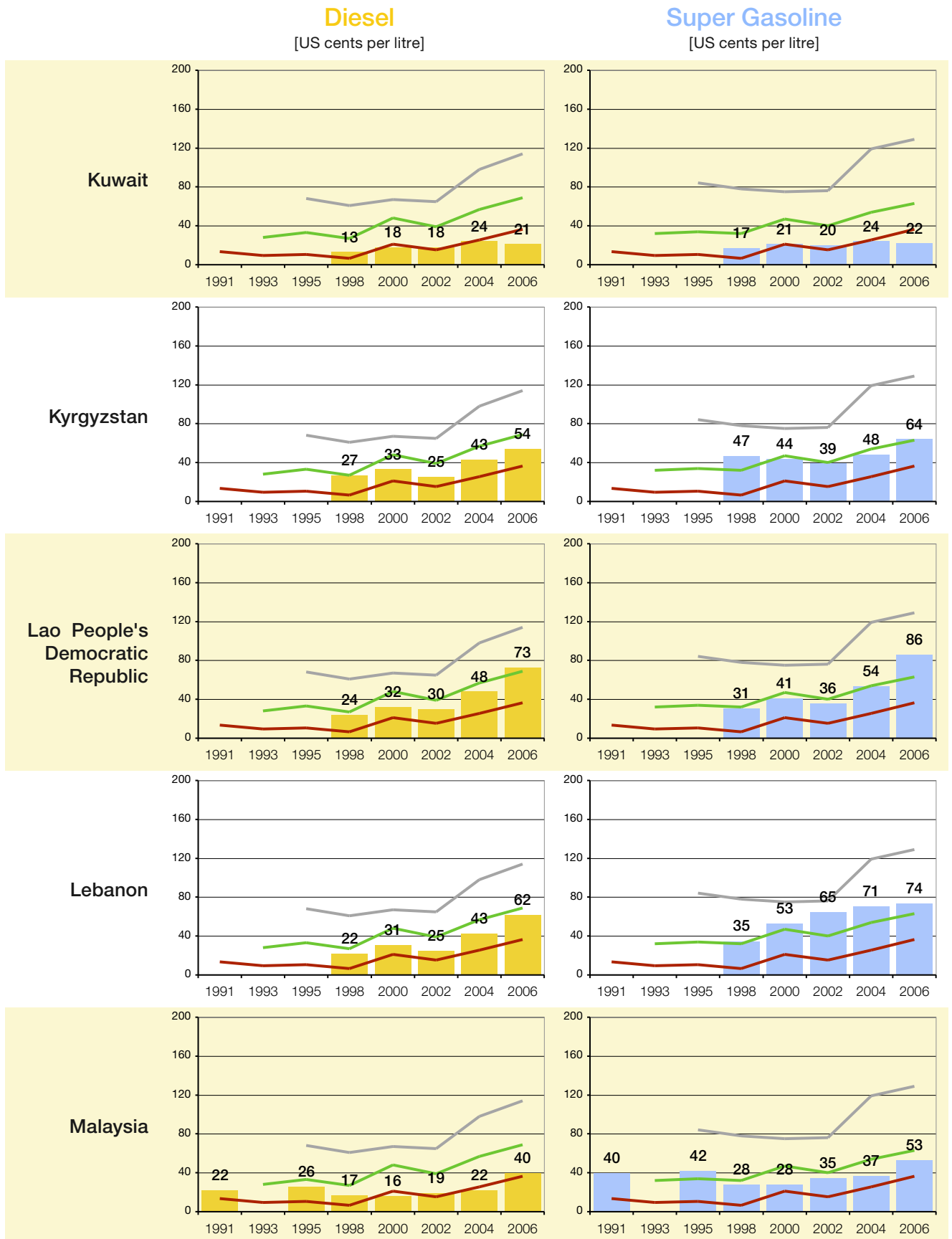


**Grey Benchmark Line** = Retail Fuel Prices of LUXEMBOURG = Orientation Level in European Union. In accordance with EU Directive 92/82, the member states of the EU are obliged to impose minimum taxation of €0.287 (37 US cents) per litre on unleaded gasoline and €0.245 (31 US cents) per litre on diesel fuel. Furthermore, petroleum products are subject to regular value-added tax.

**Green Benchmark Line** = Retail Fuel Prices in the UNITED STATES = aver. Cost-Covering Retail Prices incl. Industry Margin, VAT and incl. approx. US cents 10 for the 2 Road Funds (Federal and State). This Fuel Price being without other Specific Fuel Taxes may be considered as the International Minimum Benchmark for a non-subsidised Road Transport Policy.

**Red Benchmark Line** = CRUDE OIL Prices on World Market ("Brent" at Rotterdam).

### 5.3.4 Detailed time series of Asia, Australia, and Pacific 1991 – 2006 (from Kuwait to Malaysia)



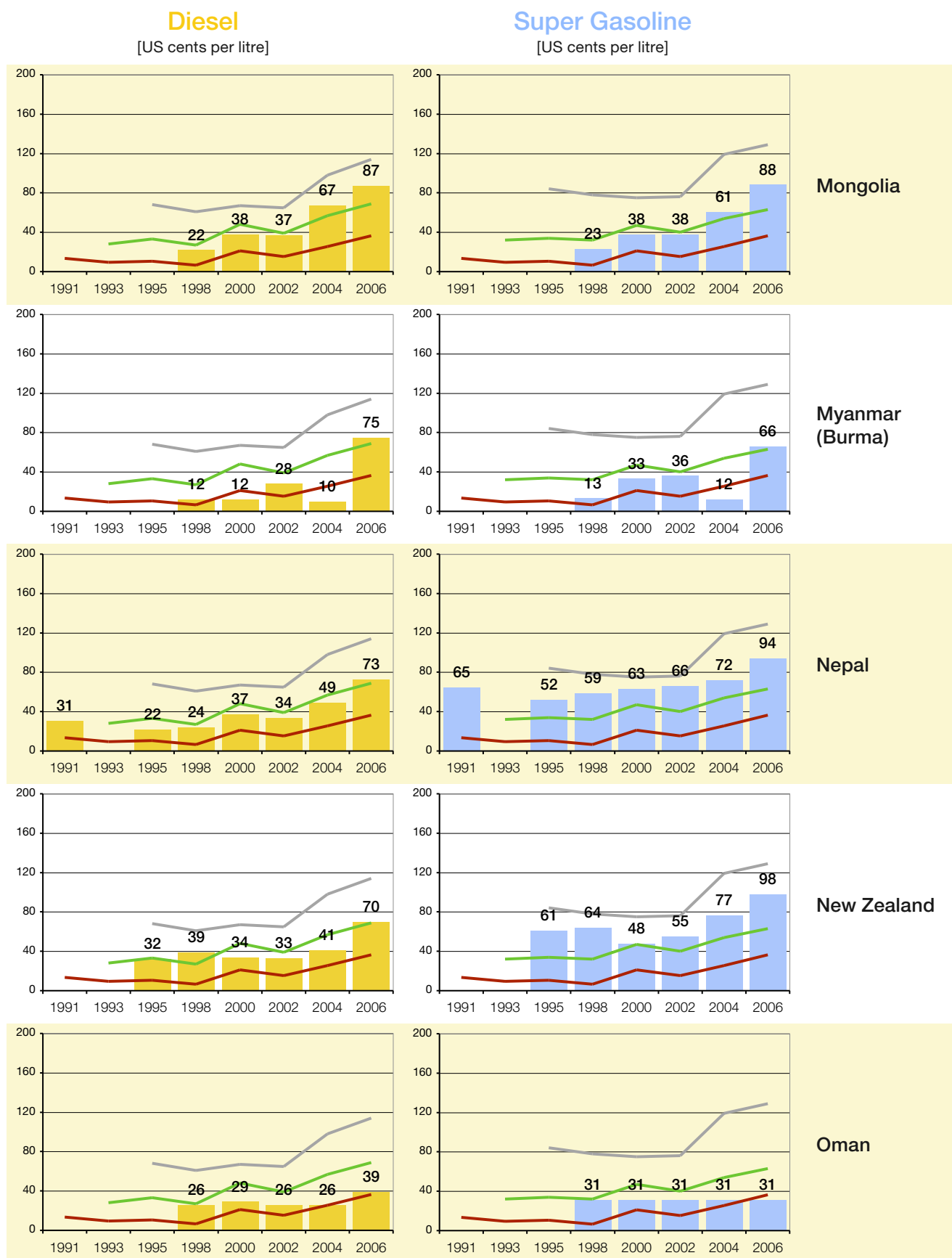
**Grey Benchmark Line** = Retail Fuel Prices of LUXEMBOURG = Orientation Level in European Union. In accordance with EU Directive 92/82, the member states of the EU are obliged to impose minimum taxation of €0.287 (37 US cents) per litre on unleaded gasoline and €0.245 (31 US cents) per litre on diesel fuel. Furthermore, petroleum products are subject to regular value-added tax.

**Green Benchmark Line** = Retail Fuel Prices in the UNITED STATES = aver. Cost-Covering Retail Prices incl. Industry Margin, VAT and incl. approx. US cents 10 for the 2 Road Funds (Federal and State). This Fuel Price being without other Specific Fuel Taxes may be considered as the International Minimum Benchmark for a non-subsidised Road Transport Policy.

**Red Benchmark Line** = CRUDE OIL Prices on World Market ("Brent" at Rotterdam).

### 5.3.4 Detailed time series of Asia, Australia, and Pacific

1991 – 2006 (from Mongolia to Oman)

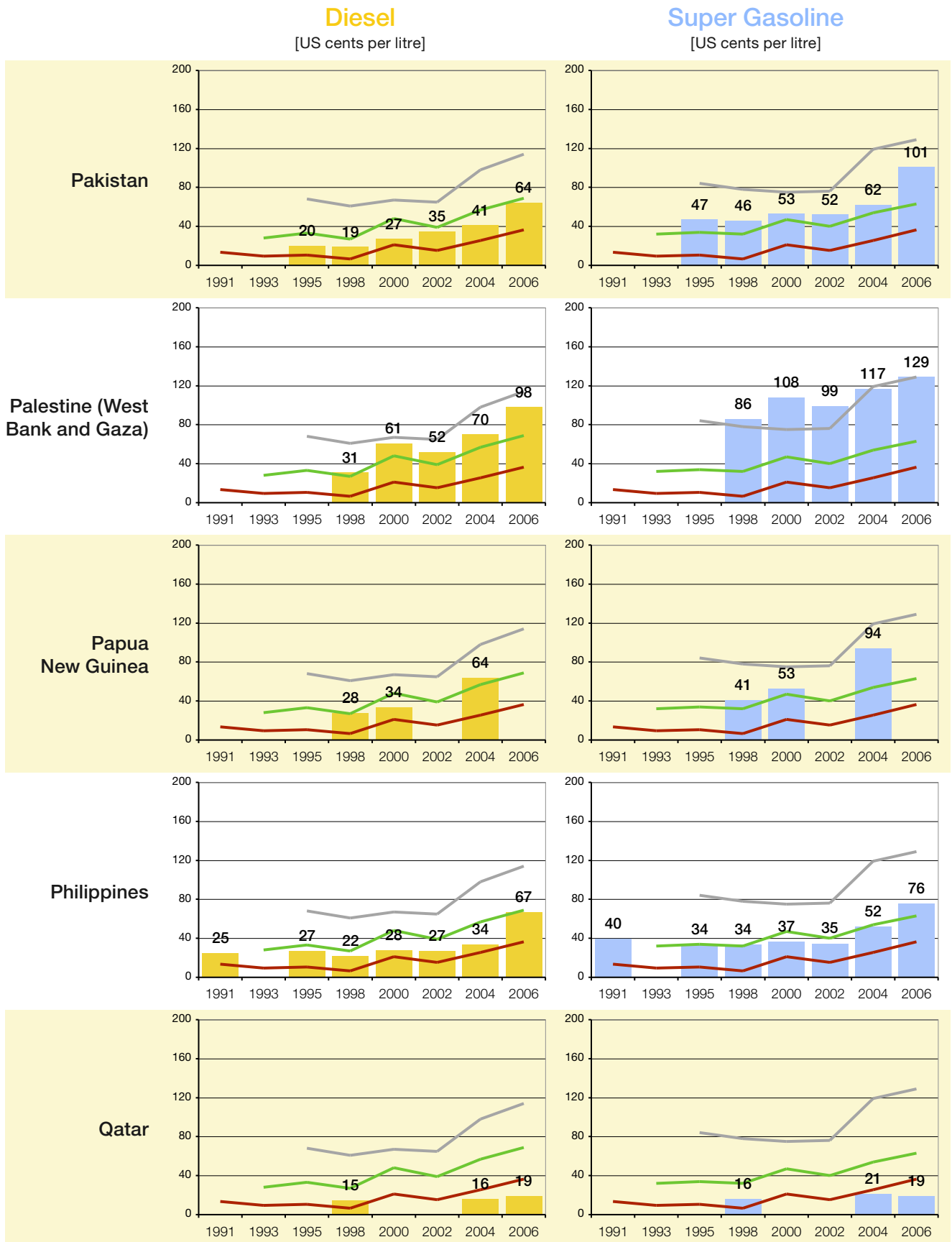


**Grey Benchmark Line** = Retail Fuel Prices of LUXEMBOURG = Orientation Level in European Union. In accordance with EU Directive 92/82, the member states of the EU are obliged to impose minimum taxation of €0.287 (37 US cents) per litre on unleaded gasoline and €0.245 (31 US cents) per litre on diesel fuel. Furthermore, petroleum products are subject to regular value-added tax.

**Green Benchmark Line** = Retail Fuel Prices in the UNITED STATES = aver. Cost-Covering Retail Prices incl. Industry Margin, VAT and incl. approx. US cents 10 for the 2 Road Funds (Federal and State). This Fuel Price being without other Specific Fuel Taxes may be considered as the International Minimum Benchmark for a non-subsidised Road Transport Policy.

**Red Benchmark Line** = CRUDE OIL Prices on World Market ("Brent" at Rotterdam).

### 5.3.4 Detailed time series of Asia, Australia, and Pacific 1991 – 2006 (from Pakistan to Qatar)

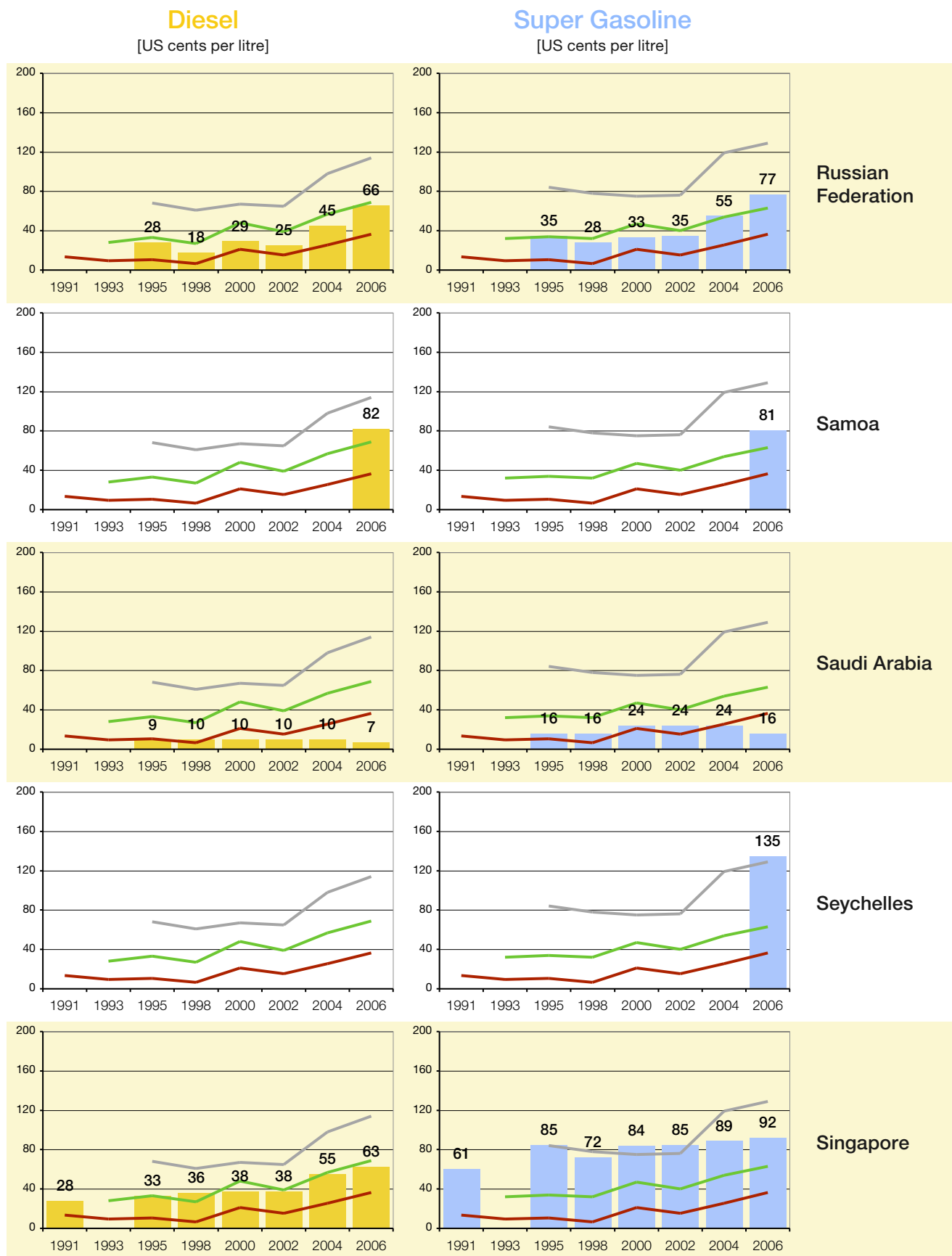


— **Grey Benchmark Line** = Retail Fuel Prices of LUXEMBOURG = Orientation Level in European Union. In accordance with EU Directive 92/82, the member states of the EU are obliged to impose minimum taxation of €0.287 (37 US cents) per litre on unleaded gasoline and €0.245 (31 US cents) per litre on diesel fuel. Furthermore, petroleum products are subject to regular value-added tax.

— **Green Benchmark Line** = Retail Fuel Prices in the UNITED STATES = aver. Cost-Covering Retail Prices incl. Industry Margin, VAT and incl. approx. US cents 10 for the 2 Road Funds (Federal and State). This Fuel Price being without other Specific Fuel Taxes may be considered as the International Minimum Benchmark for a non-subsidised Road Transport Policy.

— **Red Benchmark Line** = CRUDE OIL Prices on World Market ("Brent" at Rotterdam).

### 5.3.4 Detailed time series of Asia, Australia, and Pacific 1991 – 2006 (from Russian Federation to Singapore)

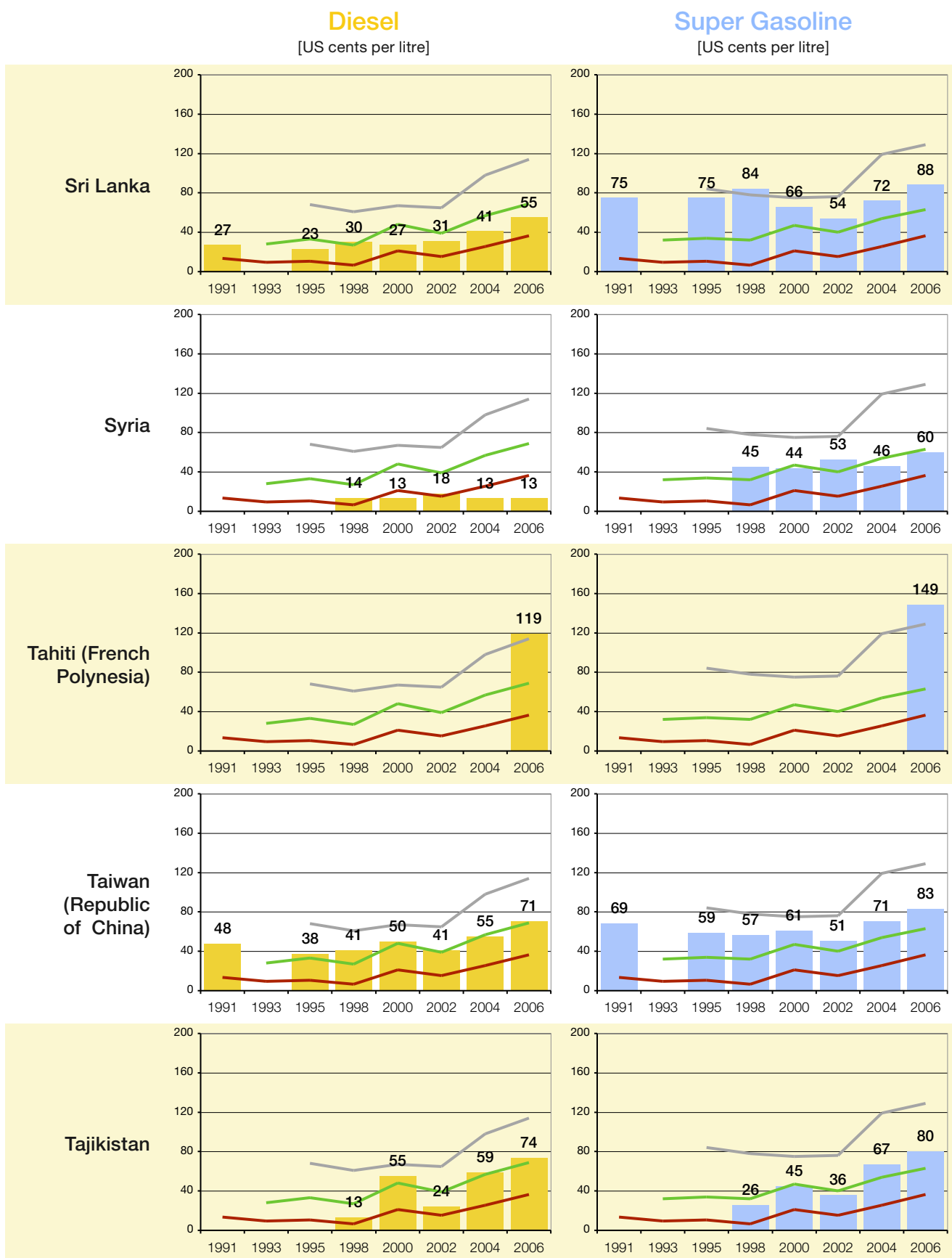


**Grey Benchmark Line** = Retail Fuel Prices of LUXEMBOURG = Orientation Level in European Union. In accordance with EU Directive 92/82, the member states of the EU are obliged to impose minimum taxation of €0.287 (37 US cents) per litre on unleaded gasoline and €0.245 (31 US cents) per litre on diesel fuel. Furthermore, petroleum products are subject to regular value-added tax.

**Green Benchmark Line** = Retail Fuel Prices in the UNITED STATES = aver. Cost-Covering Retail Prices incl. Industry Margin, VAT and incl. approx. US cents 10 for the 2 Road Funds (Federal and State). This Fuel Price being without other Specific Fuel Taxes may be considered as the International Minimum Benchmark for a non-subsidised Road Transport Policy.

**Red Benchmark Line** = CRUDE OIL Prices on World Market ("Brent" at Rotterdam).

### 5.3.4 Detailed time series of Asia, Australia, and Pacific 1991 – 2006 (from Sri Lanka to Tajikistan)



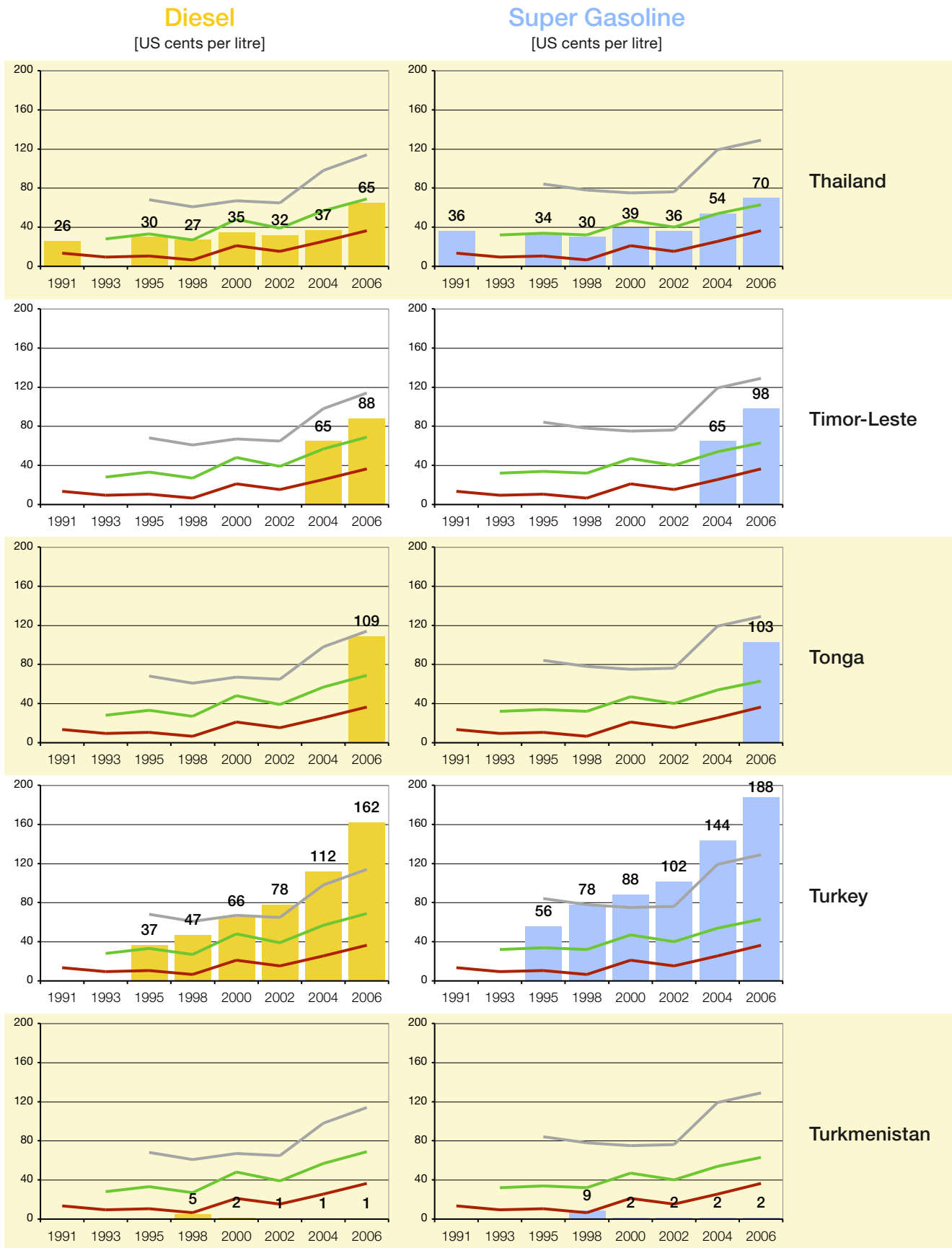
**Grey Benchmark Line** = Retail Fuel Prices of LUXEMBOURG = Orientation Level in European Union. In accordance with EU Directive 92/82, the member states of the EU are obliged to impose minimum taxation of €0.287 (37 US cents) per litre on unleaded gasoline and €0.245 (31 US cents) per litre on diesel fuel. Furthermore, petroleum products are subject to regular value-added tax.

**Green Benchmark Line** = Retail Fuel Prices in the UNITED STATES = aver. Cost-Covering Retail Prices incl. Industry Margin, VAT and incl. approx. US cents 10 for the 2 Road Funds (Federal and State). This Fuel Price being without other Specific Fuel Taxes may be considered as the International Minimum Benchmark for a non-subsidised Road Transport Policy.

**Red Benchmark Line** = CRUDE OIL Prices on World Market ("Brent" at Rotterdam).



### 5.3.4 Detailed time series of Asia, Australia, and Pacific 1991 – 2006 (from Thailand to Turkmenistan)

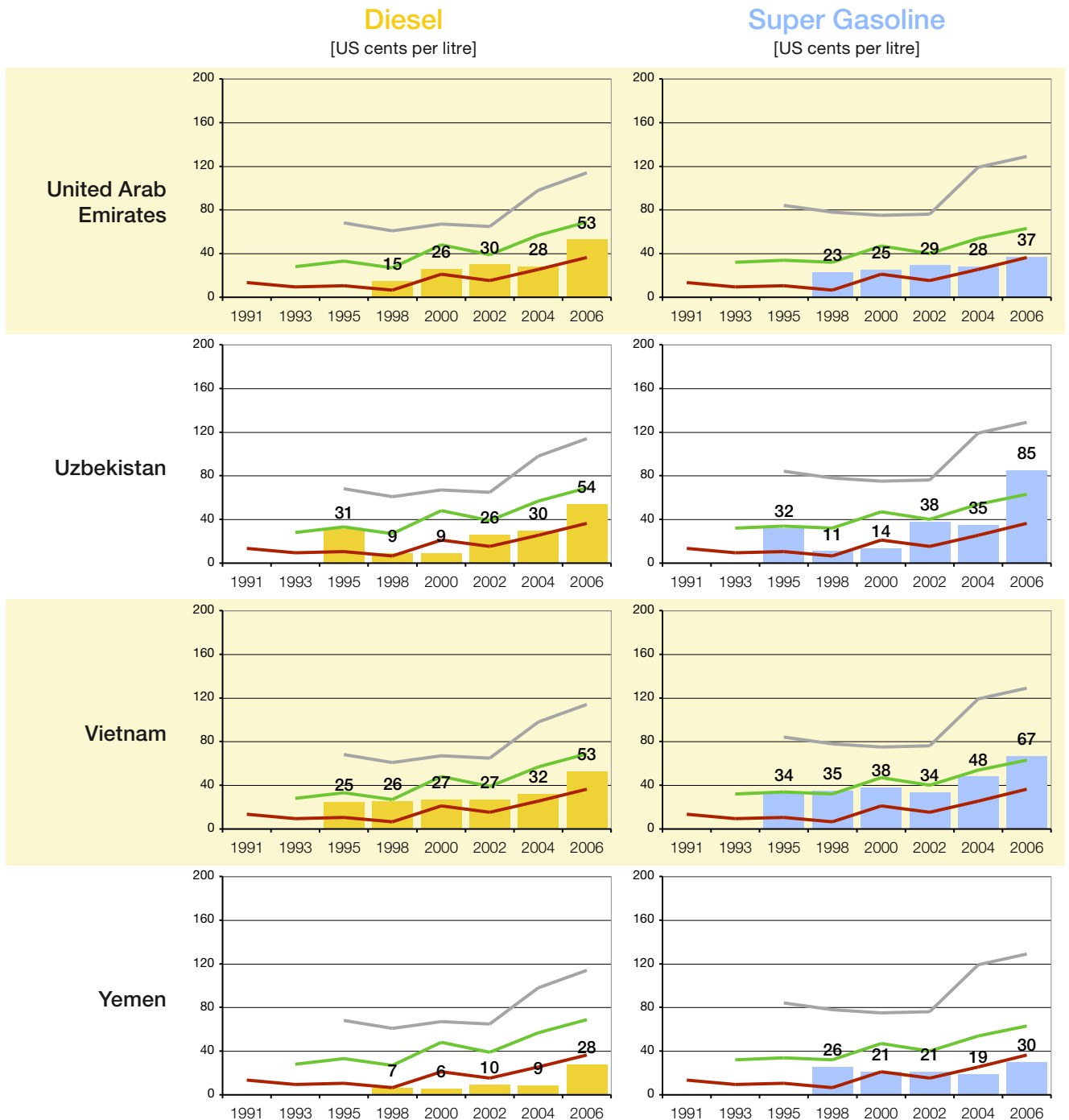


**Grey Benchmark Line** = Retail Fuel Prices of LUXEMBOURG = Orientation Level in European Union. In accordance with EU Directive 92/82, the member states of the EU are obliged to impose minimum taxation of €0.287 (37 US cents) per litre on unleaded gasoline and €0.245 (31 US cents) per litre on diesel fuel. Furthermore, petroleum products are subject to regular value-added tax.

**Green Benchmark Line** = Retail Fuel Prices in the UNITED STATES = aver. Cost-Covering Retail Prices incl. Industry Margin, VAT and incl. approx. US cents 10 for the 2 Road Funds (Federal and State). This Fuel Price being without other Specific Fuel Taxes may be considered as the International Minimum Benchmark for a non-subsidised Road Transport Policy.

**Red Benchmark Line** = CRUDE OIL Prices on World Market ("Brent" at Rotterdam).

### 5.3.4 Detailed time series of Asia, Australia, and Pacific 1991 – 2006 (from United Arab Emirates to Yemen)



**Grey Benchmark Line** = Retail Fuel Prices of LUXEMBOURG = Orientation Level in European Union. In accordance with EU Directive 92/82, the member states of the EU are obliged to impose minimum taxation of €0.287 (37 US cents) per litre on unleaded gasoline and €0.245 (31 US cents) per litre on diesel fuel. Furthermore, petroleum products are subject to regular value-added tax.

**Green Benchmark Line** = Retail Fuel Prices in the UNITED STATES = aver. Cost-Covering Retail Prices incl. Industry Margin, VAT and incl. approx. US cents 10 for the 2 Road Funds (Federal and State). This Fuel Price being without other Specific Fuel Taxes may be considered as the International Minimum Benchmark for a non-subsidised Road Transport Policy.

**Red Benchmark Line** = CRUDE OIL Prices on World Market ("Brent" at Rotterdam).

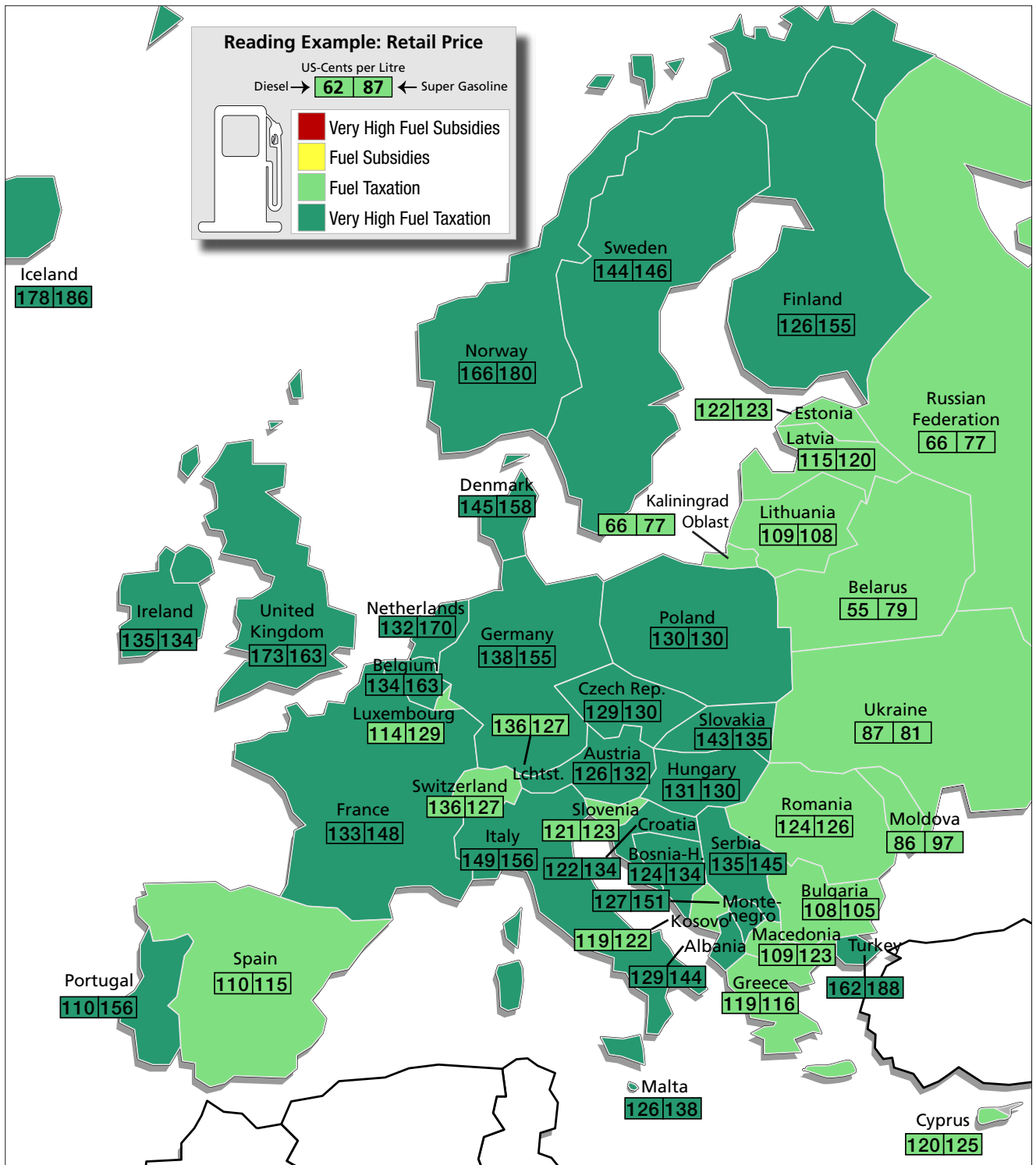


#### 5.4 Fuel prices in Europe

- *Retail fuel prices in Europe*
- *Comparison of retail fuel prices in Europe*
- *Time Series of retail fuel prices in Europe*
- *Detailed time series of fuel prices in Europe*

## 5.4.1 Retail fuel prices in Europe

as of November 2006 (in US cents/Litre)



### Fuel Taxation Category 1: Very high Fuel Subsidies

The retail price of fuel (average of Diesel and Super Gasoline) is below the price for crude oil on world market.

### Fuel Taxation Category 2: Fuel Subsidies

The retail price of fuel is above the price for crude oil on world market and below the price level of the United States.

Note: The fuel prices of the United States are aver. cost-covering retail prices incl. industry margin, VAT and incl. approx. US cents 10 for the two road funds (federal and state). This fuel price being without other specific fuel taxes may be considered as the international minimum benchmark for a non-subsidised road transport policy.

### Fuel Taxation Category 3: Fuel Taxation

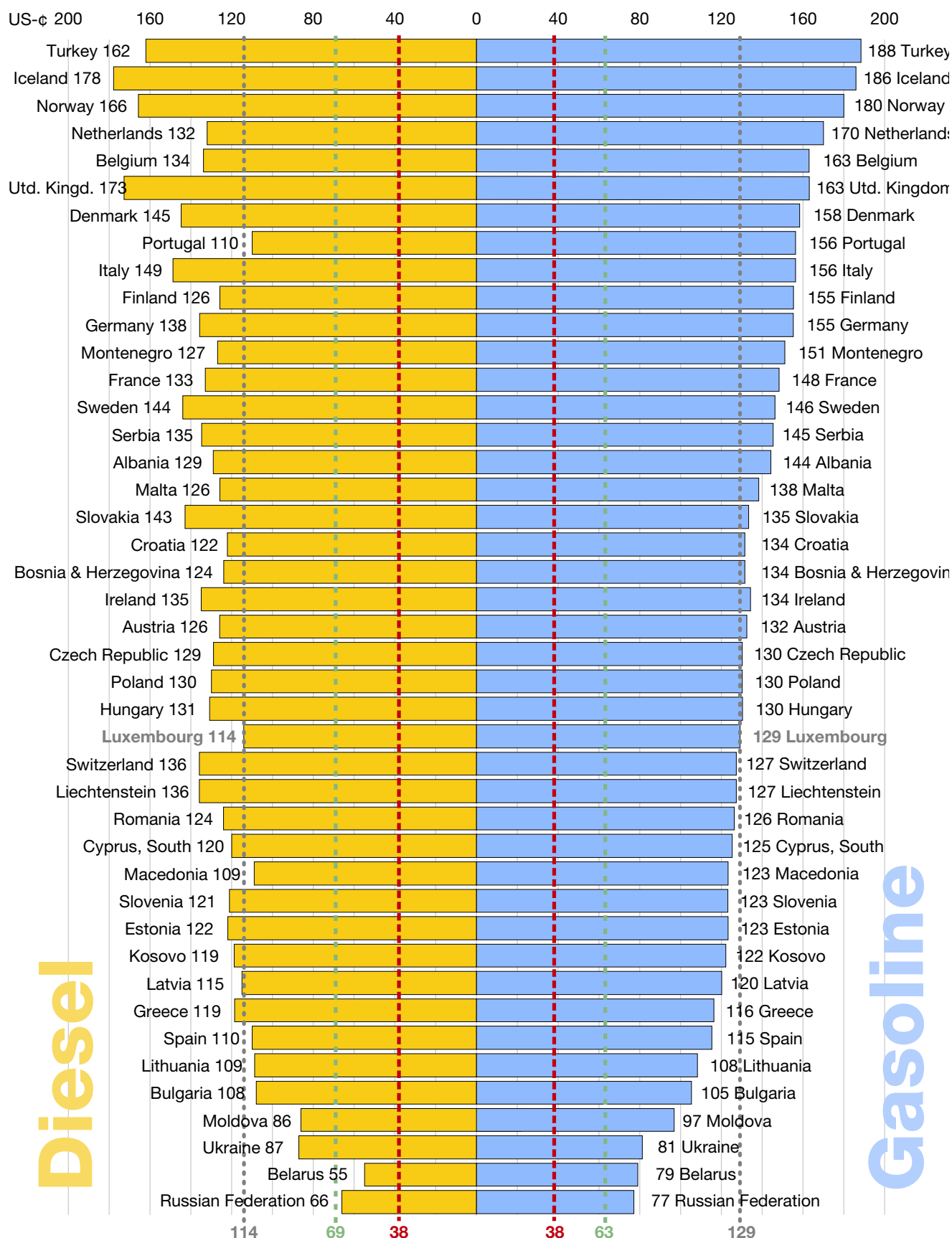
The retail price of fuel is above the price level of the United States and below the price level of Luxembourg.

Note: The fuel prices in Luxembourg reflect an orientation level in the European Union. Prices in EU countries are subject to VAT, a EU-imposed minimum taxation of €0.287 (37 US cents) per litre on unleaded gasoline and €0.245 (31 US cents) per litre on diesel fuel as well as other country-specific duties and taxes.

### Fuel Taxation Category 4: Very high Fuel Taxation

The retail price of fuel is above the price level of Luxembourg.

## 5.4.2 Comparison of retail fuel prices in Europe as of November 2006 (in US cents/litre)



- Grey Benchmark Line** = Retail Fuel Prices of LUXEMBOURG = Orientation Level in European Union. In accordance with EU Directive 92/82, the member states of the EU are obliged to impose minimum taxation of €0.287 (37 US cents) per litre on unleaded gasoline and €0.245 (31 US cents) per litre on diesel fuel. Furthermore, petroleum products are subject to regular value-added tax.
- Green Benchmark Line** = Retail Fuel Prices in the UNITED STATES = aver. Cost-Covering Retail Prices incl. Industry Margin, VAT and incl. approx. US cents 10 for the 2 Road Funds (Federal and State). This Fuel Price being without other Specific Fuel Taxes may be considered as the International Minimum Benchmark for a non-subsidised Road Transport Policy.
- Red Benchmark Line** = CRUDE OIL Prices on World Market ("Brent" at Rotterdam).

### 5.4.3 Time series of retail fuel prices in Europe

in US cent per litre (last survey 15–17 November 2006)

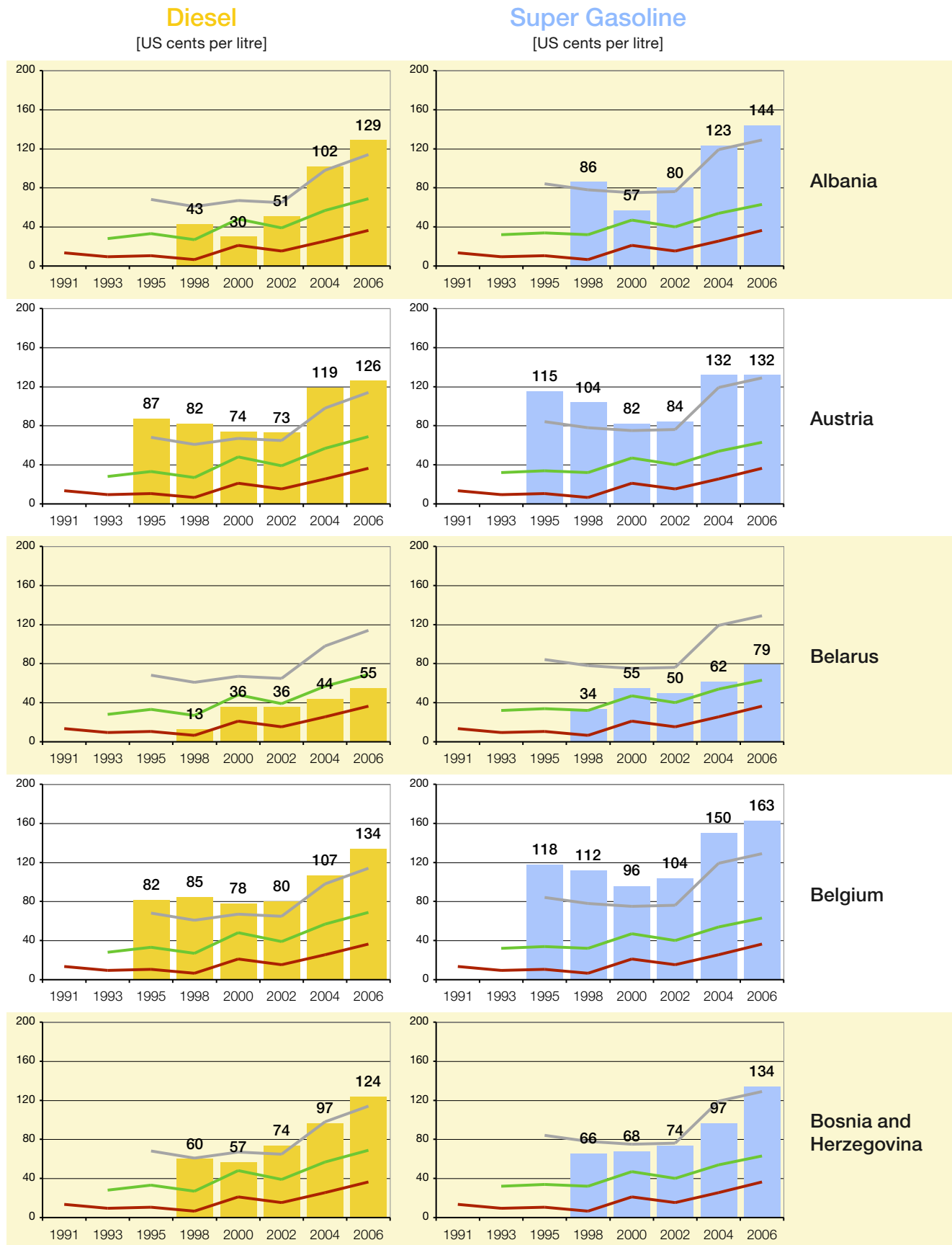
Country	Diesel [US cents/Litre]								Super Gasoline [US cents/Litre]							
	1991	1993	1995	1998	2000	2002	2004	2006	1991	1993	1995	1998	2000	2002	2004	2006
Albania				43	30	51	102	129				86	57	80	123	144
Austria			87	82	74	73	119	126			115	104	82	84	132	132
Belarus				13	36	36	44	55				34	55	50	62	79
Belgium			82	85	78	80	107	134			118	112	96	104	150	163
Bosnia & Herzego.				60	57	74	97	124				66	68	74	97	134
Bulgaria			26	52	58	59	89	108			46	66	70	68	92	105
Croatia			64	61	60	74	113	122			75	67	76	89	124	134
Cyprus, South				25	18	44	95	120				78	57	83	108	125
Czech Republic			60	60	68	71	107	129			85	72	77	81	108	130
Denmark			87	85	90	94	135	145			108	105	101	109	151	158
Estonia			33	36	55	56	94	122			33	45	60	58	94	123
Finland			85	79	84	80	121	126			120	117	106	112	154	155
France			78	77	82	80	125	133			117	111	99	105	142	148
Germany			77	69	78	82	129	138			112	96	91	103	146	155
Greece			59	40	71	68	123	119			88	65	72	78	114	116
Hungary			65	64	79	85	122	131			74	72	81	94	130	130
Iceland				40	45	62	88	178				112	105	116	164	186
Ireland			87	102	72	80	129	135			96	102	72	90	129	134
Italy			86	93	83	86	131	149			118	119	97	105	153	156
Kosovo			84	43	56	66	103	119			76	61	56	74	116	122
Latvia			34	35	58	65	90	115			41	55	67	70	94	120
Liechtenstein				89	84	93	137	136				85	81	89	129	127
Lithuania			30	34	55	59	102	109			35	51	66	69	103	108
Luxembourg			68	61	67	65	98	114			84	78	75	76	119	129
Macedonia			59	46	56	63	92	109			93	70	76	85	117	123
Malta				49	44	53	97	126				77	81	87	118	138
Moldova				31	40	31	31	86 *)				45	45	45		97 *)
Montenegro			84	43	56	66	106	127			76	61	56	74	120	151
Netherlands			82	79	78	81	123	132			121	114	103	112	162	170
Norway			109	110	115	118	144	166			133	121	119	123	161	180
Poland			42	44	65	68	109	130			55	54	76	83	120	130
Portugal				71	54	71	108	110				102	77	97	138	156
Romania			19	40	35	57	91	124			29	53	46	64	96	126
Russian Federation			28	18	29	25	45	66			35	28	33	35	55	77
Serbia			84	43	56	66	85	135			76	61	56	74	100	145
Slovakia			40	54	68	70	119	143			66	61	69	74	117	135
Slovenia			50	64	66	67	111	121			59	66	63	76	112	123
Spain			70	70	65	72	110	110			89	84	73	83	121	115
Sweden			101	84	80	96	137	144			117	109	94	106	151	146
Switzerland			101	91	84	93	137	136			102	86	78	89	129	127
Turkey			37	47	66	78	112	162			56	78	88	102	144	188
Ukraine				25	30	34	44	87				49	37	47	55	81
United Kingdom			85	111	122	120	160	173			92	111	117	118	156	163

\*) Moldova: data 2006 = April 2007

Note: Survey data of mid November of each year

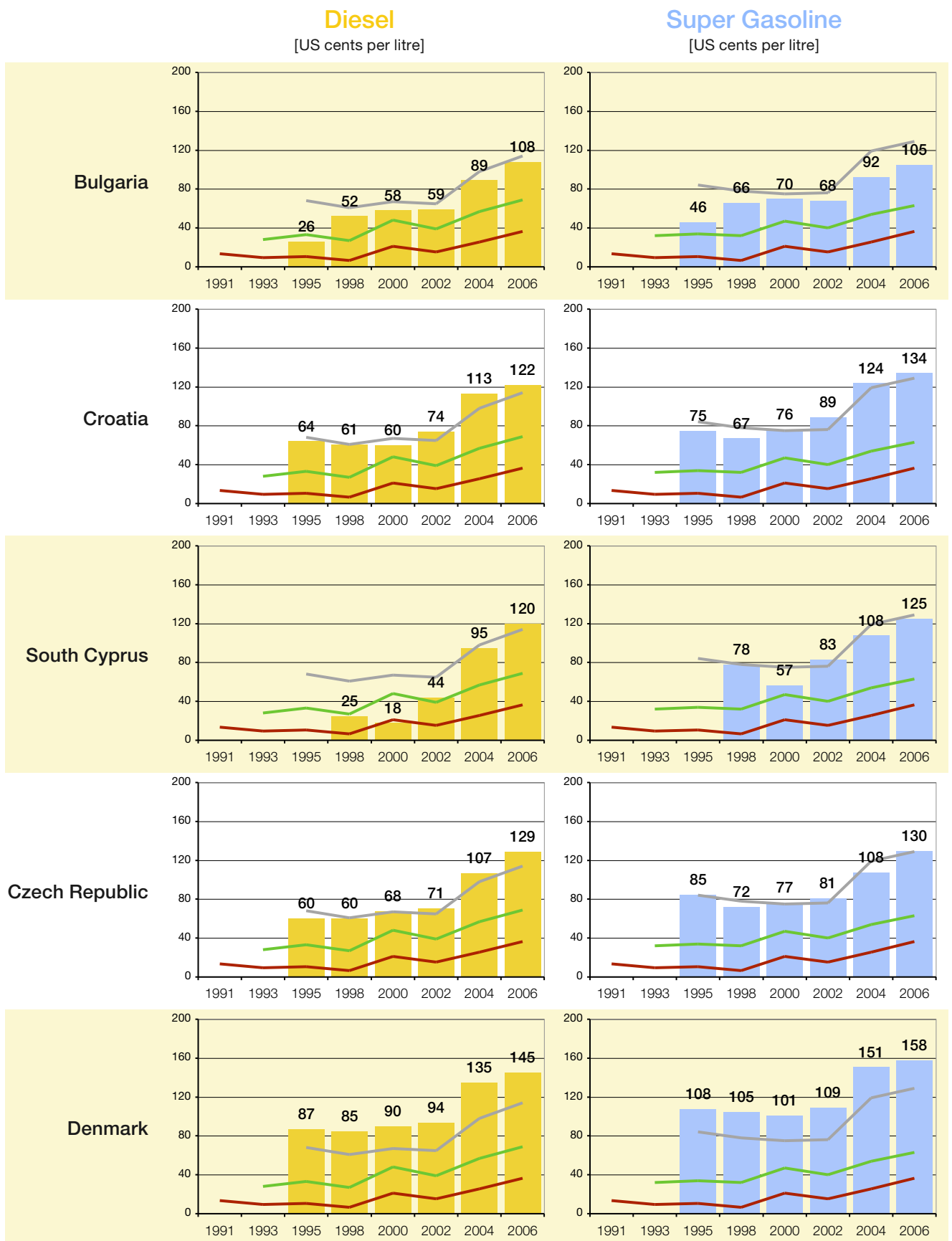
## 5.4.4 Detailed time series of Europe

1991 – 2006 (from Albania to Bosnia and Herzegovina)



- Grey Benchmark Line** = Retail Fuel Prices of LUXEMBOURG = Orientation Level in European Union. In accordance with EU Directive 92/82, the member states of the EU are obliged to impose minimum taxation of €0.287 (37 US cents) per litre on unleaded gasoline and €0.245 (31 US cents) per litre on diesel fuel. Furthermore, petroleum products are subject to regular value-added tax.
- Green Benchmark Line** = Retail Fuel Prices in the UNITED STATES = aver. Cost-Covering Retail Prices incl. Industry Margin, VAT and incl. approx. US cents 10 for the 2 Road Funds (Federal and State). This Fuel Price being without other Specific Fuel Taxes may be considered as the International Minimum Benchmark for a non-subsidised Road Transport Policy.
- Red Benchmark Line** = CRUDE OIL Prices on World Market ("Brent" at Rotterdam).

## 5.4.4 Detailed time series of Europe 1991 – 2006 (from Bulgaria to Denmark)



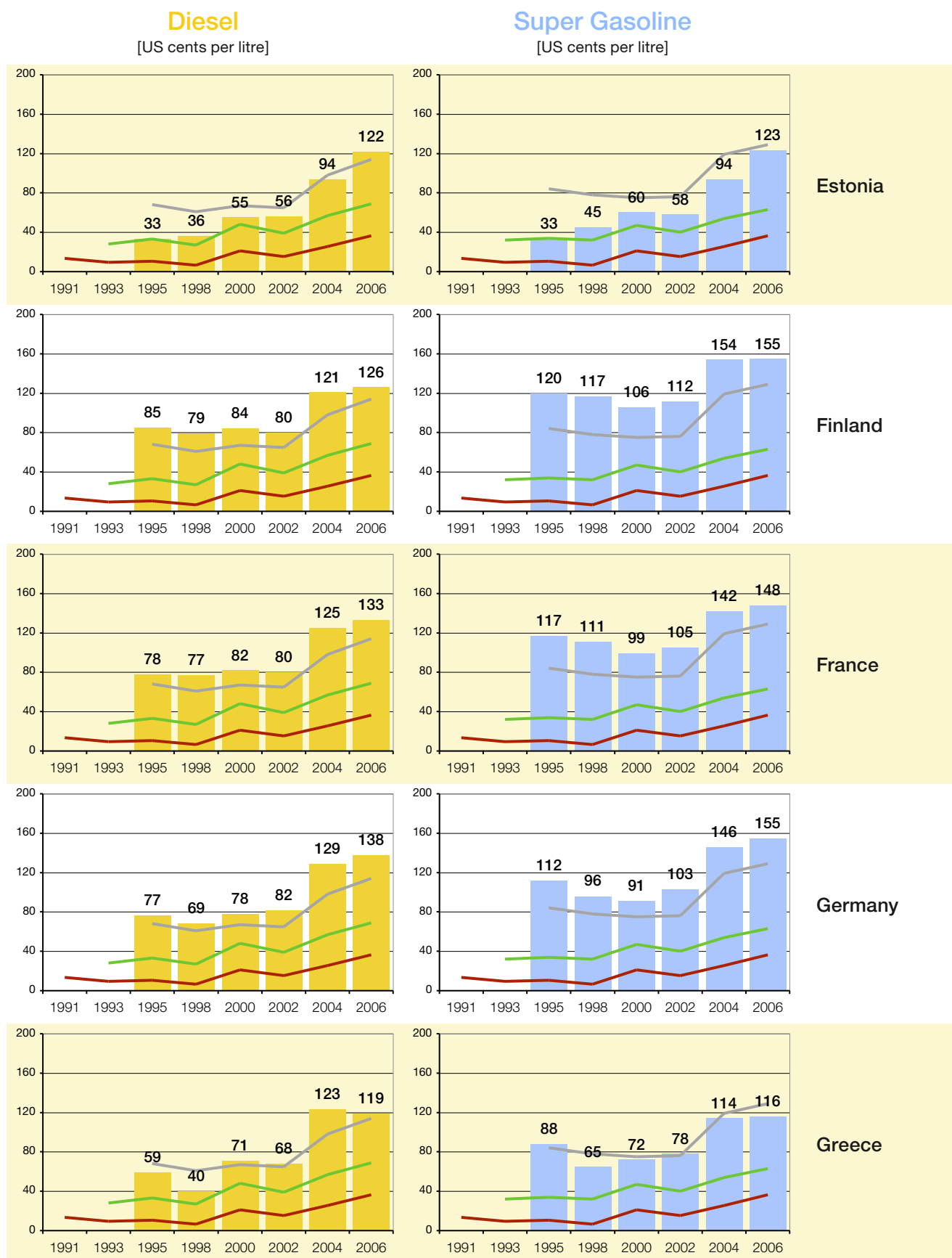
**Grey Benchmark Line** = Retail Fuel Prices of LUXEMBOURG = Orientation Level in European Union. In accordance with EU Directive 92/82, the member states of the EU are obliged to impose minimum taxation of €0.287 (37 US cents) per litre on unleaded gasoline and €0.245 (31 US cents) per litre on diesel fuel. Furthermore, petroleum products are subject to regular value-added tax.

**Green Benchmark Line** = Retail Fuel Prices in the UNITED STATES = aver. Cost-Covering Retail Prices incl. Industry Margin, VAT and incl. approx. US cents 10 for the 2 Road Funds (Federal and State). This Fuel Price being without other Specific Fuel Taxes may be considered as the International Minimum Benchmark for a non-subsidised Road Transport Policy.

**Red Benchmark Line** = CRUDE OIL Prices on World Market ("Brent" at Rotterdam).



## 5.4.4 Detailed time series of Europe 1991 – 2006 (from Estonia to Greece)

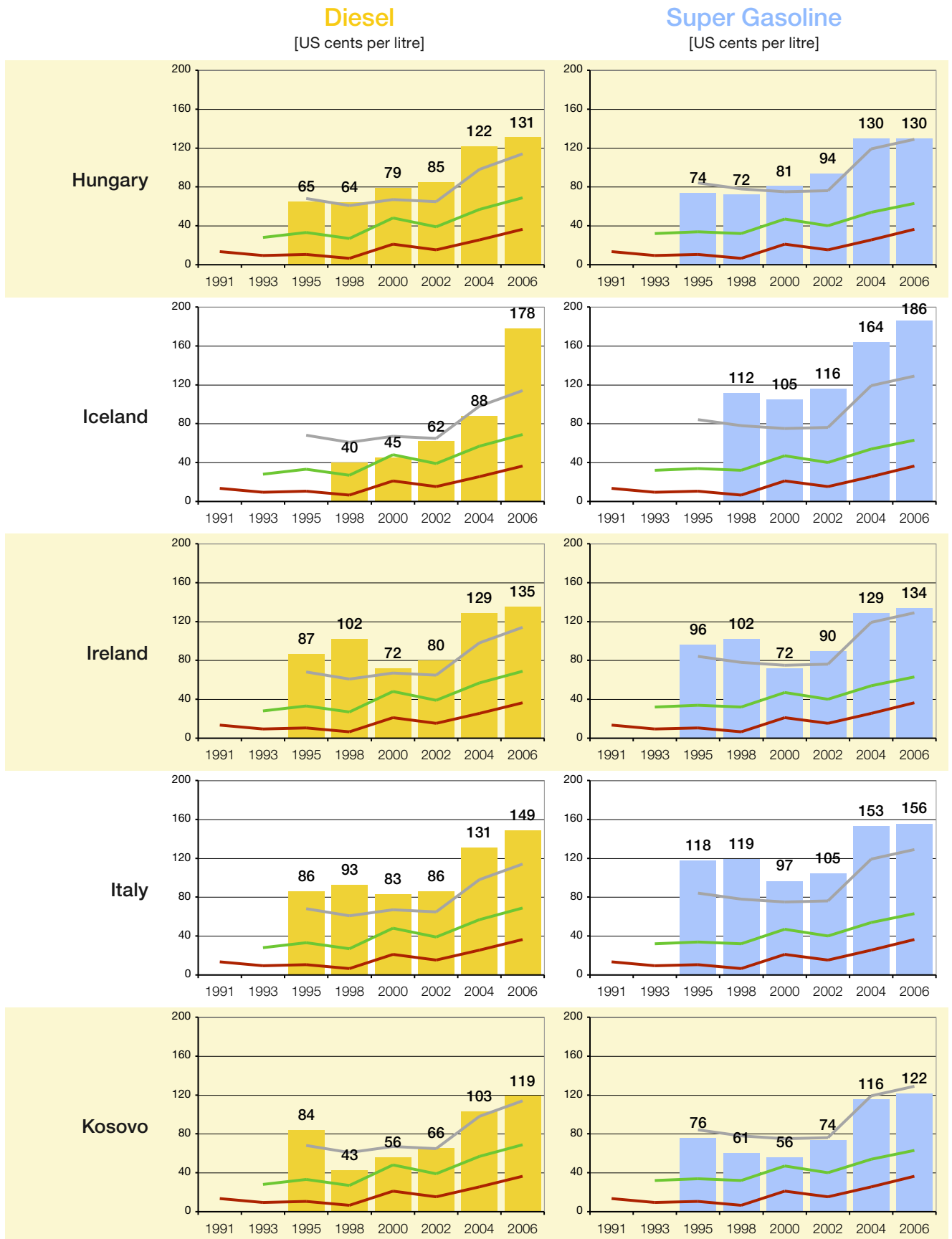


**Grey Benchmark Line** = Retail Fuel Prices of LUXEMBOURG = Orientation Level in European Union. In accordance with EU Directive 92/82, the member states of the EU are obliged to impose minimum taxation of €0.287 (37 US cents) per litre on unleaded gasoline and €0.245 (31 US cents) per litre on diesel fuel. Furthermore, petroleum products are subject to regular value-added tax.

**Green Benchmark Line** = Retail Fuel Prices in the UNITED STATES = aver. Cost-Covering Retail Prices incl. Industry Margin, VAT and incl. approx. US cents 10 for the 2 Road Funds (Federal and State). This Fuel Price being without other Specific Fuel Taxes may be considered as the International Minimum Benchmark for a non-subsidised Road Transport Policy.

**Red Benchmark Line** = CRUDE OIL Prices on World Market ("Brent" at Rotterdam).

## 5.4.4 Detailed time series of Europe 1991 – 2006 (from Hungary to Kosovo)

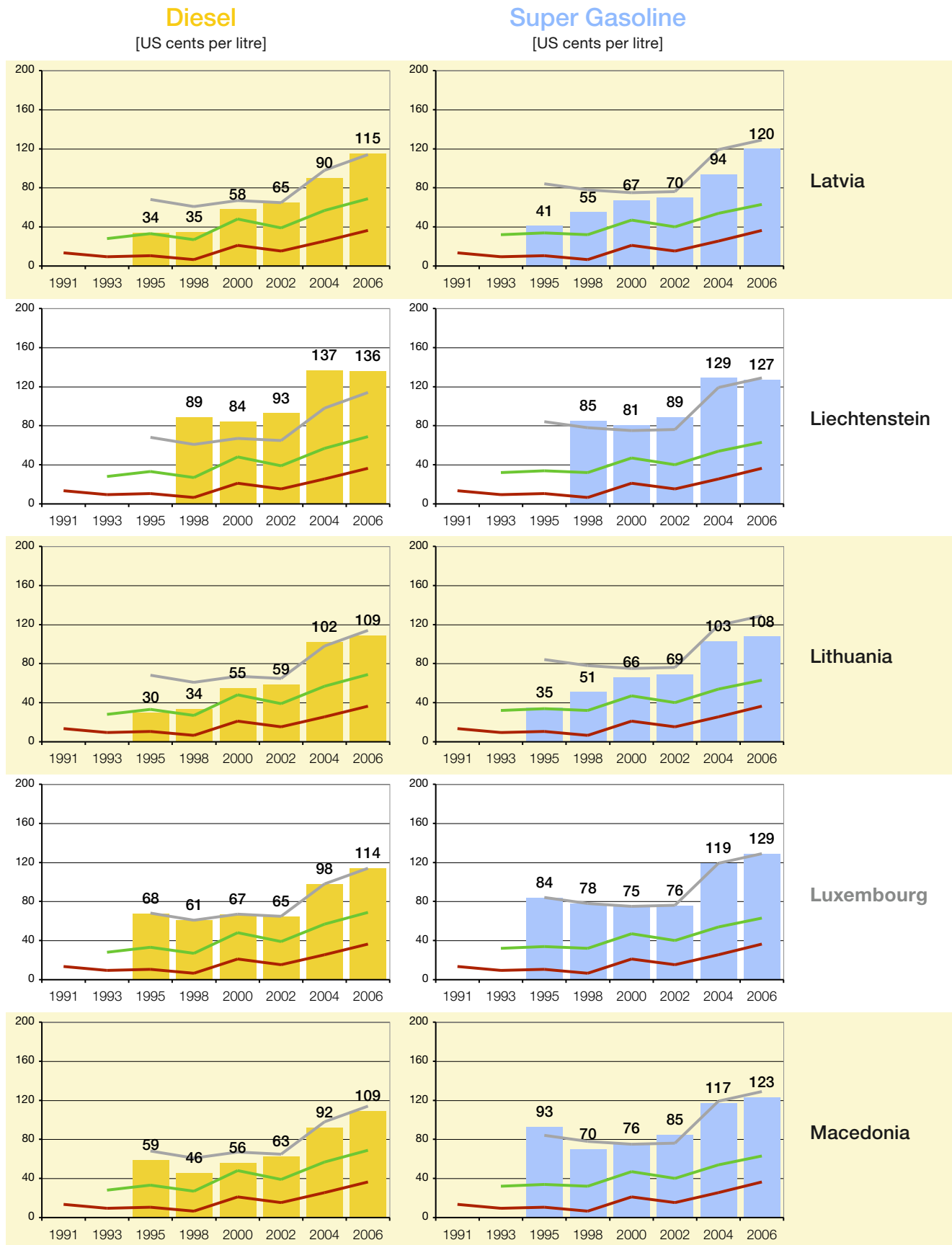


— **Grey Benchmark Line** = Retail Fuel Prices of LUXEMBOURG = Orientation Level in European Union. In accordance with EU Directive 92/82, the member states of the EU are obliged to impose minimum taxation of €0.287 (37 US cents) per litre on unleaded gasoline and €0.245 (31 US cents) per litre on diesel fuel. Furthermore, petroleum products are subject to regular value-added tax.

— **Green Benchmark Line** = Retail Fuel Prices in the UNITED STATES = aver. Cost-Covering Retail Prices incl. Industry Margin, VAT and incl. approx. US cents 10 for the 2 Road Funds (Federal and State). This Fuel Price being without other Specific Fuel Taxes may be considered as the International Minimum Benchmark for a non-subsidised Road Transport Policy.

— **Red Benchmark Line** = CRUDE OIL Prices on World Market ("Brent" at Rotterdam).

## 5.4.4 Detailed time series of Europe 1991 – 2006 (from Latvia to Macedonia)

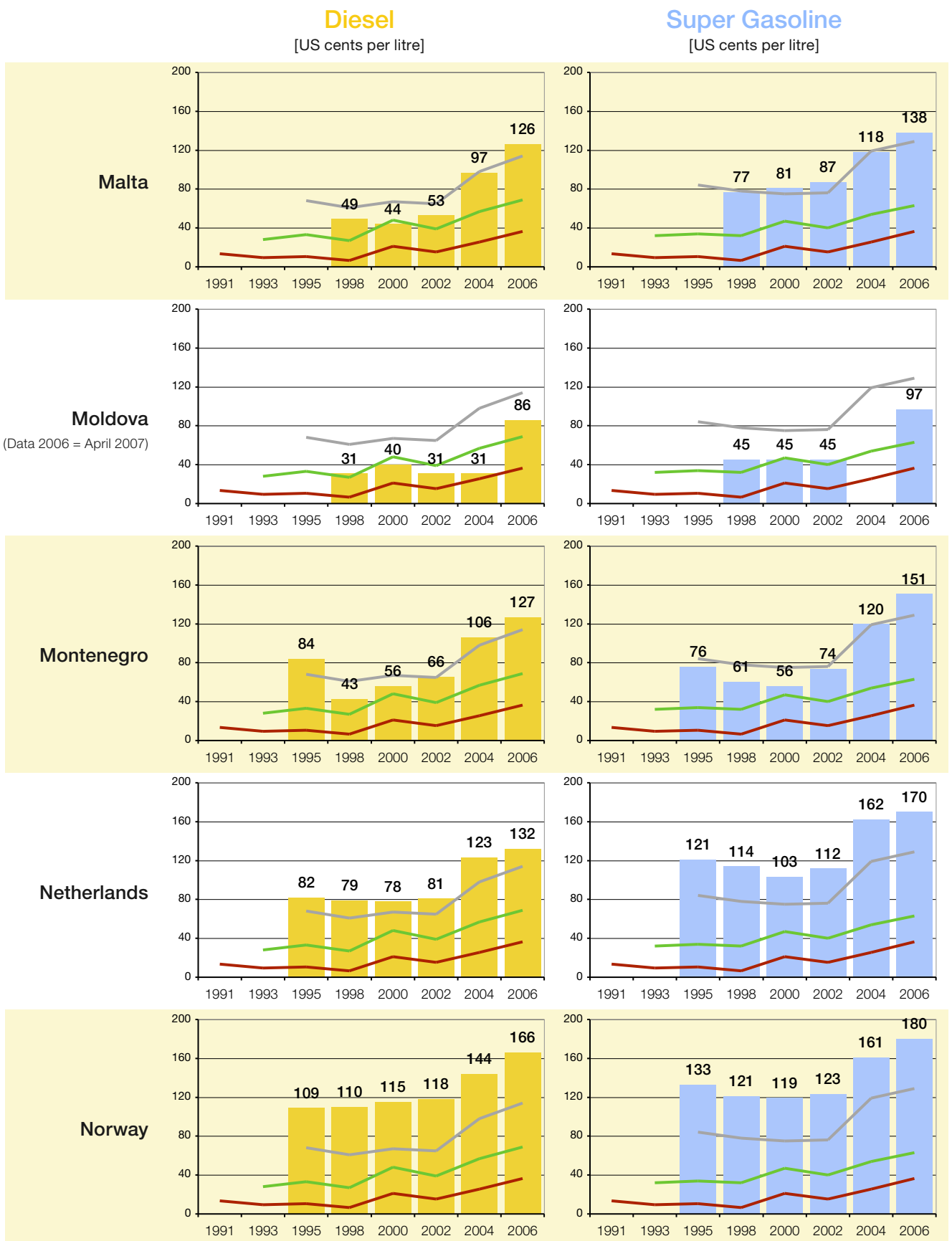


**Grey Benchmark Line** = Retail Fuel Prices of LUXEMBOURG = Orientation Level in European Union. In accordance with EU Directive 92/82, the member states of the EU are obliged to impose minimum taxation of €0.287 (37 US cents) per litre on unleaded gasoline and €0.245 (31 US cents) per litre on diesel fuel. Furthermore, petroleum products are subject to regular value-added tax.

**Green Benchmark Line** = Retail Fuel Prices in the UNITED STATES = aver. Cost-Covering Retail Prices incl. Industry Margin, VAT and incl. approx. US cents 10 for the 2 Road Funds (Federal and State). This Fuel Price being without other Specific Fuel Taxes may be considered as the International Minimum Benchmark for a non-subsidised Road Transport Policy.

**Red Benchmark Line** = CRUDE OIL Prices on World Market ("Brent" at Rotterdam).

## 5.4.4 Detailed time series of Europe 1991 – 2006 (from Malta to Norway)

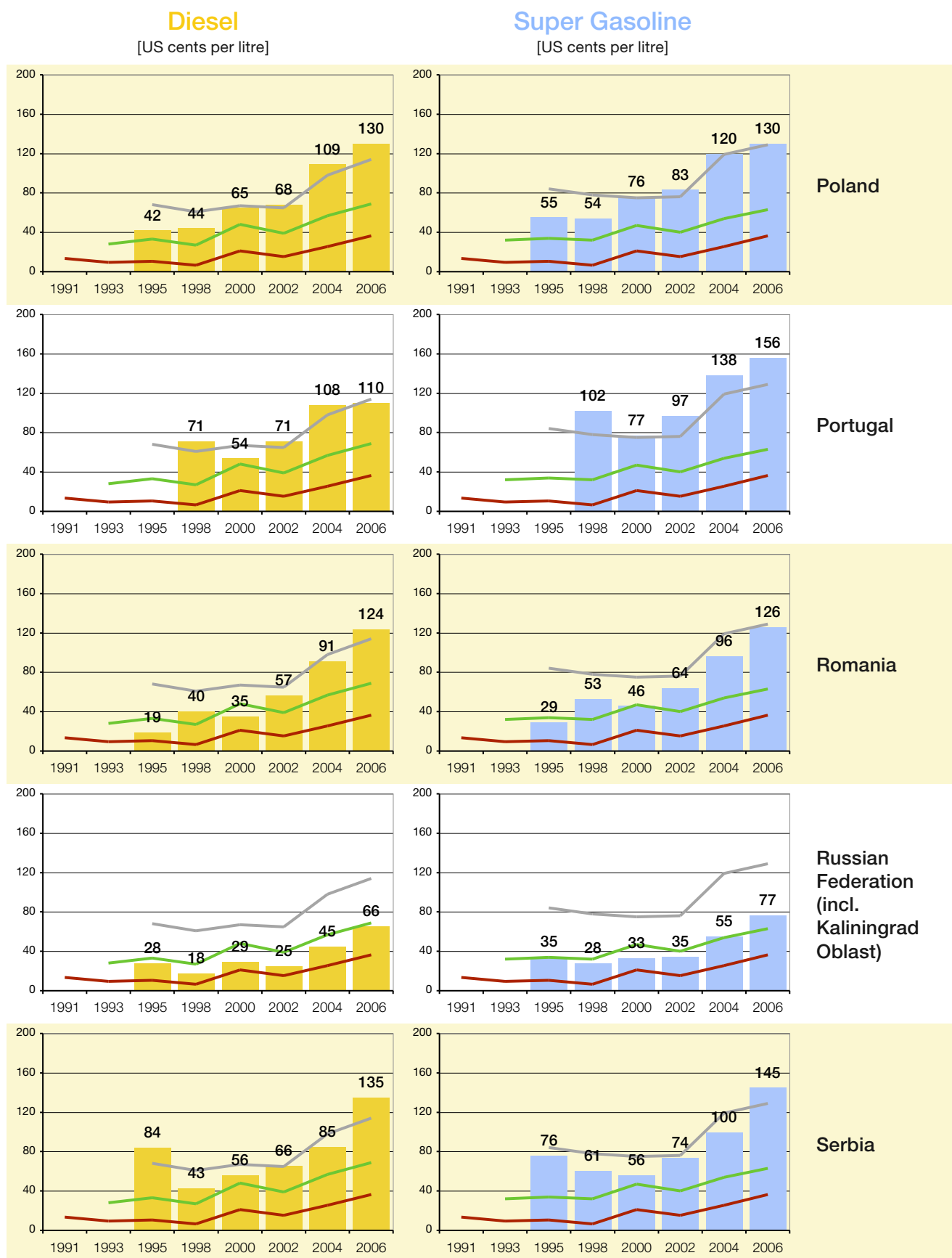


**Grey Benchmark Line** = Retail Fuel Prices of LUXEMBOURG = Orientation Level in European Union. In accordance with EU Directive 92/82, the member states of the EU are obliged to impose minimum taxation of €0.287 (37 US cents) per litre on unleaded gasoline and €0.245 (31 US cents) per litre on diesel fuel. Furthermore, petroleum products are subject to regular value-added tax.

**Green Benchmark Line** = Retail Fuel Prices in the UNITED STATES = aver. Cost-Covering Retail Prices incl. Industry Margin, VAT and incl. approx. US cents 10 for the 2 Road Funds (Federal and State). This Fuel Price being without other Specific Fuel Taxes may be considered as the International Minimum Benchmark for a non-subsidised Road Transport Policy.

**Red Benchmark Line** = CRUDE OIL Prices on World Market ("Brent" at Rotterdam).

## 5.4.4 Detailed time series of Europe 1991 – 2006 (from Poland to Serbia)



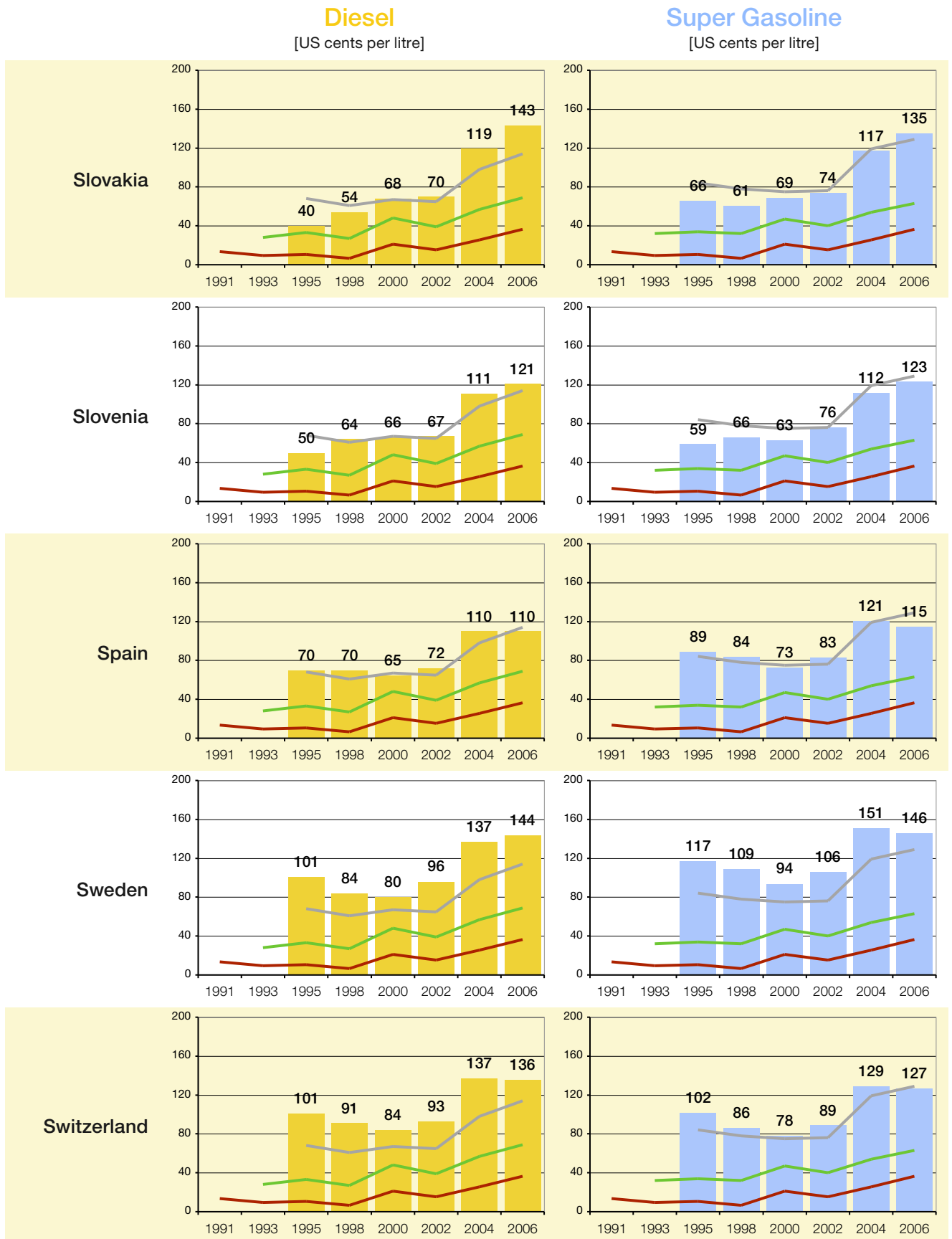
**Grey Benchmark Line** = Retail Fuel Prices of LUXEMBOURG = Orientation Level in European Union. In accordance with EU Directive 92/82, the member states of the EU are obliged to impose minimum taxation of €0.287 (37 US cents) per litre on unleaded gasoline and €0.245 (31 US cents) per litre on diesel fuel. Furthermore, petroleum products are subject to regular value-added tax.

**Green Benchmark Line** = Retail Fuel Prices in the UNITED STATES = aver. Cost-Covering Retail Prices incl. Industry Margin, VAT and incl. approx. US cents 10 for the 2 Road Funds (Federal and State). This Fuel Price being without other Specific Fuel Taxes may be considered as the International Minimum Benchmark for a non-subsidised Road Transport Policy.

**Red Benchmark Line** = CRUDE OIL Prices on World Market ("Brent" at Rotterdam).

## 5.4.4 Detailed time series of Europe

1991 – 2006 (from Slovakia to Switzerland)



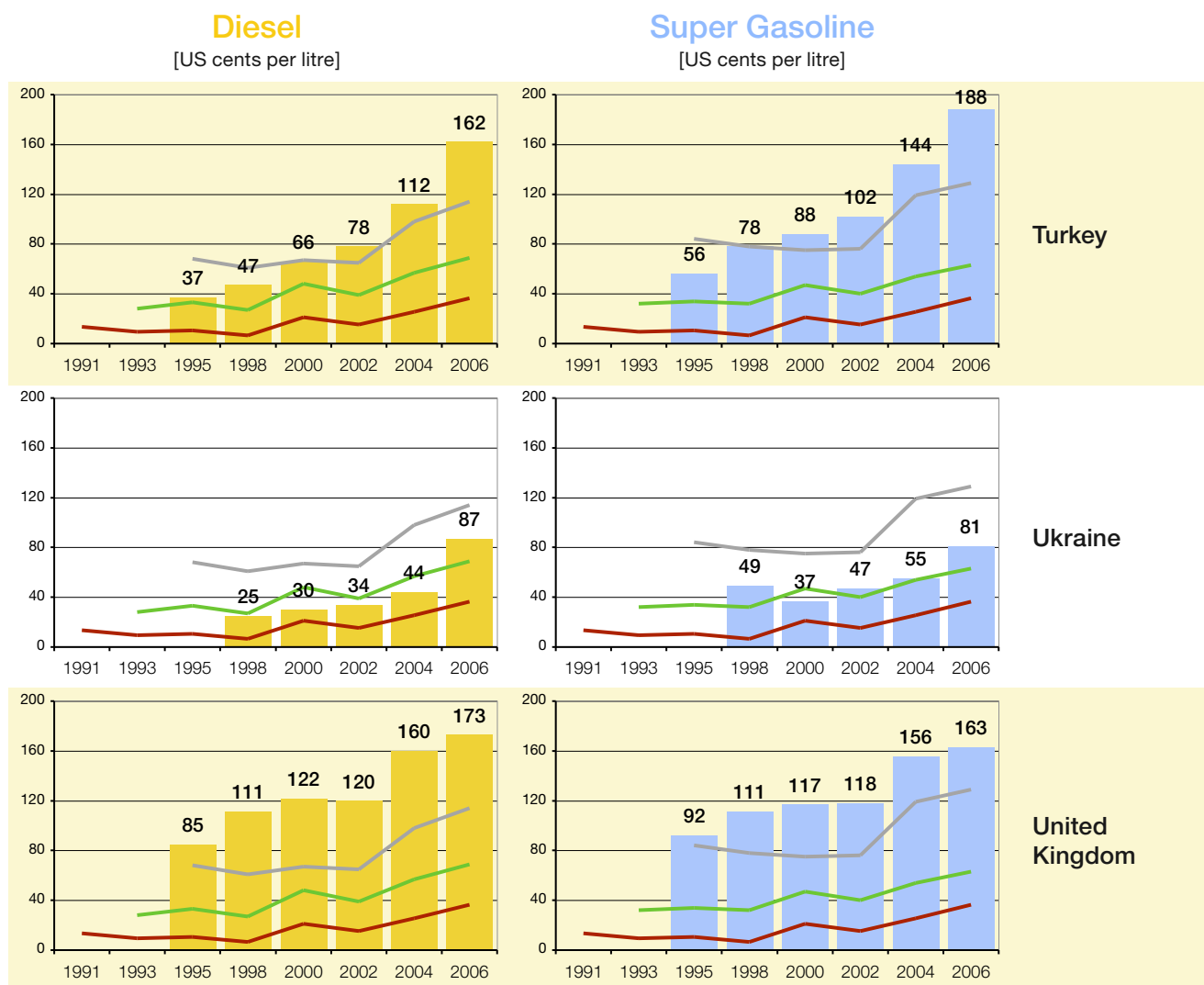
— **Grey Benchmark Line** = Retail Fuel Prices of LUXEMBOURG = Orientation Level in European Union. In accordance with EU Directive 92/82, the member states of the EU are obliged to impose minimum taxation of €0.287 (37 US cents) per litre on unleaded gasoline and €0.245 (31 US cents) per litre on diesel fuel. Furthermore, petroleum products are subject to regular value-added tax.

— **Green Benchmark Line** = Retail Fuel Prices in the UNITED STATES = aver. Cost-Covering Retail Prices incl. Industry Margin, VAT and incl. approx. US cents 10 for the 2 Road Funds (Federal and State). This Fuel Price being without other Specific Fuel Taxes may be considered as the International Minimum Benchmark for a non-subsidised Road Transport Policy.

— **Red Benchmark Line** = CRUDE OIL Prices on World Market ("Brent" at Rotterdam).

## 5.4.4 Detailed time series of Europe

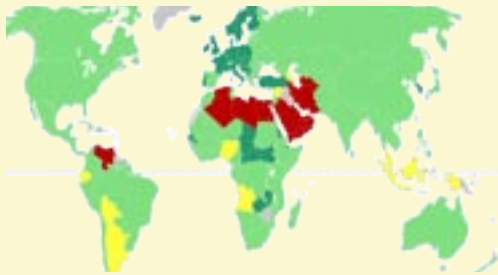
1991 – 2006 (from Turkey to United Kingdom)



- Grey Benchmark Line** = Retail Fuel Prices of LUXEMBOURG = Orientation Level in European Union. In accordance with EU Directive 92/82, the member states of the EU are obliged to impose minimum taxation of €0.287 (37 US cents) per litre on unleaded gasoline and €0.245 (31 US cents) per litre on diesel fuel. Furthermore, petroleum products are subject to regular value-added tax.
- Green Benchmark Line** = Retail Fuel Prices in the UNITED STATES = aver. Cost-Covering Retail Prices incl. Industry Margin, VAT and incl. approx. US cents 10 for the 2 Road Funds (Federal and State). This Fuel Price being without other Specific Fuel Taxes may be considered as the International Minimum Benchmark for a non-subsidised Road Transport Policy.
- Red Benchmark Line** = CRUDE OIL Prices on World Market ("Brent" at Rotterdam).



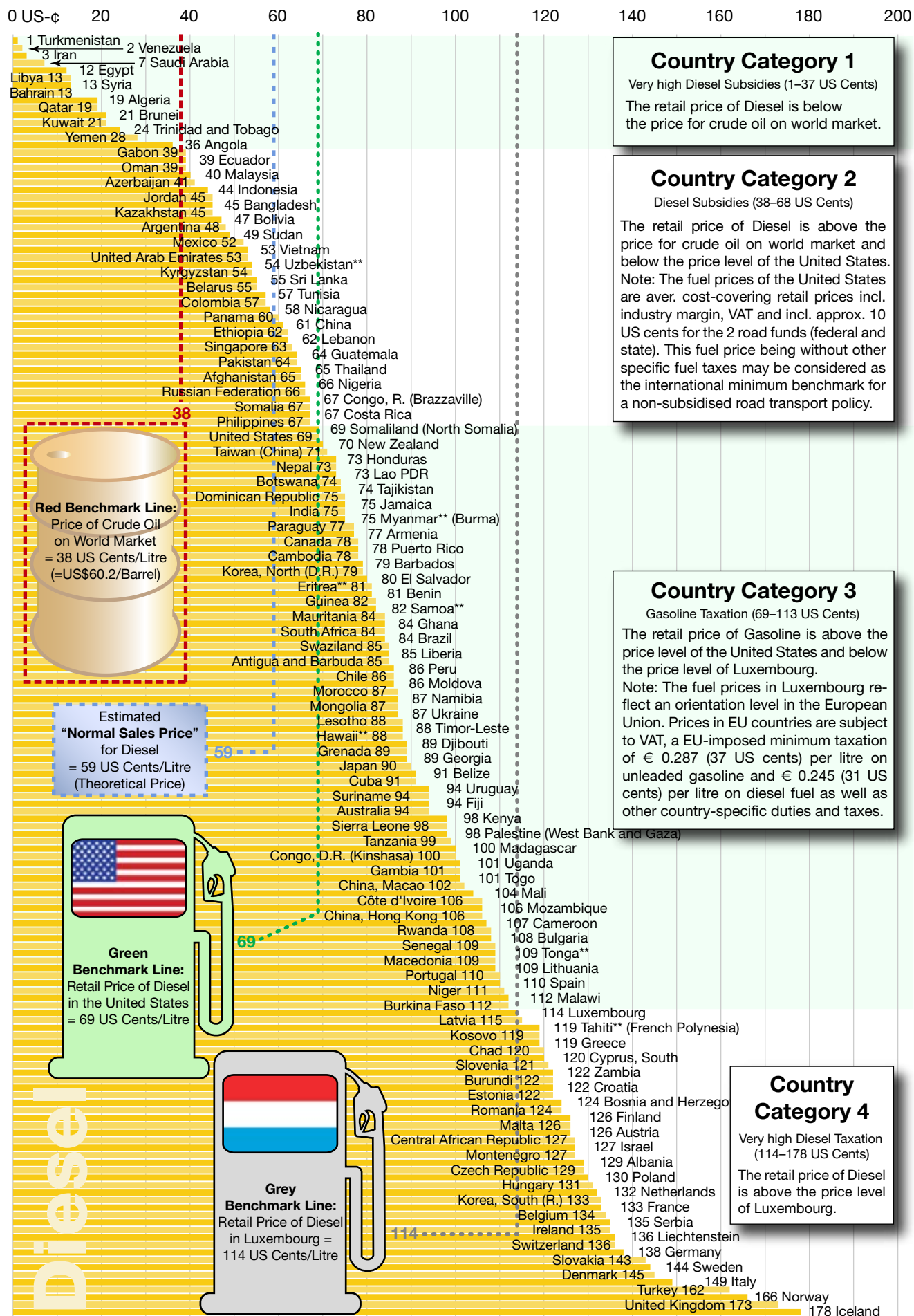




### 5.5 Retail fuel prices of 171 countries

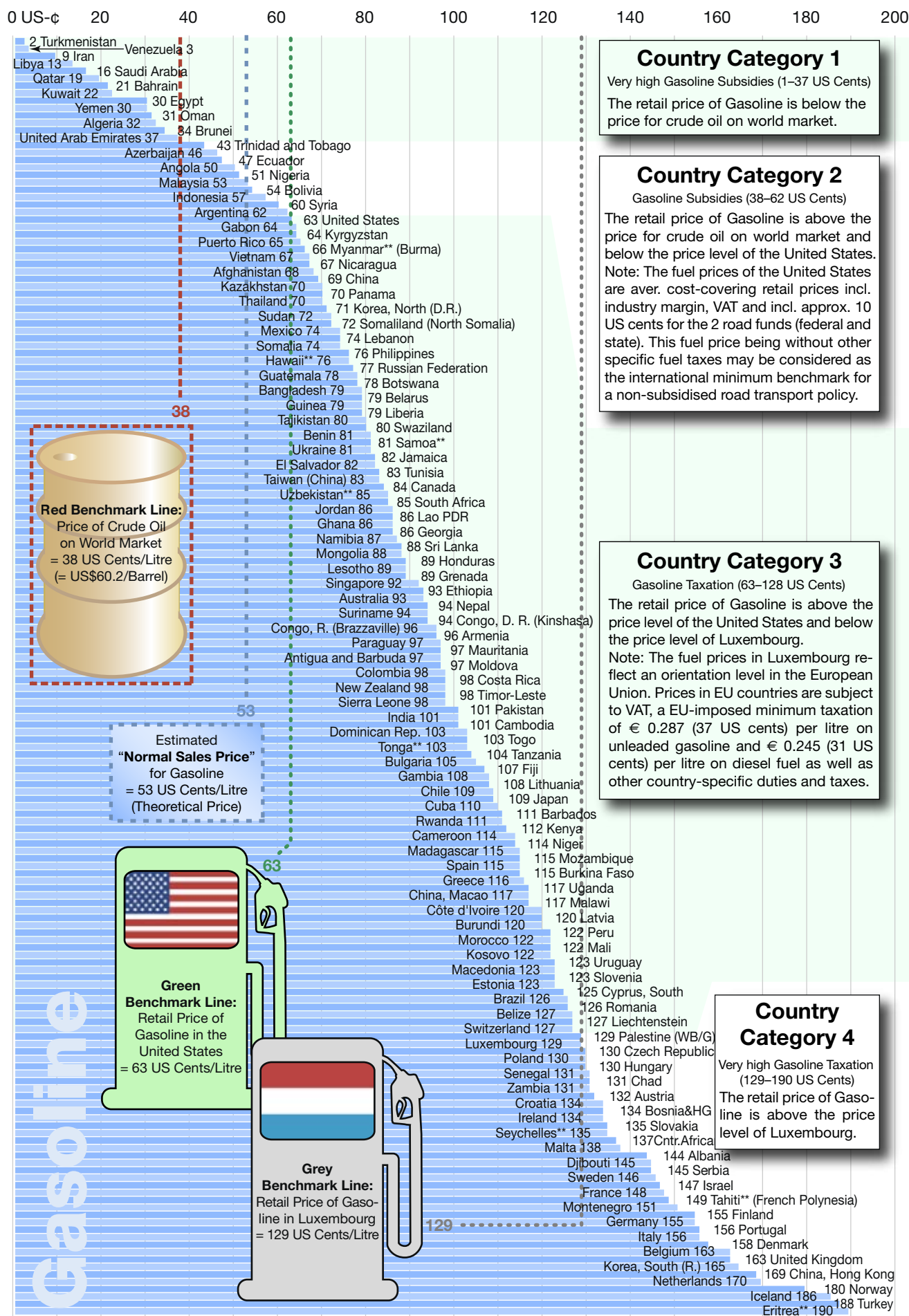
- *World ranking of diesel prices*
- *World ranking of gasoline prices*

## 5.5.1 Retail prices of diesel in 171 countries as of November 2006 (in US cents/litre)



\*\* For more information, please refer to main document.

## 5.5.2 Retail prices of gasoline\* in 171 countries as of November 2006 (in US cents/litre)



\* Normal grade gasoline, if super gasoline is not commonly available in a country.

\*\* For more information, please refer to main document.

