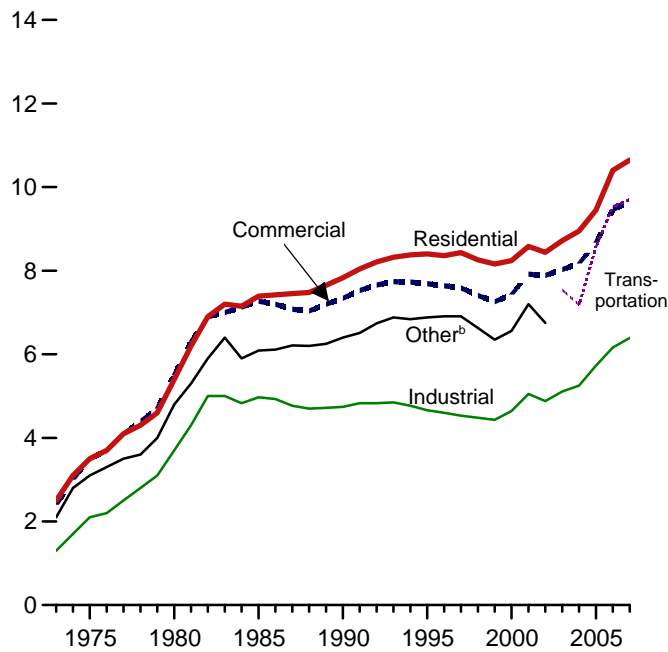


**Figure 9.2 Average Retail Prices of Electricity**  
(Nominal Cents<sup>a</sup> per Kilowatthour)

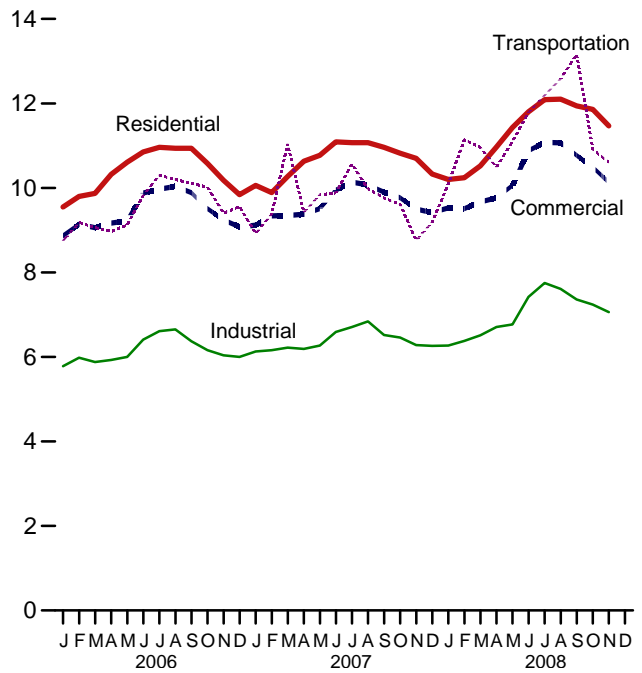
By Sector, 1973-2007



<sup>a</sup>See "Nominal Price" in Glossary.

<sup>b</sup>Public street and highway lighting, interdepartmental sales, other sales to public authorities, agricultural and irrigation, and transportation including railroads and railways.

By Sector, Monthly



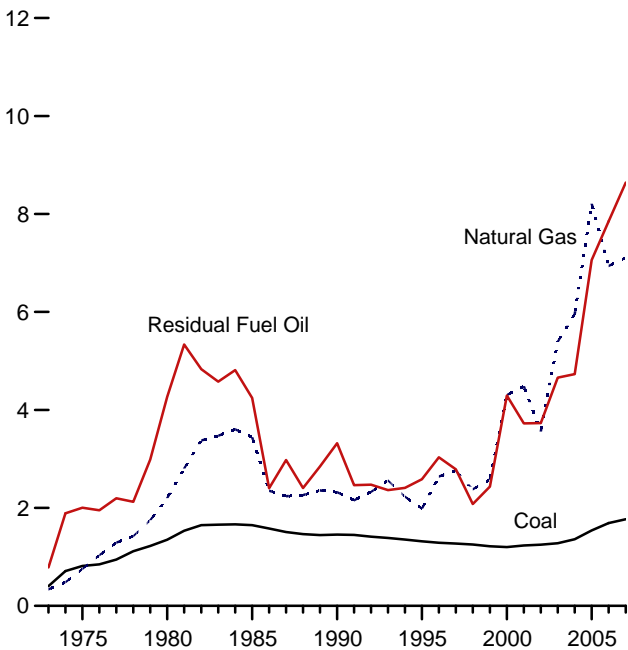
Note: • Includes taxes.

Web Page: <http://www.eia.doe.gov/emeu/mer/prices.html>.

Source: Table 9.9.

**Figure 9.3 Cost of Fossil-Fuel Receipts at Electric Generating Plants**  
(Nominal Dollars<sup>a</sup> per Million Btu, Including Taxes )

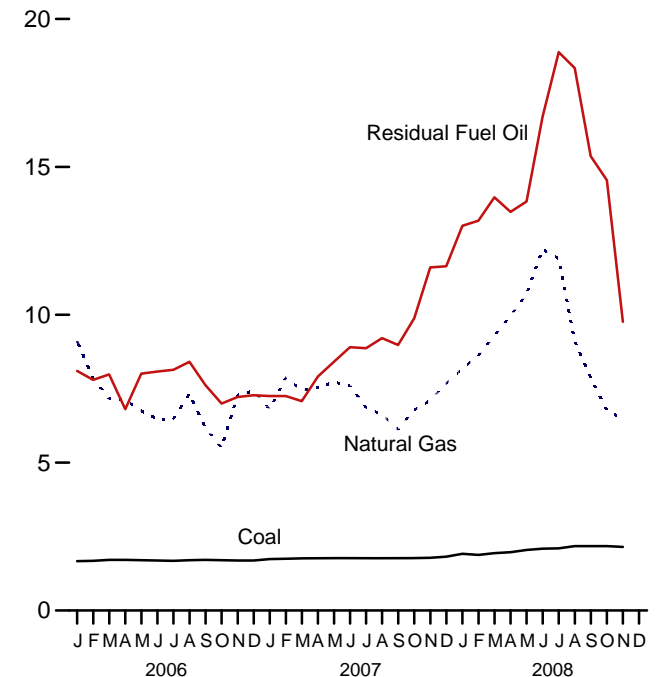
Costs, 1973-2007



<sup>a</sup>See "Nominal Dollars" in Glossary.

Note: • Because vertical scales differ, graphs should not be compared.

Costs, Monthly



Web Page: <http://www.eia.doe.gov/emeu/mer/prices.html>.

Source: Table 9.10.