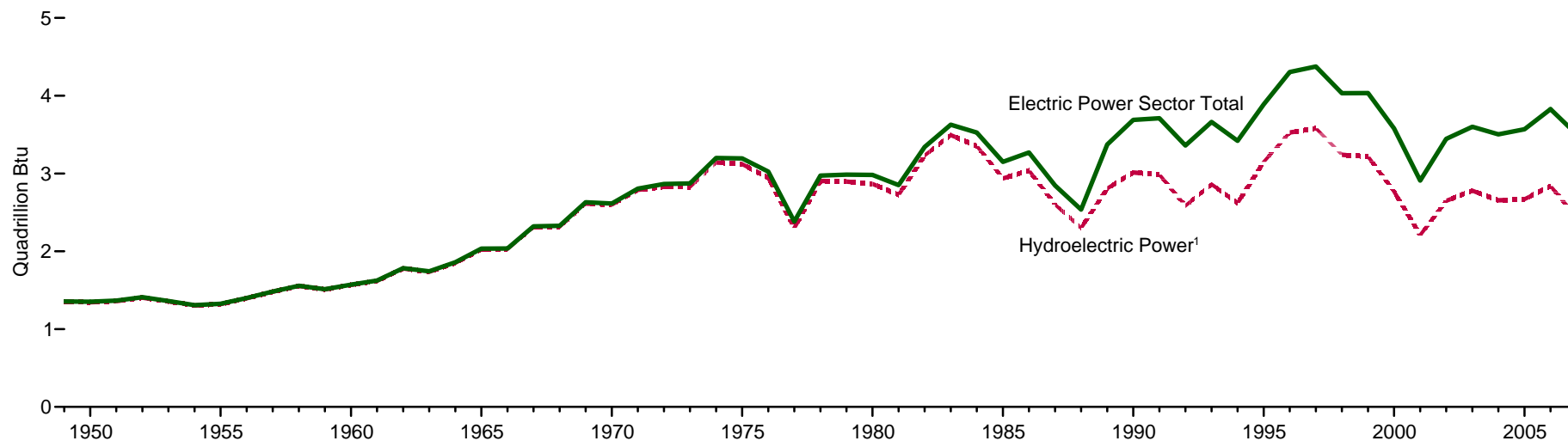
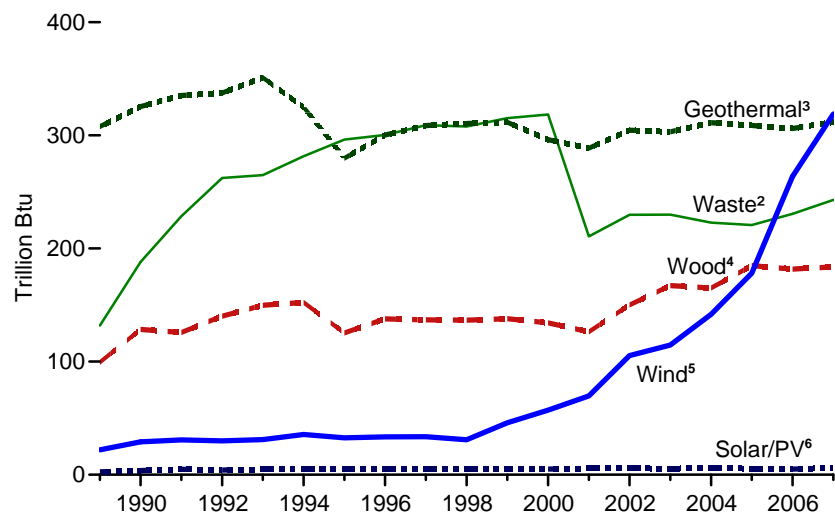


Figure 10.2c Renewable Energy Consumption: Electric Power Sector

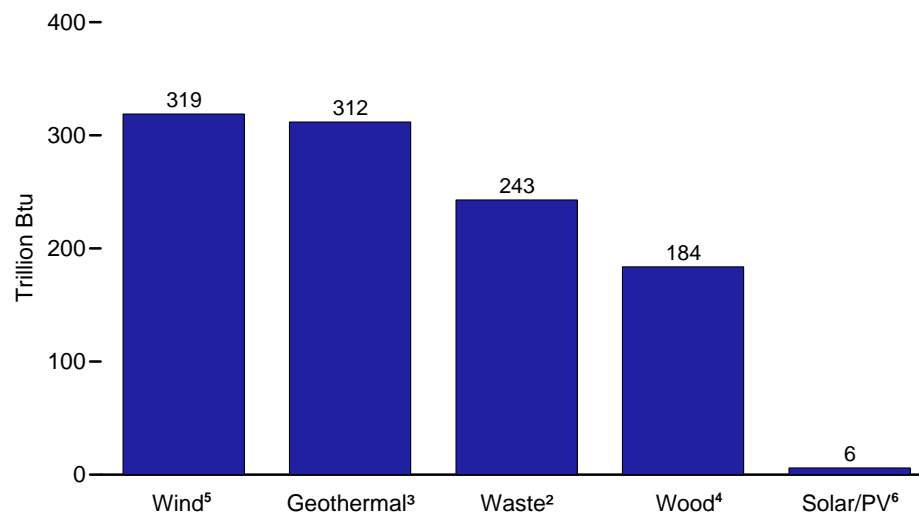
Electric Power Sector Total and Hydroelectric Power, 1949-2007



Non-Hydroelectric Power Sources, 1989-2007



Non-Hydroelectric Power Sources, 2007



¹Conventional hydroelectricity net generation.

² Municipal solid waste from biogenic sources, landfill gas, sludge waste, agricultural byproducts, and other biomass. Through 2000, also includes non-renewable waste (municipal solid waste from non-biogenic sources, and tire-derived fuels).

³Geothermal electricity net generation.

⁴Wood and wood-driven fuels.

⁵Wind electricity net generation.

⁶Solar thermal and photovoltaic electricity net generation.

Notes: • See related Figure 10.2a on the end-use sectors. • Because vertical scales differ, graphs should not be compared.

Source: Table 10.2c.