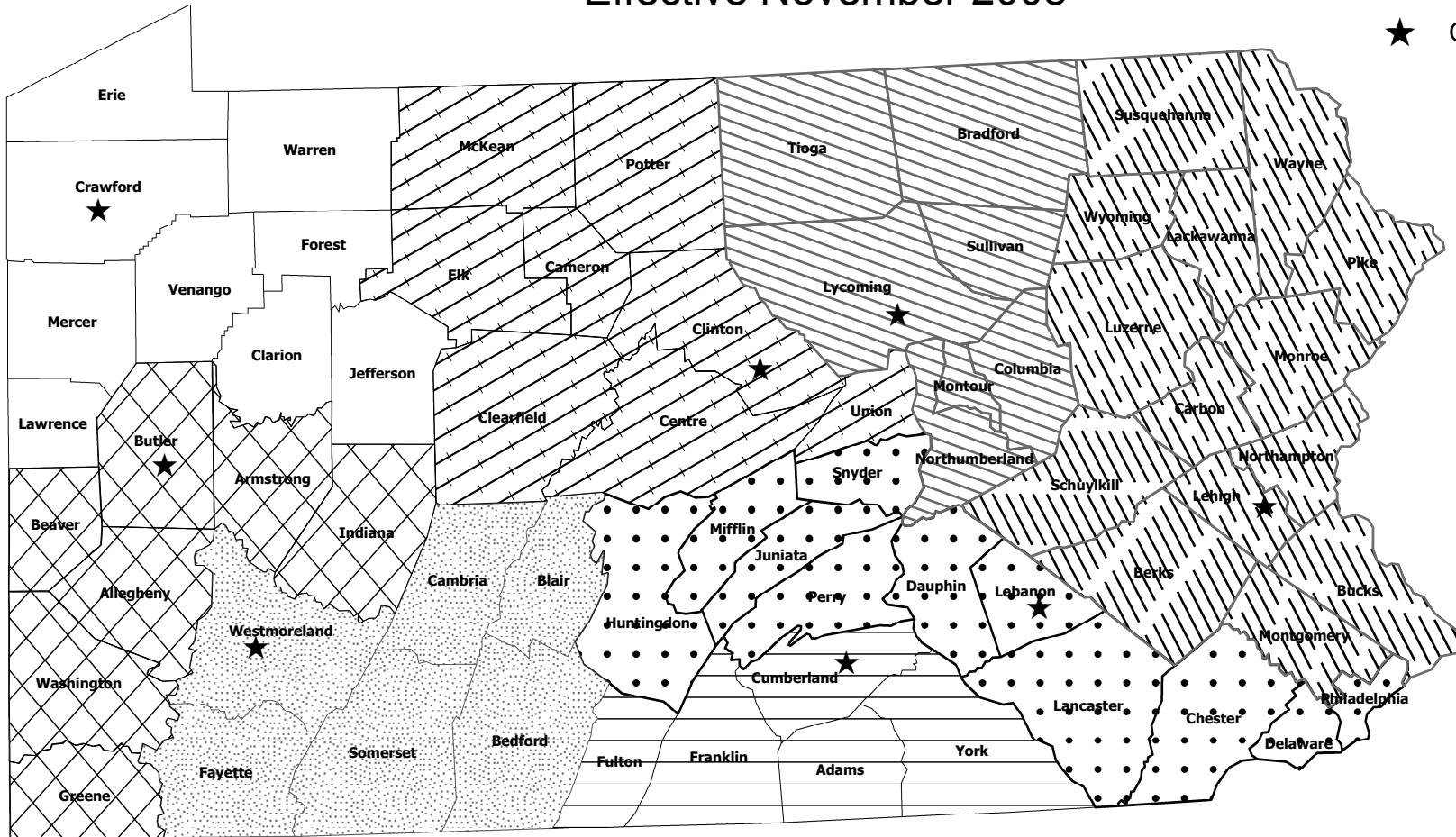


GRH Wholesale Lender Assignments


Effective November 2008





★ Office Locations





Butler Area Office 
 625 Evans City Rd., Suite 101
 Butler, PA 16001-8704
 Phone: 724-482-4800, Ext. 4

Clinton Area Office 
 216 Spring Run Rd., Rm. 103
 Mill Hall, PA 17751-9543
 Phone: 570-726-3196, Ext. 4


Crawford Area Office 
 14699 N. Main St. Extension
 Meadville, PA 16335-9441
 Phone: 814-336-6155, Ext. 4

Cumberland Area Office 
 401 E. Louthier St., Suite 304
 Carlisle, PA 17013-2652
 Phone: 717-218-3002

Lebanon Area Office 
 2120 Cornwall Rd., Suite 7
 Lebanon, PA 17042-9790
 Phone: 717-272-3908, Ext. 6

Lehigh Area Office 
 2211 Mack Blvd.
 Allentown, PA 18103-5623
 Phone: 610-791-9810

Lycoming Area Office 
 542 County Farm Rd., Suite 205
 Montoursville, PA 17754-9209
 Phone: 570-433-3006, Ext. 4

Westmoreland Area Office 
 226 Donohoe Rd., Suite 201
 Greensburg, PA 15601-7470
 Phone: 724-853-5555, Ext. 4