

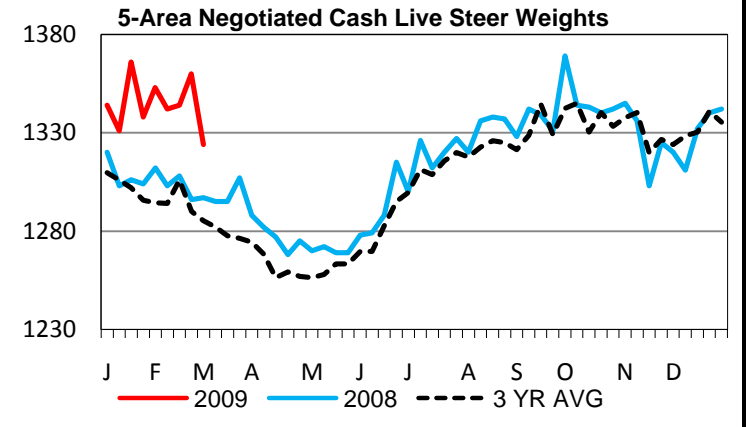
Daily Direct Steer and Heifer Slaughter Cattle Summary

Wednesday, March 04, 2009
 Recap for trade on Tuesday, March 03, 2009

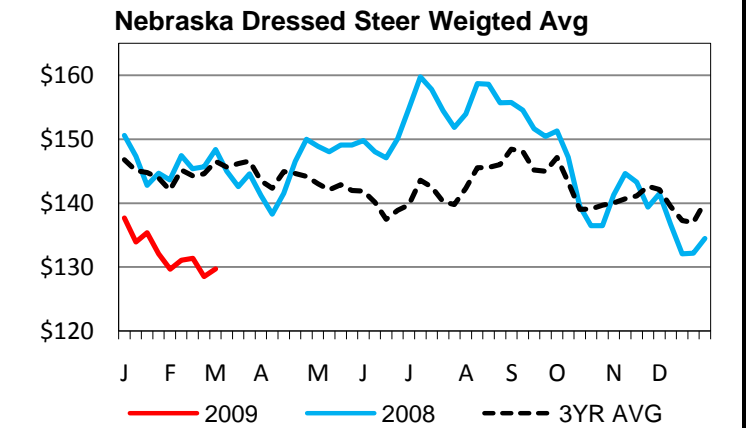
LM_CT100	5-AREA	LM_CT109	
Neg. Cash Volume:	390	Dressed Formula Vol:	15,137
Live Steer Avg:	N/A	Steer/Heifer Avg:	\$128.67
Live Heifer Avg:	N/A	Dressed Neg. Grid Vol:	985
Dressed Steer Avg:	\$129.38	Steer/Heifer Avg:	\$125.96
Dressed Heifer Avg:	N/A	TOTAL VOLUME:	16,512
LM_CT106	TOTAL WK TO DATE VOLUME:		51,404
Committed:	47,902	Delivered:	71,424

Trading was mostly inactive in all feeding regions on Tuesday. Not enough sales for an adequate market test. The latest established market was last Friday with live sales in the Texas Panhandle at 82.00. Live sales in Kansas sold from 81.00-82.00. Live sales in Nebraska and Colorado sold from 81.00-81.50 and dressed sales sold at 130.00. Live sales in Iowa/Minnesota sold at 80.00 and dressed sales sold from 129.00 to 130.00.

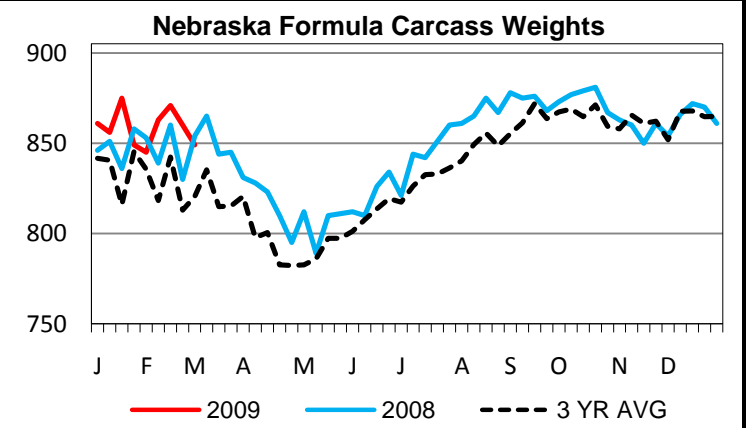
LM_CT125	TX-OK-NM	LM_CT109	
Neg. Cash Volume:	0	Dressed Formula Vol:	7,999
Live Steer Avg:	N/A	Steer/Heifer Avg:	\$127.37
Live Heifer Avg:	N/A	Dressed Neg. Grid Vol:	579
Dressed Steer Avg:	N/A	Steer/Heifer Avg:	\$126.11
Dressed Heifer Avg:	N/A	TOTAL VOLUME:	8,578
LM_CT106	TOTAL WK TO DATE VOLUME:		22,133
Committed:	14,238	Delivered:	25,762



LM_CT126	KANSAS	LM_CT109	
Neg. Cash Volume:	0	Dressed Formula Vol:	2,893
Live Steer Avg:	N/A	Steer/Heifer Avg:	\$126.85
Live Heifer Avg:	N/A	Dressed Neg. Grid Vol:	39
Dressed Steer Avg:	N/A	Steer/Heifer Avg:	\$134.90
Dressed Heifer Avg:	N/A	TOTAL VOLUME:	2,932
LM_CT106	TOTAL WK TO DATE VOLUME:		16,648
Committed:	21,621	Delivered:	14,229



LM_CT127	NEBRASKA	LM_CT109	
Neg. Cash Volume:	42	Dressed Formula Vol:	3,023
Live Steer Avg:	N/A	Steer/Heifer Avg:	\$132.42
Live Heifer Avg:	N/A	Dressed Neg. Grid Vol:	150
Dressed Steer Avg:	N/A	Steer/Heifer Avg:	\$121.74
Dressed Heifer Avg:	N/A	TOTAL VOLUME:	3,215
LM_CT106	TOTAL WK TO DATE VOLUME:		5,290
Committed:	5,495	Delivered:	16,080



LM_CT128	COLORADO	LM_CT109	
Neg. Cash Volume:	14	Dressed Formula Vol:	720
Live Steer Avg:	N/A	Steer/Heifer Avg:	\$133.27
Live Heifer Avg:	N/A	Dressed Neg. Grid Vol:	0
Dressed Steer Avg:	N/A	Steer/Heifer Avg:	N/A
Dressed Heifer Avg:	N/A	TOTAL VOLUME:	734
LM_CT106	TOTAL WK TO DATE VOLUME:		3,865
Committed:	2,340	Delivered:	5,052

LM_CT129	IA-MN	LM_CT109	
Neg. Cash Volume:	334	Dressed Formula Vol:	502
Live Steer Avg:	N/A	Steer/Heifer Avg:	\$130.85
Live Heifer Avg:	N/A	Dressed Neg. Grid Vol:	266
Dressed Steer Avg:	\$129.38	Steer/Heifer Avg:	\$128.18
Dressed Heifer Avg:	N/A	TOTAL VOLUME:	1,102
LM_CT106	TOTAL WK TO DATE VOLUME:		3,602
Committed:	4,208	Delivered:	10,301

USDA Livestock and Grain Market News

St. Joseph, Missouri

Phone: 816-238-0678

Email: stjoe.lgmn@ams.usda.gov

www.ams.usda.gov/LSMarketNews