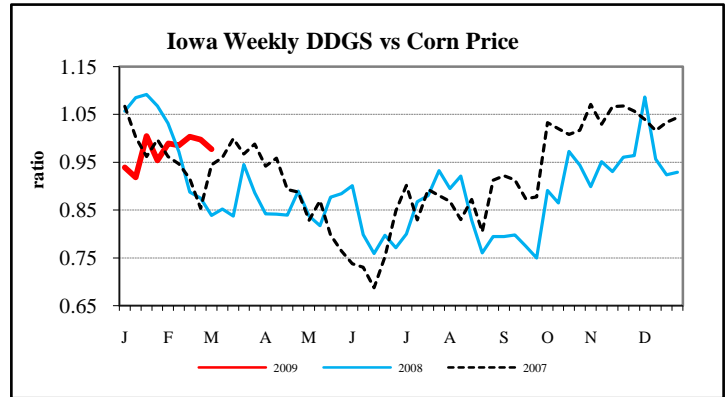
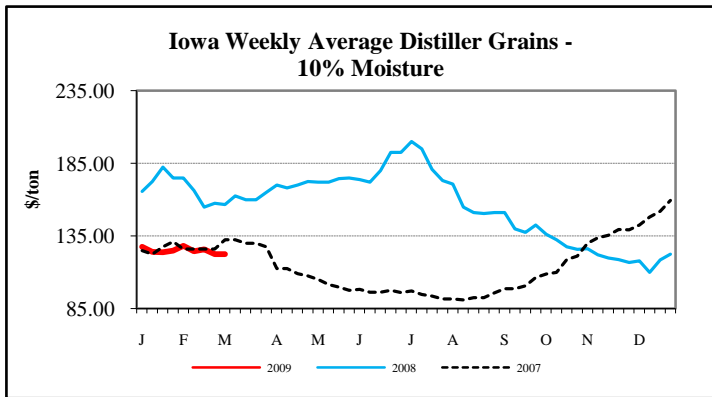
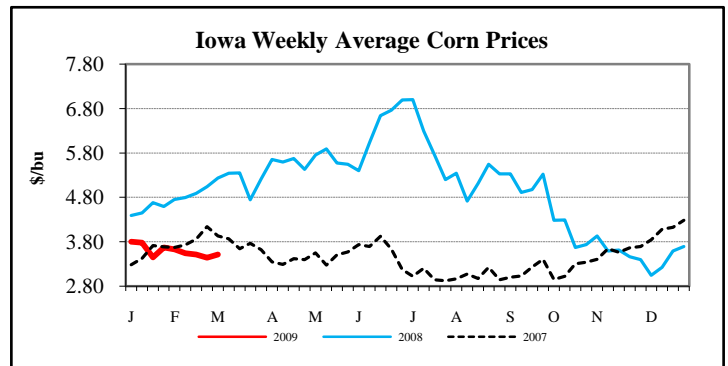
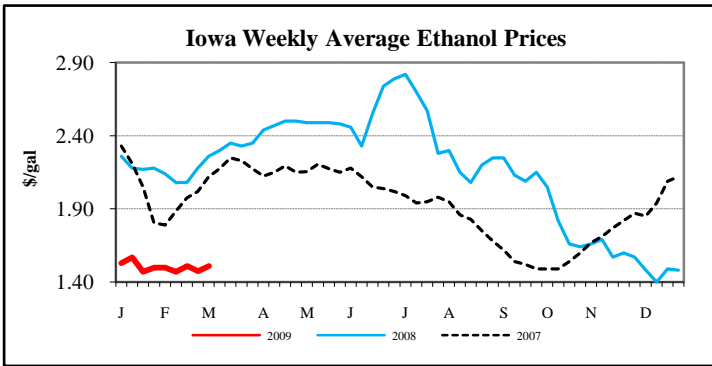


Prices are negotiated, spot market, and FOB the ethanol plant.



	This Week	Last Week	Year Ago	Internet Report Link
Ethanol (\$/gal)				
Iowa	1.45-1.56	1.42-1.53	2.22-2.30	Iowa Ethanol
Minnesota	1.46-1.54	1.44-1.52	N/A	Minnesota Ethanol
Nebraska	1.42-1.50	1.40-1.48	2.20-2.30	Nebraska Ethanol
South Dakota	1.38-1.44	1.40-1.45	2.05-2.23	South Dakota Ethanol
Illinois	1.53-1.60	1.50-1.56	2.25-2.32	Eastern Cornbelt Ethanol
Distiller Grains (\$/ton)				
10% Moisture				
Iowa	120.00-125.00	120.00-130.00	120.00-130.00	Iowa Ethanol
Minnesota	115.00-125.00	120.00-130.00	N/A	Minnesota Ethanol
Nebraska	125.00-135.00	126.00-145.00	150.00-165.00	Nebraska Ethanol
South Dakota	115.00-130.00	115.00-130.00	155.00-165.00	South Dakota Ethanol
Eastern Cornbelt	128.00-140.00	130.00-140.00	160.00-175.00	Eastern Cornbelt Ethanol
65% Moisture				
Iowa	30.00-40.00	35.00-42.00	40.00-59.00	Iowa Ethanol
Minnesota	30.00-40.00	30.00-40.00	N/A	Minnesota Ethanol
Nebraska	38.00-51.50	39.00-53.00	58.00-62.50	Nebraska Ethanol
South Dakota	32.00-43.00	30.00-43.00	48.00-50.00	South Dakota Ethanol
Eastern Cornbelt	50.00-51.00	50.00-51.00	56.00-68.00	Eastern Cornbelt Ethanol
Corn (\$/bu)				
Iowa	3.4200-3.5900	3.3025-3.5925	5.1425-5.3825	Iowa Ethanol
Minnesota	3.2600-3.4200	3.2325-3.3725	N/A	Minnesota Ethanol
Nebraska	3.4400-3.5400	3.3325-3.4525	5.2425-5.3525	Nebraska Ethanol
South Dakota	3.2400-3.4400	3.1700-3.2800	5.1300-5.3200	South Dakota Ethanol
Eastern Cornbelt	3.7100-3.8700	3.5325-3.6525	5.3125-5.4125	Eastern Cornbelt Ethanol
Nearby Futures				
CME Group				
Corn (\$/bu)	3.6200	3.5325	5.4325	CME Group
Ethanol (\$/gal)	1.5740	1.5450	2.3620	CME Group
NYMEX				
RBOB Gasoline (\$/gal)	1.3004	1.0986	2.4953	New York Mercantile Exchange
Natural Gas (mmBtu)	4.0770	4.0780	9.4430	New York Mercantile Exchange