

**DAILY DIRECT HOGS PLANT DELIVERED** as of 1:30 PMNATIONAL - LM HG203:

Carcass Basis Negotiated Barrows & Gilts: **31,114**  
 Compared to prior day's close, **1.76 higher**  
 Base Price Range: **\$47.00 - \$62.00** Wtd Avg: **\$57.76**

IOWA/MINNESOTA - LM HG206:

Carcass Basis Negotiated Barrows & Gilts: **16,963**  
 Compared to prior day's close, **2.25 higher**  
 Base Price Range: **\$47.00 - \$62.00** Wtd Avg: **\$59.13**

WESTERN CORNBELT - LM HG212:

Carcass Basis Negotiated Barrows & Gilts: **21,688**  
 Compared to prior day's close, **1.88 higher**  
 Base Price Range: **\$47.00 - \$62.00** Wtd Avg: **\$59.00**

EASTERN CORNBELT - LM HG210:

Carcass Basis Negotiated Barrows & Gilts: **9,426**  
 Compared to prior day's close, **1.47 higher**  
 Base Price Range: **\$47.00 - \$61.00** Wtd Avg: **\$54.90**

NATIONAL DAILY LEAN HOG SLTR COST - LM HG213

| Tuesday,<br>3-Mar-09 | Head Count     | Avg Carcass Wt | 49-50%         | 51-52%         | 53-54%         |
|----------------------|----------------|----------------|----------------|----------------|----------------|
|                      | <b>191,125</b> | <b>204.49</b>  | <b>\$53.76</b> | <b>\$55.57</b> | <b>\$57.53</b> |

USDA NATIONAL CARLOT PORK REPORT - NW LS500

| Carcass Cutout Values | 56.26        | Change: | (-0.66) |
|-----------------------|--------------|---------|---------|
| Primal Loin           | 73.65        |         | 1.32    |
| Primal Butt           | 61.39        |         | 1.63    |
| Primal Picnic         | 35.17        |         | (-5.03) |
| Primal Rib            | 97.93        |         | (-0.50) |
| Primal Ham            | 39.09        |         | (-2.42) |
| Primal Belly          | 71.30        |         | 0.01    |
| <b>Total Loads</b>    | <b>116.6</b> | Lds     |         |
| Pork Cuts             | 75.6         | Lds     |         |
| Trim/Process Pork     | 41.0         | Lds     |         |

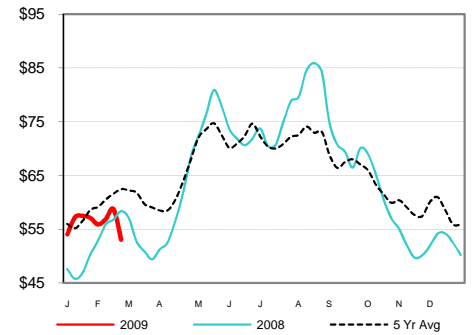
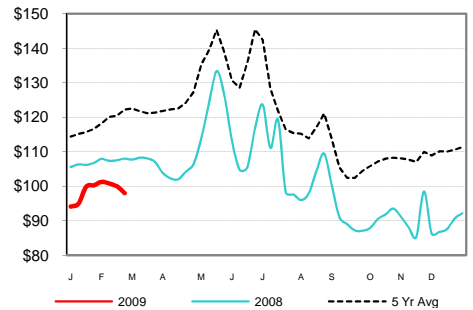
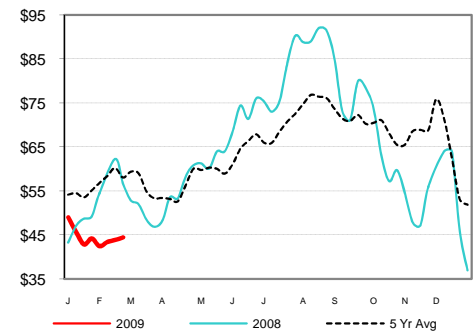
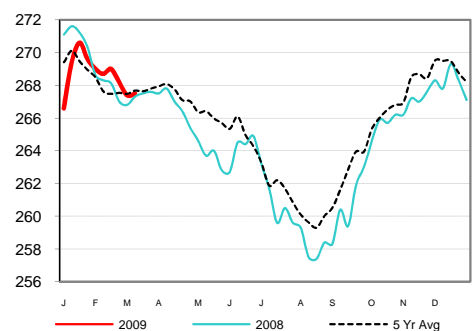
DAILY EST. HOG SLAUGHTER UNDER FIS - SJ LS710

|                             |                  |
|-----------------------------|------------------|
| Today (est)                 | <b>429,000</b>   |
| Week Ago (est)              | <b>429,000</b>   |
| Year Ago (act)              | <b>430,000</b>   |
| Week to Date (est)          | <b>1,275,000</b> |
| Same Period Last Week (est) | <b>1,280,000</b> |
| Same Period Last Year (act) | <b>1,283,000</b> |

| CME LEAN HOG CLOSE | High         | Low          | Settle       | Change      |
|--------------------|--------------|--------------|--------------|-------------|
| APR                | <b>62.70</b> | <b>61.75</b> | <b>62.33</b> | <b>1.47</b> |
| MAY                | <b>72.20</b> | <b>71.30</b> | <b>71.63</b> | <b>0.95</b> |
| JUN                | <b>73.63</b> | <b>72.65</b> | <b>72.75</b> | <b>0.97</b> |
| JUL                | <b>75.30</b> | <b>74.60</b> | <b>74.65</b> | <b>0.70</b> |

CME Lean Hog Delayed Futures - Pit-TradedIOWA-SOUTHERN MINNESOTA WEEKLY AVERAGE WEIGHT - NW LS720

| For Weekending Sat,<br>28-Feb-09 | Week<br>Ending   | Head<br>Count  | Average<br>Weight |
|----------------------------------|------------------|----------------|-------------------|
|                                  | <b>2/28/2009</b> | <b>373,000</b> | <b>267.5</b>      |
| Week Ago:                        | <b>2/21/2009</b> | <b>416,000</b> | <b>267.4</b>      |
| Year Ago:                        | <b>3/1/2008</b>  | <b>390,000</b> | <b>267.3</b>      |

**Weekly National Hog P.M. Wtd. Avg****Weekly Sparerib Primal Value****20-23# TS1 Ham Weekly Wtd Avg****Iowa-S.MN Average Hog Weight**

## USDA Livestock &amp; Grain Market News

Des Moines, Iowa

Phone: 515-284-4460

Email: [desm.lgmn@usda.gov](mailto:desm.lgmn@usda.gov)[www.ams.usda.gov/LSMarketNews](http://www.ams.usda.gov/LSMarketNews)