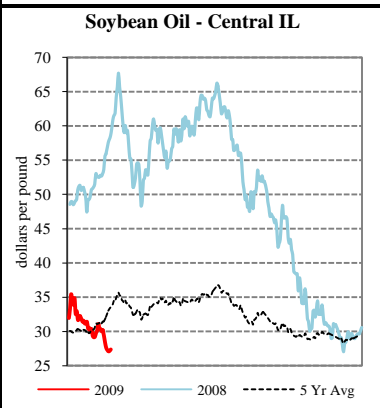
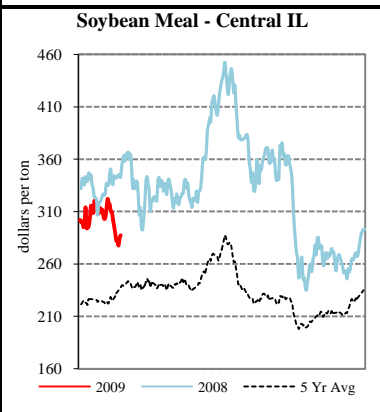


EXPORT	PRICE (\$/bu)	CHANGE (¢/bu)	BASIS (¢)		CHANGE
<u>Atlantic - JO GR850</u>					
Soybeans	8.8400	+20.00	+15.50 K		+5.00
SRW	4.3300	+21.00	-90.00 K		-0.25
<u>Chicago - GX GR110</u>					
Corn	3.4850 - 3.5350	+13.00	-15.00 K to	-10.00 K	UNCH
Soybeans	8.7250 - 8.7350	+15.00	+4.00 K to	+5.00 K	UNCH
SRW	4.3300 - 4.3800	+21.25	-90.00 K to	-85.00 K	UNCH
<u>Gulf - BG GR110</u>					
Corn	4.0250 - 4.0450	+9.00 to +10.00	+39.00 K to	+41.00 K	-4.00 to -3.00
Soybeans	9.3250 - 9.3550	+14.00 to +13.00	+64.00 K to	+67.00 K	-1.00 to -2.00
SRW	5.0400 - 5.0800	+22.25 to +26.25	-19.00 K to	-15.00 K	+1.00 to +5.00
12 HRW	5.9700 - 6.3200	+26.75 to +31.75	+30.00 K to	+65.00 K	+5.00 to +10.00
<u>PNW - JO GR110</u>					
SWW	5.42 - 5.55	+2.00 to +8.00	+19.00 K to	+32.00 K	-19.00 to -13.00
Ord HRW	5.42 - 5.57	+22.00	-25.00 K to	-10.00 K	UNCH
<u>Toledo - GX GR111</u>					
Corn	3.5850 - 3.6150	+13.00	-5.00 K to	-2.00 K	UNCH
Soybeans	8.6350 - 8.6650	+15.00	-5.00 K to	-2.00 K	UNCH
SRW	4.1000 - 4.1100	+32.25 to +30.25	-113.00 K to	-112.00 K	+11.00 to +9.00

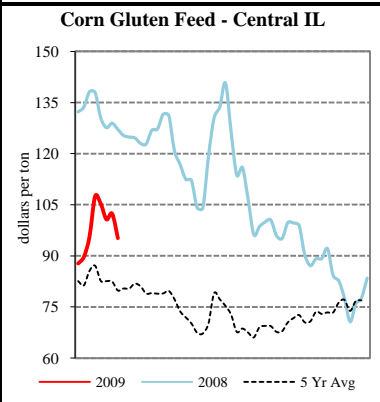
All prices are reported in dollars/bushel, except soybean and corn oil is in cents/lb. and soybean meal is in cents/ton.



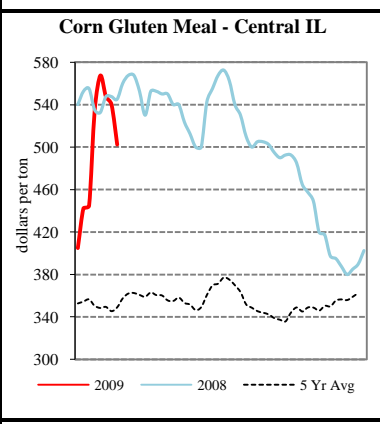
TERMINAL	PRICE (\$/bu)	CHANGE (¢/bu)	BASIS (¢)		CHANGE
<u>Kansas City - SJ GR112</u>					
Corn	3.56	+13.00		-8.00 K	UNCH
Soybeans	8.79	+15.00		+10.00 K	UNCH
Ord HRW	5.24 - 5.28	+22.00	-43.00 K to	-39.00 K	UNCH
<u>Minneapolis - MS GR110</u>					
14 DNS/NS	7.5100 - 7.7600	+36.75 to +16.75	+145.00 K to	+170.00 K	+20.00 to UNCH
Oats	1.8775 - 1.9775	-7.00 to +3.00	Opt K to	+10.00 K	-10.00 to UNCH
<u>Omaha - WH GR110</u>					
Corn	3.48 - 3.55	+13.00 to +15.00	-15.50 K to	-8.50 K	UNCH to +2.00
Soybeans	8.61 - 8.68	+15.00	-7.50 K to	-0.50 K	UNCH
<u>Portland - JO GR111</u>					
11.5 HRW	6.02 - 6.17	+22.00 to +20.00	+35.00 K to	+50.00 K	UNCH to -2.00
14 DNS	7.66 - 7.81	+17.00	+160.00 K to	+175.00 K	UNCH



RIVER	PRICE (\$/bu)	CHANGE (¢/bu)	BASIS (¢)		CHANGE
<u>So. Iowa, Mississippi River - MS GR114</u>					
Corn	3.5250 - 3.5500	+10.50 to +9.50	-11.00 K to	-8.50 K	-2.50 to -3.50
Soybeans	8.7150 - 8.7700	+13.00 to +12.00	+3.00 K to	+8.50 K	-2.00 to -3.00
<u>St. Louis, Mississippi River - JC GR110</u>					
Corn	3.7000	+11.00 to +8.00		+6.50 K	-2.00 to -5.00
Soybeans	9.0000	+16.00		+31.50 K	+1.00
SRW	4.5300	+24.00		-70.00 K	+2.75
<u>Memphis, Mississippi River - LR GR110</u>					
Corn	3.6550 - 3.7150	+13.00	+2.00 K to	+8.00 K	UNCH
Soybeans	8.8850 - 8.9350	+15.00 to +20.00	+20.00 K to	+25.00 K	UNCH to +5.00
SRW	4.5700 - 4.5800	+21.25	-66.00 K to	-65.00 K	UNCH
<u>Cincinnati, Ohio River - GX GR114</u>					
Corn	3.6250 - 3.6750	+8.00 to +9.00	-1.00 K to	+4.00 K	-5.00 to -4.00
Soybeans	8.8850 - 8.9350	+11.00 to +12.00	+20.00 K to	+25.00 K	-4.00 to -3.00
SRW	4.5800 - 4.6300	+21.25	-65.00 K to	-60.00 K	UNCH
<u>Mt. Vernon, Indiana, Ohio River - GX GR114</u>					
Corn	3.6850 - 3.7050	+10.50 to +10.00	+5.00 K to	+7.00 K	-2.50 to -3.00
Soybeans	8.9000 - 8.9650	+15.00 to +14.00	+21.50 K to	+28.00 K	UNCH to -1.00
SRW	4.6000 - 4.6700	+24.25 to +21.25	-63.00 K to	-56.00 K	+3.00 to UNCH
<u>No. Peoria, Illinois River - GX GR112</u>					
Corn	3.5550 - 3.5750	+9.00 to +8.00	-8.00 K to	-6.00 K	-4.00 to -5.00
Soybeans	8.7950 - 8.8150	+12.00	+11.00 K to	+13.00 K	-3.00



PROCESSOR	PRICE	CHANGE	BASIS		CHANGE
<u>Central IL</u>					
Corn	3.6150 - 3.6650	+13.00	-2.00 K to	+3.00 K	UNCH
Soybeans	8.8350 - 8.9050	+15.00	+15.00 K to	+22.00 K	UNCH
Crude SB Oil	27.24 - 28.49	+0.80	-375.00 K to	-250.00 K	No Comp
48 SB Meal	278.20 - 287.20	+2.50	+4.00 H to	+13.00 H	UNCH
Crude Corn Oil	29.00 - 31.00	+0.50	N/A		N/A



FUTURES	PRICE	CHANGE	PRICE	CHANGE
CME Group				
Corn	H Mar 09 3.5525	+11.75 K	May 09 3.6350	+13.00
Soybeans	H Mar 09 8.7550	+12.50 K	May 09 8.6850	+15.00
Wheat (SRW)	H Mar 09 5.1175	+21.50 K	May 09 5.2300	+21.25
Oats	H Mar 09 1.7875	+3.00 K	May 09 1.8775	+2.75
MGEX	H Mar 09 6.2275	+14.50 K	May 09 6.0600	+16.75
KCBOT	H Mar 09 5.6050	+21.75 K	May 09 5.6700	+21.75

USDA Livestock & Grain Market News
 210 Walnut Street, Room 767
 Des Moines, Iowa 50309
 Phone: 515-284-4460
 Email: desm.lgmn@usda.gov
www.ams.usda.gov/LSMarketNews