

"Women's contributions to farming and ranching are vitally important to business and to agriculture in general."

*American Agri-Women*

"America's farm women are the gatekeepers of our Nation. Their roles in decisionmaking become increasingly critical to the survival of the family farm. It is imperative their voice be heard."

*Women Involved in Farm Economics (WIFE)*

### Years on Present Farm: 2002

|                  | Women               |         | All                 |         |
|------------------|---------------------|---------|---------------------|---------|
|                  | Principal Operators | Percent | Principal Operators | Percent |
| 2 years or less  | 13,092              | 6%      | 74,754              | 4%      |
| 3 or 4 years     | 24,295              | 10%     | 143,599             | 7%      |
| 5 to 9 years     | 53,136              | 22%     | 374,756             | 18%     |
| 10 years or more | 147,296             | 62%     | 1,535,873           | 72%     |

Source: USDA - NASS 2002 Census of Agriculture

### NASS WISHES TO THANK ALL FARMERS AND RANCHERS WHO RESPONDED TO THE 2002 CENSUS OF AGRICULTURE.

The Census of Agriculture, taken every 5 years, provides a detailed look at agriculture in each of the Nation's 3,000-plus counties. All data, are available on the Internet, in print, and on CD-ROM.

# Women in Agriculture

## Quick Facts from the 2002 Census of Agriculture

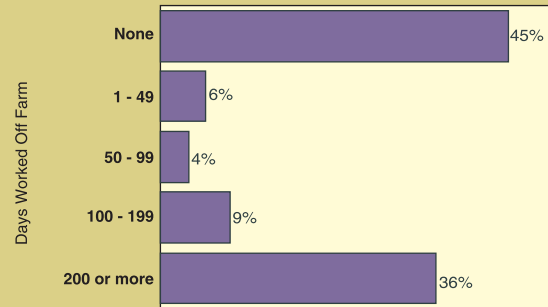
[www.usda.gov/nass/](http://www.usda.gov/nass/)

For more information contact:  
 NASS Customer Service Center  
 Room 5829, South Building  
 1400 Independence Avenue, SW  
 Washington, DC 20250  
 1-800-727-9540  
 E-mail - [nass@nass.usda.gov](mailto:nass@nass.usda.gov)

The U.S. Department of Agriculture (USDA) prohibits discrimination in all its programs and activities on the basis of race, color, national origin, sex, religion, age, disability, political beliefs, sexual orientation, or marital or family status. (Not all prohibited bases apply to all programs.) Persons with disabilities who require alternative means for communication of program information (Braille, large print, audiotape, etc.) should contact USDA's TARGET Center at (202) 720-2600 (voice and TDD).

To file a complaint of discrimination, write USDA, Director, Office of Civil Rights, Room 326-W, Whitten Building, 1400 Independence Avenue, SW, Washington, DC 20250-9410 or call (202) 720-5964 (voice or TDD). USDA is an equal opportunity provider and employer.

### Days All Women Operators Worked Off Farm: 2002



Source: USDA - NASS 2002 Census of Agriculture

### Primary Occupation of Women Operators: 2002



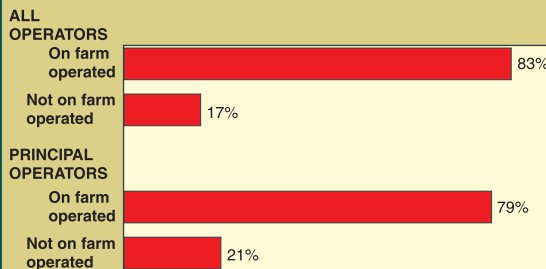
Source: USDA - NASS 2002 Census of Agriculture

### Principal Operators by Race: 2002

|   | Female Principal Operator | Male Principal Operator |
|---|---------------------------|-------------------------|
| White                                     | 229,587                   | 1,837,792               |
| Black or African American                 | 2,894                     | 26,196                  |
| American Indian or Alaska Native          | 2,418                     | 13,026                  |
| Native Hawaiian or Other Pacific Islander | 210                       | 773                     |
| Asian                                     | 1,203                     | 7,092                   |
| More than one race reported               | 1,427                     | 6,234                   |

Source: USDA - NASS 2002 Census of Agriculture

### Women Operators' Place of Residence: 2002



Source: USDA - NASS 2002 Census of Agriculture

### Principal Operators by Ethnicity: 2002

|        | Spanish, Hispanic or Latino Origin Principal Operators | All Principal Operators |
|--------|--|-------------------------|
| Female | 5,132  | 237,819                 |
| Male   | 45,460   | 1,891,163               |

Source: USDA - NASS 2002 Census of Agriculture

October 2004

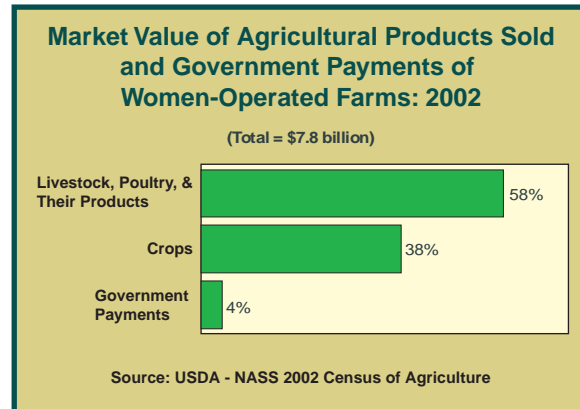
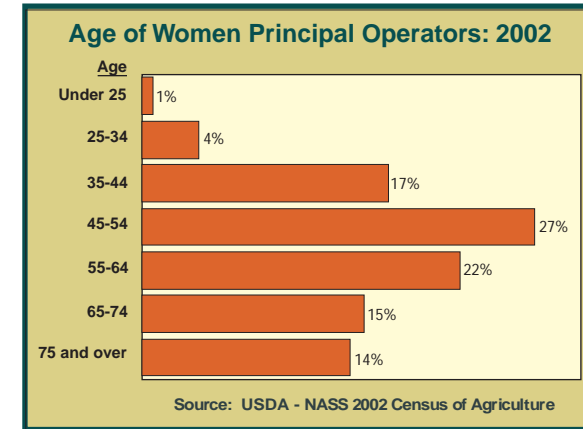
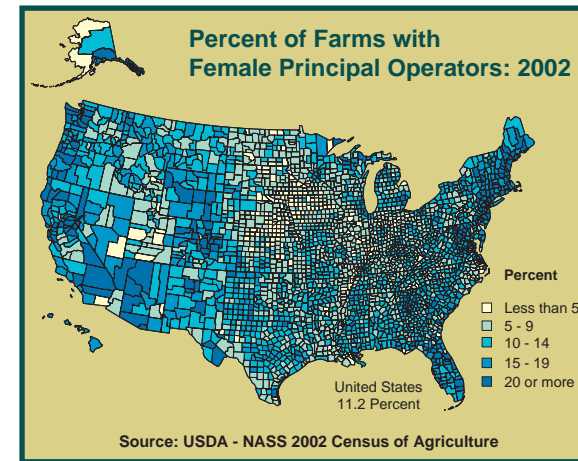
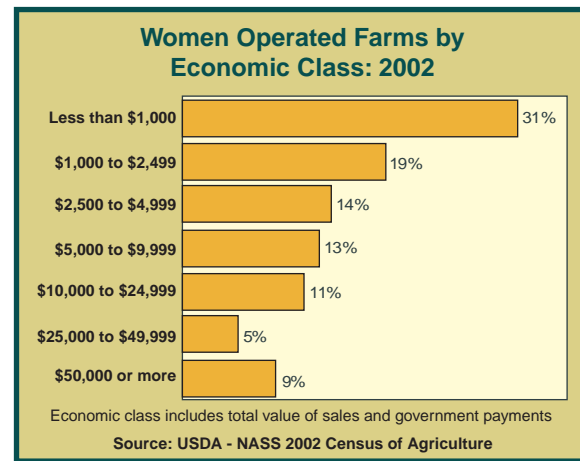


# Quick Facts About Women in Agriculture

The 2002 Census of Agriculture provides a focused picture of women's participation in and contribution to agriculture. The census is a key step in identifying program development that will address the changing needs of farmers and ranchers.

The 2002 Census of Agriculture is the most comprehensive source of statistics portraying our Nation's agriculture. It is the only source of uniform agricultural data for every county in the United States.

For the first time, the census collected information for more than one operator per farm. Demographic and other information were collected for up to three operators per farm: the principal operator plus one or two additional operators. This may be fewer than the total number of operators on some farms. All operators refer to these multiple operators. Demographic data for up to the three operators reported are presented separately for women, by race categories, and for Spanish, Hispanic, or Latino origin.



### Tenure of Principal Operators: 2002

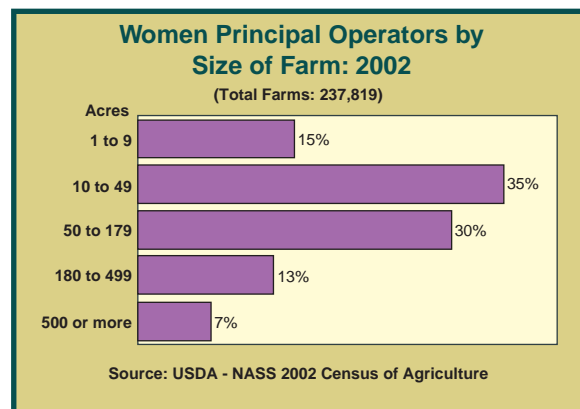
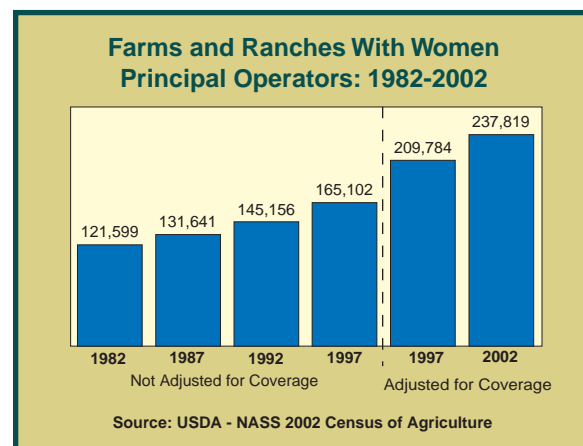
|                       | Women Principal Operators |             |           | All Principal Operators |             |            |
|-----------------------|---------------------------|-------------|-----------|-------------------------|-------------|------------|
|                       | Full Owners               | Part Owners | Tenants   | Full Owners             | Part Owners | Tenants    |
| Number of Farms       | 199,733                   | 27,087      | 10,999    | 1,428,136               | 551,004     | 149,842    |
| Percent of Farms      | 87%                       | 11%         | 5%        | 67%                     | 26%         | 7%         |
| Land in Farms (acres) | 37,223,473                | 18,069,305  | 4,080,779 | 356,767,305             | 495,012,197 | 86,499,554 |
| Percent               | 63%                       | 30%         | 7%        | 38%                     | 53%         | 9%         |

Source: USDA - NASS 2002 Census of Agriculture

### Average Age of Women Operators: 2002

|                     |      |
|---------------------|------|
| All operators       | 51.9 |
| Principal operators | 56.7 |
| Second operator     | 50.3 |
| Third operator      | 45.2 |

Source: USDA - NASS 2002 Census of Agriculture



### Computer Usage: 2002

|                                  | Women Operated Farms |         | All Farms |         |
|----------------------------------|----------------------|---------|-----------|---------|
|                                  | Farms                | Percent | Farms     | Percent |
| Computer Usage for Farm Business | 96,025               | 40%     | 827,215   | 39%     |
| Internet Access                  | 123,556              | 52%     | 1,056,875 | 50%     |

Source: USDA - NASS 2002 Census of Agriculture

