

# **Draft Wire Frames for 2007 Annual Report**

V. 11  
3/8/07 Draft

## **Outline of the 2007 Annual Report**

- 1) Overview Section**
  - a) Executive Summary**
  - b) Total Professional FTEs**
  - c) Overall Dollars Expended**
  - d) Merit Review**
  - e) Stakeholder Input**
  
- 2) Planned Program Section**
  - a) Brief Summary**
  - b) Inputs**
  - c) Activities**
  - d) Outputs**
  - e) Outcomes**
  - f) Evaluation**
  
- 3) Multistate Extension and Integrated Research and Extension**
  - a) CSREES-REPT**

# Overview

Welcome Jane Doe.

Plan Overview	
State:	District of Columbia
State Abbreviation:	DC
Institution Name:	CSREES State University

Enter an Executive Summary for your Fiscal Year 2007 Report. Click "Save" to save changes. 

Entering or copying text into this text box of more than 64000 characters will be truncated to fit and the excess will be lost.

Enter the Total Actual amount of professional FTEs/SYs for this State. 

Year: 2007	Extension		Research	
	1862	1890	1862	1890
<b>Plan</b>	345.6	56	156	46
<b>Actual</b>	<input type="text" value="0.0"/>	<input type="text" value="0.0"/>	<input type="text" value="0.0"/>	<input type="text" value="0.0"/>

Total Actual Formula dollars Allocated (*prepopulated from C-REEMS*) and Actual Total Formula, Matching and Other dollars Expended for FY 2007 (*automatic addition from Planned Programs*) 

Year:	Extension		Research	
	Smith-Lever 3b & 3c	1890 Extension	Hatch	Evans-Allen
<b>Allocated</b>	55555555	11111111	55555555	11111111
<b>Total Actual dollars from Planned Programs Input Screens</b>				
<b>Actual Formula</b>	<input type="text" value="0.0"/>	<input type="text" value="0.0"/>	<input type="text" value="0.0"/>	<input type="text" value="0.0"/>
<b>Actual Matching</b>	<input type="text" value="0.0"/>	<input type="text" value="0.0"/>	<input type="text" value="0.0"/>	<input type="text" value="0.0"/>
<b>Actual All Other</b>	<input type="text" value="0.0"/>	<input type="text" value="0.0"/>	<input type="text" value="0.0"/>	<input type="text" value="0.0"/>
<b>Total Actual Expended</b>	<input type="text" value="0.0"/>	<input type="text" value="0.0"/>	<input type="text" value="0.0"/>	<input type="text" value="0.0"/>

Amount of Above Actual Formula Dollars Expended for FY 2007 which comes from Carryover funds from previous years

<b>Carryover</b>	<input type="text" value="0.0"/>	<input type="text" value="0.0"/>	<input type="text" value="0.0"/>	<input type="text" value="0.0"/>
------------------	----------------------------------	----------------------------------	----------------------------------	----------------------------------

**Merit Review Process**

Select the Merit Review Process that was employed for this year. (Check all that apply.) 

- Internal University Panel
- External University Panel
- External Non-University Panel
- Combined Internal and External University Panel
- Combined Internal and External University and External Non-University Panel
- Expert Peer Review
- Other

**Tell us about your Merit Review and/or Peer Review Process completed this year.**

The merit review process for extension programs covers all programs conducted by UW CES. A team leadership m  
Projects supported with formula funds (Hatch, Multi-State, McIntire-Stennis, Animal Health) must be approved projec  
The Wyoming Agricultural Experiment Station administers an internal competitive grants program using a portion of it

Entering or copying text into this text box of more than 3200 will be truncated to fit and the excess will be lost.

7



**1. Actions taken to seek stakeholder input that encouraged their participation. (Check all that apply.)**

- Use of media to announce public meetings and listening sessions
- Targeted invitation to traditional stakeholder groups
- Targeted invitation to non-traditional stakeholder groups
- Targeted invitation to traditional stakeholder individuals
- Targeted invitation to non-traditional stakeholder individuals
- Targeted invitation to selected individuals from general public
- Survey of traditional stakeholder groups
- Survey of traditional stakeholder individuals
- Survey of the general public
- Survey specifically with non-traditional groups
- Survey specifically with non-traditional individuals
- Survey of selected individuals from the general public
- Other

**Briefly explain how you encouraged stakeholder participation.**

Brief Explanation.

Entering or copying text into this text box of more than 3200 will be truncated to fit and the excess will be lost.

9

2(A). A brief statement of the process that was used by the recipient institution to identify individuals and groups who are stakeholders and to collect input from them. (Part - 1)

**1. Method to identify individuals and groups. (Check all that apply.)**

- Use Advisory Committees
- Use Internal Focus Groups
- Use External Focus Groups
- Open Listening Sessions
- Needs Assessments
- Use Surveys
- Other

**Briefly explain your methods for identifying individuals and groups.**

Brief Explanation

Entering or copying text into this text box of more than 3200 will be truncated to fit and the excess will be lost.

10

2(B). A brief statement of the process that was used by the recipient institution to identify individuals and groups who are stakeholders and to collect input from them. (Part - 2)

**1. Methods for collecting Stakeholder Input. (Check all that apply.)**

- Meeting with traditional Stakeholder groups
- Survey of traditional Stakeholder groups
- Meeting with traditional Stakeholder individuals
- Survey of traditional Stakeholder individuals
- Meeting with the general public (open meeting advertised to all)
- Survey of the general public
- Meeting specifically with non-traditional groups
- Survey specifically with non-traditional groups
- Meeting specifically with non-traditional individuals
- Survey specifically with non-traditional individuals
- Meeting with invited selected individuals from the general public
- Survey of selected individuals from the general public
- Other

**Briefly explain your methods for collecting stakeholder input.**

Brief Explanation

Entering or copying text into this text box of more than 3200 will be truncated to fit and the excess will be lost.

11



**3. A statement of how the input was considered. (Check all that apply.)**

- In the Budget Process
- To Identify Emerging Issues
- Redirect Extension Programs
- Redirect Research Programs
- In the Staff Hiring Process
- In the Action Plans
- To Set Priorities
- Other

**Briefly explain how you used the input given by stakeholders.**

Brief Explanation

Entering or copying text into this text box of more than 3200 will be truncated to fit and the excess will be lost.

12

**Key Stakeholder Input Items for CSREES Attention: What did you learn from your Stakeholders?**

Text Box

**Save** **Cancel**



Name of the Planned Program	Edit	Print Preview
Program 1	Edit	Print Preview
Program 2	Edit	Print Preview
Program 3	Edit	Print Preview
Program 4	Edit	Print Preview
Program 5	Edit	Print Preview
Program 6	Edit	Print Preview
Program 7	Edit	Print Preview
Program 8	Edit	Print Preview
Program 9	Edit	Print Preview

[Add a previously Unplanned Program to Report](#)

Please confirm that you entered all programs for this Plan by clicking the "Done" button.


Done

A previously Unplanned Program will not be added to the Plan of Work. It will only be a part of the current year's Annual Report. It must be added to a future year's Plan of Work Update to be included in the Plan of Work.

**Planned Program**

Name of the Planned Program. 

*Program 1*

Enter the program Knowledge Area(s) (up to 20) and a percentage for each (total of each column must equal 100% or 0%). 

KA Code	Knowledge Area	% 1862 Extension	% 1890 Extension	% 1862 Research	% 1890 Research
101	Appraisal of Soil Resources	20	25	20	0
102	Soil, Plant, Water, Nutrient Relationships	20	25	20	0
201	Plant Genome, Genetics, and Genetic Mechanisms	20	0	20	0
202	Plant Genetic Resources	5	0	20	0
301	Reproductive Performance of Animals	10	25	10	0
303	Genetic Improvement of Animals	5	0	10	0
806	Youth Development	20	25	0	0

**Grand Total**  %  %  %  %

**Planned Program (Inputs)**

Name of the Planned Program.

**Program 1**

Inputs.

1. Enter the actual amount of professional FTEs/SYs expended for this Planned Program. 

Year:	Extension		Research	
	1862	1890	1862	1890
Plan	45	3	16	0
2007	0.0	0.0	0.0	0.0

2. Enter Actual dollars Expended in this Planned Program during FY 2007   
*(Includes Carryover Funds from previous years)*

	Extension		Research	
	Smith-Lever 3b & 3c	1890 Extension	Hatch	Evans-Allen
	0.0	0.0	0.0	0.0

	Extension		Research	
	1862 Matching	1890 Matching	1862 Matching	1890 Matching
	0.0	0.0	0.0	0.0

	Extension		Research	
	1862 All Other	1890 All Other	1862 All Other	1890 All Other
	0.0	0.0	0.0	0.0

**Planned Program (Activity and Participation)**


Name of the Planned Program.

*Program 1*

Activities and Participation. 

**1. Brief description of the Activity (What was done?) **


Activity Text



Entering or copying text into this text box of more than 3200 will be truncated to fit and the excess will be lost.

**2. Brief description of the target audience. **

Prepopulated from the Plan.



Entering or copying text into this text box of more than 3200 will be truncated to fit and the excess will be lost.

**Save** **Cancel**

**Planned Program (Outputs)**

Standard output measures. 

1. Enter the target for the number of persons (contacts) to be reached through direct and indirect contact methods. (*Standard Extension Output*)

	Direct Contacts Adults	Indirect Contacts Adults	Direct Contacts Youth	Indirect Contacts Youth
Year	Target	Target	Target	Target
Plan	111	111	111	111
2007	<input type="text" value="0"/>	<input type="text" value="0"/>	<input type="text" value="0"/>	<input type="text" value="0"/>

2. Number of patents (*Standard Research Output*) 

Patents Received	
Year	Target
Plan 2007	2
2007	<input type="text" value="0"/>

If Patents received, Please list them here:

3. Publications (*Standard General Output Measure*) 

Number of Peer Reviewed Publications		
Year	Research	Extension
	Target	Target
Plan 2007	0	0
2007	<input type="text" value="0"/>	<input type="text" value="0"/>

Save

Cancel

Choose from State defined Outputs below to report actual results

**State Define Output Measures** 

**Name of the Planned Program.**

***Program 1***

Output #1

Edit

Output #2

Edit

Output #3

Edit

Output #4

Edit

[Add Unintended or Previously unknown Output Measure](#)

---

Done

---

**State Define Output Measure** 

**Name of the Planned Program.**

**Program 1**

Output Measures		
State defined Output measure #1 Text ( <i>prepopulated from plan</i> )		
Year	Target	Actual
2007	22	<input type="text" value="0"/>

19

**State Define Output Measure (Unintended or Previously Unknown) ?**

Name of the Planned Program.

**Program 1**

Output Measures		
State defined Output measure #2 Text ( <i>Newly Entered by State</i> )		
Year	Target	Actual
2007	N/A	<input type="text" value="0"/>

19

Save

Cancel



---

Choose from State defined Outcomes below to report actual results

State Defined Outcome Measures 

Name of the Planned Program.

**Program 1**

Outcome#1

Edit

Outcome#2

Edit

Outcome#3

Edit

Outcome#4

Edit

[Add Unintended or Previously Unknown Outcome Measure](#)

 Done <sup>20</sup>

State Defined Outcome Measure 

Name of the Planned Program.

Program 1

Outcome Measures		
Example: # of persons learning best management practice ( <i>prepopulated from Plan</i> )		
Outcome Type:		
<input checked="" type="checkbox"/>	Change in Knowledge Outcome Measure	
<input type="checkbox"/>	Change in Action Outcome Measure	
<input type="checkbox"/>	Change in Condition Outcome Measure	
Enter by Quantitative and/or Qualitative Method Below as appropriate		
Quantitative Outcome		
Year	Quantitative Target (if appropriate)	Actual
2007	149 ( <i>prepopulated from Plan</i> )	0

**Qualitative Outcome or Impact Statement:**

Issue (Who cares and Why): (500 Char Max)

What has been done: (500 Char Max)

Results: (1000 Char Max)

Text Box

Associated KAs from the Planned Program (check all that apply)

KA Code	Knowledge Area
<input type="checkbox"/> 101	Appraisal of Soil Resources
<input type="checkbox"/> 102	Soil, Plant, Water, Nutrient Relationships
<input type="checkbox"/> 201	Plant Genome, Genetics, and Genetic Mechanisms
<input type="checkbox"/> 202	Plant Genetic Resources
<input type="checkbox"/> 301	Reproductive Performance of Animals
<input type="checkbox"/> 303	Genetic Improvement of Animals
<input type="checkbox"/> 806	Youth Development

State Defined Outcome Measure (Unintended or Previously Unknown) [?](#)

Name of the Planned Program.

Program 1

Outcome Measures		
Example: # of persons adopting best management practice (newly Entered by State)		
Outcome Type:		
<input type="checkbox"/> Change in Knowledge Outcome Measure <input type="checkbox"/> Change in Action Outcome Measure <input type="checkbox"/> Change in Condition Outcome Measure		
Enter by Quantitative and/or Qualitative Method Below as appropriate		
Quantitative Outcome		
Year	Quantitative Target (if appropriate)	Actual
2007	N/A	0

- [Add More Qualitative Outcome Statements](#)

**Qualitative Outcome or Impact Statement:**

**Issue (Who cares and Why): (500 Char Max)**

**What has been done: (500 Char Max)**

**Results: (1000 Char Max)**

Text Box

Associated KAs from the Planned Program (check all that apply)

KA Code	Knowledge Area
<input type="checkbox"/> 101	Appraisal of Soil Resources
<input type="checkbox"/> 102	Soil, Plant, Water, Nutrient Relationships
<input type="checkbox"/> 201	Plant Genome, Genetics, and Genetic Mechanisms
<input type="checkbox"/> 202	Plant Genetic Resources
<input type="checkbox"/> 301	Reproductive Performance of Animals
<input type="checkbox"/> 303	Genetic Improvement of Animals
<input type="checkbox"/> 806	Youth Development

**Planned Program (Outcomes)**

**Name of the Planned Program.**

*Program 1*

**1. External factors which affected outcomes. (Check all that apply.)** 

- Natural Disasters (drought, weather extremes, etc.)
- Economy
- Appropriations changes
- Public Policy changes
- Government Regulations
- Competing Public priorities
- Competing Programatic Challenges
- Populations changes (immigration, new cultural groupings, etc.)
- Other
- Other

**Brief explanation of external factors which affected the outcomes. (Opportunity to discuss Unmet Goals)**

Individuals' ability to attend fee-for-service programs may be impacted by economic downturns. Extension's ability

Entering or copying text into this text box of more than 3200 will be truncated to fit and the excess will be lost.

**Save** **Cancel**

**Planned Program (Evaluation)**

**1. Evaluation studies Completed. (Check all that apply.)** ?

- After Only (post program)
- Retrospective (post program)
- Before-After (before and after program)
- During (during program)
- Time series (multiple points before and after program)
- Case Study
- Comparisons between program participants (individuals,group,organizations) and non-participants
- Comparisons between different groups of individuals or program participants experiencing different levels of program intensity.
- Comparison between locales where the program operates and sites without program intervention
- Other

**What are your Evaluation Results?**

Identify the studies. List significant evaluation studies. What were the results? What did you learn?

↑  
↓

← →

Entering or copying text into this text box of more than 3200 will be truncated to fit and the excess will be lost.

22

**Key Items of the Evaluation(s) for CSREES Attention**

Key Items text.

↑  
↓

← →



**Save** **Cancel**