
CHAPTER IV

FARM STATISTICS BY COLOR AND TENURE OF FARMER

CHAPTER IV.—FARM STATISTICS BY COLOR AND TENURE OF FARMER.

Introduction.—This chapter presents the statistics of farms and farm property (including live stock) collected at the 1920 census, classified according to the color of the farm operator and the tenure under which the land was held. Comparative figures for 1910 are given for most of the items, and the number of farms classified according to the color and tenure of the operator is given also for 1900, at which time the color classification was first used in tabulating the census data for agriculture.

In this chapter statistics are presented for white farm operators and for colored farm operators, but there are no totals for all farm operators—that is, for white and colored combined. These totals may be found, however, in Chapter III, on "Farm Tenure," which gives the farm statistics classified according to tenure alone. Where it is desired simply to compare the statistics for white farmers with those for colored farmers (as will most often be the case), the comparison can be made on the basis of the data presented herewith. And where it is desired to compare the figures for either white farmers or colored farmers with the general totals, the data for all farmers (white and colored together) can readily be found in Chapter III.

The colored farmers in the South are practically all Negroes, while those in the Mountain and Pacific Divisions are practically all Indians or Asiatics. In Chapter V, entitled "Farm Statistics by Race, Nativity, and Sex of Farmer," figures are presented for colored farm operators classified according to race, including a brief tenure classification showing simply owners, managers, and tenants. Chapter V also gives figures for native and foreign-born white farmers, and for foreign-born white farmers by country of birth, in each case with the brief tenure classification.

The several tenure classes used in the 1920 census reports have been defined as follows:

Farm owners include (1) farmers operating their own land only and (2) those operating in addition to their own land some land hired from others. The latter are sometimes designated *part owners*, the term *full owners* being then used for those owning all the land they farm.

Farm managers are farmers operating a farm for the owner for wages or a salary.

Farm tenants are farmers who as tenants, renters, or croppers, operate only rented land. They were reported in 1920 in five classes: (1) *Share tenants*—those who pay a certain share of the products, as one-half, one-third, or one-quarter, for the use of the farm, but furnish their own work animals; (2) *croppers*—share tenants whose work animals are furnished by their landlords; (3) *share-cash tenants*—those who pay a share of the products for a part of the land and cash for a part; (4) *cash tenants*—those who pay a cash rental, as \$7 per acre of crop land or \$500 for the use of the whole farm; (5) *standing renters*—those who pay a stated amount of farm products for the use of the farm, as 3 bales of cotton or 500 bushels

of corn. In some cases the character of the tenancy was not indicated on the schedule; such tenants are shown in the tables as "unspecified."

Croppers and standing renters were tabulated separately only for the Southern states; and in the tables giving comparative figures for 1920 and 1910, even for the Southern states, croppers are included with other share tenants and standing renters are included with cash tenants.


Since nearly all of the colored farmers are in the South, the figures for white and colored farmers for the United States as a whole contrast conditions on farms operated by white farmers located all over the United States with conditions on farms of colored farmers located almost entirely in the South. In order to make possible a better comparison of conditions on the farms of white and colored farmers, a separate presentation is made for the South alone, in addition to that for the United States as a whole. The difference between the geographic distribution of white farmers and that of colored farmers must be kept constantly in mind in using the figures for the United States as a whole.

Number and acreage of farms, by color and tenure of farmer: 1920 and 1910.—For both white and colored farmers a higher proportion of the number of farms, of the total acreage, and of the improved acreage was operated by tenants in 1920 than in 1910, while the proportions for farms operated by their owners were somewhat smaller, as shown in Table 2. The increase in the proportion of farms operated by tenants was most marked, for both white and colored, however, in certain states of the Northwest (for the most part states where the percentage was relatively low, even in 1920).

On the Pacific coast and in the South, where most of the colored farmers are located, the proportion of tenants is very much higher among the colored farmers than among the white.

For the United States as a whole, farms operated by white owners in 1920 averaged 168 acres in size; by white tenants, 136.3 acres; and by white managers, 810.2 acres. Farms operated by colored owners averaged 71.6 acres; by colored tenants, 38.9 acres; and by colored managers, 213.7 acres. For both white and colored, however, a larger proportion of the land in the tenant farms was improved than in those operated by their owners; hence there was much less difference between the average acreage of improved land in owned and in rented farms than between the averages based on the total acreage.

WHITE FARMERS—PER CENT DISTRIBUTION BY TENURE, BY STATES: 1920.



COLORED FARMERS—PER CENT DISTRIBUTION BY TENURE, BY STATES: 1920.




TABLE 1.—NUMBER AND ACREAGE OF FARMS IN THE UNITED STATES, BY COLOR AND TENURE: 1920 AND 1910.

[Figures for divisions and states in Tables 12, 14, 15, and 16.]

| COLOR AND TENURE. | NUMBER OF FARMS. | | | | ALL LAND IN FARMS (ACRES). | | | | IMPROVED LAND IN FARMS (ACRES). | | | |
|------------------------------------|------------------|------------------|------------------------|------------|----------------------------|--------------------|------------------------|-------------|---------------------------------|--------------------|------------------------|------------|
| | 1920 | 1910 | Increase. ¹ | | 1920 | 1910 | Increase. ¹ | | 1920 | 1910 | Increase. ¹ | |
| | | | Number. | Per cent. | | | Amount. | Per cent. | | | Amount. | Per cent. |
| White farmers, total..... | 5,498,454 | 5,440,619 | 57,835 | 1.1 | 910,939,194 | 832,166,020 | 78,773,174 | 9.5 | 473,774,566 | 449,418,265 | 24,356,301 | 5.4 |
| Owners..... | 3,691,868 | 3,707,501 | -15,633 | -0.4 | 620,070,823 | 579,478,154 | 40,592,669 | 7.0 | 306,029,220 | 301,504,138 | 4,525,082 | 1.5 |
| Owning entire farm..... | 3,174,109 | 3,159,088 | 15,021 | 0.5 | 447,244,925 | 448,901,809 | -1,716,884 | -0.4 | 228,667,378 | 227,265,911 | 1,401,967 | 0.6 |
| Hiring additional land..... | 517,759 | 548,413 | -30,654 | -5.6 | 172,825,898 | 130,516,345 | 42,309,553 | 32.4 | 77,361,842 | 74,238,227 | 3,123,115 | 4.2 |
| Managers..... | 66,223 | 56,560 | 9,663 | 17.1 | 53,653,478 | 53,304,976 | 348,502 | 0.7 | 13,009,436 | 12,166,563 | 842,873 | 6.9 |
| Tenants..... | 1,740,363 | 1,676,558 | 63,805 | 3.8 | 237,214,893 | 199,382,890 | 37,832,003 | 19.0 | 154,735,910 | 135,747,564 | 18,988,346 | 14.0 |
| Share ¹ | 1,163,942 | 1,026,372 | 137,570 | 13.4 | 142,337,408 | 169,695,138 | 32,642,270 | 23.8 | 98,410,066 | 79,093,004 | 19,317,062 | 24.4 |
| Share-cash..... | 119,395 | 113,843 | 5,552 | 4.9 | 24,025,817 | 18,734,775 | 5,291,042 | 28.2 | 19,668,931 | 16,425,303 | 3,243,628 | 27.5 |
| Cash ² | 400,907 | 447,851 | -46,944 | -10.5 | 62,762,080 | 55,948,318 | 6,813,762 | 12.2 | 32,318,657 | 33,014,406 | -695,749 | -2.1 |
| Unspecified..... | 56,119 | 88,492 | -32,373 | -36.6 | 8,089,588 | 15,004,659 | -6,915,071 | -46.1 | 4,338,316 | 8,214,851 | -3,876,535 | -47.2 |
| Colored farmers, total..... | 949,889 | 920,883 | 29,006 | 3.2 | 44,944,521 | 46,632,305 | -1,687,784 | -3.6 | 29,298,441 | 29,033,485 | 264,956 | 0.9 |
| Owners..... | 233,222 | 241,221 | -7,999 | -3.3 | 16,704,192 | 19,076,463 | -2,372,271 | -12.4 | 8,078,283 | 8,346,283 | -268,020 | -3.2 |
| Owning entire farm..... | 192,401 | 195,809 | -3,408 | -1.7 | 14,005,298 | 15,901,506 | -1,950,298 | -12.3 | 6,509,580 | 6,542,086 | -33,100 | -0.5 |
| Hiring additional land..... | 40,821 | 45,412 | -4,591 | -10.1 | 2,698,894 | 3,114,957 | -415,973 | -13.4 | 1,568,677 | 1,803,597 | -234,920 | -13.0 |
| Managers..... | 2,226 | 1,544 | 682 | 44.2 | 475,679 | 423,889 | 49,790 | 11.7 | 201,563 | 147,452 | 54,111 | 36.7 |
| Tenants..... | 714,441 | 678,118 | 36,323 | 5.4 | 27,764,650 | 27,129,953 | 634,697 | 2.3 | 21,018,615 | 20,539,750 | 478,865 | 2.3 |
| Share ¹ | 514,870 | 373,551 | 141,319 | 37.8 | 18,385,143 | 13,358,580 | 5,026,563 | 37.6 | 14,469,944 | 10,644,740 | 3,825,204 | 35.9 |
| Share-cash..... | 8,427 | 14,623 | -6,196 | -42.4 | 308,611 | 655,093 | -346,482 | -52.9 | 264,176 | 493,614 | -229,438 | -47.0 |
| Cash ² | 184,098 | 284,443 | -100,345 | -30.4 | 8,719,575 | 11,898,533 | -3,178,958 | -26.7 | 6,007,827 | 8,551,756 | -2,483,819 | -29.0 |
| Unspecified..... | 7,046 | 26,501 | -18,455 | -72.4 | 351,321 | 1,217,747 | -866,426 | -71.1 | 216,658 | 844,640 | -627,982 | -74.3 |

¹ A minus sign (-) denotes decrease. ² Share tenants include croppers reported in the Southern states in 1920, and cash tenants likewise include standing renters.

TABLE 2.—PERCENTAGE OF FARM LAND IMPROVED, AVERAGE ACREAGE PER FARM, AND PER CENT DISTRIBUTION OF FARMS AND FARM ACREAGE, BY COLOR AND TENURE, FOR THE UNITED STATES: 1920 AND 1910.

[Figures for divisions and states in Tables 13, 14, 15, and 16.]

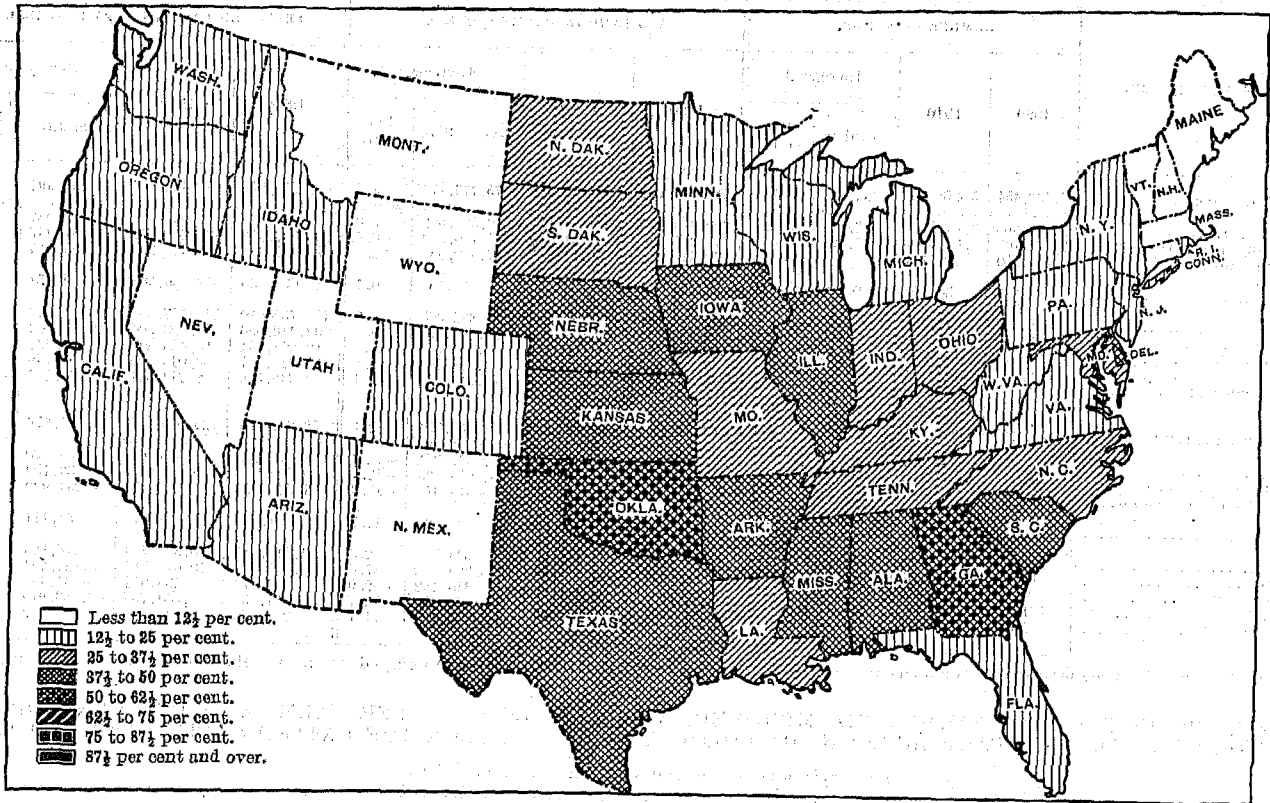
| COLOR AND TENURE. | PER CENT OF FARM LAND IMPROVED. | | AVERAGE ACREAGE PER FARM. | | | | PER CENT DISTRIBUTION. | | | | | |
|------------------------------------|---------------------------------|-------------|---------------------------|--------------|----------------|-------------|------------------------|--------------|--------------------|--------------|-------------------------|--------------|
| | | | All land. | | Improved land. | | Number of farms. | | All land in farms. | | Improved land in farms. | |
| | 1920 | 1910 | 1920 | 1910 | 1920 | 1910 | 1920 | 1910 | 1920 | 1910 | 1920 | 1910 |
| White farmers, total..... | 52.0 | 54.0 | 165.7 | 153.0 | 86.2 | 82.6 | 100.0 | 100.0 | 100.0 | 100.0 | 100.0 | 100.0 |
| Owners..... | 49.4 | 52.0 | 108.0 | 156.3 | 82.9 | 81.3 | 67.1 | 68.1 | 68.1 | 69.6 | 64.6 | 67.1 |
| Owning entire farm..... | 51.1 | 50.6 | 140.9 | 142.1 | 72.0 | 71.9 | 57.7 | 58.1 | 49.1 | 54.0 | 48.3 | 50.6 |
| Hiring additional land..... | 44.8 | 56.9 | 333.8 | 238.0 | 149.4 | 135.4 | 9.4 | 10.1 | 19.0 | 15.7 | 16.3 | 18.5 |
| Managers..... | 24.2 | 22.8 | 810.2 | 942.5 | 196.4 | 215.1 | 1.2 | 1.0 | 5.9 | 6.4 | 2.7 | 2.7 |
| Tenants..... | 65.2 | 68.1 | 136.3 | 118.9 | 88.9 | 81.0 | 31.7 | 30.8 | 26.0 | 24.0 | 32.7 | 30.2 |
| Share ¹ | 69.1 | 72.1 | 122.3 | 106.9 | 84.5 | 77.1 | 21.2 | 18.9 | 15.6 | 13.2 | 20.8 | 17.6 |
| Share-cash..... | 81.9 | 82.3 | 201.2 | 164.6 | 164.7 | 135.5 | 2.2 | 2.1 | 2.6 | 2.3 | 4.2 | 3.4 |
| Cash ¹ | 51.5 | 59.0 | 156.6 | 124.9 | 80.6 | 73.7 | 7.3 | 8.2 | 6.9 | 6.7 | 6.8 | 7.3 |
| Unspecified..... | 53.6 | 54.7 | 144.2 | 169.6 | 77.3 | 82.8 | 1.0 | 1.6 | 0.9 | 1.8 | 0.9 | 1.8 |
| Colored farmers, total..... | 65.2 | 62.3 | 47.3 | 50.6 | 30.8 | 31.5 | 100.0 | 100.0 | 100.0 | 100.0 | 100.0 | 100.0 |
| Owners..... | 48.4 | 43.8 | 71.6 | 79.1 | 34.6 | 34.6 | 24.6 | 26.2 | 37.2 | 40.9 | 27.6 | 28.7 |
| Owning entire farm..... | 46.5 | 41.0 | 72.8 | 81.5 | 33.8 | 33.4 | 20.3 | 21.3 | 31.2 | 34.2 | 22.2 | 22.5 |
| Hiring additional land..... | 58.1 | 57.9 | 66.1 | 68.6 | 38.4 | 39.7 | 4.3 | 4.9 | 6.0 | 6.7 | 5.4 | 6.2 |
| Managers..... | 42.4 | 34.6 | 213.7 | 275.8 | 90.5 | 95.5 | 0.2 | 0.2 | 1.1 | 0.9 | 0.7 | 0.5 |
| Tenants..... | 75.7 | 75.7 | 38.9 | 40.0 | 29.4 | 30.3 | 75.2 | 73.6 | 61.8 | 58.2 | 71.7 | 70.7 |
| Share ¹ | 78.7 | 79.7 | 35.7 | 35.8 | 28.1 | 28.5 | 54.2 | 40.6 | 40.9 | 28.6 | 49.4 | 39.7 |
| Share-cash..... | 85.6 | 76.1 | 36.6 | 44.8 | 31.3 | 34.1 | 0.9 | 1.6 | 0.7 | 1.4 | 0.9 | 1.7 |
| Cash ¹ | 69.9 | 71.9 | 47.4 | 45.0 | 33.0 | 32.3 | 19.4 | 28.7 | 19.4 | 25.5 | 20.7 | 29.5 |
| Unspecified..... | 61.7 | 69.4 | 49.9 | 47.8 | 30.7 | 33.1 | 0.7 | 2.8 | 0.8 | 2.6 | 0.7 | 2.9 |

¹ Share tenants include croppers reported in the Southern states in 1920, and cash tenants likewise include standing renters.

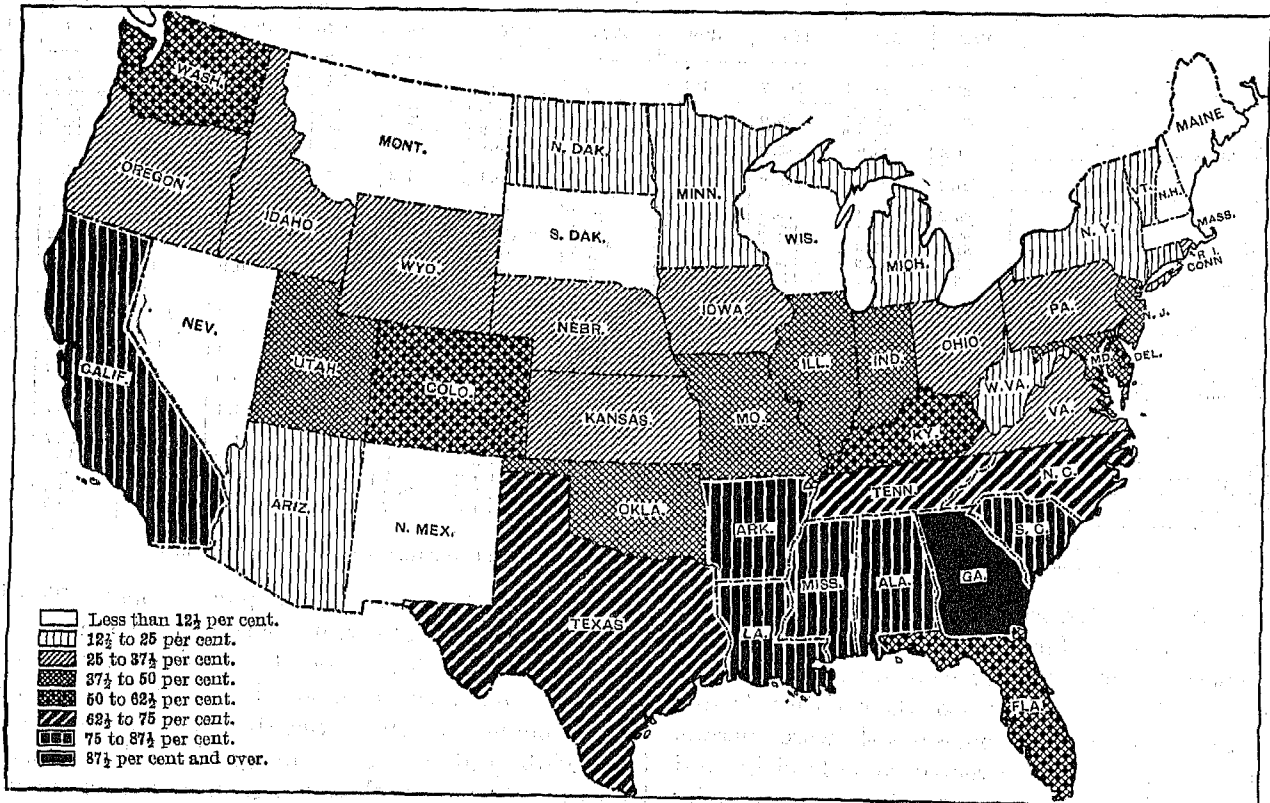
Farms of minor tenure groups: 1920 and 1910.—Of the total number of farms operated by white owners on January 1, 1920, 86 per cent were operated by full owners (those who owned their entire farms), while 14 per cent, or about one-seventh, were operated by part owners (those who rented some land in addition to that which they owned). A somewhat higher proportion of colored owners were in the part-owner class, the proportions being 82.5 per cent for full

owners and 17.5 per cent for part owners. The land in the farms of the white part owners amounted to more than one-fourth of the total land farmed by white owners, the average size of these part-owned farms being more than twice that of the farms operated by white full owners. Among the colored farmers, on the other hand, the average size of farms operated by part owners was less than that of farms operated by full owners.

WHITE FARMERS—PERCENTAGE OPERATING RENTED FARMS, BY STATES: 1920.



COLORED FARMERS—PERCENTAGE OPERATING RENTED FARMS, BY STATES: 1920.



Of the farms operated by tenants under specified forms of tenancy, 69.1 per cent of the white tenants operated their farms on a share basis, 23.8 per cent on a cash basis, and 7.1 per cent on a share-cash basis; while 72.8 per cent of the colored tenants operated their farms on a share basis, 26 per cent on a cash basis, and 1.2 per cent on a share-cash basis. A somewhat higher proportion of colored tenants than of white tenants operated on a cash basis, while relatively few colored tenants operated on a share-cash basis.

In 1910 share tenants represented 64.6 per cent of the whole number of white tenants and 57.2 per cent of the colored tenants (omitting the "unspecified" in each case), and cash tenants represented 28.2 per cent of the white and 40.5 per cent of the colored tenants. The 1920 figures therefore show an increase in the proportion of share tenants, with a corresponding decrease in the cash tenants, the change being most marked in the case of the colored farmers.

Number of farms, by color and tenure of farmer: 1900 to 1920.—Of the total number of farms operated by white farmers in the United States in 1920, 31.7 per cent were operated by tenants, as compared with 30.8 per cent in 1910 and 29.5 per cent in 1900; of the

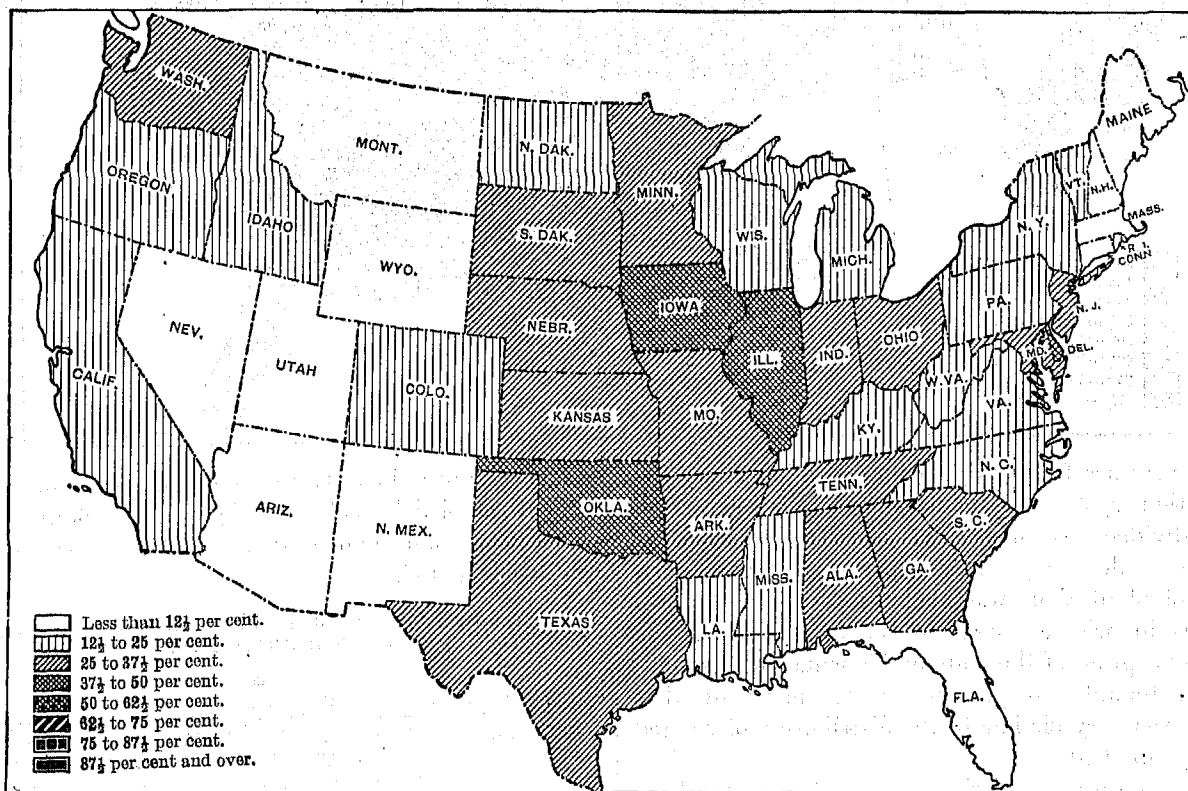
farms operated by colored farmers, 75.2 per cent were in the hands of tenants in 1920, 73.6 per cent in 1910, and 72.9 per cent in 1900. It thus appears that while the percentage of farms operated by tenants has increased during the twenty years for both white and colored farmers, white farmers showed the greater increase for the decade 1900 to 1910 and colored farmers the greater increase for the decade 1910 to 1920.

TABLE 3.—NUMBER OF FARMS IN THE UNITED STATES, WITH PER CENT DISTRIBUTION, BY COLOR AND TENURE: 1900 TO 1920.

[Figures for divisions and states in Tables 12 and 13.]

| COLOR AND TENURE. | NUMBER OF FARMS. | | | PER CENT DISTRIBUTION. | | |
|-----------------------------|------------------|-----------|-----------|------------------------|-------|-------|
| | 1920 | 1910 | 1900. | 1920 | 1910 | 1900 |
| White farmers, total..... | 5,498,454 | 5,440,619 | 4,989,508 | 100.0 | 100.0 | 100.0 |
| Owners..... | 3,691,868 | 3,707,501 | 3,446,806 | 67.1 | 68.1 | 69.4 |
| Managers..... | 60,223 | 56,500 | 57,261 | 1.2 | 1.0 | 1.2 |
| Tenants..... | 1,740,363 | 1,676,558 | 1,485,541 | 31.7 | 30.8 | 29.5 |
| Colored farmers, total..... | 949,889 | 920,883 | 767,704 | 100.0 | 100.0 | 100.0 |
| Owners..... | 233,222 | 241,221 | 206,517 | 24.6 | 26.2 | 26.9 |
| Managers..... | 2,226 | 1,544 | 1,824 | 0.2 | 0.2 | 0.2 |
| Tenants..... | 714,441 | 678,118 | 559,423 | 75.2 | 73.6 | 72.9 |

WHITE FARMERS—PERCENTAGE OF FARM LAND OPERATED BY TENANTS, BY STATES: 1920.



Color and tenure of farmers in the South: 1900 to 1920.—In the South the proportion of tenants is much higher among colored farmers than among white farmers. Of the white farmers only 38.9 per cent were tenants in 1920, while among the colored farmers in the South over three-fourths (76.2 per cent) were

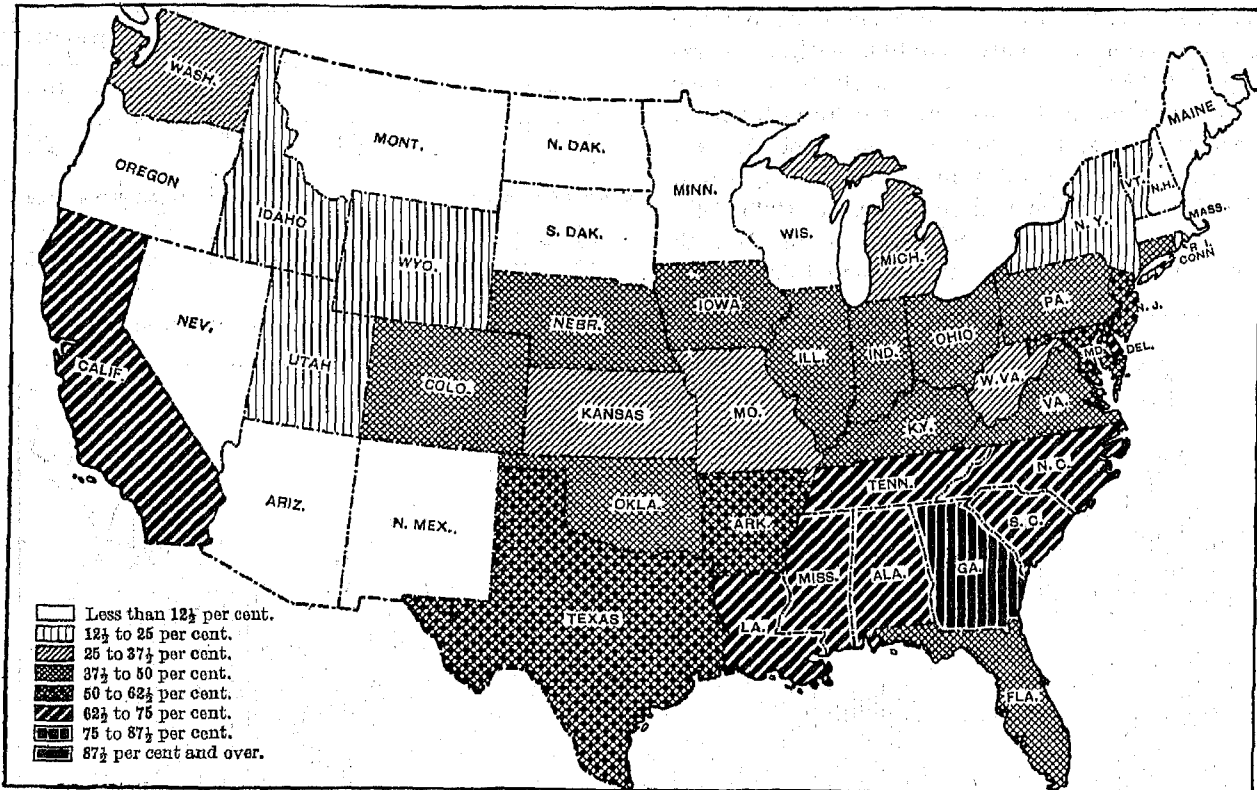
reported as tenants in 1920. The special tabulation made for the South in 1920, showing additional tenure classes, is of especial significance in this connection. In this tabulation standing renters were separated from cash tenants and croppers were separated from other share tenants.

Standing renters were defined as tenants who paid for the use of the land a fixed quantity of some farm product rather than an amount of cash. In 1920, 27,072 white tenants and 77,924 colored tenants were classed as standing renters. This form of tenure is relatively much more important with colored farmers than with white, especially when compared with the number of actual cash tenants of each color.

The most important difference between the cropper and the regular share tenant lies in the greater degree of supervision exercised by the landlord in the case of the cropper. As a convenient means of classification, however, croppers were defined as share tenants to

whom the landlord furnished the necessary work stock. The number of colored farmers in the South classified as croppers in 1920 was 333,713, while the number classified as share tenants proper was only 176,711. The colored croppers were thus nearly twice as numerous as the share tenants proper, and formed nearly one-half (47.4 per cent) of all the colored tenants in the South. Of the white tenants 227,378 were classified as croppers and 474,513 as share tenants proper. The number of white croppers was therefore less than one-half as great as the number of regular share tenants and formed only 25.6 per cent of all the white tenants in the South.

COLORED FARMERS—PERCENTAGE OF FARM LAND OPERATED BY TENANTS, BY STATES: 1920.

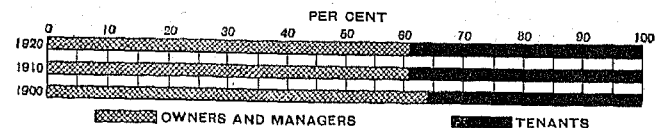


Croppers are frequently found operating under the plantation system of management, the plantation being divided into small tracts which are operated by tenants under very close supervision. A detailed study of plantations was made at the census of 1910 for certain selected areas in the South. With the single exception of the state of Alabama, the distribution of tenants on plantations, as shown by that study, was very similar to the distribution of colored croppers in 1920.

When the Negroes—who form practically all of the colored population in the South—were set free, few, if any, of them were able to obtain land. The first available figures as to their success in acquiring the ownership of farms and homes. That canvass showed that 21 per cent of the total number of farm homes

(which is approximately the same as the number of farms) occupied by colored people in the South were owned by them, and that the balance, or 79 per cent, were rented.

WHITE FARMERS IN THE SOUTH—PER CENT DISTRIBUTION, BY TENURE: 1900 TO 1920.



COLORED FARMERS IN THE SOUTH—PER CENT DISTRIBUTION, BY TENURE: 1900 TO 1920.




TABLE 4.—NUMBER AND ACREAGE OF FARMS IN THE SOUTH, WITH AVERAGES AND PERCENTAGES, BY COLOR AND TENURE: 1920.

[Figures for divisions and states in Tables 13, 14, 15, and 16.]

| COLOR AND TENURE. | Number of farms. | All land in farms (acres). | Improved land in farms (acres). | Per cent of farm land improved. | AVERAGE ACREAGE PER FARM. | | PER CENT DISTRIBUTION. | | |
|---|------------------|----------------------------|---------------------------------|---------------------------------|---------------------------|----------------|------------------------|-----------|-----------------|
| | | | | | All land. | Improved land. | Number of farms. | All land. | Im-proved land. |
| THE SOUTH. | | | | | | | | | |
| White farmers, total..... | 2,283,750 | 808,803,337 | 129,335,864 | 41.9 | 135.2 | 56.6 | 100.0 | 100.0 | 100.0 |
| Owners..... | 1,379,636 | 206,625,033 | 82,297,960 | 39.8 | 149.7 | 59.7 | 60.4 | 66.9 | 63.6 |
| Owning entire farm..... | 1,227,204 | 169,703,027 | 70,567,733 | 41.6 | 138.3 | 57.5 | 53.7 | 55.0 | 54.6 |
| Hiring additional land..... | 152,432 | 36,922,006 | 11,730,227 | 31.9 | 241.6 | 77.0 | 6.7 | 11.9 | 9.1 |
| Managers..... | 16,548 | 22,073,344 | 3,345,166 | 15.2 | 1,333.9 | 202.1 | 0.7 | 7.1 | 2.6 |
| Tenants..... | 887,566 | 80,204,960 | 43,692,738 | 54.5 | 90.4 | 49.2 | 38.9 | 26.0 | 33.8 |
| Share tenants, including croppers..... | 701,891 | 55,472,862 | 34,436,595 | 62.1 | 79.0 | 49.1 | 30.7 | 18.0 | 26.6 |
| Share tenants proper..... | 474,513 | 43,082,592 | 26,275,314 | 61.0 | 90.8 | 55.4 | 20.8 | 14.0 | 20.3 |
| Croppers..... | 227,878 | 12,390,270 | 8,161,281 | 65.9 | 54.5 | 35.9 | 10.0 | 4.0 | 6.3 |
| Share-cash tenants..... | 14,465 | 1,844,801 | 1,179,861 | 64.0 | 127.5 | 81.6 | 0.6 | 0.6 | 0.9 |
| Cash tenants, including standing renters..... | 145,985 | 20,264,957 | 9,969,701 | 34.4 | 138.8 | 47.7 | 6.4 | 6.6 | 5.4 |
| Cash tenants proper..... | 113,913 | 18,209,123 | 6,852,029 | 32.1 | 153.1 | 49.2 | 5.2 | 5.9 | 4.5 |
| Standing renters..... | 27,072 | 2,055,834 | 1,117,672 | 54.4 | 75.9 | 41.3 | 1.2 | 0.7 | 0.9 |
| Unspecified tenants..... | 25,225 | 2,622,340 | 1,106,581 | 42.2 | 104.0 | 43.9 | 1.1 | 0.8 | 0.9 |
| Colored farmers, total..... | 922,914 | 41,318,496 | 27,743,760 | 67.1 | 44.8 | 30.1 | 100.0 | 100.0 | 100.0 |
| Owners..... | 217,589 | 14,076,623 | 7,247,342 | 51.5 | 64.7 | 33.3 | 23.6 | 34.1 | 26.1 |
| Owning entire farm..... | 178,558 | 11,950,158 | 5,922,818 | 49.6 | 66.9 | 33.2 | 10.3 | 28.9 | 21.3 |
| Hiring additional land..... | 39,031 | 2,126,465 | 1,324,524 | 62.3 | 54.5 | 33.9 | 4.2 | 5.1 | 4.8 |
| Managers..... | 1,770 | 367,820 | 149,117 | 40.5 | 207.8 | 84.2 | 0.2 | 0.9 | 0.5 |
| Tenants..... | 703,555 | 26,874,053 | 20,347,301 | 75.7 | 38.2 | 28.9 | 78.2 | 65.0 | 73.3 |
| Share tenants, including croppers..... | 510,424 | 17,955,303 | 14,129,816 | 78.7 | 35.2 | 27.7 | 55.3 | 43.5 | 50.9 |
| Share tenants proper..... | 176,711 | 7,814,520 | 5,032,483 | 72.1 | 44.2 | 31.9 | 19.1 | 18.9 | 20.3 |
| Croppers..... | 333,713 | 10,140,783 | 8,496,833 | 83.8 | 30.4 | 25.5 | 36.2 | 24.5 | 30.6 |
| Share-cash tenants..... | 8,207 | 271,670 | 236,577 | 87.1 | 33.1 | 28.8 | 0.9 | 0.7 | 0.9 |
| Cash tenants, including standing renters..... | 178,199 | 8,341,572 | 5,784,422 | 69.3 | 46.8 | 32.5 | 10.3 | 20.2 | 20.8 |
| Cash tenants proper..... | 100,275 | 4,010,599 | 2,912,997 | 72.6 | 40.0 | 29.1 | 10.9 | 9.7 | 10.5 |
| Standing renters..... | 77,924 | 4,330,973 | 2,871,425 | 66.3 | 55.6 | 36.8 | 8.4 | 10.5 | 10.3 |
| Unspecified tenants..... | 6,725 | 305,508 | 196,986 | 64.5 | 45.4 | 29.3 | 0.7 | 0.7 | 0.7 |

TABLE 5.—NUMBER AND ACREAGE OF FARMS IN THE SOUTH, WITH PER CENT DISTRIBUTION, BY COLOR AND TENURE: 1920 AND 1910.

[Figures for divisions and states in Tables 12, 13, 14, and 15.]

| COLOR AND TENURE. | NUMBER OF FARMS. | | | ALL LAND IN FARMS (ACRES). | | | IMPROVED LAND IN FARMS (ACRES). | | |
|-----------------------------|------------------|-----------|-------------------------------------|----------------------------|-------------|-------------------------------------|---------------------------------|-------------|-------------------------------------|
| | 1920 | 1910 | Per cent of in-crease. ¹ | 1920 | 1910 | Per cent of in-crease. ¹ | 1920 | 1910 | Per cent of in-crease. ¹ |
| THE SOUTH. | | | | | | | | | |
| White farmers, total..... | 2,283,750 | 2,207,406 | 3.5 | 308,803,337 | 311,843,743 | -1.0 | 129,335,864 | 122,955,109 | 5.2 |
| Owners..... | 1,379,636 | 1,326,044 | 4.0 | 206,625,033 | 214,923,693 | -3.9 | 82,297,960 | 79,582,541 | 3.4 |
| Owning entire farm..... | 1,227,204 | 1,154,100 | 6.3 | 169,703,027 | 181,343,241 | -6.4 | 70,567,733 | 67,369,547 | 4.7 |
| Hiring additional land..... | 152,432 | 171,944 | -11.3 | 36,922,006 | 33,580,452 | 9.7 | 11,730,227 | 12,212,994 | -4.0 |
| Managers..... | 16,548 | 15,084 | 9.7 | 22,073,344 | 24,316,249 | -9.2 | 3,345,166 | 3,126,093 | 7.0 |
| Tenants..... | 887,566 | 866,278 | 2.5 | 80,204,960 | 72,603,801 | 10.5 | 43,692,738 | 40,246,475 | 8.6 |
| Share and share-cash..... | 716,356 | 696,817 | 12.5 | 57,317,693 | 46,328,127 | 23.7 | 35,616,456 | 29,407,845 | 21.1 |
| Cash and unspecified..... | 171,210 | 229,461 | -25.4 | 22,887,267 | 26,275,674 | -12.9 | 8,076,282 | 10,839,130 | -25.5 |
| Colored farmers, total..... | 922,914 | 890,141 | 3.7 | 41,318,496 | 42,609,117 | -3.0 | 27,743,760 | 27,735,743 | (*) |
| Owners..... | 217,589 | 218,467 | -0.4 | 14,076,623 | 15,691,536 | -10.3 | 7,247,342 | 7,531,119 | -3.8 |
| Owning entire farm..... | 178,558 | 175,290 | 1.9 | 11,950,158 | 12,847,348 | -7.0 | 5,922,818 | 5,898,565 | 0.4 |
| Hiring additional land..... | 39,031 | 43,177 | -9.6 | 2,126,465 | 2,844,188 | -25.2 | 1,324,524 | 1,632,554 | -18.9 |
| Managers..... | 1,770 | 1,200 | 47.5 | 367,820 | 349,779 | 5.2 | 149,117 | 108,249 | 37.8 |
| Tenants..... | 703,555 | 670,474 | 4.9 | 26,874,053 | 26,567,802 | 1.2 | 20,347,301 | 20,096,375 | 1.2 |
| Share and share-cash..... | 518,631 | 384,524 | 34.9 | 18,226,073 | 13,691,494 | 33.1 | 14,365,893 | 10,878,217 | 32.1 |
| Cash and unspecified..... | 184,924 | 285,950 | -35.3 | 8,647,080 | 12,876,308 | -32.8 | 5,981,408 | 9,218,158 | -35.1 |
| PER CENT DISTRIBUTION. | | | | | | | | | |
| White farmers, total..... | 100.0 | 100.0 | | 100.0 | 100.0 | | 100.0 | 100.0 | |
| Owners..... | 60.4 | 60.1 | | 66.9 | 68.9 | | 63.6 | 64.7 | |
| Managers..... | 0.7 | 0.7 | | 7.1 | 7.8 | | 2.6 | 2.5 | |
| Tenants..... | 38.9 | 39.2 | | 26.0 | 23.3 | | 33.8 | 32.7 | |
| Colored farmers, total..... | 100.0 | 100.0 | | 100.0 | 100.0 | | 100.0 | 100.0 | |
| Owners..... | 23.6 | 24.5 | | 34.1 | 36.8 | | 28.1 | 27.2 | |
| Managers..... | 0.2 | 0.1 | | 0.9 | 0.8 | | 0.5 | 0.4 | |
| Tenants..... | 76.2 | 75.3 | | 65.0 | 62.4 | | 73.3 | 72.5 | |

¹ A minus sign (-) denotes decrease.

² Less than one-tenth of 1 per cent.

The farm statistics were first tabulated by color of farmer at the census of 1900. In that year 25.2 per cent of the colored farm operators in the South were owners and 74.6 per cent were tenants. In 1910 the percentage of tenancy among the colored farmers of the South had risen to 75.3, and in 1920 to 76.2.

TABLE 6.—NUMBER OF FARMS IN THE SOUTH, WITH PER CENT DISTRIBUTION, BY COLOR AND TENURE: 1900 TO 1920.

[Figures for divisions and states in Tables 12 and 13.]

| COLOR AND TENURE. | NUMBER OF FARMS. | | | PER CENT DISTRIBUTION. | | |
|--------------------------------|------------------|------------------|------------------|------------------------|--------------|--------------|
| | 1920 | 1910 | 1900 | 1920 | 1910 | 1900 |
| THE SOUTH. | | | | | | |
| White farmers, total... | 2,283,750 | 2,207,408 | 1,879,721 | 100.0 | 100.0 | 100.0 |
| Owners..... | 1,379,636 | 1,326,044 | 1,183,806 | 60.4 | 60.1 | 63.0 |
| Managers..... | 16,548 | 15,084 | 17,172 | 0.7 | 0.7 | 0.9 |
| Tenants..... | 887,566 | 866,278 | 678,743 | 38.9 | 39.2 | 36.1 |
| Colored farmers, total. | 922,914 | 890,141 | 740,870 | 100.0 | 100.0 | 100.0 |
| Owners..... | 217,589 | 218,467 | 180,678 | 23.6 | 24.5 | 25.2 |
| Managers..... | 1,770 | 1,200 | 1,593 | 0.2 | 0.1 | 0.2 |
| Tenants..... | 703,555 | 670,474 | 552,401 | 76.2 | 75.3 | 74.6 |

The farms of white owners in the South averaged 149.7 acres in size in 1920, with 59.7 acres improved,

as compared with an average size of 64.7 acres and 33.3 acres improved for colored owners. The farms of white tenants averaged 90.4 acres in size, with 49.2 acres improved, as compared with 38.2 and 28.9 acres, respectively, for the total and improved acreage of farms operated by colored tenants.

Value of farm property, by color and tenure of farmer: 1920 and 1910.—Of the total value of farm property (including land, buildings, implements and machinery, and live stock) for farms operated by white farmers in 1920, 62.5 per cent was reported for farms operated by owners, 33.4 per cent for farms operated by tenants, and 4.1 per cent for farms operated by hired managers. The corresponding distribution of value for the farms operated by colored farmers was 27 per cent for owners, 71.6 per cent for tenants, and 1.4 per cent for managers. The distribution of the value of farm property among the several tenure classes of both white and colored farmers follows very closely the distribution of improved land in farms. For both white and colored farmers the 1920 distribution showed a smaller percentage of the total value for owners and a larger percentage for tenants than in 1910.

TABLE 7.—VALUE OF FARM PROPERTY IN THE UNITED STATES, BY COLOR AND TENURE: 1920 AND 1910.

[Figures for divisions and states in Tables 17, 18, 19, 20, and 22.]

| COLOR AND TENURE. | ALL FARM PROPERTY. | | | | LAND AND BUILDINGS. | | | | LAND ALONE. | | | |
|--------------------------------|-----------------------|-----------------------|-----------------------|--------------|-----------------------|-----------------------|-----------------------|--------------|-----------------------|-----------------------|-----------------------|--------------|
| | 1920 | 1910 | Increase. | | 1920 | 1910 | Increase. | | 1920 | 1910 | Increase. | |
| | | | Amount. | Per cent. | | | Amount. | Per cent. | | | Amount. | Per cent. |
| White farmers, total... | 74,955,403,721 | 39,712,214,845 | 35,243,188,876 | 88.7 | 63,786,056,855 | 33,764,392,187 | 30,021,666,668 | 88.9 | 52,707,641,140 | 27,615,515,334 | 25,092,125,806 | 90.9 |
| Owners..... | 46,810,947,920 | 20,228,711,934 | 20,582,235,986 | 78.5 | 39,215,462,823 | 22,020,188,824 | 17,195,273,999 | 78.1 | 31,471,590,402 | 17,528,730,187 | 13,042,860,215 | 79.5 |
| Owning entire farm..... | 36,170,166,655 | 20,374,872,924 | 15,801,293,731 | 77.6 | 30,176,281,465 | 17,032,045,135 | 13,144,236,330 | 77.2 | 23,638,969,408 | 13,220,114,695 | 10,418,884,713 | 78.8 |
| Hiring additional land.... | 10,634,781,265 | 5,853,839,010 | 4,780,942,255 | 81.7 | 9,039,181,358 | 4,988,143,689 | 4,051,037,669 | 81.2 | 7,832,590,994 | 4,308,015,492 | 3,523,975,502 | 81.8 |
| Managers..... | 3,091,165,814 | 1,681,895,418 | 1,409,270,396 | 83.8 | 2,629,284,676 | 1,440,643,081 | 1,188,641,595 | 82.5 | 2,178,344,770 | 1,205,653,349 | 972,691,427 | 80.7 |
| Tenants..... | 25,053,280,987 | 11,801,607,493 | 13,251,682,494 | 112.3 | 21,941,311,356 | 10,303,560,282 | 11,637,751,074 | 112.9 | 19,057,705,962 | 8,881,131,798 | 10,176,574,164 | 114.6 |
| Share and share-cash..... | 17,671,922,442 | 7,538,264,668 | 10,133,657,774 | 134.4 | 15,553,585,753 | 6,596,004,373 | 8,957,581,380 | 135.8 | 13,553,692,825 | 5,713,371,914 | 7,850,320,911 | 137.4 |
| Cash and unspecified..... | 7,381,357,545 | 4,263,342,825 | 3,118,024,720 | 73.1 | 6,387,725,603 | 3,707,556,909 | 2,680,169,694 | 72.3 | 5,494,013,137 | 3,167,759,884 | 2,326,253,253 | 73.4 |
| Colored farmers, total. | 2,968,696,617 | 1,279,234,245 | 1,689,462,372 | 132.1 | 2,529,943,747 | 1,036,733,510 | 1,493,210,237 | 144.0 | 2,121,921,919 | 860,158,835 | 1,261,763,084 | 146.7 |
| Owners..... | 800,598,024 | 440,922,439 | 359,675,585 | 81.0 | 648,760,084 | 346,745,454 | 302,014,630 | 87.1 | 513,191,232 | 277,391,441 | 235,799,791 | 85.0 |
| Owning entire farm..... | 661,227,524 | 355,964,187 | 305,239,337 | 85.7 | 534,439,299 | 278,593,881 | 255,845,418 | 91.8 | 419,745,895 | 221,719,994 | 198,025,901 | 89.3 |
| Hiring additional land.... | 139,370,500 | 84,958,252 | 54,442,248 | 64.1 | 114,320,785 | 68,151,573 | 46,169,212 | 67.7 | 93,445,337 | 55,671,447 | 37,773,890 | 67.9 |
| Managers..... | 41,107,191 | 18,729,518 | 22,377,673 | 119.5 | 35,931,789 | 16,315,911 | 19,615,878 | 120.2 | 29,306,244 | 13,205,916 | 16,100,328 | 121.9 |
| Tenants..... | 2,126,991,402 | 819,582,288 | 1,307,409,114 | 159.5 | 1,845,251,874 | 673,672,145 | 1,171,579,729 | 173.9 | 1,570,424,443 | 569,561,478 | 1,009,862,965 | 177.3 |
| Share and share-cash..... | 1,515,924,142 | 442,938,549 | 1,072,985,593 | 242.2 | 1,336,829,370 | 373,944,277 | 962,885,093 | 257.5 | 1,143,437,332 | 316,634,227 | 820,806,105 | 261.1 |
| Cash and unspecified..... | 611,067,260 | 376,643,739 | 234,423,521 | 62.2 | 508,422,504 | 299,727,868 | 208,694,636 | 69.6 | 435,987,111 | 252,927,251 | 183,059,860 | 72.4 |

TABLE 7.—VALUE OF FARM PROPERTY IN THE UNITED STATES, BY COLOR AND TENURE: 1920 AND 1910—Contd.

[Figures for divisions and states in Tables 17, 18, 19, 20, and 22.]

| COLOR AND TENURE. | BUILDINGS. | | | | IMPLEMENTS AND MACHINERY. | | | | LIVE STOCK. | | | |
|--------------------------------|-----------------------------------|----------------------------------|----------------------------------|-----------|----------------------------------|----------------------------------|----------------------------------|-----------|----------------------------------|----------------------------------|----------------------------------|-----------|
| | 1920 | 1910 | Increase. | | 1920 | 1910 | Increase. | | 1920 | 1910 | Increase. | |
| | | | Amount. | Per cent. | | | Amount. | Per cent. | | | Amount. | Per cent. |
| White farmers, total. | <i>Dollars.</i> 11,078,417,715 | <i>Dollars.</i> 6,148,876,853 | <i>Dollars.</i> 4,929,540,862 | 80.2 | <i>Dollars.</i> 3,491,321,159 | <i>Dollars.</i> 1,227,407,744 | <i>Dollars.</i> 2,263,913,415 | 184.4 | <i>Dollars.</i> 7,675,023,707 | <i>Dollars.</i> 4,720,414,914 | <i>Dollars.</i> 2,957,608,793 | 62.7 |
| Owners..... | 7,748,872,421 | 4,491,468,637 | 3,257,413,784 | 72.4 | 2,411,134,220 | 884,819,727 | 1,526,314,493 | 172.5 | 5,184,350,877 | 3,323,703,383 | 1,860,647,494 | 56.0 |
| Owning entire farm..... | 6,637,282,057 | 3,811,930,440 | 2,725,351,617 | 71.5 | 1,927,214,682 | 718,866,096 | 1,208,348,586 | 168.1 | 4,072,670,508 | 2,623,961,693 | 1,448,708,815 | 55.2 |
| Hiring additional land..... | 1,206,590,364 | 679,528,197 | 527,062,167 | 77.6 | 483,919,538 | 165,953,631 | 317,965,907 | 191.6 | 1,111,680,369 | 699,741,690 | 411,938,679 | 58.9 |
| Managers..... | 450,939,900 | 234,989,732 | 215,950,168 | 91.9 | 102,231,072 | 42,473,043 | 59,758,029 | 140.7 | 359,650,066 | 198,779,294 | 160,870,772 | 80.9 |
| Tenants..... | 2,883,605,394 | 1,422,428,484 | 1,461,176,910 | 102.7 | 977,955,867 | 300,114,974 | 677,840,893 | 225.9 | 2,134,022,764 | 1,197,932,237 | 936,090,527 | 78.1 |
| Share and share-cash..... | 1,089,392,928 | 882,682,459 | 1,107,260,469 | 125.4 | 686,360,289 | 191,476,447 | 494,883,842 | 258.5 | 1,431,976,400 | 760,783,848 | 681,192,552 | 90.7 |
| Cash and unspecified..... | 893,712,466 | 539,796,025 | 353,916,441 | 65.6 | 291,595,578 | 108,638,527 | 182,957,051 | 168.4 | 702,046,364 | 447,148,389 | 254,897,975 | 57.0 |
| Colored farmers, total. | <i>Dollars.</i> 408,021,828 | <i>Dollars.</i> 176,574,675 | <i>Dollars.</i> 231,447,153 | 131.1 | <i>Dollars.</i> 103,451,769 | <i>Dollars.</i> 37,742,039 | <i>Dollars.</i> 65,709,730 | 174.1 | <i>Dollars.</i> 335,301,101 | <i>Dollars.</i> 204,758,696 | <i>Dollars.</i> 130,542,405 | 63.8 |
| Owners..... | 135,568,852 | 60,354,013 | 66,214,839 | 95.5 | 36,658,561 | 15,852,814 | 20,805,747 | 131.2 | 115,179,379 | 78,324,171 | 36,855,208 | 47.1 |
| Owning entire farm..... | 114,692,404 | 56,873,887 | 57,819,517 | 101.7 | 30,964,138 | 12,985,658 | 17,978,480 | 138.4 | 95,824,087 | 64,414,648 | 31,409,439 | 48.8 |
| Hiring additional land..... | 20,875,448 | 12,480,126 | 8,395,322 | 67.3 | 5,694,423 | 2,867,166 | 2,827,267 | 98.6 | 19,355,292 | 13,909,523 | 5,445,769 | 39.2 |
| Managers..... | 6,625,545 | 3,109,905 | 3,515,550 | 113.0 | 1,542,630 | 435,457 | 1,107,173 | 254.3 | 3,632,772 | 1,978,150 | 1,654,622 | 83.6 |
| Tenants..... | 265,827,431 | 104,110,667 | 161,716,764 | 155.3 | 65,250,578 | 21,453,768 | 43,796,810 | 204.1 | 216,488,950 | 124,456,375 | 92,032,575 | 73.9 |
| Share and share-cash..... | 193,392,038 | 57,310,050 | 136,081,988 | 237.4 | 41,030,466 | 9,412,864 | 31,617,612 | 335.9 | 138,064,306 | 59,581,418 | 78,482,888 | 131.7 |
| Cash and unspecified..... | 72,435,393 | 46,800,617 | 25,634,776 | 54.8 | 24,220,112 | 12,040,914 | 12,179,198 | 101.1 | 78,424,644 | 64,874,957 | 13,549,687 | 20.9 |

TABLE 8.—PER CENT DISTRIBUTION OF THE VALUE OF FARM PROPERTY IN THE UNITED STATES, BY COLOR AND TENURE: 1920 AND 1910.

[Figures for divisions and states in Tables 19 and 20.]

| COLOR AND TENURE. | ALL FARM PROPERTY. | | LAND AND BUILDINGS. | | | | | | IMPLEMENTS AND MACHINERY. | | LIVE STOCK. | |
|--------------------------------|--------------------|-------|---------------------|-------|-------------|-------|------------|-------|---------------------------|-------|-------------|-------|
| | | | Total. | | Land alone. | | Buildings. | | | | | |
| | 1920 | 1910 | 1920 | 1910 | 1920 | 1910 | 1920 | 1910 | 1920 | 1910 | 1920 | 1910 |
| White farmers, total. | 100.0 | 100.0 | 100.0 | 100.0 | 100.0 | 100.0 | 100.0 | 100.0 | 100.0 | 100.0 | 100.0 | 100.0 |
| Owners..... | 62.5 | 66.0 | 61.5 | 65.2 | 59.7 | 63.5 | 69.9 | 73.0 | 69.1 | 72.1 | 67.5 | 70.4 |
| Owning entire farm..... | 48.3 | 51.3 | 47.3 | 50.4 | 44.8 | 47.9 | 59.0 | 62.0 | 55.2 | 58.6 | 53.0 | 55.6 |
| Hiring additional land..... | 14.2 | 14.7 | 14.2 | 14.8 | 14.9 | 15.6 | 10.9 | 11.1 | 13.9 | 13.5 | 14.5 | 14.8 |
| Managers..... | 4.1 | 4.2 | 4.1 | 4.3 | 4.1 | 4.4 | 4.1 | 3.8 | 2.9 | 3.5 | 4.7 | 4.2 |
| Tenants..... | 33.4 | 29.7 | 34.4 | 30.5 | 36.2 | 32.2 | 26.0 | 23.1 | 28.0 | 24.5 | 27.8 | 25.4 |
| Share and share-cash..... | 23.6 | 19.0 | 24.4 | 19.5 | 25.7 | 20.7 | 18.0 | 14.4 | 19.7 | 15.6 | 18.7 | 15.9 |
| Cash and unspecified..... | 9.8 | 10.7 | 10.0 | 11.0 | 10.4 | 11.5 | 8.1 | 8.8 | 8.4 | 8.9 | 9.1 | 9.5 |
| Colored farmers, total. | 100.0 | 100.0 | 100.0 | 100.0 | 100.0 | 100.0 | 100.0 | 100.0 | 100.0 | 100.0 | 100.0 | 100.0 |
| Owners..... | 27.0 | 34.5 | 25.6 | 33.4 | 24.2 | 32.2 | 33.2 | 30.3 | 35.4 | 42.0 | 34.4 | 38.3 |
| Owning entire farm..... | 22.3 | 27.8 | 21.1 | 28.9 | 19.8 | 25.8 | 28.1 | 32.2 | 29.9 | 34.4 | 28.6 | 31.5 |
| Hiring additional land..... | 4.7 | 6.6 | 4.5 | 6.6 | 4.4 | 6.5 | 5.1 | 7.1 | 5.5 | 7.6 | 5.8 | 6.8 |
| Managers..... | 1.4 | 1.5 | 1.4 | 1.6 | 1.4 | 1.5 | 1.6 | 1.8 | 1.5 | 1.2 | 1.1 | 1.0 |
| Tenants..... | 71.6 | 64.1 | 72.9 | 65.0 | 74.4 | 66.2 | 65.2 | 59.0 | 63.1 | 56.8 | 64.6 | 60.8 |
| Share and share-cash..... | 51.1 | 34.6 | 52.8 | 36.1 | 53.9 | 36.8 | 47.4 | 32.5 | 39.7 | 24.9 | 41.2 | 29.1 |
| Cash and unspecified..... | 20.6 | 29.4 | 20.1 | 28.9 | 20.5 | 20.4 | 17.8 | 26.5 | 23.4 | 31.9 | 23.4 | 31.7 |

TABLE 9.—AVERAGE VALUE OF FARM PROPERTY PER FARM AND PER ACRE, AND PERCENTAGE OF TOTAL REPRESENTED BY EACH CLASS OF PROPERTY, BY COLOR AND TENURE, FOR THE UNITED STATES: 1920 AND 1910.

[Figures for divisions and states in Tables 14, 15, 19, 20, and 21.]

| ITEM. | FARMS OPERATED BY WHITE FARMERS. | | | | | | | | FARMS OPERATED BY COLORED FARMERS. | | | | | | | |
|-------------------------------|----------------------------------|---------|----------|---------|-----------|----------|----------|---------|------------------------------------|---------|---------|---------|-----------|----------|----------|---------|
| | Total. | | Owners. | | Managers. | | Tenants. | | Total. | | Owners. | | Managers. | | Tenants. | |
| | 1920 | 1910 | 1920 | 1910 | 1920 | 1910 | 1920 | 1910 | 1920 | 1910 | 1920 | 1910 | 1920 | 1910 | 1920 | 1910 |
| Average acreage per farm: | | | | | | | | | | | | | | | | |
| All land..... | 165.7 | 153.0 | 168.0 | 156.3 | 810.2 | 942.5 | 136.3 | 118.9 | 47.3 | 50.6 | 71.6 | 79.1 | 213.7 | 275.8 | 38.9 | 40.0 |
| Improved land..... | 86.2 | 82.6 | 82.9 | 81.8 | 196.4 | 215.1 | 88.9 | 81.0 | 30.8 | 31.5 | 34.6 | 34.6 | 90.5 | 95.5 | 29.4 | 30.3 |
| Average value per farm: | | | | | | | | | | | | | | | | |
| All farm property..... | \$13,832 | \$7,289 | \$12,679 | \$7,075 | \$46,678 | \$29,736 | \$14,395 | \$7,039 | \$3,125 | \$1,389 | \$3,432 | \$1,823 | \$18,467 | \$12,151 | \$2,977 | \$1,209 |
| Land and buildings..... | 11,601 | 6,206 | 10,622 | 5,939 | 39,703 | 25,471 | 12,607 | 6,146 | 2,663 | 1,126 | 2,782 | 1,437 | 16,142 | 10,567 | 2,583 | 993 |
| Land alone..... | 9,536 | 5,076 | 8,525 | 4,728 | 32,894 | 21,315 | 10,950 | 5,297 | 2,234 | 934 | 2,200 | 1,150 | 13,165 | 8,553 | 2,211 | 840 |
| Buildings..... | 2,015 | 1,130 | 2,098 | 1,211 | 6,809 | 4,155 | 1,657 | 848 | 430 | 192 | 581 | 283 | 2,976 | 2,014 | 372 | 154 |
| Implements and machinery..... | 635 | 226 | 653 | 239 | 1,544 | 751 | 562 | 179 | 109 | 41 | 157 | 66 | 693 | 282 | 91 | 32 |
| Live stock..... | 1,396 | 868 | 1,404 | 896 | 5,431 | 3,514 | 1,226 | 715 | 353 | 222 | 494 | 325 | 1,632 | 1,281 | 303 | 184 |
| Average value per acre: | | | | | | | | | | | | | | | | |
| All farm property..... | \$82.28 | \$47.72 | \$75.49 | \$45.26 | \$57.61 | \$31.55 | \$105.61 | \$59.19 | \$66.05 | \$27.43 | \$47.93 | \$23.11 | \$86.42 | \$43.98 | \$78.61 | \$30.21 |
| Land and buildings..... | 70.02 | 40.57 | 63.24 | 38.00 | 49.00 | 27.03 | 92.50 | 51.68 | 56.29 | 22.23 | 38.84 | 18.18 | 75.54 | 38.31 | 66.46 | 24.83 |
| Land alone..... | 57.86 | 33.19 | 50.75 | 30.25 | 40.60 | 22.62 | 80.34 | 44.54 | 47.21 | 18.46 | 30.72 | 14.54 | 61.61 | 31.01 | 56.89 | 20.99 |
| Buildings..... | 12.16 | 7.39 | 12.49 | 7.75 | 8.40 | 4.41 | 12.16 | 7.13 | 9.08 | 3.79 | 8.12 | 3.64 | 13.93 | 7.30 | 9.57 | 3.84 |
| Implements and machinery..... | 3.83 | 1.47 | 3.89 | 1.53 | 1.91 | 0.80 | 4.12 | 1.51 | 2.30 | 0.81 | 2.19 | 0.83 | 3.24 | 1.02 | 2.35 | 0.79 |
| Live stock..... | 8.43 | 5.67 | 8.93 | 5.74 | 6.70 | 3.73 | 9.00 | 6.01 | 7.46 | 4.39 | 6.90 | 4.11 | 7.64 | 4.64 | 7.80 | 4.60 |
| Per cent distribution: | | | | | | | | | | | | | | | | |
| All farm property..... | 100.0 | 100.0 | 100.0 | 100.0 | 100.0 | 100.0 | 100.0 | 100.0 | 100.0 | 100.0 | 100.0 | 100.0 | 100.0 | 100.0 | 100.0 | 100.0 |
| Land and buildings..... | 85.1 | 85.0 | 83.8 | 84.0 | 85.1 | 85.7 | 87.6 | 87.3 | 85.2 | 81.0 | 81.0 | 78.6 | 87.4 | 87.1 | 86.8 | 82.2 |
| Land alone..... | 70.3 | 69.5 | 67.2 | 66.8 | 70.5 | 71.7 | 78.1 | 75.3 | 71.5 | 67.2 | 64.1 | 62.9 | 71.3 | 70.5 | 74.3 | 69.5 |
| Buildings..... | 14.8 | 15.5 | 16.5 | 17.1 | 14.6 | 14.0 | 11.5 | 12.1 | 13.7 | 13.8 | 16.9 | 15.7 | 16.1 | 16.6 | 12.5 | 12.7 |
| Implements and machinery..... | 4.7 | 3.1 | 5.2 | 3.4 | 3.3 | 2.5 | 3.9 | 2.5 | 3.5 | 3.0 | 4.6 | 3.6 | 3.8 | 2.3 | 3.1 | 2.6 |
| Live stock..... | 10.2 | 11.9 | 11.1 | 12.7 | 11.6 | 11.8 | 8.5 | 10.2 | 11.3 | 16.0 | 14.4 | 17.8 | 8.8 | 10.6 | 10.2 | 15.2 |

TABLE 10.—VALUE OF FARM PROPERTY IN THE SOUTH, WITH PER CENT DISTRIBUTION, BY COLOR AND TENURE: 1920.

[Figures for divisions and states in Tables 19, 20, and 22.]

| COLOR AND TENURE. | All farm property. | LAND AND BUILDINGS. | | | | Implements and machinery. | Live stock. | PER CENT DISTRIBUTION. | | | | | | | | | | | | | | |
|------------------------------------|--------------------|---------------------|---------------|---------------|--------------------|---------------------------|-------------|------------------------|-------------|------------|---------------------------|------------------|------------------|-----------------|---------------|-----------------|-------|-------|-------|-------|-------|-------|
| | | Total. | Land alone. | Buildings. | All farm property. | | | Land and buildings. | | | | Live stock. | | | | | | | | | | |
| | | | | | | | | Total. | Land alone. | Buildings. | Implements and machinery. | | | | | | | | | | | |
| THE SOUTH. | | | | | | | | | | | | | | | | | | | | | | |
| White farmers, total..... | | | | | | | | | | | \$15,547,590,202 | \$12,928,803,290 | \$10,477,276,809 | \$2,451,526,461 | \$680,756,446 | \$1,938,030,466 | 100.0 | 100.0 | 100.0 | 100.0 | 100.0 | 100.0 |
| Owners..... | 9,924,690,749 | 8,148,149,102 | 6,422,495,001 | 1,725,654,101 | 477,494,986 | 1,298,040,661 | 63.8 | 63.0 | 61.3 | 70.4 | 70.1 | 67.0 | | | | | | | | | | |
| Owning entire farm..... | 3,534,027,697 | 7,018,151,776 | 5,461,497,477 | 1,556,654,269 | 417,802,433 | 1,098,073,388 | 54.9 | 54.3 | 52.1 | 63.5 | 61.4 | 56.7 | | | | | | | | | | |
| Hiring additional land..... | 1,890,663,152 | 1,129,997,326 | 960,997,524 | 168,999,832 | 59,692,553 | 200,873,273 | 8.9 | 8.7 | 9.2 | 6.9 | 8.8 | 10.4 | | | | | | | | | | |
| Managers..... | 771,799,018 | 647,862,587 | 557,140,666 | 90,721,921 | 24,628,189 | 99,308,242 | 5.0 | 5.0 | 5.3 | 3.7 | 3.6 | 5.1 | | | | | | | | | | |
| Tenants..... | 4,851,200,435 | 4,132,791,601 | 3,497,641,142 | 635,150,459 | 178,633,271 | 539,775,563 | 31.2 | 32.0 | 33.4 | 25.9 | 26.2 | 27.9 | | | | | | | | | | |
| Share, incl. croppers..... | 3,667,065,462 | 3,152,190,549 | 2,673,058,147 | 479,132,402 | 133,734,359 | 381,140,557 | 23.6 | 24.4 | 25.5 | 19.5 | 19.6 | 19.7 | | | | | | | | | | |
| Share tenants proper..... | 2,817,302,611 | 2,405,471,239 | 2,043,114,693 | 362,356,546 | 108,420,770 | 303,410,602 | 18.1 | 18.6 | 19.5 | 14.8 | 15.9 | 15.7 | | | | | | | | | | |
| Croppers..... | 349,762,851 | 746,719,310 | 629,943,454 | 116,775,856 | 26,313,590 | 77,729,955 | 5.5 | 5.8 | 6.0 | 4.8 | 3.7 | 4.0 | | | | | | | | | | |
| Share-cash..... | 146,290,829 | 125,987,445 | 110,385,880 | 15,601,565 | 5,785,498 | 14,514,886 | 0.9 | 1.0 | 1.1 | 0.6 | 0.9 | 0.7 | | | | | | | | | | |
| Cash, incl. standing renters..... | 618,101,289 | 750,898,060 | 629,344,024 | 121,554,936 | 34,589,721 | 127,613,433 | 5.9 | 5.8 | 6.0 | 4.0 | 5.1 | 6.6 | | | | | | | | | | |
| Cash tenants proper..... | 775,789,631 | 685,144,266 | 535,941,040 | 99,208,226 | 28,038,871 | 112,573,494 | 5.0 | 4.9 | 5.1 | 4.0 | 4.1 | 5.8 | | | | | | | | | | |
| Standing renters..... | 137,314,658 | 115,753,794 | 93,402,984 | 23,350,810 | 6,520,920 | 15,030,944 | 0.9 | 0.9 | 0.9 | 0.9 | 1.0 | 0.8 | | | | | | | | | | |
| Unspecified..... | 124,742,855 | 103,715,547 | 84,853,091 | 18,882,456 | 4,520,626 | 16,506,632 | 0.8 | 0.8 | 0.8 | 0.8 | 0.7 | 0.9 | | | | | | | | | | |
| Colored farmers, total..... | | | | | | | | | | | 2,626,859,322 | 2,227,851,617 | 1,847,605,942 | 380,245,675 | 90,388,067 | 308,620,118 | 100.0 | 100.0 | 100.0 | 100.0 | 100.0 | |
| Owners..... | 680,645,113 | 551,731,062 | 429,929,080 | 121,801,982 | 31,330,566 | 97,583,485 | 25.0 | 24.8 | 23.3 | 32.0 | 34.7 | 31.6 | | | | | | | | | | |
| Owning entire farm..... | 565,223,542 | 457,225,007 | 354,207,034 | 103,017,973 | 26,402,439 | 81,506,098 | 21.5 | 20.5 | 19.2 | 27.1 | 29.3 | 26.4 | | | | | | | | | | |
| Hiring additional land..... | 115,421,571 | 94,506,055 | 75,722,046 | 18,784,009 | 4,888,127 | 16,077,389 | 4.4 | 4.2 | 4.1 | 4.9 | 5.4 | 5.2 | | | | | | | | | | |
| Managers..... | 25,095,060 | 21,533,898 | 17,019,617 | 4,514,281 | 902,899 | 2,658,263 | 1.0 | 1.0 | 0.9 | 1.2 | 1.0 | 0.9 | | | | | | | | | | |
| Tenants..... | 1,921,119,649 | 1,654,586,657 | 1,400,657,245 | 253,929,412 | 58,154,622 | 208,378,370 | 73.1 | 74.3 | 75.8 | 66.8 | 64.3 | 67.5 | | | | | | | | | | |
| Share, incl. croppers..... | 1,386,948,958 | 1,219,507,636 | 1,035,946,437 | 183,561,249 | 37,078,688 | 130,362,584 | 52.8 | 54.7 | 56.1 | 48.3 | 41.0 | 42.2 | | | | | | | | | | |
| Share tenants proper..... | 575,263,129 | 488,634,139 | 414,818,168 | 73,815,971 | 18,975,202 | 67,653,788 | 21.9 | 21.0 | 22.5 | 19.4 | 21.0 | 21.9 | | | | | | | | | | |
| Croppers..... | 811,685,829 | 730,873,547 | 621,128,269 | 109,745,278 | 18,103,486 | 62,708,796 | 30.9 | 32.8 | 33.6 | 28.9 | 20.0 | 20.3 | | | | | | | | | | |
| Share-cash..... | 35,080,135 | 30,102,486 | 26,483,360 | 3,619,117 | 965,961 | 4,011,688 | 1.3 | 1.4 | 1.4 | 1.0 | 1.1 | 1.3 | | | | | | | | | | |
| Cash, incl. standing renters..... | 483,144,616 | 391,788,708 | 327,440,417 | 64,348,291 | 19,597,868 | 71,768,040 | 18.4 | 17.6 | 17.7 | 16.9 | 21.7 | 23.3 | | | | | | | | | | |
| Cash tenants proper..... | 251,408,599 | 202,113,834 | 169,715,582 | 32,398,252 | 9,051,148 | 39,343,617 | 9.6 | 9.1 | 9.2 | 8.5 | 11.0 | 12.6 | | | | | | | | | | |
| Standing renters..... | 231,736,017 | 189,674,874 | 157,724,835 | 31,950,039 | 9,646,720 | 32,414,423 | 8.8 | 8.5 | 8.5 | 8.4 | 10.7 | 10.5 | | | | | | | | | | |
| Unspecified..... | 15,945,940 | 13,187,777 | 10,787,022 | 2,400,755 | 612,105 | 2,246,058 | 0.6 | 0.6 | 0.6 | 0.6 | 0.6 | 0.7 | | | | | | | | | | |

Domestic animals on farms, by color and tenure of farmer: 1920 and 1910.—On the basis of total value in 1920, the most important classes of live stock on the farms of white operators were, first, cattle other than dairy cows; second, horses; third, dairy cows; and fourth, swine; on the farms of colored operators, first, mules; second, horses; third, dairy cows; and fourth, swine, followed closely by cattle other than dairy cows. The difference between the live stock kept by white and by colored farmers in the United States as a whole is due primarily to the difference in geographic distribution; but even in the South the dif-

ference is pronounced, as appears from the fact that in the South the value of work animals—horses and mules—constituted 63.1 per cent of the value of all live stock on the farms of colored operators in 1920, but only 42.2 per cent of the value of all live stock on the farms of white operators.

Detailed information with regard to the distribution of the different kinds of domestic animals among the farms of the tenure classes is given in Table 11, which shows the number and value of the different kinds of animals, by color and tenure of farmer, for 1920 and 1910.

TABLE 11.—NUMBER AND VALUE OF DOMESTIC ANIMALS ON FARMS IN THE UNITED STATES, BY COLOR AND TENURE: 1920 AND 1910.

[Figures for divisions and states in Tables 23 and 24.]

| CLASS AND CENSUS YEAR. | ON FARMS OF WHITE FARMERS. | | | | ON FARMS OF COLORED FARMERS. | | | |
|------------------------|----------------------------|-----------------|--------------|---------------|------------------------------|--------------|-----------|--------------|
| | Total. | Owners. | Managers. | Tenants. | Total. | Owners. | Managers. | Tenants. |
| NUMBER OF ANIMALS. | | | | | | | | |
| Horses..... | 19,039,140 | 12,863,227 | 494,550 | 5,681,363 | 728,021 | 341,325 | 6,240 | 380,456 |
|1910.. | 19,088,617 | 13,519,128 | 426,761 | 5,142,738 | 744,400 | 409,432 | 4,523 | 330,541 |
| Mules..... | 4,589,211 | 2,881,428 | 133,842 | 1,573,941 | 843,180 | 250,723 | 4,890 | 587,558 |
|1910.. | 3,544,445 | 2,252,167 | 111,632 | 1,180,646 | 665,324 | 175,805 | 2,963 | 480,556 |
| Asses and burros..... | 69,736 | 51,377 | 4,398 | 13,961 | 2,755 | 1,842 | 141 | 772 |
|1910.. | 97,567 | 78,598 | 3,728 | 15,241 | 8,131 | 7,303 | 53 | 775 |
| All cattle..... | 64,677,098 | 45,498,432 | 3,539,623 | 15,639,043 | 1,975,461 | 859,400 | 27,660 | 1,088,392 |
|1910.. | 59,480,858 | 43,228,923 | 3,760,042 | 12,491,893 | 2,323,008 | 1,105,368 | 22,557 | 1,195,083 |
| Dairy cows..... | 18,873,632 | 13,348,334 | 355,681 | 5,169,617 | 801,665 | 301,356 | 5,649 | 494,680 |
|1910.. | 19,656,747 | 14,235,991 | 321,530 | 5,098,226 | 969,085 | 383,225 | 3,789 | 582,671 |
| Sheep..... | 31,687,594 | 25,227,630 | 3,457,721 | 6,002,243 | 345,922 | 289,322 | 9,533 | 50,667 |
|1910.. | 51,465,417 | 40,013,638 | 5,213,075 | 6,228,704 | 992,444 | 957,315 | 7,703 | 27,426 |
| Goats..... | 3,335,165 | 2,554,028 | 255,172 | 525,965 | 123,760 | 80,845 | 3,497 | 33,418 |
|1910.. | 2,079,804 | 2,232,918 | 112,177 | 334,709 | 235,321 | 213,612 | 636 | 21,073 |
| Swine..... | 55,888,764 | 36,601,589 | 1,386,579 | 17,900,596 | 3,457,645 | 1,156,069 | 24,900 | 2,276,676 |
|1910.. | 54,652,583 | 38,548,020 | 1,073,663 | 15,031,000 | 3,533,093 | 1,312,787 | 16,508 | 2,203,798 |
| VALUE OF ANIMALS. | | | | | | | | |
| Horses..... | \$1,713,835,959 | \$1,145,353,696 | \$45,148,013 | \$523,334,250 | \$68,241,528 | \$27,815,350 | \$639,451 | \$39,786,727 |
|1910.. | 2,025,397,357 | 1,426,724,166 | 47,527,175 | 551,846,016 | 58,190,838 | 28,090,773 | 805,720 | 29,294,345 |
| Mules..... | 641,721,305 | 393,465,203 | 21,073,177 | 227,182,925 | 137,573,106 | 35,851,169 | 843,905 | 100,878,032 |
|1910.. | 440,263,747 | 274,657,725 | 15,375,437 | 150,230,585 | 85,128,116 | 20,522,736 | 452,704 | 64,152,677 |
| Asses and burros..... | 8,005,315 | 6,145,637 | 244,761 | 1,614,917 | 192,927 | 96,908 | 29,466 | 66,553 |
|1910.. | 12,971,482 | 10,642,327 | 446,981 | 1,882,174 | 228,630 | 154,436 | 3,470 | 70,724 |
| All cattle..... | 3,578,813,528 | 2,409,952,214 | 219,449,165 | 889,412,149 | 73,156,701 | 31,634,239 | 1,533,434 | 39,989,028 |
|1910.. | 1,460,047,768 | 1,043,492,498 | 98,150,147 | 318,309,123 | 39,475,839 | 19,570,019 | 531,712 | 19,374,108 |
| Dairy cows..... | 1,465,569,410 | 1,017,211,632 | 41,405,193 | 406,942,591 | 41,953,724 | 15,078,320 | 462,203 | 26,413,201 |
|1910.. | 683,996,175 | 483,288,400 | 14,733,618 | 180,974,148 | 22,240,132 | 8,830,846 | 136,094 | 13,272,592 |
| Sheep..... | 393,067,820 | 280,444,965 | 38,295,072 | 68,327,788 | 2,333,466 | 1,853,180 | 109,908 | 370,378 |
|1910.. | 230,296,358 | 178,535,790 | 25,024,326 | 26,730,242 | 2,545,227 | 2,413,182 | 34,063 | 97,982 |
| Goats..... | 17,174,851 | 12,979,044 | 1,325,840 | 2,809,901 | 390,512 | 268,208 | 11,065 | 111,239 |
|1910.. | 5,802,287 | 4,812,232 | 277,419 | 712,586 | 874,186 | 346,726 | 1,286 | 26,224 |
| Swine..... | 652,330,953 | 607,590,322 | 27,612,675 | 317,127,956 | 36,251,427 | 11,804,172 | 355,666 | 24,091,589 |
|1910.. | 336,186,041 | 270,286,168 | 8,998,875 | 106,900,993 | 13,152,207 | 4,972,900 | 117,568 | 8,061,799 |

Tables for divisions and states.—In Tables 12 to 24, inclusive, practically all of the data which have been summarized in Tables 1 to 11, above, are presented by geographic divisions and states. Whatever explanation or comment has been made with regard to the figures for the United States as a whole, or with regard to the South, will also apply, in general, to the component divisions or states.

A study of the figures here presented by divisions and states will, in many cases, suggest an explanation of a change or a tendency which appears simply as a stated fact in the summary for the United States as a whole. In order to expedite the publication of the figures themselves, however, it was thought best not to attempt any detailed analysis of these tables in the present report.

TABLE 12.—NUMBER OF FARMS, BY COLOR AND TENURE, BY DIVISIONS AND STATES: 1900 TO 1920.

[Share tenants include croppers reported in the Southern states in 1920, and cash tenants likewise include standing renters.]

| COLOR AND TENURE. | UNITED STATES. | | | GEOGRAPHIC DIVISIONS. | | | | | | | | |
|-----------------------------|----------------|-----------|-----------|-----------------------|---------|---------|------------------|---------|---------|---------------------|-----------|-----------|
| | | | | NEW ENGLAND. | | | MIDDLE ATLANTIC. | | | EAST NORTH CENTRAL. | | |
| | 1920 | 1910 | 1900 | 1920 | 1910 | 1900 | 1920 | 1910 | 1900 | 1920 | 1910 | 1900 |
| White farmers, total..... | 5,498,454 | 5,440,619 | 4,969,608 | 156,293 | 188,460 | 191,594 | 423,611 | 466,418 | 483,772 | 1,080,287 | 1,117,772 | 1,129,810 |
| Owners and managers..... | 3,758,091 | 3,764,061 | 3,504,067 | 144,726 | 173,497 | 173,691 | 335,892 | 362,622 | 361,469 | 777,182 | 815,910 | 833,630 |
| Owners..... | 3,691,868 | 3,707,501 | 3,446,806 | 139,942 | 168,137 | 168,968 | 326,129 | 353,622 | 353,141 | 763,702 | 805,136 | 822,451 |
| Owning entire farm..... | 3,174,109 | 3,159,088 | 3,025,931 | 133,633 | 162,282 | 163,335 | 303,715 | 328,138 | 331,713 | 657,399 | 674,220 | 710,089 |
| Hiring additional land..... | 517,750 | 548,413 | 420,875 | 6,309 | 6,855 | 5,633 | 22,414 | 25,484 | 21,428 | 106,333 | 130,916 | 112,382 |
| Managers..... | 66,223 | 56,560 | 57,261 | 4,784 | 5,360 | 4,723 | 9,763 | 9,000 | 8,323 | 13,480 | 10,774 | 11,179 |
| Tenants..... | 1,740,363 | 1,676,558 | 1,465,541 | 11,567 | 14,963 | 17,903 | 87,719 | 103,796 | 122,308 | 303,085 | 301,862 | 296,180 |
| Share and share-cash..... | 1,283,337 | 1,140,215 | 988,539 | 2,786 | 2,822 | 4,927 | 52,055 | 56,972 | 69,237 | 214,841 | 208,064 | 201,608 |
| Share..... | 1,163,942 | 1,026,372 | 888,539 | 2,691 | 2,607 | 4,691 | 50,933 | 54,748 | 67,372 | 181,354 | 169,637 | 163,333 |
| Share-cash..... | 119,395 | 113,843 | 100,000 | 95 | 115 | 136 | 1,122 | 2,224 | 2,905 | 33,487 | 33,427 | 33,427 |
| Cash and unspecified..... | 457,026 | 536,343 | 477,002 | 8,781 | 12,141 | 12,976 | 35,664 | 46,824 | 53,066 | 88,244 | 98,798 | 94,572 |
| Cash..... | 400,907 | 447,851 | 398,000 | 8,045 | 9,750 | 10,000 | 32,671 | 40,742 | 46,000 | 76,650 | 83,641 | 83,641 |
| Unspecified..... | 56,119 | 88,492 | 79,002 | 736 | 2,391 | 2,976 | 2,993 | 6,082 | 7,066 | 11,594 | 15,157 | 15,157 |
| Colored farmers, total..... | 949,889 | 920,883 | 767,764 | 271 | 342 | 294 | 1,536 | 1,961 | 1,846 | 4,477 | 5,717 | 6,013 |
| Owners and managers..... | 235,448 | 242,765 | 208,341 | 236 | 290 | 239 | 1,065 | 1,486 | 1,325 | 3,155 | 3,982 | 3,907 |
| Owners..... | 233,222 | 241,221 | 206,517 | 218 | 271 | 226 | 975 | 1,414 | 1,270 | 3,084 | 3,908 | 3,862 |
| Owning entire farm..... | 192,401 | 195,809 | 176,016 | 208 | 257 | 219 | 888 | 1,285 | 1,131 | 2,578 | 3,019 | 3,189 |
| Hiring additional land..... | 40,821 | 45,412 | 30,501 | 10 | 14 | 7 | 87 | 129 | 139 | 506 | 889 | 673 |
| Managers..... | 2,226 | 1,544 | 1,824 | 18 | 19 | 13 | 90 | 72 | 55 | 71 | 74 | 45 |
| Tenants..... | 714,441 | 678,118 | 559,423 | 35 | 52 | 55 | 471 | 475 | 521 | 1,322 | 1,735 | 2,106 |
| Share and share-cash..... | 523,297 | 388,174 | 284,760 | 7 | 5 | 9 | 246 | 218 | 248 | 979 | 1,199 | 1,513 |
| Share..... | 514,870 | 373,551 | 274,663 | 7 | 4 | 4 | 241 | 210 | 248 | 929 | 1,075 | 1,313 |
| Share-cash..... | 8,427 | 14,623 | 10,097 | 1 | 1 | 5 | 5 | 8 | 8 | 50 | 124 | 140 |
| Cash and unspecified..... | 191,144 | 289,944 | 274,663 | 28 | 47 | 46 | 225 | 257 | 273 | 343 | 536 | 593 |
| Cash..... | 184,098 | 284,443 | 274,663 | 26 | 37 | 37 | 208 | 216 | 248 | 295 | 441 | 441 |
| Unspecified..... | 7,046 | 25,501 | 0 | 2 | 10 | 9 | 17 | 41 | 25 | 48 | 95 | 95 |

| COLOR AND TENURE. | GEOGRAPHIC DIVISIONS—Continued. | | | | | | | | | | | |
|-----------------------------|---------------------------------|-----------|-----------|-----------------|---------|---------|---------------------|---------|---------|---------------------|---------|---------|
| | WEST NORTH CENTRAL. | | | SOUTH ATLANTIC. | | | EAST SOUTH CENTRAL. | | | WEST SOUTH CENTRAL. | | |
| | 1920 | 1910 | 1900 | 1920 | 1910 | 1900 | 1920 | 1910 | 1900 | 1920 | 1910 | 1900 |
| White farmers, total..... | 1,090,032 | 1,100,084 | 1,049,857 | 775,144 | 756,019 | 673,354 | 744,368 | 717,262 | 635,418 | 784,238 | 734,125 | 570,949 |
| Owners and managers..... | 716,972 | 759,885 | 735,881 | 513,268 | 498,771 | 450,541 | 473,367 | 454,756 | 418,147 | 490,549 | 387,601 | 332,290 |
| Owners..... | 706,280 | 751,577 | 730,261 | 504,426 | 491,193 | 442,396 | 470,208 | 451,715 | 413,775 | 404,942 | 383,136 | 327,635 |
| Owning entire farm..... | 539,189 | 573,778 | 578,069 | 463,541 | 440,644 | 409,799 | 422,252 | 392,657 | 376,576 | 341,411 | 320,799 | 292,200 |
| Hiring additional land..... | 167,091 | 177,799 | 152,192 | 40,885 | 50,549 | 32,597 | 45,016 | 59,058 | 37,199 | 63,511 | 62,337 | 35,375 |
| Managers..... | 10,692 | 8,308 | 8,320 | 8,842 | 7,578 | 8,145 | 3,099 | 3,041 | 4,372 | 4,607 | 4,465 | 4,655 |
| Tenants..... | 373,060 | 340,199 | 311,276 | 261,876 | 257,248 | 222,813 | 271,001 | 262,505 | 217,271 | 354,689 | 340,524 | 238,639 |
| Share and share-cash..... | 253,597 | 216,511 | 199,842 | 193,446 | 169,514 | 150,711 | 213,977 | 189,259 | 162,222 | 308,933 | 278,044 | 188,722 |
| Share..... | 185,862 | 165,699 | 159,699 | 192,205 | 164,178 | 148,178 | 210,098 | 181,694 | 152,222 | 298,988 | 265,498 | 188,722 |
| Share-cash..... | 68,235 | 50,812 | 39,143 | 1,241 | 5,336 | 2,967 | 3,279 | 7,565 | 9,049 | 9,945 | 12,546 | 12,546 |
| Cash and unspecified..... | 119,463 | 123,688 | 111,434 | 68,430 | 87,734 | 72,102 | 57,024 | 73,247 | 65,049 | 45,756 | 68,480 | 49,937 |
| Cash..... | 107,148 | 102,170 | 90,515 | 60,515 | 74,953 | 60,515 | 46,162 | 65,284 | 55,000 | 39,308 | 51,857 | 39,308 |
| Unspecified..... | 12,315 | 21,518 | 20,920 | 7,915 | 12,781 | 12,597 | 10,862 | 7,063 | 6,448 | 6,448 | 16,623 | 16,623 |
| Colored farmers, total..... | 6,819 | 9,864 | 10,887 | 383,832 | 355,862 | 288,871 | 307,232 | 325,218 | 267,895 | 231,850 | 209,061 | 183,904 |
| Owners and managers..... | 4,960 | 7,445 | 7,723 | 103,620 | 102,681 | 86,086 | 55,947 | 53,986 | 50,235 | 59,792 | 53,000 | 51,948 |
| Owners..... | 4,876 | 7,369 | 7,649 | 102,663 | 101,961 | 85,116 | 55,640 | 53,737 | 49,911 | 59,386 | 57,769 | 51,649 |
| Owning entire farm..... | 4,060 | 6,283 | 6,491 | 85,022 | 80,914 | 70,814 | 46,802 | 46,320 | 41,811 | 49,734 | 48,056 | 45,354 |
| Hiring additional land..... | 816 | 1,081 | 1,158 | 19,041 | 21,047 | 14,302 | 9,738 | 12,417 | 8,100 | 9,652 | 9,713 | 5,795 |
| Managers..... | 84 | 76 | 74 | 957 | 720 | 970 | 407 | 249 | 324 | 400 | 231 | 299 |
| Tenants..... | 1,959 | 2,419 | 3,164 | 280,212 | 253,181 | 202,785 | 251,285 | 260,232 | 217,660 | 172,058 | 151,061 | 131,956 |
| Share and share-cash..... | 1,423 | 1,568 | 2,031 | 198,043 | 139,934 | 102,188 | 170,643 | 131,219 | 92,566 | 150,045 | 113,921 | 85,985 |
| Share..... | 1,342 | 1,397 | 1,937 | 197,307 | 135,203 | 102,188 | 167,027 | 126,229 | 89,566 | 146,090 | 108,874 | 85,985 |
| Share-cash..... | 81 | 171 | 94 | 736 | 4,781 | 994 | 3,616 | 4,990 | 3,994 | 3,955 | 4,447 | 4,447 |
| Cash and unspecified..... | 636 | 851 | 1,133 | 82,169 | 113,197 | 100,597 | 80,742 | 135,013 | 125,104 | 22,013 | 37,740 | 46,001 |
| Cash..... | 420 | 718 | 918 | 79,392 | 101,664 | 88,871 | 78,316 | 126,968 | 113,000 | 20,491 | 32,334 | 32,334 |
| Unspecified..... | 116 | 133 | 215 | 2,777 | 11,533 | 11,726 | 2,426 | 8,045 | 11,594 | 1,522 | 5,406 | 5,406 |

| COLOR AND TENURE. | GEOGRAPHIC DIVISIONS—Continued. | | | | | | NEW ENGLAND DIVISION. | | | | | |
|-----------------------------|---------------------------------|---------|----------|---------|---------|---------|-----------------------|--------|----------------|--------|--------|--------|
| | MOUNTAIN. | | PACIFIC. | | | | Maine. | | New Hampshire. | | | |
| | 1920 | 1910 | 1900 | 1920 | 1910 | 1900 | 1920 | 1910 | 1900 | 1920 | 1910 | 1900 |
| White farmers, total..... | 236,662 | 175,418 | 96,521 | 225,639 | 185,061 | 138,333 | 48,214 | 59,987 | 59,270 | 20,509 | 27,038 | 23,314 |
| Owners and managers..... | 202,242 | 156,059 | 84,282 | 184,893 | 154,960 | 111,436 | 46,210 | 67,427 | 66,496 | 19,137 | 25,161 | 27,131 |
| Owners..... | 198,153 | 153,169 | 80,872 | 178,026 | 149,816 | 107,807 | 45,424 | 66,420 | 65,580 | 18,592 | 24,481 | 26,442 |
| Owning entire farm..... | 160,854 | 137,388 | 72,466 | 162,145 | 129,182 | 91,644 | 44,211 | 65,324 | 64,806 | 17,824 | 23,702 | 25,374 |
| Hiring additional land..... | 37,299 | 15,781 | 8,406 | 25,881 | 20,634 | 15,663 | 1,213 | 5,105 | 774 | 708 | 770 | 568 |
| Managers..... | 4,089 | 2,890 | 3,410 | 6,867 | 5,144 | 4,120 | 786 | 1,105 | 916 | 545 | 680 | 689 |
| Tenants..... | 36,420 | 19,359 | 12,239 | 40,946 | 30,101 | 26,897 | 2,004 | 2,560 | 2,774 | 1,372 | 1,877 | 2,183 |
| Share and share-cash..... | 24,301 | 10,862 | 7,630 | 19,401 | 13,167 | 13,640 | 303 | 333 | 745 | 125 | 180 | 546 |
| Share..... | 23,524 | 10,256 | 7,000 | 18,187 | 12,055 | 12,633 | 292 | 289 | 745 | 120 | 151 | 546 |
| Share-cash..... | 777 | 606 | 630 | 1,214 | 1,112 | 1,007 | 11 | 44 | 0 | 5 | 29 | 0 |
| Cash and unspecified..... | 12,119 | 8,497 | 4,609 | 21,545 | 16,034 | 13,257 | 1,701 | 2,227 | 2,029 | 1,247 | 1,697 | 1,637 |
| Cash..... | 10,393 | 5,504 | 3,000 | 20,045 | 13,950 | 10,000 | 1,569 | 1,731 | 1,522 | 1,073 | 1,223 | 1,223 |
| Unspecified..... | 1,756 | 2,993 | 1,599 | 1,500 | 2,084 | 3,257 | 132 | 496 | 507 | 174 | 474 | 414 |
| Colored farmers, total..... | 5,447 | 8,028 | 4,806 | 8,325 | 4,930 | 3,248 | 13 | 29 | 29 | 14 | 15 | 10 |
| Owners and managers..... | 4,389 | 7,697 | 4,636 | 2,284 | 2,198 | 2,248 | 13 | 26 | 28 | 13 | 13 | 8 |
| Owners..... | 4,302 | 7,675 | 4,629 | 2,118 | 2,117 | 2,205 | 13 | 25 | 27 | 12 | 12 | 8 |
| Owning entire farm..... | 4,240 | 7,641 | 4,600 | 1,869 | 2,029 | 1,907 | 13 | 25 | 26 | 12 | 12 | 7 |
| Hiring additional land..... | 122 | 34 | 29 | 249 | 88 | 298 | 0 | 0 | 1 | 1 | 1 | 1 |
| Managers..... | 27 | 22 | 7 | 160 | 81 | 37 | 0 | 0 | 0 | 0 | 0 | 0 |
| Tenants..... | 1,058 | 331 | 170 | 6,041 | 2,632 | 1,008 | 0 | 3 | 1 | 1 | 2 | 2 |
| Share and share-cash..... | 453 | 102 | 49 | 1,558 | 558 | 211 | 0 | 0 | 0 | 0 | 0 | 0 |
| Share..... | 444 | 93 | 49 | 1,483 | 466 | 211 | 0 | 0 | 0 | 0 | 0 | 0 |
| Share-cash..... | 9 | 9 | 0 | 75 | 92 | 0 | | | | | | |

COLOR AND TENURE OF FARMER.

TABLE 12.—NUMBER OF FARMS, BY COLOR AND TENURE, BY DIVISIONS AND STATES: 1900 TO 1920—Continued.

[Share tenants include croppers reported in the Southern states in 1920, and cash tenants likewise include standing renters.]

| COLOR AND TENURE. | NEW ENGLAND DIVISION—Continued. | | | | | | | | | | | |
|-------------------------------------|---------------------------------|--------|--------|----------------|--------|--------|---------------|-------|-------|--------------|--------|--------|
| | Vermont. | | | Massachusetts. | | | Rhode Island. | | | Connecticut. | | |
| | 1920 | 1910 | 1900 | 1920 | 1910 | 1900 | 1920 | 1910 | 1900 | 1920 | 1910 | 1900 |
| White farmers, total | 29,047 | 32,689 | 33,086 | 31,880 | 36,793 | 37,605 | 4,063 | 5,251 | 5,470 | 22,580 | 26,702 | 26,839 |
| Owners and managers..... | 25,665 | 28,683 | 28,277 | 29,600 | 33,825 | 34,019 | 3,435 | 4,309 | 4,373 | 20,679 | 24,092 | 23,395 |
| Owners..... | 25,100 | 28,048 | 27,662 | 27,980 | 31,966 | 32,492 | 3,231 | 4,058 | 4,166 | 19,615 | 23,155 | 22,626 |
| Owning entire farm..... | 23,906 | 26,777 | 26,200 | 26,411 | 30,599 | 30,915 | 2,957 | 3,806 | 3,954 | 18,324 | 22,074 | 21,496 |
| Hiring additional land..... | 1,194 | 1,271 | 1,372 | 1,569 | 1,367 | 1,577 | 274 | 252 | 212 | 1,291 | 1,081 | 1,130 |
| Managers..... | 565 | 635 | 615 | 1,620 | 1,859 | 1,527 | 204 | 251 | 207 | 1,064 | 937 | 769 |
| Tenants..... | 3,382 | 4,006 | 4,819 | 2,280 | 2,968 | 3,586 | 628 | 942 | 1,097 | 1,901 | 2,610 | 3,444 |
| Share and share-cash..... | 1,646 | 1,691 | 2,396 | 353 | 256 | 278 | 22 | 35 | 63 | 337 | 327 | 699 |
| Share..... | 1,620 | 1,641 | | 330 | 214 | | 22 | 27 | | 307 | 285 | |
| Share-cash..... | 26 | 50 | | 28 | 42 | | | 8 | | 30 | 42 | |
| Cash and unspecified..... | 1,736 | 2,315 | 2,423 | 1,927 | 2,712 | 3,108 | 606 | 907 | 1,034 | 1,564 | 2,283 | 2,745 |
| Cash..... | 1,487 | 2,181 | | 1,759 | 2,107 | | 604 | 728 | | 1,553 | 1,780 | |
| Unspecified..... | 249 | 134 | | 168 | 605 | | 2 | 179 | | 11 | 503 | |
| Colored farmers, total | 28 | 20 | 8 | 121 | 124 | 110 | 20 | 41 | 28 | 75 | 113 | 109 |
| Owners and managers..... | 24 | 18 | 7 | 114 | 113 | 93 | 15 | 29 | 17 | 57 | 91 | 86 |
| Owners..... | 21 | 17 | 7 | 107 | 109 | 89 | 14 | 29 | 16 | 51 | 79 | 77 |
| Owning entire farm..... | 20 | 16 | 6 | 104 | 106 | 87 | 14 | 25 | 16 | 45 | 73 | 79 |
| Hiring additional land..... | 1 | 1 | 1 | 3 | 3 | 2 | | 4 | | 6 | 6 | 2 |
| Managers..... | 3 | 1 | | 7 | 4 | 4 | | 1 | | 6 | 12 | 7 |
| Tenants..... | 4 | 2 | 1 | 7 | 11 | 17 | 5 | 12 | | 18 | 22 | 23 |
| Share and share-cash..... | 1 | 1 | | 1 | 1 | 4 | | | | 6 | 3 | 5 |
| Share..... | 1 | 1 | | | | | | | | 6 | 3 | |
| Share-cash..... | | | | | 1 | | | | | | | |
| Cash and unspecified..... | 3 | 1 | 1 | 7 | 10 | 13 | 5 | 12 | 11 | 12 | 19 | 18 |
| Cash..... | 2 | 1 | | 7 | 8 | | 5 | 10 | | 12 | 15 | |
| Unspecified..... | 1 | | | | 2 | | | 2 | | | 4 | |

| COLOR AND TENURE. | MIDDLE ATLANTIC DIVISION. | | | | | | EAST NORTH CENTRAL DIVISION. | | | | | |
|-------------------------------------|---------------------------|---------|---------|-------------|--------|--------|------------------------------|---------|---------|---------|---------|---------|
| | New York. | | | New Jersey. | | | Pennsylvania. | | | Ohio. | | |
| | 1920 | 1910 | 1900 | 1920 | 1910 | 1900 | 1920 | 1910 | 1900 | 1920 | 1910 | 1900 |
| White farmers, total | 192,645 | 214,658 | 225,835 | 29,187 | 33,011 | 34,180 | 201,799 | 218,749 | 223,657 | 255,079 | 270,095 | 274,750 |
| Owners and managers..... | 155,039 | 169,903 | 171,865 | 22,571 | 24,901 | 23,996 | 157,682 | 167,818 | 165,608 | 179,962 | 193,516 | 199,621 |
| Owners..... | 151,288 | 165,896 | 168,059 | 21,694 | 23,898 | 23,154 | 153,237 | 163,838 | 161,928 | 176,933 | 190,791 | 196,122 |
| Owning entire farm..... | 138,702 | 151,616 | 154,640 | 20,493 | 22,750 | 22,193 | 144,460 | 153,772 | 154,880 | 159,214 | 161,999 | 172,613 |
| Hiring additional land..... | 12,520 | 14,280 | 13,419 | 1,111 | 1,118 | 961 | 8,777 | 10,116 | 7,048 | 20,719 | 28,792 | 23,509 |
| Managers..... | 4,351 | 4,937 | 3,806 | 967 | 1,033 | 842 | 4,445 | 3,630 | 3,680 | 3,029 | 2,725 | 3,399 |
| Tenants..... | 37,006 | 44,755 | 54,070 | 6,599 | 8,110 | 10,184 | 44,117 | 50,931 | 58,049 | 76,117 | 76,579 | 75,229 |
| Share and share-cash..... | 21,173 | 24,046 | 29,828 | 3,505 | 3,987 | 4,952 | 27,377 | 28,939 | 34,457 | 51,858 | 53,005 | 51,390 |
| Share..... | 20,818 | 23,033 | | 3,466 | 3,816 | | 26,649 | 27,899 | | 50,291 | 49,577 | |
| Share-cash..... | 355 | 1,013 | | 89 | 171 | | 728 | 1,040 | | 1,562 | 3,428 | |
| Cash and unspecified..... | 16,833 | 20,709 | 24,242 | 3,091 | 4,123 | 5,232 | 16,740 | 21,992 | 23,592 | 25,264 | 23,574 | 23,839 |
| Cash..... | 14,634 | 18,461 | | 2,896 | 3,445 | | 15,141 | 18,836 | | 19,181 | 20,914 | |
| Unspecified..... | 1,199 | 2,248 | | 195 | 678 | | 1,599 | 3,156 | | 4,083 | 2,660 | |
| Colored farmers, total | 550 | 939 | 785 | 585 | 476 | 470 | 451 | 546 | 591 | 1,616 | 1,950 | 1,969 |
| Owners and managers..... | 454 | 822 | 652 | 305 | 292 | 299 | 306 | 372 | 374 | 1,089 | 1,341 | 1,267 |
| Owners..... | 429 | 808 | 639 | 285 | 295 | 280 | 261 | 341 | 351 | 1,053 | 1,313 | 1,239 |
| Owning entire farm..... | 391 | 727 | 591 | 259 | 242 | 245 | 238 | 316 | 325 | 902 | 983 | 1,018 |
| Hiring additional land..... | 35 | 81 | 78 | 26 | 23 | 35 | 23 | 25 | 26 | 151 | 330 | 221 |
| Managers..... | 25 | 14 | 13 | 20 | 27 | 19 | 45 | 31 | 23 | 36 | 28 | 78 |
| Tenants..... | 90 | 117 | 133 | 230 | 134 | 171 | 145 | 174 | 217 | 527 | 609 | 702 |
| Share and share-cash..... | 47 | 53 | 72 | 135 | 111 | 104 | 64 | 54 | 72 | 390 | 429 | 490 |
| Share..... | 40 | 53 | | 134 | 105 | | 61 | 52 | | 374 | 395 | |
| Share-cash..... | 1 | | | 1 | | | 3 | 2 | | 16 | 34 | |
| Cash and unspecified..... | 49 | 64 | 61 | 95 | 67 | 67 | 81 | 120 | 145 | 137 | 180 | 212 |
| Cash..... | 42 | 58 | | 87 | 64 | | 79 | 104 | | 117 | 154 | |
| Unspecified..... | 7 | 6 | | 8 | 16 | | 2 | 16 | | 20 | 26 | |

| COLOR AND TENURE. | EAST NORTH CENTRAL DIVISION—Continued. | | | | | | | | | | | |
|-------------------------------------|--|---------|---------|-----------|---------|---------|-----------|---------|---------|------------|---------|---------|
| | Indiana. | | | Illinois. | | | Michigan. | | | Wisconsin. | | |
| | 1920 | 1910 | 1900 | 1920 | 1910 | 1900 | 1920 | 1910 | 1900 | 1920 | 1910 | 1900 |
| White farmers, total | 204,554 | 214,680 | 220,835 | 236,286 | 250,447 | 262,662 | 195,714 | 206,014 | 202,288 | 188,632 | 178,536 | 169,275 |
| Owners and managers..... | 139,219 | 150,311 | 157,838 | 135,442 | 146,686 | 159,721 | 161,153 | 173,477 | 170,249 | 161,406 | 161,920 | 146,301 |
| Owners..... | 136,004 | 148,029 | 156,625 | 132,040 | 144,318 | 157,776 | 158,843 | 171,525 | 168,018 | 158,982 | 160,473 | 144,910 |
| Owning entire farm..... | 112,452 | 115,110 | 124,210 | 100,521 | 106,730 | 123,573 | 139,388 | 150,337 | 152,486 | 148,794 | 140,044 | 137,187 |
| Hiring additional land..... | 24,452 | 32,919 | 31,415 | 31,519 | 37,888 | 34,203 | 19,455 | 21,188 | 15,532 | 10,188 | 10,429 | 7,723 |
| Managers..... | 2,315 | 2,282 | 2,213 | 3,402 | 2,368 | 1,945 | 2,310 | 1,952 | 2,231 | 2,424 | 1,447 | 1,391 |
| Tenants..... | 65,335 | 64,369 | 62,997 | 100,846 | 103,761 | 102,941 | 34,561 | 32,537 | 32,039 | 27,228 | 24,616 | 22,974 |
| Share and share-cash..... | 52,037 | 50,217 | 50,156 | 72,389 | 66,825 | 64,985 | 23,585 | 21,134 | 22,346 | 14,932 | 11,833 | 12,731 |
| Share..... | 48,287 | 45,343 | | 45,087 | 43,220 | | 23,164 | 20,270 | | 14,575 | 11,227 | |
| Share-cash..... | 3,750 | 4,874 | | 27,352 | 23,605 | | 421 | 864 | | 357 | 656 | |
| Cash and unspecified..... | 13,263 | 14,152 | 12,841 | 28,457 | 36,936 | 37,956 | 10,976 | 11,403 | 9,693 | 12,294 | 12,733 | 10,243 |
| Cash..... | 10,564 | 10,575 | | 26,230 | 31,947 | | 9,277 | 9,592 | | 11,898 | 10,613 | |
| Unspecified..... | 2,699 | 3,577 | | 2,227 | 4,989 | | 1,699 | 1,811 | | 896 | 2,120 | |
| Colored farmers, total | 572 | 805 | 1,062 | 893 | 1,425 | 1,489 | 733 | 946 | 973 | 663 | 591 | 520 |
| Owners and managers..... | 320 | 487 | 611 | 543 | 807 | 732 | 572 | 794 | 799 | 631 | 553 | 498 |
| Owners..... | 306 | 472 | 602 | 534 | 789 | 727 | 563 | 785 | 796 | 628 | 549 | 498 |
| Owning entire farm..... | 212 | 314 | 413 | 352 | 570 | 555 | 486 | 668 | 710 | 596 | 484 | 488 |
| Hiring additional land..... | 94 | 158 | 184 | 152 | 219 | 172 | 77 | 117 | 86 | 32 | 65 | 10 |
| Managers..... | 14 | 15 | 9 | 9 | 18 | 5 | 9 | 9 | 3 | 3 | 4 | 22 |
| Tenants..... | 252 | 318 | 451 | 350 | 618 | 757 | 161 | 152 | 174 | 32 | 38 | 16 |
| Share and share-cash..... | 191 | 252 | 331 | 271 | 391 | 540 | 117 | 114 | 136 | 10 | 13 | 16 |
| Share..... | 186 | 230 | 331 | 244 | 331 | 540 | 116 | 108 | 136 | 9 | 11 | 16 |
| Share-cash..... | 5 | 22 | | 27 | 60 | | 1 | 6 | | 1 | 2 | |
| Cash and unspecified..... | 61 | 66 | 120 | 79 | 227 | 217 | 44 | 38 | 38 | 22 | 25 | 6 |
| Cash..... | 51 | 61 | 120 | 70 | 173 | 217 | 35 | 37 | 38 | 22 | 16 | 6 |
| Unspecified..... | 10 | 5 | | 9 | 54 | | 9 | 1 | | | 9 | |

TABLE 12.—NUMBER OF FARMS, BY COLOR AND TENURE, BY DIVISIONS AND STATES: 1900 TO 1920—Continued.

[Share tenants include croppers reported in the Southern states in 1920, and cash tenants likewise include standing renters.]

| COLOR AND TENURE. | WEST NORTH CENTRAL DIVISION. | | | | | | | | | | | |
|-----------------------------|------------------------------|---------|---------|---------|---------|---------|-----------|---------|---------|---------------|--------|--------|
| | Minnesota. | | | Iowa. | | | Missouri. | | | North Dakota. | | |
| | 1920 | 1910 | 1900 | 1920 | 1910 | 1900 | 1920 | 1910 | 1900 | 1920 | 1910 | 1900 |
| White farmers, total..... | 178,271 | 155,844 | 154,287 | 213,330 | 218,843 | 228,395 | 260,178 | 273,578 | 279,933 | 77,147 | 73,617 | 43,998 |
| Owners and managers..... | 134,162 | 123,130 | 127,548 | 124,300 | 134,791 | 148,748 | 185,585 | 192,136 | 195,292 | 57,301 | 62,967 | 40,144 |
| Owners..... | 132,587 | 121,910 | 126,458 | 121,814 | 132,867 | 147,171 | 183,386 | 190,176 | 193,498 | 56,448 | 62,485 | 39,649 |
| Owning entire farm..... | 112,721 | 99,320 | 111,662 | 98,948 | 109,369 | 118,219 | 152,547 | 151,318 | 162,458 | 33,627 | 43,950 | 32,760 |
| Hiring additional land..... | 19,846 | 22,590 | 14,796 | 22,866 | 26,498 | 28,952 | 30,839 | 38,858 | 31,040 | 22,821 | 18,535 | 6,889 |
| Managers..... | 1,595 | 1,220 | 1,090 | 2,486 | 1,924 | 1,577 | 2,199 | 1,900 | 1,794 | 853 | 482 | 495 |
| Tenants..... | 44,109 | 32,714 | 28,739 | 89,030 | 82,052 | 79,647 | 74,593 | 81,442 | 84,641 | 19,846 | 10,650 | 3,854 |
| Share and share-cash..... | 27,341 | 22,225 | 21,615 | 41,989 | 35,028 | 35,195 | 52,315 | 54,224 | 54,242 | 17,799 | 8,257 | 3,266 |
| Share..... | 18,967 | 18,453 | 18,453 | 25,590 | 20,908 | 20,908 | 45,367 | 45,785 | 45,785 | 16,909 | 8,079 | |
| Share-cash..... | 8,374 | 3,772 | | 16,399 | 14,120 | | 6,948 | 8,439 | | 890 | 178 | |
| Cash and unspecified..... | 16,768 | 10,489 | 5,124 | 47,041 | 47,024 | 44,452 | 22,278 | 27,218 | 30,399 | 2,047 | 2,393 | 588 |
| Cash..... | 15,237 | 7,846 | | 44,572 | 43,367 | | 17,133 | 24,051 | | 1,151 | 322 | |
| Unspecified..... | 1,531 | 2,643 | | 2,469 | 3,657 | | 5,145 | 3,167 | | 896 | 2,071 | |
| Colored farmers, total..... | 207 | 293 | 372 | 109 | 201 | 227 | 2,826 | 3,666 | 4,953 | 543 | 743 | 1,334 |
| Owners and managers..... | 178 | 196 | 356 | 75 | 138 | 138 | 1,092 | 2,150 | 2,697 | 471 | 729 | 1,323 |
| Owners..... | 177 | 194 | 351 | 74 | 136 | 134 | 1,044 | 2,109 | 2,660 | 469 | 727 | 1,323 |
| Owning entire farm..... | 159 | 173 | 342 | 60 | 95 | 98 | 1,305 | 1,489 | 1,953 | 424 | 717 | 1,318 |
| Hiring additional land..... | 18 | 21 | 9 | 14 | 41 | 41 | 36 | 339 | 620 | 45 | 10 | 5 |
| Managers..... | 1 | 2 | 5 | 1 | 2 | 4 | 48 | 41 | 37 | 2 | 2 | |
| Tenants..... | 29 | 97 | 16 | 34 | 63 | 89 | 1,134 | 1,516 | 2,256 | 72 | 14 | 11 |
| Share and share-cash..... | 10 | 20 | 11 | 18 | 36 | 39 | 925 | 1,073 | 1,425 | 35 | 7 | 8 |
| Share..... | 9 | 18 | | 18 | 27 | | 878 | 959 | | 34 | 7 | |
| Share-cash..... | 1 | 2 | | 2 | 9 | | 47 | 114 | | 1 | | |
| Cash and unspecified..... | 19 | 77 | 5 | 16 | 27 | 50 | 209 | 443 | 831 | 37 | 7 | 3 |
| Cash..... | 14 | 72 | | 14 | 27 | | 159 | 410 | | 24 | 2 | |
| Unspecified..... | 5 | 5 | | 2 | | | 50 | 33 | | 13 | 5 | |

| COLOR AND TENURE. | WEST NORTH CENTRAL DIVISION—Continued. | | | | | | | | | SOUTH ATLANTIC DIVISION. | | |
|-----------------------------|--|--------|--------|-----------|---------|---------|---------|---------|---------|--------------------------|-------|-------|
| | South Dakota. | | | Nebraska. | | | Kansas. | | | Delaware. | | |
| | 1920 | 1910 | 1900 | 1920 | 1910 | 1900 | 1920 | 1910 | 1900 | 1920 | 1910 | 1900 |
| White farmers, total..... | 73,025 | 74,836 | 50,816 | 124,033 | 129,210 | 121,196 | 164,048 | 176,150 | 171,232 | 9,268 | 9,914 | 8,869 |
| Owners and managers..... | 47,121 | 55,670 | 39,377 | 70,729 | 79,837 | 76,436 | 97,774 | 111,324 | 111,036 | 5,786 | 5,879 | 4,464 |
| Owners..... | 46,350 | 55,248 | 38,853 | 69,418 | 78,881 | 75,308 | 96,297 | 110,010 | 109,324 | 5,655 | 5,772 | 4,348 |
| Owning entire farm..... | 25,913 | 37,733 | 23,902 | 50,352 | 57,899 | 52,807 | 65,081 | 77,219 | 76,261 | 5,383 | 5,518 | 4,088 |
| Hiring additional land..... | 20,437 | 17,516 | 14,951 | 19,066 | 21,012 | 22,501 | 31,210 | 32,791 | 33,068 | 272 | 254 | 280 |
| Managers..... | 771 | 422 | 524 | 1,311 | 986 | 1,128 | 1,477 | 1,314 | 1,712 | 131 | 107 | 116 |
| Tenants..... | 25,904 | 19,166 | 11,439 | 53,304 | 49,349 | 44,760 | 66,274 | 64,826 | 60,196 | 3,482 | 4,035 | 4,405 |
| Share and share-cash..... | 20,097 | 14,802 | 9,665 | 40,240 | 35,803 | 33,175 | 53,816 | 46,172 | 42,684 | 2,891 | 3,244 | 3,720 |
| Share..... | 12,209 | 11,137 | | 25,477 | 24,743 | | 40,843 | 36,594 | | 2,882 | 3,201 | |
| Share-cash..... | 7,888 | 3,665 | | 14,763 | 11,060 | | 12,973 | 9,578 | | 9 | 43 | |
| Cash and unspecified..... | 5,807 | 4,364 | 1,774 | 13,064 | 13,546 | 11,585 | 12,458 | 13,654 | 17,512 | 591 | 791 | 679 |
| Cash..... | 5,278 | 2,281 | | 12,253 | 10,667 | | 11,624 | 13,636 | | 445 | 564 | |
| Unspecified..... | 529 | 2,083 | | 811 | 2,879 | | 934 | 5,018 | | 146 | 227 | |
| Colored farmers, total..... | 1,612 | 2,808 | 1,806 | 384 | 402 | 329 | 1,238 | 1,691 | 1,866 | 872 | 922 | 818 |
| Owners and managers..... | 1,475 | 2,743 | 1,794 | 255 | 370 | 279 | 811 | 1,119 | 1,136 | 368 | 422 | 347 |
| Owners..... | 1,465 | 2,735 | 1,787 | 254 | 369 | 275 | 793 | 1,098 | 1,119 | 355 | 406 | 332 |
| Owning entire farm..... | 1,340 | 2,072 | 1,774 | 213 | 353 | 258 | 559 | 789 | 748 | 305 | 347 | 298 |
| Hiring additional land..... | 125 | 64 | 13 | 41 | 16 | 17 | 234 | 309 | 371 | 50 | 59 | 34 |
| Managers..... | 10 | 7 | 7 | 4 | 1 | 4 | 18 | 21 | 17 | 13 | 15 | 15 |
| Tenants..... | 137 | 65 | 12 | 126 | 92 | 50 | 427 | 572 | 730 | 504 | 500 | 471 |
| Share and share-cash..... | 63 | 22 | 11 | 69 | 37 | 30 | 303 | 373 | 501 | 434 | 425 | 396 |
| Share..... | 60 | 19 | | 59 | 28 | | 286 | 339 | | 432 | 421 | |
| Share-cash..... | 3 | 3 | | 10 | 9 | | 17 | 34 | | 2 | 4 | |
| Cash and unspecified..... | 74 | 43 | 1 | 57 | 55 | 14 | 124 | 199 | 229 | 70 | 75 | 75 |
| Cash..... | 50 | 20 | | 54 | 34 | | 105 | 148 | | 39 | 55 | |
| Unspecified..... | 24 | 23 | | 3 | 21 | | 19 | 51 | | 31 | 20 | |

| COLOR AND TENURE. | SOUTH ATLANTIC DIVISION—Continued. | | | | | | | | | | | |
|-----------------------------|------------------------------------|--------|--------|-----------------------|-------|-------|-----------|---------|---------|----------------|--------|--------|
| | Maryland. | | | District of Columbia. | | | Virginia. | | | West Virginia. | | |
| | 1920 | 1910 | 1900 | 1920 | 1910 | 1900 | 1920 | 1910 | 1900 | 1920 | 1910 | 1900 |
| White farmers, total..... | 41,699 | 42,551 | 40,169 | 184 | 205 | 252 | 138,456 | 135,904 | 123,052 | 86,785 | 85,977 | 92,132 |
| Owners and managers..... | 30,367 | 30,470 | 27,198 | 109 | 124 | 146 | 107,351 | 102,881 | 89,486 | 72,780 | 70,285 | 72,041 |
| Owners..... | 29,250 | 29,569 | 26,251 | 81 | 110 | 128 | 105,414 | 101,439 | 87,589 | 71,698 | 70,420 | 70,995 |
| Owning entire farm..... | 27,751 | 27,819 | 25,127 | 83 | 105 | 119 | 98,984 | 91,144 | 80,830 | 65,854 | 67,831 | 66,429 |
| Hiring additional land..... | 1,505 | 1,750 | 1,124 | 8 | 5 | 9 | 9,480 | 10,292 | 6,790 | 5,844 | 7,589 | 4,566 |
| Managers..... | 1,111 | 901 | 947 | 18 | 14 | 18 | 1,937 | 1,445 | 1,897 | 1,082 | 865 | 1,040 |
| Tenants..... | 11,332 | 12,081 | 12,971 | 75 | 81 | 106 | 31,105 | 33,023 | 33,566 | 14,005 | 19,692 | 20,091 |
| Share and share-cash..... | 8,938 | 8,602 | 9,478 | 6 | 2 | 3 | 24,105 | 23,392 | 23,808 | 7,124 | 10,419 | 12,633 |
| Share..... | 8,906 | 8,433 | | 5 | 2 | | 23,840 | 22,566 | | 6,013 | 9,498 | |
| Share-cash..... | 32 | 169 | | 1 | | | 265 | 826 | | 21 | 921 | |
| Cash and unspecified..... | 2,394 | 3,479 | 3,498 | 69 | 79 | 103 | 7,090 | 9,631 | 9,758 | 6,881 | 9,273 | 7,458 |
| Cash..... | 2,002 | 2,533 | | 65 | 70 | | 5,369 | 7,752 | | 5,592 | 8,498 | |
| Unspecified..... | 392 | 946 | | 4 | | | 1,631 | 1,879 | | 1,289 | 775 | |
| Colored farmers, total..... | 6,209 | 6,372 | 5,843 | 20 | 12 | 17 | 47,786 | 48,114 | 44,834 | 504 | 708 | 742 |
| Owners and managers..... | 3,700 | 4,037 | 3,367 | 10 | 9 | 7 | 31,146 | 32,408 | 26,804 | 411 | 555 | 542 |
| Owners..... | 3,549 | 3,950 | 3,262 | 9 | 8 | 5 | 30,949 | 32,228 | 26,566 | 409 | 558 | 534 |
| Owning entire farm..... | 3,091 | 3,301 | 2,891 | 8 | 6 | 4 | 25,520 | 26,820 | 22,943 | 366 | 437 | 480 |
| Hiring additional land..... | 458 | 649 | 371 | 1 | 2 | 1 | 5,429 | 5,408 | 3,623 | 87 | 7 | 54 |
| Managers..... | 151 | 87 | 105 | 1 | 1 | 2 | 107 | 180 | 238 | 8 | 7 | 8 |
| Tenants..... | 2,509 | 2,335 | 2,476 | 10 | 3 | 10 | 16,640 | 15,706 | 18,030 | 93 | 143 | 200 |
| Share and share-cash..... | 2,111 | 1,720 | 1,913 | 2 | | | 13,993 | 11,288 | 11,139 | 47 | 80 | 132 |
| Share..... | 2,105 | 1,685 | | 1 | | | 13,921 | 10,906 | | 46 | 78 | |
| Share-cash..... | 6 | 35 | | | | | 72 | 382 | | 1 | 2 | |
| Cash and unspecified..... | 398 | 615 | 563 | 8 | 3 | 10 | 2,647 | 4,418 | 6,891 | 46 | 63 | 68 |
| Cash..... | 304 | 405 | | 6 | 3 | | 2,247 | 3,661 | | 35 | 62 | |
| Unspecified..... | 94 | 210 | | 2 | | | 400 | 757 | | 11 | 1 | |

TABLE 12.—NUMBER OF FARMS, BY COLOR AND TENURE, BY DIVISIONS AND STATES: 1900 TO 1920—Continued.

[Share tenants include croppers reported in the Southern states in 1920, and cash tenants likewise include standing renters.]

| COLOR AND TENURE. | SOUTH ATLANTIC DIVISION—Continued. | | | | | | | | | | | |
|-----------------------------|------------------------------------|---------|---------|-----------------|--------|--------|----------|---------|---------|----------|--------|--------|
| | North Carolina. | | | South Carolina. | | | Georgia. | | | Florida. | | |
| | 1920 | 1910 | 1900 | 1920 | 1910 | 1900 | 1920 | 1910 | 1900 | 1920 | 1910 | 1900 |
| White farmers, total..... | 193,473 | 188,069 | 169,773 | 83,683 | 79,636 | 69,954 | 180,545 | 168,468 | 141,865 | 41,051 | 35,295 | 27,288 |
| Owners and managers..... | 129,931 | 124,921 | 113,988 | 45,620 | 44,710 | 41,321 | 87,529 | 84,226 | 78,548 | 33,895 | 29,275 | 23,349 |
| Owners..... | 129,099 | 123,877 | 113,052 | 44,965 | 43,978 | 40,447 | 86,081 | 82,930 | 77,154 | 32,167 | 28,101 | 22,432 |
| Owning entire farm..... | 115,482 | 106,560 | 101,828 | 41,811 | 39,446 | 37,513 | 80,891 | 75,909 | 72,883 | 30,352 | 20,312 | 21,002 |
| Hiring additional land..... | 13,117 | 17,317 | 11,224 | 3,154 | 4,532 | 2,934 | 5,190 | 7,021 | 4,271 | 1,815 | 1,789 | 1,430 |
| Managers..... | 832 | 1,044 | 936 | 555 | 732 | 874 | 1,448 | 1,296 | 1,394 | 1,728 | 1,174 | 917 |
| Tenants..... | 63,542 | 63,148 | 55,785 | 38,163 | 34,926 | 28,633 | 93,016 | 84,242 | 63,817 | 7,156 | 6,020 | 3,939 |
| Share and share-cash..... | 52,869 | 49,718 | 46,200 | 26,021 | 19,301 | 14,021 | 67,388 | 52,334 | 39,295 | 4,106 | 2,502 | 1,547 |
| Share..... | 52,565 | 48,006 | | 25,854 | 18,471 | | 67,160 | 51,040 | | 4,080 | 2,361 | |
| Share-cash..... | 304 | 1,112 | | 167 | 830 | | 226 | 1,294 | | 26 | 141 | |
| Cash and unspecified..... | 10,673 | 13,430 | 9,585 | 12,142 | 15,625 | 14,612 | 25,630 | 31,908 | 24,022 | 3,050 | 3,518 | 2,392 |
| Cash..... | 8,798 | 10,598 | | 11,457 | 13,610 | | 24,156 | 28,772 | | 2,631 | 2,547 | |
| Unspecified..... | 1,875 | 2,832 | | 685 | 2,015 | | 1,474 | 3,136 | | 419 | 971 | |
| Colored farmers, total..... | 76,290 | 65,656 | 54,864 | 109,010 | 96,798 | 85,401 | 130,187 | 122,559 | 82,826 | 12,954 | 14,721 | 13,526 |
| Owners and managers..... | 22,373 | 21,517 | 17,641 | 22,942 | 20,503 | 19,150 | 16,249 | 15,821 | 11,683 | 6,421 | 7,399 | 6,645 |
| Owners..... | 22,277 | 21,443 | 17,520 | 22,759 | 20,372 | 18,970 | 16,042 | 15,698 | 11,375 | 6,320 | 7,298 | 6,552 |
| Owning entire farm..... | 16,365 | 14,822 | 13,290 | 18,278 | 16,077 | 15,594 | 13,084 | 12,859 | 9,613 | 5,405 | 6,195 | 5,701 |
| Hiring additional land..... | 5,912 | 6,621 | 4,230 | 4,481 | 4,295 | 3,376 | 2,358 | 2,839 | 1,762 | 915 | 1,103 | 851 |
| Managers..... | 96 | 74 | 121 | 183 | 181 | 180 | 207 | 123 | 208 | 101 | 101 | 93 |
| Tenants..... | 53,917 | 44,139 | 37,223 | 86,068 | 76,295 | 66,251 | 113,938 | 106,738 | 71,243 | 6,533 | 7,322 | 6,881 |
| Share and share-cash..... | 46,367 | 32,530 | 26,892 | 59,712 | 35,065 | 23,817 | 75,501 | 56,259 | 36,515 | 2,888 | 2,017 | 1,384 |
| Share..... | 46,193 | 31,609 | | 59,358 | 34,189 | | 75,372 | 54,464 | | 2,879 | 1,871 | |
| Share-cash..... | 164 | 921 | | 354 | 1,496 | | 129 | 1,795 | | 7 | 146 | |
| Cash and unspecified..... | 7,560 | 11,609 | 10,331 | 20,356 | 40,630 | 42,434 | 38,437 | 50,470 | 34,728 | 3,647 | 5,305 | 5,497 |
| Cash..... | 7,118 | 10,110 | | 28,615 | 36,058 | | 37,004 | 46,451 | | 3,364 | 4,259 | |
| Unspecified..... | 442 | 1,499 | | 741 | 3,972 | | 773 | 4,028 | | 283 | 1,046 | |

| COLOR AND TENURE. | EAST SOUTH CENTRAL DIVISION. | | | | | | | | | | | |
|-----------------------------|------------------------------|---------|---------|------------|---------|---------|----------|---------|---------|--------------|---------|---------|
| | Kentucky. | | | Tennessee. | | | Alabama. | | | Mississippi. | | |
| | 1920 | 1910 | 1900 | 1920 | 1910 | 1900 | 1920 | 1910 | 1900 | 1920 | 1910 | 1900 |
| White farmers, total..... | 257,998 | 247,455 | 223,429 | 214,592 | 207,704 | 190,728 | 160,896 | 152,458 | 129,137 | 110,882 | 109,645 | 92,124 |
| Owners and managers..... | 174,942 | 165,356 | 152,137 | 138,996 | 134,200 | 123,975 | 90,501 | 87,441 | 80,164 | 68,928 | 67,759 | 61,871 |
| Owners..... | 174,008 | 164,403 | 150,594 | 138,242 | 133,425 | 122,771 | 89,887 | 86,847 | 79,362 | 68,131 | 67,040 | 61,048 |
| Owning entire farm..... | 165,026 | 144,366 | 137,015 | 121,661 | 112,341 | 110,809 | 81,885 | 74,580 | 70,676 | 63,680 | 61,370 | 58,076 |
| Hiring additional land..... | 18,982 | 20,037 | 13,579 | 16,581 | 21,084 | 11,962 | 8,002 | 12,267 | 8,686 | 4,451 | 5,670 | 2,972 |
| Managers..... | 934 | 953 | 1,543 | 754 | 775 | 1,204 | 614 | 594 | 802 | 797 | 719 | 823 |
| Tenants..... | 83,056 | 82,099 | 71,292 | 75,596 | 73,504 | 66,753 | 70,395 | 65,017 | 48,973 | 41,954 | 41,886 | 30,253 |
| Share and share-cash..... | 69,083 | 67,441 | 55,305 | 61,597 | 55,375 | 49,314 | 51,428 | 40,804 | 30,855 | 21,869 | 25,639 | 16,748 |
| Share..... | 66,959 | 64,163 | | 60,864 | 52,990 | | 61,209 | 39,665 | | 31,066 | 24,876 | |
| Share-cash..... | 2,124 | 3,278 | | 733 | 2,385 | | 219 | 1,139 | | 203 | 763 | |
| Cash and unspecified..... | 13,973 | 14,658 | 15,987 | 13,999 | 18,129 | 17,439 | 18,967 | 24,213 | 18,118 | 10,085 | 16,247 | 13,505 |
| Cash..... | 9,689 | 12,228 | | 10,518 | 16,398 | | 17,287 | 22,125 | | 8,668 | 14,533 | |
| Unspecified..... | 4,284 | 2,430 | | 3,481 | 1,731 | | 1,680 | 2,088 | | 1,417 | 1,714 | |
| Colored farmers, total..... | 12,628 | 11,730 | 11,238 | 38,182 | 38,308 | 33,895 | 95,203 | 110,443 | 94,083 | 161,219 | 164,737 | 128,679 |
| Owners and managers..... | 5,354 | 5,069 | 5,465 | 9,593 | 10,751 | 9,508 | 17,329 | 17,134 | 14,182 | 23,371 | 25,152 | 21,080 |
| Owners..... | 5,319 | 5,029 | 5,402 | 9,540 | 10,700 | 9,426 | 17,202 | 17,032 | 14,119 | 23,179 | 25,026 | 20,973 |
| Owning entire farm..... | 4,180 | 4,466 | 4,322 | 7,871 | 7,740 | 7,736 | 13,663 | 13,009 | 11,239 | 20,088 | 21,105 | 18,514 |
| Hiring additional land..... | 1,139 | 1,463 | 1,080 | 1,669 | 2,960 | 1,690 | 3,539 | 4,073 | 2,871 | 3,091 | 3,921 | 2,459 |
| Managers..... | 35 | 40 | 63 | 93 | 51 | 82 | 127 | 52 | 192 | 137 | 106 | 107 |
| Tenants..... | 7,274 | 5,761 | 5,773 | 28,289 | 27,557 | 24,387 | 77,874 | 93,309 | 79,901 | 137,848 | 139,605 | 107,699 |
| Share and share-cash..... | 6,793 | 5,159 | 4,984 | 20,474 | 15,756 | 13,478 | 36,678 | 28,976 | 23,689 | 106,598 | 101,328 | 50,405 |
| Share..... | 6,636 | 5,013 | | 20,371 | 15,257 | | 36,467 | 27,687 | | 103,493 | 78,272 | |
| Share-cash..... | 97 | 146 | | 103 | 499 | | 211 | 1,289 | | 3,105 | 3,056 | |
| Cash and unspecified..... | 481 | 602 | 789 | 7,815 | 11,801 | 10,909 | 41,196 | 64,333 | 56,212 | 31,250 | 58,277 | 57,194 |
| Cash..... | 240 | 473 | | 7,365 | 11,038 | | 40,407 | 61,235 | | 30,304 | 54,222 | |
| Unspecified..... | 241 | 129 | | 450 | 763 | | 789 | 3,098 | | 946 | 4,055 | |

| COLOR AND TENURE. | WEST SOUTH CENTRAL DIVISION. | | | | | | | | | | | |
|-----------------------------|------------------------------|---------|---------|------------|--------|--------|-----------|---------|--------|---------|---------|---------|
| | Arkansas. | | | Louisiana. | | | Oklahoma. | | | Texas. | | |
| | 1920 | 1910 | 1900 | 1920 | 1910 | 1900 | 1920 | 1910 | 1900 | 1920 | 1910 | 1900 |
| White farmers, total..... | 180,322 | 151,085 | 131,711 | 73,404 | 65,667 | 57,809 | 173,263 | 169,521 | 94,775 | 357,249 | 347,652 | 286,654 |
| Owners and managers..... | 97,915 | 92,704 | 85,533 | 47,004 | 48,137 | 39,278 | 84,579 | 74,378 | 50,519 | 180,051 | 176,852 | 156,969 |
| Owners..... | 97,274 | 91,937 | 84,794 | 46,268 | 42,264 | 38,323 | 83,729 | 74,254 | 50,018 | 177,671 | 174,631 | 154,500 |
| Owning entire farm..... | 85,171 | 76,006 | 75,028 | 42,422 | 38,991 | 36,564 | 61,784 | 54,965 | 43,676 | 152,034 | 150,837 | 136,393 |
| Hiring additional land..... | 12,103 | 15,931 | 9,166 | 3,846 | 3,273 | 1,759 | 21,945 | 19,289 | 6,343 | 25,637 | 23,794 | 18,107 |
| Managers..... | 641 | 717 | 739 | 736 | 873 | 955 | 88,850 | 824 | 402 | 2,380 | 2,251 | 2,469 |
| Tenants..... | 62,407 | 58,381 | 46,178 | 26,400 | 22,530 | 18,531 | 88,684 | 84,265 | 44,265 | 177,198 | 170,970 | 129,685 |
| Share and share-cash..... | 51,522 | 42,501 | 34,717 | 20,426 | 15,568 | 10,810 | 78,229 | 68,321 | 30,880 | 163,756 | 151,154 | 112,315 |
| Share..... | 49,970 | 40,971 | | 20,226 | 15,114 | | 69,429 | 65,107 | | 159,363 | 144,306 | |
| Share-cash..... | 1,552 | 1,530 | | 200 | 420 | | 8,800 | 3,714 | | 4,393 | 6,848 | |
| Cash and unspecified..... | 10,885 | 15,880 | 11,461 | 5,974 | 6,962 | 7,721 | 15,455 | 26,822 | 13,385 | 13,442 | 19,816 | 17,370 |
| Cash..... | 8,913 | 13,301 | | 5,484 | 5,703 | | 14,675 | 20,353 | | 10,172 | 12,440 | |
| Unspecified..... | 1,972 | 2,579 | | 490 | 1,199 | | 780 | 3,469 | | 3,270 | 7,376 | |
| Colored farmers, total..... | 72,282 | 63,593 | 46,883 | 69,059 | 54,879 | 58,160 | 18,725 | 20,671 | 13,225 | 78,784 | 69,918 | 65,536 |
| Owners and managers..... | 15,408 | 14,708 | 12,021 | 11,078 | 10,802 | 9,457 | 9,573 | 11,177 | 10,240 | 23,673 | 21,313 | 20,230 |
| Owners..... | 15,373 | 14,662 | 11,941 | 10,986 | 10,725 | 9,378 | 9,488 | 11,150 | 10,101 | 23,539 | 21,232 | 20,139 |
| Owning entire farm..... | 12,869 | 11,860 | 10,169 | 9,473 | 9,599 | 8,608 | 8,002 | 9,919 | 9,944 | 19,393 | 16,678 | 17,241 |
| Hiring additional land..... | 2,507 | 2,802 | 1,775 | 1,513 | 1,128 | 875 | 1,486 | 1,231 | 247 | 4,146 | 4,554 | 2,898 |
| Managers..... | 95 | 46 | 80 | 92 | 77 | 79 | 85 | 27 | 40 | 134 | 81 | 91 |
| Tenants..... | 56,814 | 48,885 | 34,962 | 50,981 | 44,077 | 48,703 | 9,152 | 9,494 | 2,985 | 55,111 | 48,605 | 45,303 |
| Share and share-cash..... | 47,199 | 39,082 | 19,120 | 42,575 | 34,504 | 27,602 | 8,037 | 7,497 | 2,467 | 52,234 | 42,238 | 36,866 |
| Share..... | 44,914 | 27,582 | | 41,582 | 33,596 | | 7,035 | 7,249 | | 51,650 | 40,447 | |
| Share-cash..... | 2,285 | 1,500 | | 903 | 908 | | 102 | 248 | | 575 | 1,791 | |
| Cash and unspecified..... | 9,615 | 19,803 | 15,842 | 8,400 | 9,573 | 21,201 | 11,115 | 1,097 | 618 | 2,877 | 6,367 | 8,440 |
| Cash..... | 9,258 | 17,104 | | 7, | | | | | | | | |

TABLE 12.—NUMBER OF FARMS, BY COLOR AND TENURE, BY DIVISIONS AND STATES: 1900 TO 1920—Continued.

[Share tenants include croppers reported in the Southern states in 1920, and cash tenants likewise include standing renters.]

| COLOR AND TENURE. | MOUNTAIN DIVISION. | | | | | | | | | | | |
|-----------------------------|--------------------|--------|--------|--------|--------|--------|----------|--------|-------|-----------|--------|--------|
| | Montana. | | | Idaho. | | | Wyoming. | | | Colorado. | | |
| | 1920 | 1910 | 1900 | 1920 | 1910 | 1900 | 1920 | 1910 | 1900 | 1920 | 1910 | 1900 |
| White farmers, total..... | 56,814 | 25,018 | 13,042 | 41,598 | 30,402 | 16,878 | 15,579 | 10,922 | 5,922 | 59,381 | 45,598 | 24,627 |
| Owners and managers..... | 50,178 | 22,700 | 11,841 | 35,042 | 27,276 | 15,374 | 13,657 | 10,028 | 5,470 | 45,917 | 37,813 | 19,081 |
| Owners..... | 49,286 | 22,198 | 11,362 | 34,284 | 26,826 | 15,017 | 13,280 | 9,718 | 5,026 | 45,043 | 36,527 | 18,181 |
| Owning entire farm..... | 37,491 | 20,359 | 10,177 | 29,948 | 24,604 | 14,211 | 10,563 | 5,617 | 3,850 | 35,339 | 32,016 | 15,818 |
| Hiring additional land..... | 11,795 | 1,839 | 1,185 | 4,336 | 2,222 | 806 | 2,717 | 1,101 | 1,176 | 9,704 | 4,511 | 2,363 |
| Managers..... | 889 | 1,502 | 470 | 4,758 | 450 | 357 | 377 | 310 | 444 | 874 | 786 | 383 |
| Tenants..... | 6,439 | 2,318 | 1,201 | 6,556 | 3,126 | 1,502 | 1,922 | 894 | 462 | 13,464 | 8,283 | 5,666 |
| Share and share-cash..... | 4,528 | 998 | 603 | 4,160 | 1,762 | 1,118 | 1,157 | 432 | 221 | 9,751 | 5,080 | 3,339 |
| Share..... | 4,398 | 947 | | 4,007 | 1,632 | | 1,114 | 405 | | 9,451 | 4,853 | |
| Share-cash..... | 160 | 51 | | 153 | 130 | | 43 | 27 | | 300 | 227 | |
| Cash and unspecified..... | 1,911 | 1,320 | 598 | 2,396 | 1,364 | 384 | 765 | 462 | 231 | 3,718 | 3,203 | 2,227 |
| Cash..... | 1,722 | 780 | | 1,972 | 764 | | 594 | 265 | | 3,212 | 2,191 | |
| Unspecified..... | 189 | 540 | | 424 | 600 | | 171 | 197 | | 501 | 1,012 | |
| Colored farmers, total..... | 1,068 | 1,198 | 328 | 508 | 405 | 595 | 169 | 65 | 173 | 553 | 574 | 78 |
| Owners and managers..... | 995 | 1,170 | 299 | 363 | 343 | 568 | 123 | 62 | 161 | 254 | 467 | 58 |
| Owners..... | 985 | 1,167 | 299 | 363 | 343 | 568 | 123 | 61 | 159 | 245 | 466 | 58 |
| Owning entire farm..... | 940 | 1,166 | 294 | 351 | 336 | 558 | 118 | 60 | 157 | 214 | 458 | 53 |
| Hiring additional land..... | 45 | 1 | 5 | 12 | 7 | 10 | 5 | 1 | 2 | 34 | 8 | 5 |
| Managers..... | 10 | 3 | | | | | | | | 6 | 1 | |
| Tenants..... | 68 | 26 | 29 | 145 | 62 | 27 | 46 | 3 | 12 | 299 | 107 | 15 |
| Share and share-cash..... | 30 | 5 | 3 | 17 | 8 | 5 | 11 | 2 | 12 | 128 | 66 | 12 |
| Share..... | 30 | 5 | | 16 | 7 | | 11 | 2 | | 124 | 60 | |
| Share-cash..... | | | | 1 | 1 | | | | | 4 | 6 | |
| Cash and unspecified..... | 38 | 21 | 26 | 128 | 54 | 22 | 35 | 1 | | 171 | 41 | 3 |
| Cash..... | 35 | 10 | | 117 | 43 | | 10 | | | 163 | 20 | |
| Unspecified..... | 3 | 11 | | 11 | 11 | | 25 | | | 8 | 21 | |

| COLOR AND TENURE. | MOUNTAIN DIVISION—Continued. | | | | | | | | | | | |
|-----------------------------|------------------------------|--------|--------|----------|-------|-------|--------|--------|--------|---------|-------|-------|
| | New Mexico. | | | Arizona. | | | Utah. | | | Nevada. | | |
| | 1920 | 1910 | 1900 | 1920 | 1910 | 1900 | 1920 | 1910 | 1900 | 1920 | 1910 | 1900 |
| White farmers, total..... | 27,989 | 33,528 | 10,893 | 9,329 | 6,024 | 4,008 | 25,248 | 21,400 | 19,144 | 2,944 | 2,528 | 2,011 |
| Owners and managers..... | 24,544 | 31,594 | 9,749 | 7,616 | 5,205 | 3,543 | 22,633 | 19,739 | 17,470 | 2,658 | 2,203 | 1,774 |
| Owners..... | 24,113 | 31,277 | 9,206 | 7,316 | 5,054 | 3,212 | 22,340 | 19,546 | 17,159 | 2,491 | 2,023 | 1,649 |
| Owning entire farm..... | 19,894 | 28,306 | 8,769 | 6,423 | 4,010 | 3,021 | 18,908 | 16,967 | 15,114 | 2,288 | 1,909 | 1,506 |
| Hiring additional land..... | 4,219 | 2,971 | 497 | 893 | 444 | 191 | 3,432 | 2,579 | 2,045 | 203 | 114 | 143 |
| Managers..... | 431 | 2,177 | 487 | 300 | 152 | 331 | 293 | 193 | 611 | 167 | 180 | 125 |
| Tenants..... | 3,425 | 1,934 | 1,144 | 1,713 | 815 | 483 | 2,615 | 1,661 | 1,674 | 286 | 325 | 237 |
| Share and share-cash..... | 2,289 | 1,272 | 876 | 898 | 288 | 185 | 1,399 | 829 | 1,202 | 119 | 101 | 89 |
| Share..... | 2,250 | 1,222 | | 871 | 270 | | 1,346 | 833 | | 117 | 94 | |
| Share-cash..... | 39 | 50 | | 27 | 18 | | 63 | 36 | | 7 | 7 | |
| Cash and unspecified..... | 1,136 | 662 | 268 | 815 | 530 | 278 | 1,216 | 732 | 472 | 167 | 224 | 151 |
| Cash..... | 834 | 436 | | 783 | 434 | | 1,032 | 448 | | 184 | 186 | |
| Unspecified..... | 252 | 226 | | 32 | 96 | | 184 | 284 | | 3 | 38 | |
| Colored farmers, total..... | 1,875 | 2,148 | 1,418 | 646 | 3,203 | 1,803 | 414 | 276 | 243 | 219 | 1,803 | 173 |
| Owners and managers..... | 1,645 | 2,125 | 1,408 | 558 | 3,160 | 1,777 | 242 | 217 | 204 | 209 | 153 | 161 |
| Owners..... | 1,643 | 2,121 | 1,408 | 553 | 3,149 | 1,773 | 239 | 216 | 204 | 208 | 152 | 160 |
| Owning entire farm..... | 1,639 | 2,111 | 1,407 | 547 | 3,149 | 1,773 | 226 | 209 | 198 | 205 | 152 | 160 |
| Hiring additional land..... | 4 | 10 | 1 | 6 | | | 13 | 7 | 6 | 3 | | |
| Managers..... | 2 | 4 | | 5 | 11 | 4 | 3 | 1 | | 1 | 1 | 1 |
| Tenants..... | 230 | 23 | 10 | 88 | 43 | 26 | 172 | 59 | 39 | 10 | 8 | 12 |
| Share and share-cash..... | 219 | 12 | 7 | 16 | 2 | 4 | 26 | 5 | 5 | 6 | 2 | 1 |
| Share..... | 219 | 11 | | 16 | 2 | | 23 | 4 | | 5 | 2 | |
| Share-cash..... | | 1 | | | | | 3 | 1 | | 1 | | |
| Cash and unspecified..... | 11 | 11 | 3 | 72 | 41 | 22 | 146 | 54 | 34 | 4 | 6 | 11 |
| Cash..... | 10 | 4 | | 70 | 32 | | 144 | 42 | | 4 | 5 | |
| Unspecified..... | 1 | 7 | | 2 | 9 | | 2 | 12 | | | 1 | |

| COLOR AND TENURE. | PACIFIC DIVISION. | | | | | | | | | | | |
|-----------------------------|-------------------|--------|--------|---------|--------|--------|-------------|--------|--------|-------|-------|-------|
| | Washington. | | | Oregon. | | | California. | | | | | |
| | 1920 | 1910 | 1900 | 1920 | 1910 | 1900 | 1920 | 1910 | 1900 | 1920 | 1910 | 1900 |
| White farmers, total..... | 65,022 | 55,067 | 32,112 | 49,633 | 44,875 | 35,286 | 111,184 | 85,119 | 70,935 | | | |
| Owners and managers..... | 53,343 | 47,754 | 27,425 | 40,413 | 38,167 | 29,018 | 91,137 | 69,040 | 54,983 | | | |
| Owners..... | 52,184 | 46,804 | 27,022 | 39,605 | 37,318 | 28,516 | 86,337 | 65,694 | 51,769 | | | |
| Owning entire farm..... | 44,355 | 41,046 | 23,537 | 32,989 | 32,515 | 24,503 | 74,801 | 55,621 | 43,604 | | | |
| Hiring additional land..... | 7,829 | 5,758 | 3,485 | 6,516 | 4,803 | 4,013 | 11,536 | 10,073 | 8,165 | | | |
| Managers..... | 1,159 | 950 | 403 | 908 | 339 | 502 | 4,800 | 3,355 | 3,224 | | | |
| Tenants..... | 11,679 | 7,313 | 4,687 | 9,220 | 6,718 | 6,268 | 20,047 | 16,070 | 15,942 | | | |
| Share and share-cash..... | 6,094 | 3,629 | 2,416 | 4,330 | 3,134 | 3,689 | 8,987 | 6,407 | 7,635 | | | |
| Share..... | 5,816 | 3,429 | | 4,054 | 2,890 | | 8,317 | 5,736 | | | | |
| Share-cash..... | 268 | 197 | | 276 | 244 | | 670 | 671 | | | | |
| Cash and unspecified..... | 5,595 | 3,087 | 2,271 | 4,890 | 3,584 | 2,579 | 11,060 | 9,663 | 8,407 | | | |
| Cash..... | 5,144 | 2,769 | | 4,307 | 2,941 | | 10,594 | 8,210 | | | | |
| Unspecified..... | 451 | 888 | | 583 | 643 | | 466 | 1,453 | | | | |
| Colored farmers, total..... | 1,266 | 1,125 | 1,090 | 573 | 627 | 551 | 6,486 | 3,078 | 1,607 | | | |
| Owners and managers..... | 526 | 712 | 1,000 | 366 | 486 | 453 | 1,392 | 1,000 | 789 | | | |
| Owners..... | 517 | 701 | 998 | 358 | 478 | 447 | 1,243 | 933 | 790 | | | |
| Owning entire farm..... | 477 | 683 | 984 | 311 | 407 | 299 | 1,061 | 879 | 714 | | | |
| Hiring additional land..... | 40 | 18 | 14 | 47 | 11 | 8 | 159 | 62 | 48 | | | |
| Managers..... | 9 | 11 | | 8 | 6 | | 6 | | | | | |
| Tenants..... | 740 | 413 | 90 | 207 | 141 | 98 | 5,094 | 2,078 | 813 | | | |
| Share and share-cash..... | 36 | 88 | 20 | 124 | 38 | 40 | 1,398 | 432 | 151 | | | |
| Share..... | 35 | 30 | | 122 | 37 | | 1,326 | 399 | | | | |
| Share-cash..... | 1 | 58 | | 2 | 1 | | 72 | 33 | | | | |
| Cash and unspecified..... | 704 | 325 | 70 | 83 | 103 | 58 | 3,696 | 1,646 | 667 | | | |
| Cash..... | 686 | 290 | | 75 | 99 | | 3,636 | 1,527 | | | | |
| Unspecified..... | 18 | 35 | | 8 | 7 | | 60 | 119 | | | | |

TABLE 13.—PER CENT DISTRIBUTION OF WHITE AND COLORED FARMERS, BY TENURE, BY DIVISIONS AND STATES: 1900 TO 1920.

[All percentages based on Table 12.]

| DIVISION AND STATE. | WHITE FARMERS. | | | | | | | | | COLORED FARMERS. | | | | | | | | |
|------------------------------|----------------|------|------|-----------|------|------|----------|------|------|------------------|------|------|-----------|-------|-------|----------|------|------|
| | Owners. | | | Managers. | | | Tenants. | | | Owners. | | | Managers. | | | Tenants. | | |
| | 1920 | 1910 | 1900 | 1920 | 1910 | 1900 | 1920 | 1910 | 1900 | 1920 | 1910 | 1900 | 1920 | 1910 | 1900 | 1920 | 1910 | 1900 |
| United States | 67.1 | 68.1 | 69.4 | 1.2 | 1.0 | 1.2 | 31.7 | 30.8 | 29.5 | 24.6 | 28.2 | 26.9 | 0.2 | 0.2 | 0.2 | 75.2 | 73.6 | 72.9 |
| GEOGRAPHIC DIVISIONS: | | | | | | | | | | | | | | | | | | |
| New England..... | 89.5 | 89.2 | 88.2 | 3.1 | 2.8 | 2.5 | 7.4 | 7.9 | 9.3 | 80.4 | 79.2 | 76.9 | 6.6 | 5.6 | 4.4 | 12.9 | 15.2 | 18.7 |
| Middle Atlantic..... | 77.0 | 75.8 | 73.0 | 2.3 | 1.9 | 1.7 | 20.7 | 22.3 | 25.3 | 63.5 | 72.1 | 68.8 | 5.9 | 3.7 | 3.0 | 30.7 | 24.2 | 28.2 |
| East North Central..... | 70.7 | 72.0 | 72.8 | 1.2 | 1.0 | 1.0 | 28.1 | 27.0 | 26.2 | 68.9 | 68.4 | 64.2 | 1.6 | 1.3 | 0.7 | 29.5 | 30.3 | 35.0 |
| West North Central..... | 64.8 | 68.3 | 69.6 | 1.0 | 0.8 | 0.8 | 34.2 | 30.9 | 29.7 | 70.5 | 74.7 | 70.3 | 1.2 | 0.8 | 0.7 | 28.3 | 24.5 | 29.1 |
| South Atlantic..... | 65.1 | 65.0 | 65.7 | 1.1 | 1.0 | 1.2 | 33.8 | 34.0 | 33.1 | 26.7 | 28.7 | 29.5 | 0.2 | 0.2 | 0.3 | 73.0 | 71.1 | 70.2 |
| East South Central..... | 63.2 | 63.0 | 65.1 | 0.4 | 0.4 | 0.7 | 36.4 | 36.6 | 34.2 | 18.1 | 18.1 | 18.6 | 0.1 | 0.1 | 0.1 | 81.8 | 81.9 | 81.2 |
| West South Central..... | 53.0 | 52.2 | 57.4 | 0.6 | 0.6 | 0.8 | 46.4 | 47.2 | 41.8 | 25.6 | 27.6 | 28.1 | 0.2 | 0.1 | 0.2 | 74.2 | 72.3 | 71.8 |
| Mountain..... | 83.0 | 87.3 | 83.8 | 1.7 | 1.6 | 3.5 | 15.3 | 11.0 | 12.7 | 80.1 | 95.6 | 96.3 | 0.5 | 0.3 | 0.1 | 19.4 | 4.1 | 3.5 |
| Pacific..... | 78.8 | 81.0 | 77.6 | 3.0 | 2.8 | 3.0 | 18.1 | 16.3 | 19.4 | 25.4 | 43.8 | 67.9 | 2.0 | 1.7 | 1.1 | 72.6 | 54.5 | 31.0 |
| NEW ENGLAND: | | | | | | | | | | | | | | | | | | |
| Maine..... | 94.2 | 94.1 | 93.8 | 1.6 | 1.7 | 1.5 | 4.2 | 4.3 | 4.7 | 100.0 | 86.2 | 93.1 | | 3.4 | 3.4 | | 10.3 | 3.4 |
| New Hampshire..... | 90.7 | 90.5 | 90.2 | 2.7 | 2.5 | 2.4 | 6.7 | 6.9 | 7.4 | 85.7 | 80.0 | 80.0 | 7.1 | 6.7 | | 7.1 | 13.3 | 20.0 |
| Vermont..... | 86.4 | 85.8 | 83.6 | 1.9 | 1.9 | 1.9 | 11.6 | 12.3 | 14.6 | 75.0 | 85.0 | 87.5 | 10.7 | 5.0 | | 14.3 | 10.0 | 12.5 |
| Massachusetts..... | 87.8 | 86.9 | 86.4 | 5.1 | 5.1 | 4.1 | 7.2 | 8.1 | 9.5 | 88.4 | 87.9 | 80.9 | 5.8 | 3.2 | 3.6 | 5.8 | 8.9 | 15.5 |
| Rhode Island..... | 79.5 | 77.3 | 76.2 | 5.0 | 4.8 | 3.8 | 16.5 | 17.9 | 20.1 | 70.0 | 70.7 | 57.1 | 5.0 | | 3.6 | 25.0 | 29.3 | 39.3 |
| Connecticut..... | 86.9 | 86.7 | 84.3 | 4.7 | 3.5 | 2.9 | 8.4 | 9.8 | 12.8 | 68.0 | 69.9 | 72.5 | 8.0 | 10.6 | 6.4 | 24.0 | 19.5 | 21.1 |
| MIDDLE ATLANTIC: | | | | | | | | | | | | | | | | | | |
| New York..... | 78.5 | 77.3 | 74.4 | 2.3 | 1.9 | 1.7 | 19.2 | 20.8 | 23.9 | 78.0 | 86.0 | 81.4 | 4.5 | 1.5 | 1.7 | 17.5 | 12.5 | 16.9 |
| New Jersey..... | 74.1 | 72.3 | 67.7 | 3.3 | 3.1 | 2.5 | 22.6 | 24.6 | 29.8 | 53.3 | 55.7 | 59.6 | 3.7 | 5.7 | 4.0 | 43.0 | 33.7 | 36.4 |
| Pennsylvania..... | 75.9 | 74.9 | 72.4 | 2.2 | 1.8 | 1.6 | 21.9 | 23.3 | 26.0 | 57.9 | 62.5 | 59.4 | 10.0 | 5.7 | 3.9 | 32.2 | 31.9 | 36.7 |
| EAST NORTH CENTRAL: | | | | | | | | | | | | | | | | | | |
| Ohio..... | 69.4 | 70.6 | 71.4 | 1.2 | 1.0 | 1.2 | 29.4 | 28.4 | 27.4 | 65.2 | 67.3 | 62.9 | 2.2 | 1.4 | 1.4 | 32.6 | 31.2 | 35.7 |
| Indiana..... | 66.9 | 68.9 | 70.5 | 1.1 | 1.1 | 1.0 | 31.9 | 30.0 | 28.5 | 53.5 | 58.6 | 56.7 | 2.4 | 1.9 | 0.8 | 44.1 | 39.5 | 42.5 |
| Illinois..... | 55.9 | 57.6 | 60.1 | 1.4 | 0.9 | 0.7 | 42.7 | 41.4 | 39.2 | 59.8 | 55.4 | 48.8 | 1.0 | 1.3 | 0.3 | 39.2 | 43.4 | 50.8 |
| Michigan..... | 81.2 | 83.3 | 83.1 | 1.2 | 0.9 | 1.1 | 17.7 | 15.8 | 15.8 | 76.8 | 83.0 | 81.8 | 1.2 | 1.0 | 0.3 | 22.0 | 16.1 | 17.9 |
| Wisconsin..... | 84.3 | 85.2 | 85.6 | 1.3 | 0.8 | 0.8 | 14.4 | 13.9 | 13.6 | 94.7 | 92.9 | 95.8 | 0.5 | 0.7 | | 4.8 | 6.4 | 4.2 |
| WEST NORTH CENTRAL: | | | | | | | | | | | | | | | | | | |
| Minnesota..... | 74.4 | 78.2 | 82.0 | 0.9 | 0.8 | 0.7 | 24.7 | 21.0 | 17.3 | 85.5 | 66.2 | 94.4 | 0.5 | 0.7 | 1.3 | 14.0 | 33.1 | 4.3 |
| Iowa..... | 67.1 | 61.3 | 64.4 | 1.2 | 0.9 | 0.7 | 41.7 | 37.8 | 34.9 | 67.9 | 67.7 | 59.0 | 0.9 | 1.0 | 1.8 | 31.2 | 31.3 | 39.2 |
| Missouri..... | 70.5 | 69.5 | 69.1 | 0.8 | 0.7 | 0.6 | 28.7 | 29.8 | 30.2 | 58.2 | 57.5 | 53.7 | 1.7 | 1.1 | 0.7 | 40.1 | 41.4 | 45.6 |
| North Dakota..... | 73.2 | 84.9 | 90.1 | 1.1 | 0.7 | 1.1 | 25.7 | 14.5 | 8.8 | 86.4 | 97.8 | 99.2 | 0.4 | 0.3 | | 13.3 | 1.9 | 0.8 |
| South Dakota..... | 63.5 | 73.8 | 76.5 | 1.1 | 0.6 | 1.0 | 35.5 | 25.6 | 22.5 | 90.9 | 97.4 | 98.9 | 0.6 | 0.2 | 0.4 | 8.5 | 2.3 | 0.7 |
| Nebraska..... | 56.0 | 61.0 | 62.1 | 1.1 | 0.8 | 0.9 | 43.0 | 38.2 | 36.9 | 66.1 | 79.9 | 83.6 | 1.0 | 0.2 | 1.2 | 32.8 | 19.9 | 15.2 |
| Kansas..... | 58.7 | 62.5 | 63.8 | 0.9 | 0.7 | 1.0 | 40.4 | 36.8 | 35.2 | 64.1 | 64.9 | 60.0 | 1.5 | 1.2 | 0.9 | 34.5 | 33.8 | 39.1 |
| SOUTH ATLANTIC: | | | | | | | | | | | | | | | | | | |
| Delaware..... | 61.0 | 58.2 | 49.0 | 1.4 | 1.1 | 1.3 | 37.6 | 40.7 | 49.7 | 40.7 | 44.0 | 40.6 | 1.5 | 1.7 | 1.8 | 57.8 | 54.2 | 57.6 |
| Maryland..... | 70.2 | 69.5 | 65.4 | 2.7 | 2.1 | 2.4 | 27.2 | 28.4 | 32.3 | 57.2 | 62.0 | 55.8 | 2.4 | 1.4 | 1.8 | 40.4 | 36.6 | 42.4 |
| District of Columbia..... | 49.5 | 53.7 | 50.8 | 9.8 | 6.8 | 7.1 | 40.3 | 39.5 | 42.1 | 45.0 | 66.7 | 29.4 | 5.0 | 8.3 | 11.8 | 50.0 | 25.0 | 58.8 |
| Virginia..... | 76.1 | 74.6 | 71.2 | 1.4 | 1.1 | 1.5 | 22.5 | 24.3 | 27.3 | 64.8 | 67.0 | 59.3 | 0.4 | 0.4 | 0.5 | 34.8 | 32.6 | 40.2 |
| West Virginia..... | 82.6 | 78.6 | 77.1 | 1.2 | 0.9 | 1.1 | 16.1 | 20.5 | 21.8 | 80.0 | 78.8 | 72.0 | 1.6 | 1.0 | 1.1 | 18.5 | 20.2 | 27.0 |
| North Carolina..... | 66.7 | 65.9 | 66.6 | 0.4 | 0.6 | 0.6 | 32.8 | 33.6 | 32.0 | 29.2 | 32.7 | 31.9 | 0.1 | 0.1 | 0.2 | 70.7 | 67.2 | 67.8 |
| South Carolina..... | 53.7 | 55.2 | 57.8 | 0.7 | 0.9 | 1.2 | 45.6 | 43.9 | 40.9 | 20.9 | 21.0 | 22.2 | 0.2 | 0.1 | 0.2 | 79.0 | 78.8 | 77.6 |
| Georgia..... | 47.7 | 49.2 | 54.4 | 0.8 | 0.8 | 1.0 | 51.5 | 50.0 | 44.6 | 12.3 | 12.8 | 13.7 | 0.2 | 0.1 | 0.3 | 87.5 | 87.1 | 86.0 |
| Florida..... | 78.4 | 79.6 | 82.2 | 4.2 | 3.3 | 3.4 | 17.4 | 17.1 | 14.4 | 48.8 | 49.6 | 48.4 | 0.8 | 0.7 | 0.7 | 50.4 | 49.7 | 50.9 |
| EAST SOUTH CENTRAL: | | | | | | | | | | | | | | | | | | |
| Kentucky..... | 67.4 | 66.4 | 67.4 | 0.4 | 0.4 | 0.7 | 32.2 | 33.2 | 31.9 | 42.1 | 50.5 | 48.1 | 0.3 | 0.3 | 0.6 | 57.6 | 49.1 | 51.4 |
| Tennessee..... | 64.4 | 64.2 | 64.4 | 0.4 | 0.4 | 0.6 | 35.2 | 35.4 | 35.0 | 25.3 | 27.9 | 27.3 | 0.1 | 0.1 | 0.2 | 74.1 | 71.9 | 71.9 |
| Alabama..... | 55.9 | 57.0 | 61.5 | 0.4 | 0.4 | 0.6 | 43.8 | 42.6 | 37.9 | 18.1 | 15.5 | 15.0 | 0.1 | (?) | 0.1 | 81.8 | 84.5 | 84.9 |
| Mississippi..... | 61.4 | 61.1 | 66.3 | 0.7 | 0.7 | 0.9 | 37.8 | 38.2 | 32.8 | 14.4 | 15.2 | 16.3 | 0.1 | 0.1 | 0.1 | 85.5 | 84.7 | 83.6 |
| WEST SOUTH CENTRAL: | | | | | | | | | | | | | | | | | | |
| Arkansas..... | 60.7 | 60.9 | 64.4 | 0.4 | 0.5 | 0.6 | 38.9 | 38.6 | 35.1 | 21.3 | 23.1 | 25.4 | 0.1 | 0.1 | 0.2 | 78.6 | 76.9 | 74.4 |
| Louisiana..... | 63.0 | 64.4 | 66.3 | 1.0 | 1.3 | 1.7 | 36.0 | 34.3 | 32.1 | 17.7 | 19.5 | 16.1 | 0.1 | 0.1 | 0.1 | 82.1 | 80.3 | 83.7 |
| Oklahoma..... | 48.3 | 43.8 | 52.8 | 0.5 | 0.4 | 0.5 | 51.2 | 55.8 | 46.7 | 50.7 | 53.9 | 77.1 | 0.5 | 0.1 | 0.4 | 48.9 | 45.9 | 22.6 |
| Texas..... | 49.7 | 50.2 | 53.9 | 0.7 | 0.6 | 0.9 | 40.6 | 49.2 | 45.2 | 29.9 | 30.4 | 30.7 | 0.2 | 0.1 | 0.1 | 70.0 | 69.5 | 69.1 |
| MOUNTAIN: | | | | | | | | | | | | | | | | | | |
| Montana..... | 87.1 | 88.7 | 87.1 | 1.6 | 2.0 | 3.7 | 11.4 | 9.3 | 9.2 | 92.7 | 97.6 | 91.2 | 0.9 | 0.3 | | 6.4 | 2.2 | 8.8 |
| Idaho..... | 82.4 | 88.2 | 89.0 | 1.8 | 1.5 | 2.1 | 15.8 | 10.3 | 8.9 | 71.5 | 84.7 | 95.5 | | | | 28.5 | 15.3 | 4.5 |
| Wyoming..... | 85.2 | 89.0 | 84.9 | 2.4 | 2.8 | 7.5 | 12.3 | 8.2 | 7.6 | 72.8 | 93.8 | 91.9 | | 1.5 | 1.2 | 27.2 | 4.6 | 6.9 |
| Colorado..... | 75.9 | 80.1 | 73.8 | 1.5 | 1.7 | 3.6 | 22.7 | 18.2 | 22.0 | 44.8 | 81.2 | 79.5 | 1.1 | 0.2 | | 54.1 | 18.6 | 20.5 |
| New Mexico..... | 86.2 | 93.3 | 85.1 | 1.5 | 0.9 | 4.4 | 12.2 | 5.8 | 10.5 | 87.6 | 98.7 | 99.3 | 0.1 | 0.2 | | 12.3 | 1.1 | 0.7 |
| Arizona..... | 78.4 | 83.9 | 80.2 | 3.2 | 2.5 | 8.3 | 18.4 | 13.6 | 11.6 | 85.6 | 98.3 | 98.3 | 0.8 | 0.3 | 0.2 | 13.6 | 1.3 | 1.4 |
| Utah..... | 88.5 | 91.3 | 89.6 | 1.2 | 0.9 | 1.6 | 10.4 | 7.8 | 8.7 | 57.7 | 78.3 | 84.0 | 0.7 | 0.4 | | 41.5 | 21.4 | 16.0 |
| Nevada..... | 84.6 | 80.0 | 82.0 | 5.7 | 7.1 | 6.2 | 9.7 | 12.9 | 11.8 | 95.0 | 94.4 | 92.5 | 0.5 | 0.6 | 0.6 | 4.6 | 5.0 | 6.9 |
| PACIFIC: | | | | | | | | | | | | | | | | | | |
| Washington..... | 80.3 | 85.0 | 84.1 | 1.8 | 1.7 | 1.3 | 18.0 | 13.3 | 14.6 | 40.8 | 62.3 | 91.6 | 0.7 | 1.0 | 0.2 | 58.5 | 36.7 | |

TABLE 14.—ACREAGE OF ALL LAND IN FARMS, AND ACREAGE OF IMPROVED LAND, WITH PERCENTAGES AND AVERAGES, BY COLOR AND TENURE, BY DIVISIONS: 1920 AND 1910.

[Figures for states (showing owners, managers, and tenants only) in Table 15. A minus sign (-) denotes decrease.]

| DIVISION AND COLOR AND TENURE. | ALL LAND IN FARMS (ACRES). | | | | IMPROVED LAND IN FARMS (ACRES). | | | | PER CENT OF FARM LAND IMPROVED. | | AVERAGE ACREAGE PER FARM. | | | | PER CENT DISTRIBUTION. | | | |
|--------------------------------|----------------------------|-------------|------------|-----------|---------------------------------|-------------|------------|-----------|---------------------------------|------|---------------------------|-------|----------------|-------|------------------------|-------|----------------|-------|
| | 1920 | 1910 | Increase. | | 1920 | 1910 | Increase. | | 1920 | 1910 | All land. | | Improved land. | | All land. | | Improved land. | |
| | | | Amount. | Per cent. | | | Amount. | Per cent. | | | 1920 | 1910 | 1920 | 1910 | 1920 | 1910 | 1920 | 1910 |
| UNITED STATES. | | | | | | | | | | | | | | | | | | |
| White farmers, total..... | 910,939,194 | 832,168,020 | 78,773,174 | 9.5 | 473,774,566 | 449,418,265 | 24,356,301 | 5.4 | 52.0 | 54.0 | 165.7 | 153.0 | 86.2 | 82.6 | 100.0 | 100.0 | 100.0 | 100.0 |
| Owners..... | 620,070,823 | 570,478,154 | 40,592,669 | 7.0 | 306,029,220 | 301,504,138 | 4,525,082 | 1.5 | 49.4 | 52.0 | 108.0 | 156.3 | 82.9 | 81.3 | 68.1 | 69.6 | 64.6 | 67.1 |
| Owning entire farm..... | 447,244,925 | 448,961,809 | -1,716,884 | -0.4 | 228,667,878 | 227,265,911 | 1,401,967 | 0.6 | 51.1 | 50.6 | 140.9 | 142.1 | 72.0 | 71.9 | 49.1 | 54.0 | 48.3 | 50.6 |
| Hiring additional land..... | 172,825,898 | 130,516,345 | 42,309,553 | 32.4 | 77,361,342 | 74,238,227 | 3,123,115 | 4.2 | 44.8 | 56.9 | 333.8 | 238.0 | 149.4 | 135.4 | 19.0 | 15.7 | 16.3 | 16.5 |
| Managers..... | 53,053,478 | 53,304,976 | 348,502 | 0.7 | 13,009,436 | 12,100,563 | 842,873 | 6.9 | 24.2 | 22.8 | 810.2 | 942.5 | 106.4 | 215.1 | 5.9 | 6.4 | 2.7 | 2.7 |
| Tenants..... | 237,214,893 | 190,382,890 | 37,832,003 | 19.0 | 154,735,910 | 135,747,564 | 18,988,346 | 14.0 | 65.2 | 68.1 | 136.3 | 118.9 | 88.9 | 81.0 | 26.0 | 24.0 | 32.7 | 30.2 |
| Share and share-cash..... | 166,363,225 | 128,420,913 | 37,933,312 | 29.5 | 118,078,937 | 94,518,307 | 23,560,630 | 24.9 | 71.0 | 73.6 | 129.6 | 112.6 | 92.0 | 82.9 | 18.3 | 15.4 | 24.9 | 21.0 |
| Cash and unspecified..... | 70,851,668 | 70,952,977 | -101,309 | -0.1 | 36,656,973 | 41,229,257 | -4,572,284 | -11.1 | 51.7 | 58.1 | 155.0 | 132.3 | 80.2 | 76.9 | 7.8 | 8.5 | 7.7 | 9.2 |
| Colored farmers, total..... | 44,944,621 | 46,632,305 | -1,687,784 | -3.6 | 29,298,441 | 29,033,485 | 264,956 | 0.9 | 65.2 | 62.3 | 47.3 | 50.6 | 30.8 | 31.5 | 100.0 | 100.0 | 100.0 | 100.0 |
| Owners..... | 16,704,192 | 19,070,463 | -2,372,271 | -12.4 | 8,078,263 | 8,340,283 | -268,020 | -3.2 | 48.4 | 43.8 | 71.6 | 79.1 | 34.6 | 34.0 | 37.2 | 40.9 | 27.6 | 28.7 |
| Owning entire farm..... | 14,005,208 | 15,961,506 | -1,956,298 | -12.3 | 6,509,586 | 6,542,680 | -33,100 | -0.5 | 46.5 | 41.0 | 72.8 | 81.5 | 33.8 | 33.4 | 31.2 | 34.2 | 22.2 | 23.5 |
| Hiring additional land..... | 2,698,984 | 3,114,957 | -415,973 | -13.4 | 1,568,677 | 1,803,597 | -234,920 | -13.0 | 58.1 | 57.9 | 60.1 | 68.6 | 38.4 | 39.7 | 6.0 | 6.7 | 5.4 | 6.2 |
| Managers..... | 475,670 | 425,880 | 49,790 | 11.7 | 201,563 | 147,452 | 54,111 | 36.7 | 42.4 | 34.6 | 213.7 | 275.8 | 90.5 | 95.5 | 1.1 | 0.9 | 0.7 | 0.5 |
| Tenants..... | 27,764,650 | 27,129,953 | 634,697 | 2.3 | 21,018,615 | 20,539,750 | 478,865 | 2.3 | 75.7 | 75.7 | 88.9 | 40.0 | 20.4 | 30.3 | 61.8 | 58.2 | 71.7 | 70.7 |
| Share and share-cash..... | 18,693,754 | 14,013,673 | 4,680,081 | 33.4 | 14,734,120 | 11,143,354 | 3,590,766 | 32.2 | 78.8 | 79.5 | 35.7 | 36.1 | 28.2 | 28.7 | 41.9 | 30.1 | 50.3 | 38.4 |
| Cash and unspecified..... | 9,070,896 | 13,116,280 | -4,045,384 | -30.8 | 6,284,495 | 9,396,396 | -3,111,901 | -33.1 | 69.3 | 71.6 | 47.5 | 45.2 | 32.9 | 32.4 | 20.2 | 28.1 | 21.4 | 32.4 |
| GEOGRAPHIC DIVISIONS. | | | | | | | | | | | | | | | | | | |
| NEW ENGLAND. | | | | | | | | | | | | | | | | | | |
| White farmers, total..... | 16,969,976 | 19,698,623 | -2,728,647 | -13.9 | 6,107,456 | 7,248,822 | -1,141,366 | -15.7 | 36.0 | 36.8 | 108.6 | 104.5 | 39.1 | 38.5 | 100.0 | 100.0 | 100.0 | 100.0 |
| Owners..... | 14,693,218 | 17,077,699 | -2,384,481 | -14.0 | 5,275,353 | 6,255,311 | -979,958 | -15.7 | 35.9 | 36.6 | 105.0 | 101.6 | 37.7 | 37.2 | 86.6 | 86.7 | 86.4 | 86.3 |
| Owning entire farm..... | 13,861,474 | 16,243,208 | -2,381,734 | -14.7 | 4,958,441 | 5,930,938 | -981,557 | -16.5 | 35.8 | 36.6 | 108.7 | 100.1 | 37.1 | 36.6 | 81.7 | 82.5 | 81.2 | 81.9 |
| Hiring additional land..... | 831,744 | 834,491 | -2,747 | -0.3 | 316,912 | 315,313 | 1,599 | 0.5 | 38.1 | 37.8 | 131.8 | 142.5 | 50.2 | 53.9 | 4.9 | 4.2 | 5.2 | 4.3 |
| Managers..... | 976,421 | 1,085,389 | -108,968 | -10.0 | 321,871 | 370,001 | -48,130 | -14.4 | 33.0 | 34.6 | 204.1 | 202.5 | 67.3 | 70.1 | 5.8 | 5.5 | 6.3 | 5.2 |
| Tenants..... | 1,800,337 | 1,535,635 | 264,702 | 17.3 | 510,232 | 617,510 | -107,278 | -17.4 | 39.2 | 40.2 | 112.4 | 162.6 | 44.1 | 41.3 | 7.7 | 7.8 | 8.4 | 8.5 |
| Share and share-cash..... | 444,149 | 474,224 | -30,075 | -6.3 | 200,890 | 204,442 | -3,552 | -1.7 | 45.2 | 43.1 | 159.4 | 168.0 | 72.1 | 72.4 | 2.6 | 2.4 | 3.3 | 2.8 |
| Cash and unspecified..... | 856,188 | 1,061,311 | -205,123 | -19.3 | 309,342 | 413,068 | -103,726 | -25.1 | 36.1 | 38.9 | 97.5 | 87.4 | 35.2 | 34.0 | 5.0 | 5.4 | 6.1 | 5.7 |
| Colored farmers, total..... | 20,666 | 16,368 | 4,298 | 26.7 | 7,145 | 6,082 | 1,063 | 17.5 | 34.6 | 37.3 | 77.3 | 47.7 | 28.4 | 17.8 | 100.0 | 100.0 | 100.0 | 100.0 |
| Owners..... | 11,318 | 11,426 | -108 | -0.9 | 4,308 | 4,533 | -227 | -5.0 | 38.0 | 39.7 | 51.9 | 42.2 | 19.8 | 16.7 | 64.8 | 70.1 | 60.3 | 74.5 |
| Owning entire farm..... | 10,979 | 11,192 | -213 | -1.9 | 4,130 | 4,405 | -275 | -6.2 | 37.6 | 39.4 | 52.8 | 43.5 | 19.9 | 17.1 | 63.1 | 68.6 | 57.8 | 72.4 |
| Hiring additional land..... | 339 | 234 | 105 | 44.9 | 176 | 128 | 48 | 37.5 | 51.9 | 54.7 | 33.9 | 16.7 | 17.6 | 9.1 | 1.6 | 1.4 | 2.5 | 2.1 |
| Managers..... | 4,005 | 2,074 | 1,931 | 93.1 | 1,275 | 403 | 872 | 216.4 | 31.8 | 19.4 | 222.5 | 100.2 | 70.8 | 21.2 | 19.4 | 12.7 | 17.8 | 6.6 |
| Tenants..... | 5,343 | 2,808 | 2,535 | 90.3 | 1,564 | 1,146 | 418 | 36.5 | 20.3 | 40.8 | 152.7 | 54.0 | 44.7 | 22.0 | 25.9 | 17.2 | 21.0 | 18.8 |
| Share and share-cash..... | 3,349 | 698 | 2,651 | 879.8 | 990 | 279 | 711 | 254.8 | 20.0 | 40.0 | 478.4 | 139.8 | 141.4 | 55.8 | 16.2 | 4.3 | 13.9 | 4.6 |
| Cash and unspecified..... | 1,994 | 2,110 | -116 | -5.5 | 674 | 867 | -193 | -33.8 | 28.8 | 41.1 | 71.2 | 44.0 | 20.5 | 18.4 | 9.6 | 12.9 | 8.0 | 14.3 |
| MIDDLE ATLANTIC. | | | | | | | | | | | | | | | | | | |
| White farmers, total..... | 40,476,772 | 43,078,966 | -2,602,194 | -6.0 | 26,499,833 | 29,250,638 | -2,750,805 | -9.4 | 65.5 | 67.9 | 95.6 | 92.4 | 62.6 | 62.7 | 100.0 | 100.0 | 100.0 | 100.0 |
| Owners..... | 28,969,267 | 30,212,603 | -1,243,336 | -4.1 | 18,745,081 | 20,246,673 | -1,501,592 | -7.4 | 64.7 | 67.0 | 88.8 | 85.4 | 57.5 | 57.3 | 71.6 | 70.1 | 70.7 | 69.2 |
| Owning entire farm..... | 26,221,913 | 27,018,460 | -796,547 | -2.9 | 16,939,511 | 18,025,475 | -1,085,964 | -6.0 | 64.6 | 66.7 | 80.3 | 82.3 | 55.8 | 54.9 | 64.8 | 62.7 | 63.9 | 61.6 |
| Hiring additional land..... | 2,747,354 | 3,194,043 | -446,689 | -14.0 | 1,805,570 | 2,221,198 | -415,628 | -18.7 | 65.7 | 69.5 | 122.6 | 125.3 | 80.0 | 87.2 | 6.8 | 7.4 | 6.8 | 7.6 |
| Managers..... | 1,913,201 | 1,707,010 | 206,191 | 12.1 | 1,020,914 | 905,549 | 115,365 | 12.7 | 53.4 | 53.0 | 196.0 | 189.7 | 104.0 | 100.6 | 4.7 | 4.0 | 3.9 | 3.1 |
| Tenants..... | 9,594,304 | 11,159,453 | -1,565,149 | -14.0 | 6,733,838 | 8,098,416 | -1,364,578 | -16.8 | 70.2 | 72.6 | 109.4 | 107.5 | 76.8 | 78.0 | 23.8 | 25.9 | 25.4 | 27.7 |
| Share and share-cash..... | 6,383,653 | 7,069,967 | -686,314 | -9.7 | 4,646,462 | 5,334,844 | -688,382 | -12.9 | 72.8 | 75.5 | 122.6 | 124.1 | 89.3 | 93.6 | 15.8 | 16.4 | 17.5 | 18.2 |
| Cash and unspecified..... | 3,210,651 | 4,089,486 | -878,835 | -21.5 | 2,087,376 | 2,763,572 | -676,196 | -24.5 | 65.0 | 67.6 | 90.0 | 87.3 | 68.5 | 69.0 | 7.9 | 9.5 | 7.9 | 9.4 |
| Colored farmers, total..... | 98,129 | 112,090 | -15,961 | -14.2 | 62,274 | 70,256 | -7,982 | -11.4 | 64.8 | 62.7 | 62.6 | 57.2 | 40.5 | 35.8 | 100.0 | 100.0 | 100.0 | 100.0 |
| Owners..... | 49,414 | 70,765 | -21,351 | -30.2 | 31,543 | 41,337 | -9,794 | -23.8 | 63.8 | 65.5 | 60.7 | 60.0 | 32.4 | 29.3 | 51.4 | 63.1 | 50.7 | 58.9 |
| Owning entire farm..... | 44,517 | 56,952 | -12,435 | -21.8 | 27,993 | 34,499 | -6,506 | -18.9 | 62.9 | 60.6 | 50.1 | 44.3 | 31.5 | 26.8 | 46.3 | 50.8 | 45.0 | 49.1 |
| Hiring additional land..... | 4,897 | 13,813 | -8,916 | -64.5 | 3,550 | 6,838 | -3,288 | -48.5 | 72.5 | 49.9 | 56.3 | 107.1 | 40.8 | 53.4 | 5.1 | 12.3 | 6.7 | 9.8 |
| Managers..... | 9,836 | 7,074 | 2,762 | 39.0 | 6,765 | 4,869 | 1,896 | 38.9 | 68.8 | 68.8 | 109.3 | 98.3 | 75.2 | 67.6 | 10.2 | 6.3 | 10.9 | 6.9 |
| Tenants..... | 36,379 | 34,251 | 2,128 | 7.7 | 23,966 | 24,000 | -34 | -0.1 | 65.0 | 70.1 | 78.3 | 72.1 | 50.9 | 50.5 | 38.4 | 30.6 | 38.5 | 34.2 |
| Share and share-cash..... | 25,455 | 20,592 | 4,863 | 23.6 | 16,936 | 14,180 | 2,756 | 19.4 | 66.5 | 68.9 | 103.5 | 94.5 | 68.8 | 65.0 | 26.5 | 18.4 | 27.2 | 20.2 |
| Cash and unspecified..... | 11,424 | 13,659 | -2,235 | -16.4 | 7,030 | 9,820 | -2,790 | -28.4 | 61.5 | 71.0 | 50.8 | 53.1 | 31.2 | 38.2 | 11.9 | 12.2 | 11.3 | 14.0 |
| EAST NORTH CENTRAL. | | | | | | | | | | | | | | | | | | |
| White farmers, total..... | 117,457,542 | 117,589,897 | -132,355 | -0.1 | 87,694,022 | 88,702,587 | -1,008,565 | -1.1 | 74.7 | 75.4 | 108.7 | 105.2 | 81.2 | 79.4 | 100.0 | 100.0 | 100.0 | 100.0 |
| Owners..... | 76,345,020 | 80,020,865 | -3,675,845 | -4.6 | 55,012,376 | 58,324,786 | -3,312,410 | -5.7 | 72.1 | 72.9 | 100.0 | 99.4 | 72.0 | 72.4 | 65.0 | 68.1 | 62.7 | 65.8 |
| Owning entire farm..... | 62,304,405 | 63,636,959 | -1,332,554 | -2.1 | 44,002,754 | 45,198,859 | -1,196,105 | -2.6 | 70.6 | 71.0 | 94.8 | 94.4 | 66.9 | 67.0 | 53.0 | 54.1 | 50.2 | 51.0 |
| Hiring additional land..... | 14,040,615 | 16,38 | | | | | | | | | | | | | | | | |

TABLE 14.—ACREAGE OF ALL LAND IN FARMS, AND ACREAGE OF IMPROVED LAND, WITH PERCENTAGES AND AVERAGES, BY COLOR AND TENURE, BY DIVISIONS: 1920 AND 1910—Continued.

[Figures for states (showing owners, managers, and tenants only) in Table 15. A minus sign (—) denotes decrease.]

| DIVISION AND COLOR AND TENURE. | ALL LAND IN FARMS (ACRES). | | | | IMPROVED LAND IN FARMS (ACRES). | | | | PER CENT OF FARM LAND IMPROVED. | | AVERAGE ACREAGE PER FARM. | | | | PER CENT DISTRIBUTION. | | | | | | | | | | | | | | | | | | | | | |
|--------------------------------|----------------------------|-------------|------------|-----------|---------------------------------|-------------|------------|-----------|---------------------------------|------|---------------------------|-------|----------------|-------|------------------------|-------|----------------|-------|------|------|------|------|------|------|------|------|--|--|--|--|--|--|--|--|--|--|
| | 1920 | 1910 | Increase. | | 1920 | 1910 | Increase. | | 1920 | 1910 | All land. | | Improved land. | | All land. | | Improved land. | | | | | | | | | | | | | | | | | | | |
| | | | Amount. | Per cent. | | | Amount. | Per cent. | | | 1920 | 1910 | 1920 | 1910 | 1920 | 1910 | 1920 | 1910 | | | | | | | | | | | | | | | | | | |
| | | | | | | | | | | | | | | | | | | | 1920 | 1910 | 1920 | 1910 | 1920 | 1910 | 1920 | 1910 | | | | | | | | | | |
| GEOG. DIVISIONS—Con. | | | | | | | | | | | | | | | | | | | | | | | | | | | | | | | | | | | | |
| EAST NORTH CENTRAL—Con. | | | | | | | | | | | | | | | | | | | | | | | | | | | | | | | | | | | | |
| Colored farmers, total... | 277,637 | 339,251 | -61,614 | -18.2 | 206,813 | 244,661 | -43,848 | -17.9 | 72.3 | 72.1 | 62.0 | 59.3 | 44.9 | 42.8 | 100.0 | 100.0 | 100.0 | 100.0 | | | | | | | | | | | | | | | | | | |
| Owners..... | 173,031 | 213,455 | -40,424 | -18.9 | 117,425 | 145,240 | -27,815 | -19.2 | 67.9 | 68.0 | 56.1 | 54.6 | 38.1 | 37.2 | 62.3 | 62.9 | 58.5 | 59.4 | | | | | | | | | | | | | | | | | | |
| Owning entire farm..... | 135,198 | 151,407 | -16,209 | -10.7 | 88,380 | 95,578 | -7,198 | -7.5 | 65.4 | 63.1 | 52.4 | 50.2 | 34.3 | 31.7 | 43.7 | 44.6 | 44.0 | 39.1 | | | | | | | | | | | | | | | | | | |
| Hiring additional land..... | 37,833 | 62,048 | -24,215 | -39.0 | 29,045 | 49,662 | -20,617 | -41.5 | 76.8 | 80.0 | 74.8 | 69.8 | 57.4 | 55.9 | 13.6 | 18.3 | 14.5 | 20.8 | | | | | | | | | | | | | | | | | | |
| Managers..... | 9,481 | 11,488 | -2,007 | -17.5 | 7,682 | 8,620 | -938 | -10.9 | 81.0 | 75.0 | 133.5 | 155.2 | 108.2 | 116.5 | 3.4 | 3.4 | 3.8 | 3.5 | | | | | | | | | | | | | | | | | | |
| Tenants..... | 95,125 | 114,308 | -19,183 | -16.8 | 75,706 | 90,801 | -15,095 | -16.6 | 79.6 | 79.4 | 72.0 | 65.9 | 57.3 | 52.3 | 34.3 | 33.7 | 37.7 | 37.1 | | | | | | | | | | | | | | | | | | |
| Share and share-cash..... | 75,262 | 85,456 | -10,194 | -11.9 | 60,655 | 69,066 | -8,411 | -12.2 | 80.6 | 80.8 | 76.9 | 71.3 | 62.0 | 57.6 | 27.1 | 25.2 | 30.2 | 28.2 | | | | | | | | | | | | | | | | | | |
| Cash and unspecified..... | 19,863 | 28,852 | -8,989 | -31.2 | 15,051 | 21,735 | -6,684 | -30.8 | 75.8 | 75.3 | 57.9 | 53.8 | 43.9 | 40.6 | 7.2 | 8.5 | 7.5 | 8.9 | | | | | | | | | | | | | | | | | | |
| WEST NORTH CENTRAL. | | | | | | | | | | | | | | | | | | | | | | | | | | | | | | | | | | | | |
| White farmers, total..... | 255,461,388 | 230,456,459 | 25,004,929 | 10.9 | 170,879,480 | 163,735,756 | 7,143,724 | 4.4 | 66.9 | 71.0 | 234.4 | 209.5 | 156.8 | 148.8 | 100.0 | 100.0 | 100.0 | 100.0 | | | | | | | | | | | | | | | | | | |
| Owners..... | 167,310,284 | 162,815,991 | 4,494,293 | 2.8 | 106,743,983 | 110,887,369 | -4,143,386 | -3.7 | 63.8 | 68.1 | 236.9 | 216.6 | 151.1 | 147.5 | 65.5 | 70.6 | 62.5 | 67.7 | | | | | | | | | | | | | | | | | | |
| Owning entire farm..... | 101,667,414 | 107,289,774 | -5,722,360 | -5.3 | 67,979,148 | 72,316,209 | -4,337,061 | -6.0 | 66.9 | 67.4 | 188.4 | 187.0 | 126.1 | 126.0 | 39.8 | 46.6 | 39.8 | 44.2 | | | | | | | | | | | | | | | | | | |
| Hiring additional land..... | 65,742,870 | 55,526,217 | 10,216,653 | 18.4 | 38,764,835 | 38,571,160 | 193,675 | 0.5 | 59.0 | 60.5 | 99.3 | 81.2 | 232.0 | 216.9 | 25.7 | 24.1 | 22.7 | 23.6 | | | | | | | | | | | | | | | | | | |
| Managers..... | 6,056,041 | 4,975,801 | 1,080,240 | 21.7 | 2,843,182 | 2,712,086 | 131,096 | 4.8 | 46.9 | 54.5 | 566.4 | 598.9 | 265.9 | 326.4 | 2.4 | 2.2 | 1.7 | 1.7 | | | | | | | | | | | | | | | | | | |
| Tenants..... | 82,095,013 | 62,664,667 | 19,430,346 | 31.0 | 61,292,315 | 50,136,301 | 11,156,014 | 22.3 | 74.7 | 80.0 | 220.1 | 184.2 | 164.3 | 147.4 | 32.1 | 27.2 | 35.9 | 30.6 | | | | | | | | | | | | | | | | | | |
| Share and share-cash..... | 59,259,810 | 42,293,022 | 16,966,788 | 40.1 | 45,513,368 | 34,102,396 | 11,410,972 | 33.5 | 75.8 | 80.6 | 233.7 | 195.3 | 179.5 | 157.5 | 23.2 | 18.4 | 26.6 | 20.8 | | | | | | | | | | | | | | | | | | |
| Cash and unspecified..... | 22,835,203 | 20,371,645 | 2,463,558 | 12.1 | 15,778,947 | 16,033,905 | -254,958 | -1.6 | 69.1 | 78.7 | 191.1 | 164.7 | 132.1 | 129.6 | 3.9 | 8.8 | 9.2 | 9.8 | | | | | | | | | | | | | | | | | | |
| Colored farmers, total..... | 1,511,891 | 2,191,662 | -679,771 | -31.0 | 514,959 | 549,106 | -34,147 | -6.2 | 34.1 | 25.1 | 218.5 | 222.2 | 74.4 | 55.7 | 100.0 | 100.0 | 100.0 | 100.0 | | | | | | | | | | | | | | | | | | |
| Owners..... | 1,259,796 | 1,973,874 | -714,078 | -36.2 | 359,353 | 392,216 | -32,863 | -8.4 | 28.5 | 19.9 | 258.4 | 267.9 | 73.7 | 53.2 | 83.3 | 90.1 | 69.8 | 71.4 | | | | | | | | | | | | | | | | | | |
| Owning entire farm..... | 978,683 | 1,817,119 | -843,436 | -46.4 | 232,588 | 291,232 | -58,644 | -20.1 | 23.9 | 16.0 | 239.8 | 289.0 | 57.3 | 46.3 | 64.4 | 82.6 | 45.2 | 53.0 | | | | | | | | | | | | | | | | | | |
| Hiring additional land..... | 286,113 | 156,755 | 129,358 | 82.5 | 126,765 | 100,984 | 25,781 | 25.5 | 44.3 | 64.4 | 350.6 | 145.0 | 155.3 | 93.4 | 18.9 | 7.2 | 24.6 | 18.4 | | | | | | | | | | | | | | | | | | |
| Managers..... | 23,161 | 29,498 | -6,337 | -21.5 | 12,907 | 14,583 | -1,676 | -11.5 | 55.7 | 49.4 | 275.7 | 388.1 | 153.7 | 191.9 | 1.5 | 1.3 | 2.5 | 2.7 | | | | | | | | | | | | | | | | | | |
| Tenants..... | 228,984 | 188,290 | 40,644 | 21.6 | 142,699 | 142,307 | 392 | 0.3 | 62.3 | 75.6 | 116.9 | 77.8 | 72.8 | 58.8 | 15.1 | 8.6 | 27.7 | 25.9 | | | | | | | | | | | | | | | | | | |
| Share and share-cash..... | 152,958 | 123,272 | 29,686 | 24.1 | 108,176 | 100,271 | 7,905 | 7.9 | 70.7 | 81.3 | 107.5 | 78.6 | 76.0 | 63.9 | 10.1 | 5.6 | 21.0 | 18.3 | | | | | | | | | | | | | | | | | | |
| Cash and unspecified..... | 75,976 | 65,018 | 10,958 | 16.9 | 34,523 | 42,036 | -7,513 | -17.9 | 45.4 | 64.7 | 141.7 | 76.4 | 64.4 | 49.4 | 5.0 | 3.0 | 6.7 | 7.7 | | | | | | | | | | | | | | | | | | |
| SOUTH ATLANTIC. | | | | | | | | | | | | | | | | | | | | | | | | | | | | | | | | | | | | |
| White farmers, total..... | 79,550,302 | 86,106,873 | -6,556,571 | -7.6 | 37,055,998 | 37,488,664 | -433,666 | -1.2 | 46.6 | 43.5 | 102.6 | 113.9 | 47.8 | 49.6 | 100.0 | 100.0 | 100.0 | 100.0 | | | | | | | | | | | | | | | | | | |
| Owners..... | 56,279,975 | 63,483,405 | -7,203,430 | -11.3 | 25,284,578 | 26,148,320 | -863,742 | -3.3 | 44.9 | 41.2 | 111.6 | 129.2 | 50.1 | 53.2 | 70.7 | 73.7 | 68.2 | 69.7 | | | | | | | | | | | | | | | | | | |
| Owning entire farm..... | 52,342,592 | 58,030,441 | -5,687,849 | -9.8 | 23,268,647 | 23,511,797 | -243,150 | -1.0 | 44.5 | 40.5 | 112.9 | 131.7 | 50.2 | 53.4 | 65.8 | 67.4 | 62.8 | 62.7 | | | | | | | | | | | | | | | | | | |
| Hiring additional land..... | 3,937,383 | 5,452,964 | -1,515,581 | -27.8 | 2,015,931 | 2,636,523 | -620,592 | -23.5 | 51.2 | 48.4 | 96.3 | 107.9 | 49.3 | 52.2 | 4.9 | 6.3 | 5.4 | 7.0 | | | | | | | | | | | | | | | | | | |
| Managers..... | 4,256,060 | 3,219,019 | 1,037,041 | 32.2 | 1,398,607 | 1,167,797 | 230,810 | 19.8 | 32.9 | 36.3 | 481.3 | 424.8 | 158.2 | 154.1 | 5.4 | 3.7 | 3.8 | 3.1 | | | | | | | | | | | | | | | | | | |
| Tenants..... | 19,014,267 | 19,404,449 | -390,182 | -2.0 | 10,372,813 | 10,173,547 | 199,266 | 2.0 | 54.6 | 52.4 | 72.6 | 75.4 | 39.6 | 39.5 | 23.9 | 22.5 | 28.0 | 27.1 | | | | | | | | | | | | | | | | | | |
| Share and share-cash..... | 13,242,549 | 11,715,307 | 1,527,242 | 13.0 | 7,610,303 | 6,641,034 | 969,269 | 14.6 | 57.5 | 50.7 | 65.5 | 69.1 | 39.3 | 39.2 | 16.6 | 13.6 | 20.5 | 17.7 | | | | | | | | | | | | | | | | | | |
| Cash and unspecified..... | 5,771,718 | 7,689,142 | -1,917,424 | -24.9 | 2,762,510 | 3,532,513 | -770,003 | -21.8 | 47.9 | 45.9 | 84.3 | 87.0 | 40.4 | 40.3 | 7.3 | 8.9 | 7.6 | 9.4 | | | | | | | | | | | | | | | | | | |
| Colored farmers, total..... | 18,224,941 | 17,675,382 | 549,559 | 3.1 | 11,453,888 | 10,990,069 | 463,819 | 4.2 | 62.8 | 62.2 | 47.5 | 49.7 | 29.8 | 30.9 | 100.0 | 100.0 | 100.0 | 100.0 | | | | | | | | | | | | | | | | | | |
| Owners..... | 5,518,395 | 5,646,378 | -127,983 | -2.3 | 2,744,104 | 2,695,547 | 48,557 | 1.8 | 49.7 | 47.7 | 55.8 | 55.4 | 26.7 | 26.4 | 30.3 | 31.9 | 24.0 | 24.5 | | | | | | | | | | | | | | | | | | |
| Owning entire farm..... | 4,580,201 | 4,531,973 | 48,228 | 1.2 | 2,192,600 | 2,065,650 | 126,950 | 6.1 | 47.8 | 45.6 | 58.2 | 56.0 | 23.4 | 25.5 | 23.2 | 25.0 | 19.1 | 18.8 | | | | | | | | | | | | | | | | | | |
| Hiring additional land..... | 938,194 | 1,114,405 | -182,211 | -16.4 | 551,504 | 629,297 | -77,793 | -12.4 | 69.2 | 58.5 | 47.5 | 52.9 | 23.1 | 29.9 | 5.1 | 6.9 | 4.8 | 5.7 | | | | | | | | | | | | | | | | | | |
| Managers..... | 145,967 | 145,371 | 596 | 0.4 | 71,661 | 61,287 | 10,374 | 16.9 | 40.1 | 42.2 | 152.5 | 201.9 | 74.9 | 85.1 | 0.8 | 0.8 | 0.6 | 0.6 | | | | | | | | | | | | | | | | | | |
| Tenants..... | 12,560,579 | 11,883,633 | 676,946 | 5.7 | 8,688,123 | 8,232,835 | 455,288 | 4.9 | 68.8 | 69.3 | 44.8 | 46.9 | 30.8 | 32.5 | 68.9 | 67.2 | 75.4 | 74.9 | | | | | | | | | | | | | | | | | | |
| Share and share-cash..... | 8,082,247 | 5,901,730 | 2,180,517 | 36.1 | 5,769,196 | 4,331,992 | 1,437,204 | 33.0 | 71.8 | 73.4 | 40.8 | 42.2 | 29.1 | 30.9 | 44.1 | 33.4 | 50.3 | 39.4 | | | | | | | | | | | | | | | | | | |
| Cash and unspecified..... | 4,528,332 | 5,981,903 | -1,453,571 | -24.3 | 2,874,927 | 3,900,843 | -1,025,916 | -26.3 | 63.5 | 65.2 | 55.1 | 52.8 | 35.0 | 34.5 | 24.8 | 33.8 | 25.1 | 35.5 | | | | | | | | | | | | | | | | | | |
| EAST SOUTH CENTRAL. | | | | | | | | | | | | | | | | | | | | | | | | | | | | | | | | | | | | |
| White farmers, total..... | 66,783,791 | 67,924,912 | -1,141,121 | -1.7 | 35,838,577 | 34,390,317 | 1,448,260 | 4.2 | 53.7 | 50.6 | 89.7 | 94.7 | 48.1 | 47.9 | 100.0 | 100.0 | 100.0 | 100.0 | | | | | | | | | | | | | | | | | | |
| Owners..... | 50,088,549 | 52,592,020 | -2,503,471 | -4.8 | 25,739,456 | 25,170,277 | 569,179 | 2.3 | 51.4 | 47.9 | 106.5 | 116.4 | 54.7 | 55.7 | 75.0 | 77.4 | 71.8 | 73.2 | | | | | | | | | | | | | | | | | | |
| Owning entire farm..... | 40,050,553 | 46,926,634 | -876,081 | -1.9 | 23,855,249 | 22,029,730 | 1,825,519 | 8.0 | 50.7 | 48.9 | 109.1 | 119.5 | 55.3 | 56.1 | 69.0 | 69.1 | 65.2 | 64.1 | | | | | | | | | | | | | | | | | | |
| Hiring additional land..... | 4,037,996 | 5,665,386 | -1,627,390 | -28.7 | 2,884,207 | 3,140,497 | -256,290 | -24.1 | 59.0 | 55.5 | 84.1 | 95.9 | 49.7 | 53.2 | 6.0 | 8.3 | 6.7 | 9.1 | | | | | | | | | | | | | | | | | | |
| Managers..... | 1,442,654 | 1,527,107 | -84,453 | -5.5 | 647,717 | 552,554 | 95,163 | 17.2 | 44.9 | 36.2 | 46.5 | 50.2 | 209.0 | 181.7 | 2.2 | 2.2 | 1.8 | 1.6 | | | | | | | | | | | | | | | | | | |
| Tenants..... | 15,252,588 | 13,805,785 | 1,446,803 | 10.5 | 9,451,404 | 8,667,486 | 783,918 | 9.0 | 62.0 | 62.8 | 56.3 | 62.6 | 34.9 | 33.0 | 22.8 | 20.3 | 26.4 | 25.2 | | | | | | | | | | | | | | | | | | |
| Share and share-cash..... | 10,814,457 | 8,560,564 | 2,253,893 | 26.3 | 7,107,476 | 5,851,914 | 1,315,562 | 22.5 | 66.3 | 68.4 | 50.5 | 45.2 | 33.5 | 30.0 | 16.2 | 12.6 | 20.0 | 17.0 | | | | | | | | | | | | | | | | | | |
| Cash and unspecified..... | 4,438,131 | 5,245,221 | -807,090 | -15.4 | 2,283,928 | 2,815,572 | -531,644 | -18.9 | 51.5 | 53.7 | 77.8 | 71.6 | 40.1 | 38.4 | 6.6 | 7.7 | 6.4 | 8.2 | | | | | | | | | | | | | | | | | | |
| Colored farmers, total..... | 12,113,672 | 13,595,717 | -1,482,045 | -10.9 | 8,541,555 | 9,556,529 | -1,014,974 | -10.6 | 70.5 | 70.3 | 39.4 | 41.8 | 27.8 | 29.4 | 100.0 | 100.0 | 100.0 | 100.0 | | | | | | | | | | | | | | | | | | |
| Owners..... | 3,933,246 | 4,539,952 | -606,706 | -13.4 | 1,990,937 | 2,213,645 | -222,708 | -10.1 | 50. | | | | | | | | | | | | | | | | | | | | | | | | | | | |

TABLE 14.—ACREAGE OF ALL LAND IN FARMS, AND ACREAGE OF IMPROVED LAND, WITH PERCENTAGES AND AVERAGES, BY COLOR AND TENURE, BY DIVISIONS: 1920 AND 1910—Continued.

[Figures for states (showing owners, managers, and tenants only) in Table 15. A minus sign (—) denotes decrease. Per cent not shown when more than 1,000.]

| DIVISION AND COLOR AND TENURE. | ALL LAND IN FARMS (ACRES). | | | | IMPROVED LAND IN FARMS (ACRES). | | | | PER CENT OF FARM LAND IMPROVED. | | AVERAGE ACREAGE PER FARM. | | | | PER CENT DISTRIBUTION. | | | |
|--------------------------------|----------------------------|-------------|------------|-----------|---------------------------------|------------|------------|-----------|---------------------------------|------|---------------------------|---------|----------------|-------|------------------------|-------|----------------|-------|
| | 1920 | 1910 | Increase. | | 1920 | 1910 | Increase. | | 1920 | 1910 | All land. | | Improved land. | | All land. | | Improved land. | |
| | | | Amount. | Per cent. | | | Amount. | Per cent. | | | 1920 | 1910 | 1920 | 1910 | 1920 | 1910 | 1920 | 1910 |
| GEOG. DIVISIONS—Con. | | | | | | | | | | | | | | | | | | |
| WEST SOUTH CENTRAL. | | | | | | | | | | | | | | | | | | |
| White farmers, total. | 162,469,244 | 157,811,958 | 4,657,286 | 3.0 | 56,441,289 | 51,075,128 | 5,366,161 | 10.5 | 34.7 | 32.4 | 212.6 | 215.0 | 73.9 | 69.6 | 100.0 | 100.0 | 100.0 | 100.0 |
| Owners..... | 100,156,500 | 98,848,268 | 1,308,232 | 1.3 | 31,273,926 | 28,263,944 | 3,009,982 | 10.6 | 31.2 | 28.6 | 247.3 | 258.0 | 77.2 | 73.8 | 61.6 | 62.6 | 55.4 | 55.3 |
| Owning entire farm..... | 71,309,882 | 70,883,166 | 426,716 | 0.6 | 23,948,837 | 21,827,970 | 2,120,867 | 9.7 | 33.6 | 28.6 | 208.9 | 238.1 | 70.1 | 68.0 | 43.9 | 48.4 | 42.4 | 42.7 |
| Hiring additional land..... | 28,846,618 | 27,965,102 | 881,516 | 28.4 | 7,330,089 | 6,436,974 | 894,115 | 18.9 | 25.4 | 28.6 | 454.1 | 360.4 | 115.4 | 103.2 | 17.8 | 14.2 | 13.0 | 12.6 |
| Managers..... | 16,374,630 | 19,870,123 | -3,495,493 | -16.3 | 1,208,842 | 1,405,742 | -196,900 | -7.6 | 7.9 | 7.2 | 3,554.3 | 4,383.0 | 281.9 | 314.8 | 10.1 | 12.4 | 2.3 | 2.8 |
| Tenants..... | 45,938,105 | 39,893,567 | 6,044,538 | 16.6 | 23,868,521 | 21,405,442 | 2,463,079 | 11.5 | 52.0 | 54.3 | 129.5 | 113.7 | 67.3 | 61.8 | 28.3 | 25.0 | 42.3 | 41.9 |
| Share and share-cash..... | 33,260,657 | 28,052,256 | 5,208,401 | 27.7 | 20,838,677 | 16,914,307 | 3,924,370 | 23.2 | 62.7 | 64.9 | 107.7 | 93.7 | 67.5 | 60.8 | 20.5 | 16.5 | 36.9 | 33.1 |
| Cash and unspecified..... | 12,677,448 | 13,841,311 | -1,163,863 | -5.0 | 3,029,844 | 4,491,045 | -1,461,201 | -32.5 | 23.9 | 33.7 | 277.1 | 194.8 | 66.2 | 65.6 | 7.8 | 8.5 | 5.4 | 8.8 |
| Colored farmers, total. | 10,979,883 | 11,338,018 | -358,135 | -3.2 | 7,748,317 | 7,189,145 | 559,172 | 7.8 | 70.6 | 63.4 | 47.4 | 54.2 | 33.4 | 34.4 | 100.0 | 100.0 | 100.0 | 100.0 |
| Owners..... | 4,624,982 | 5,505,206 | -880,224 | -16.0 | 2,512,301 | 2,621,527 | -109,226 | -4.2 | 54.3 | 47.6 | 77.9 | 95.3 | 42.3 | 45.4 | 42.1 | 48.6 | 32.4 | 36.5 |
| Owning entire farm..... | 3,938,418 | 4,609,164 | -670,746 | -14.6 | 2,060,069 | 2,107,934 | -47,865 | -2.3 | 52.3 | 46.7 | 79.2 | 95.9 | 41.4 | 43.9 | 35.9 | 40.7 | 26.6 | 29.3 |
| Hiring additional land..... | 686,564 | 896,042 | -209,478 | -23.4 | 452,232 | 513,593 | -61,361 | -11.0 | 65.9 | 57.3 | 71.1 | 92.3 | 46.9 | 52.9 | 6.3 | 7.9 | 5.8 | 7.1 |
| Managers..... | 135,042 | 128,048 | 7,994 | 6.2 | 40,082 | 20,725 | 19,357 | 93.4 | 29.6 | 16.2 | 334.8 | 554.3 | 98.7 | 89.7 | 1.2 | 1.1 | 0.5 | 0.3 |
| Tenants..... | 6,218,959 | 5,704,764 | 514,195 | 9.0 | 5,195,934 | 4,546,893 | 649,041 | 14.3 | 83.5 | 79.7 | 36.1 | 37.8 | 30.2 | 30.1 | 56.6 | 50.3 | 67.1 | 63.2 |
| Share and share-cash..... | 5,351,107 | 4,158,659 | 1,192,448 | 28.7 | 4,527,072 | 3,400,032 | 1,127,039 | 33.1 | 84.6 | 81.8 | 35.7 | 36.7 | 30.2 | 30.0 | 48.7 | 36.7 | 58.4 | 47.3 |
| Cash and unspecified..... | 867,852 | 1,546,105 | -678,253 | -43.9 | 668,862 | 1,146,860 | -477,998 | -41.7 | 77.1 | 74.2 | 30.4 | 41.0 | 30.4 | 30.4 | 7.9 | 13.6 | 8.6 | 16.0 |
| MOUNTAIN. | | | | | | | | | | | | | | | | | | |
| White farmers, total. | 116,339,757 | 58,748,782 | 57,590,995 | 98.0 | 29,810,696 | 15,773,427 | 14,037,269 | 89.0 | 25.6 | 26.8 | 487.5 | 334.9 | 124.9 | 89.9 | 100.0 | 100.0 | 100.0 | 100.0 |
| Owners..... | 90,040,400 | 41,531,923 | 48,508,477 | 116.8 | 23,367,187 | 12,037,033 | 11,330,154 | 94.1 | 26.0 | 29.0 | 454.4 | 271.2 | 117.9 | 78.6 | 77.4 | 70.7 | 78.4 | 76.3 |
| Owning entire farm..... | 51,494,132 | 31,653,816 | 19,840,317 | 62.7 | 15,456,424 | 9,731,349 | 5,725,075 | 58.8 | 30.0 | 30.7 | 320.1 | 230.4 | 96.1 | 70.8 | 44.3 | 53.9 | 51.8 | 61.7 |
| Hiring additional land..... | 38,546,268 | 9,878,108 | 28,668,160 | 290.2 | 7,910,763 | 2,305,684 | 5,605,079 | 243.1 | 20.5 | 23.3 | 1,033.4 | 625.9 | 212.1 | 146.1 | 33.1 | 16.8 | 26.5 | 14.6 |
| Managers..... | 12,939,972 | 10,987,740 | 1,952,232 | 17.8 | 1,533,869 | 1,467,173 | 66,696 | 4.5 | 11.9 | 13.4 | 3,164.6 | 3,802.0 | 375.1 | 507.7 | 11.1 | 18.7 | 5.1 | 9.3 |
| Tenants..... | 13,359,385 | 6,229,099 | 7,130,286 | 114.5 | 4,009,640 | 2,269,221 | 2,640,419 | 116.4 | 36.8 | 36.4 | 366.8 | 321.8 | 134.8 | 117.2 | 11.5 | 10.6 | 16.5 | 14.4 |
| Share and share-cash..... | 7,233,139 | 2,540,572 | 4,692,567 | 184.7 | 3,588,767 | 1,329,944 | 2,258,823 | 169.8 | 49.6 | 52.3 | 297.0 | 233.9 | 147.7 | 122.4 | 6.2 | 4.3 | 12.0 | 8.4 |
| Cash and unspecified..... | 6,126,246 | 3,688,527 | 2,437,719 | 66.1 | 1,320,873 | 939,277 | 381,596 | 40.6 | 21.6 | 25.5 | 505.5 | 434.1 | 109.0 | 110.5 | 5.3 | 6.3 | 4.4 | 6.0 |
| Colored farmers, total. | 997,469 | 784,658 | 212,811 | 27.1 | 295,172 | 141,575 | 153,597 | 108.8 | 29.6 | 18.0 | 183.1 | 97.7 | 54.2 | 17.6 | 100.0 | 100.0 | 100.0 | 100.0 |
| Owners..... | 848,334 | 734,007 | 114,327 | 15.6 | 225,032 | 115,555 | 110,077 | 95.3 | 26.6 | 15.7 | 194.5 | 95.6 | 51.7 | 15.1 | 85.0 | 93.5 | 76.4 | 81.6 |
| Owning entire farm..... | 633,082 | 727,369 | -94,287 | -13.0 | 156,130 | 112,674 | 43,456 | 38.6 | 24.7 | 15.5 | 140.3 | 95.2 | 36.8 | 14.7 | 63.5 | 62.7 | 60.4 | 70.6 |
| Hiring additional land..... | 215,252 | 6,638 | 208,614 | | 69,502 | 2,881 | 66,621 | | 32.3 | 43.4 | 1,704.4 | 195.2 | 569.7 | 84.7 | 21.6 | 0.8 | 23.5 | 2.0 |
| Managers..... | 33,614 | 15,985 | 17,629 | 110.3 | 2,546 | 4,790 | -2,244 | -46.8 | 7.6 | 30.0 | 1,245.0 | 726.6 | 94.3 | 217.7 | 3.4 | 2.0 | 0.9 | 3.4 |
| Tenants..... | 115,521 | 34,666 | 80,855 | 233.2 | 66,994 | 21,230 | 45,764 | 215.6 | 58.0 | 61.2 | 109.2 | 104.7 | 63.3 | 64.1 | 11.6 | 4.4 | 22.7 | 15.0 |
| Share and share-cash..... | 33,877 | 12,927 | 20,950 | 162.1 | 24,240 | 8,122 | 16,118 | 193.4 | 71.6 | 62.8 | 74.8 | 126.7 | 53.5 | 79.6 | 3.4 | 1.6 | 8.2 | 5.7 |
| Cash and unspecified..... | 81,644 | 21,739 | 59,905 | 275.6 | 42,754 | 13,108 | 29,646 | 226.2 | 62.4 | 60.3 | 134.9 | 94.9 | 70.7 | 57.2 | 8.2 | 2.8 | 14.5 | 9.3 |
| PACIFIC. | | | | | | | | | | | | | | | | | | |
| White farmers, total. | 55,430,472 | 50,749,570 | 4,680,902 | 9.2 | 23,447,215 | 21,751,946 | 1,695,269 | 7.8 | 42.3 | 42.9 | 245.4 | 274.2 | 103.8 | 117.5 | 100.0 | 100.0 | 100.0 | 100.0 |
| Owners..... | 36,187,601 | 32,895,480 | 3,292,121 | 10.0 | 14,587,280 | 14,170,425 | 416,855 | 2.9 | 40.3 | 43.1 | 203.3 | 210.6 | 81.9 | 94.6 | 65.3 | 64.8 | 62.2 | 65.1 |
| Owning entire farm..... | 22,092,560 | 21,776,352 | 316,208 | 1.5 | 8,763,867 | 8,684,474 | 79,393 | 0.9 | 39.7 | 39.9 | 145.2 | 168.6 | 67.6 | 67.2 | 39.9 | 42.9 | 37.4 | 39.9 |
| Hiring additional land..... | 14,095,041 | 11,119,128 | 2,975,913 | 26.8 | 5,823,413 | 5,485,951 | 337,462 | 6.2 | 41.3 | 49.3 | 544.0 | 538.9 | 225.0 | 265.9 | 25.4 | 21.9 | 24.8 | 25.2 |
| Managers..... | 6,836,745 | 7,800,070 | -1,053,325 | -13.4 | 2,123,325 | 2,094,900 | 28,365 | 1.4 | 31.1 | 26.0 | 995.6 | 1,533.8 | 309.2 | 407.3 | 12.3 | 15.5 | 9.1 | 9.6 |
| Tenants..... | 12,406,126 | 9,964,020 | 2,442,106 | 24.5 | 6,736,610 | 5,498,561 | 1,238,049 | 22.8 | 54.3 | 55.1 | 303.0 | 331.0 | 164.5 | 152.3 | 22.4 | 16.6 | 28.7 | 25.2 |
| Share and share-cash..... | 6,802,713 | 4,960,546 | 1,842,167 | 37.4 | 4,792,555 | 3,565,833 | 1,226,722 | 34.4 | 70.5 | 72.0 | 350.6 | 376.0 | 247.0 | 270.3 | 12.3 | 9.8 | 20.4 | 16.4 |
| Cash and unspecified..... | 5,603,413 | 5,013,474 | 589,939 | 11.8 | 1,944,055 | 1,920,708 | 23,347 | 1.2 | 34.7 | 38.3 | 280.1 | 296.1 | 90.2 | 113.4 | 10.1 | 9.9 | 8.3 | 8.8 |
| Colored farmers, total. | 722,233 | 578,219 | 144,014 | 24.7 | 474,318 | 286,062 | 188,256 | 65.8 | 65.7 | 49.4 | 86.8 | 119.9 | 57.0 | 59.2 | 100.0 | 100.0 | 100.0 | 100.0 |
| Owners..... | 285,676 | 381,400 | -95,724 | -25.1 | 92,662 | 116,233 | -23,571 | -20.3 | 32.4 | 30.5 | 134.9 | 180.2 | 43.7 | 54.9 | 39.6 | 65.8 | 19.5 | 40.6 |
| Owning entire farm..... | 267,591 | 350,119 | -82,528 | -26.4 | 77,547 | 105,733 | -28,186 | -26.7 | 30.1 | 30.2 | 137.8 | 172.6 | 41.5 | 62.1 | 35.7 | 60.4 | 16.3 | 37.0 |
| Hiring additional land..... | 28,085 | 31,281 | -3,196 | -10.2 | 15,115 | 10,500 | 4,615 | 44.0 | 53.8 | 33.6 | 112.8 | 355.5 | 60.7 | 119.3 | 3.9 | 5.4 | 3.2 | 3.7 |
| Managers..... | 27,762 | 9,991 | 17,771 | 177.9 | 21,271 | 5,938 | 15,333 | 258.2 | 76.6 | 59.4 | 167.2 | 123.3 | 128.1 | 73.3 | 3.8 | 1.7 | 4.5 | 2.1 |
| Tenants..... | 408,795 | 187,828 | 220,967 | 117.6 | 360,385 | 163,891 | 196,494 | 119.9 | 88.2 | 87.3 | 67.7 | 71.4 | 59.7 | 62.3 | 56.6 | 32.4 | 76.0 | 57.3 |
| Share and share-cash..... | 175,880 | 79,234 | 96,646 | 122.0 | 157,230 | 73,219 | 84,011 | 114.7 | 89.4 | 92.4 | 112.9 | 142.0 | 100.9 | 131.2 | 24.4 | 14.3 | 33.1 | 25.6 |
| Cash and unspecified..... | 232,915 | 108,594 | 124,321 | 114.5 | 203,155 | 90,672 | 112,483 | 124.1 | 87.2 | 83.5 | 52.0 | 52.4 | 45.3 | 43.7 | 32.2 | 18.7 | 42.8 | 31.7 |

TABLE 15.—ACREAGE OF ALL LAND IN FARMS, AND ACREAGE OF IMPROVED LAND, WITH PERCENTAGES AND AVERAGES, BY COLOR AND TENURE, BY STATES: 1920 AND 1910.

[Figures for geographic divisions in Table 14. A minus sign (-) denotes decrease. Per cent not shown when base is less than 100.]

| STATE AND COLOR AND TENURE. | ALL LAND IN FARMS (ACRES). | | | | IMPROVED LAND IN FARMS (ACRES). | | | | PER CENT OF FARM LAND IMPROVED. | | AVERAGE ACREAGE PER FARM. | | | | PER CENT DISTRIBUTION. | | | |
|-----------------------------|----------------------------|-------------|------------|-----------|---------------------------------|-------------|------------|-----------|---------------------------------|-------|---------------------------|-------|----------------|-------|------------------------|-------|----------------|-------|
| | 1920 | 1910 | Increase. | | 1920 | 1910 | Increase. | | 1920 | 1910 | All land. | | Improved land. | | All land. | | Improved land. | |
| | | | Amount. | Per cent. | | | Amount. | Per cent. | | | 1920 | 1910 | 1920 | 1910 | 1920 | 1910 | 1920 | 1910 |
| | | | | | | | | | | | | | | | | | | |
| UNITED STATES. | | | | | | | | | | | | | | | | | | |
| White farmers, total..... | 910,939,194 | 832,166,020 | 78,773,174 | 9.5 | 473,774,566 | 449,418,265 | 24,356,301 | 5.4 | 52.0 | 54.0 | 165.7 | 153.0 | 86.2 | 82.6 | 100.0 | 100.0 | 100.0 | 100.0 |
| Owners..... | 620,070,823 | 579,478,154 | 40,592,669 | 7.0 | 306,029,220 | 301,504,138 | 4,525,082 | 1.5 | 49.4 | 52.0 | 168.0 | 156.3 | 82.0 | 81.3 | 68.1 | 69.6 | 64.6 | 67.1 |
| Managers..... | 53,653,478 | 53,304,976 | 348,502 | 0.7 | 13,009,436 | 12,168,563 | 840,873 | 6.9 | 24.2 | 22.8 | 81.0 | 94.2 | 106.4 | 215.1 | 5.9 | 6.4 | 2.7 | 2.7 |
| Tenants..... | 237,214,893 | 199,382,890 | 37,832,003 | 19.0 | 154,735,910 | 135,747,564 | 18,988,346 | 14.0 | 65.2 | 68.1 | 136.3 | 118.9 | 88.9 | 81.0 | 26.0 | 24.0 | 32.7 | 30.2 |
| Colored farmers, total..... | 44,944,521 | 46,632,305 | -1,687,784 | -3.6 | 29,298,441 | 29,033,485 | 264,956 | 0.9 | 65.2 | 62.3 | 47.3 | 50.6 | 30.8 | 31.5 | 100.0 | 100.0 | 100.0 | 100.0 |
| Owners..... | 16,704,192 | 19,076,463 | -2,372,271 | -12.4 | 8,078,263 | 8,346,283 | -268,020 | -3.2 | 48.4 | 43.8 | 71.6 | 79.1 | 34.0 | 34.6 | 37.2 | 40.9 | 27.6 | 28.7 |
| Managers..... | 475,679 | 425,889 | 49,790 | 11.7 | 201,563 | 147,452 | 54,111 | 36.7 | 42.4 | 34.6 | 213.7 | 275.8 | 90.5 | 95.5 | 1.1 | 0.9 | 0.7 | 0.5 |
| Tenants..... | 27,764,650 | 27,129,953 | 634,697 | 2.3 | 21,018,615 | 20,539,750 | 478,865 | 2.3 | 75.7 | 75.7 | 38.9 | 40.0 | 29.4 | 30.3 | 61.8 | 58.2 | 71.7 | 70.7 |
| NEW ENGLAND. | | | | | | | | | | | | | | | | | | |
| Maine. | | | | | | | | | | | | | | | | | | |
| White farmers, total..... | 5,425,015 | 6,295,369 | -870,354 | -13.8 | 1,976,884 | 2,359,993 | -383,109 | -16.2 | 36.4 | 37.5 | 112.5 | 104.9 | 41.0 | 39.3 | 100.0 | 100.0 | 100.0 | 100.0 |
| Owners..... | 5,072,903 | 5,914,633 | -841,630 | -14.2 | 1,852,779 | 2,221,880 | -369,101 | -16.6 | 36.5 | 37.6 | 111.7 | 104.8 | 40.8 | 39.4 | 93.5 | 94.0 | 93.7 | 94.1 |
| Managers..... | 145,793 | 156,864 | -11,071 | -7.1 | 49,431 | 53,351 | -3,920 | -7.3 | 33.9 | 34.0 | 185.5 | 157.2 | 62.9 | 53.5 | 2.7 | 2.5 | 2.5 | 2.3 |
| Tenants..... | 206,319 | 223,072 | -17,653 | -7.0 | 74,674 | 84,762 | -10,088 | -11.9 | 36.2 | 37.8 | 103.0 | 87.5 | 37.3 | 33.1 | 3.8 | 3.6 | 3.8 | 3.6 |
| Colored farmers, total..... | 953 | 1,490 | -537 | -36.0 | 445 | 664 | -219 | -33.0 | 46.7 | 44.6 | 73.3 | 51.4 | 34.2 | 22.9 | 100.0 | 100.0 | 100.0 | 100.0 |
| Owners..... | 953 | 1,289 | -336 | -26.1 | 445 | 572 | -127 | -22.2 | 46.7 | 44.4 | 73.3 | 51.6 | 34.2 | 22.9 | 100.0 | 86.5 | 100.0 | 86.1 |
| Managers..... | | 37 | -37 | | | 1 | -1 | | | | 2.7 | 30.0 | | 1.0 | | 2.5 | | 0.2 |
| Tenants..... | | 164 | -164 | | | 91 | -91 | | | | 55.5 | 54.7 | | 30.3 | | 11.0 | | 13.7 |
| New Hampshire. | | | | | | | | | | | | | | | | | | |
| White farmers, total..... | 2,602,330 | 3,248,530 | -646,200 | -19.9 | 702,387 | 928,877 | -226,500 | -24.4 | 27.0 | 28.6 | 126.9 | 120.1 | 34.2 | 34.4 | 100.0 | 100.0 | 100.0 | 100.0 |
| Owners..... | 2,295,262 | 2,863,072 | -567,810 | -19.8 | 623,263 | 829,074 | -205,811 | -24.8 | 27.2 | 29.0 | 123.5 | 117.0 | 33.5 | 33.9 | 88.2 | 88.1 | 88.7 | 89.3 |
| Managers..... | 154,033 | 209,023 | -55,990 | -26.5 | 33,721 | 42,788 | -9,067 | -21.2 | 21.9 | 20.4 | 282.0 | 308.3 | 61.9 | 62.9 | 5.9 | 6.5 | 4.8 | 4.6 |
| Tenants..... | 153,035 | 175,835 | -22,800 | -13.0 | 45,403 | 57,025 | -11,622 | -20.4 | 29.7 | 32.4 | 111.5 | 93.7 | 33.1 | 30.4 | 5.9 | 5.4 | 6.5 | 6.1 |
| Colored farmers, total..... | 1,476 | 928 | 548 | 59.1 | 515 | 298 | 217 | 72.8 | 34.9 | 32.1 | 105.4 | 61.9 | 36.8 | 19.9 | 100.0 | 100.0 | 100.0 | 100.0 |
| Owners..... | 1,121 | 561 | 560 | 99.8 | 410 | 227 | 183 | 80.6 | 36.6 | 40.5 | 98.4 | 46.8 | 34.2 | 18.9 | 75.9 | 60.5 | 79.6 | 76.2 |
| Managers..... | 325 | 2 | 323 | | 100 | 2 | 98 | | 30.8 | 100.0 | 325.0 | 2.0 | 100.0 | 2.0 | 22.0 | 0.2 | 19.4 | 0.7 |
| Tenants..... | 30 | 365 | -335 | -91.8 | 5 | 69 | -64 | | 16.7 | 18.9 | 30.0 | 182.5 | 5.0 | 34.5 | 2.0 | 39.3 | 1.0 | 23.2 |
| Vermont. | | | | | | | | | | | | | | | | | | |
| White farmers, total..... | 4,231,361 | 4,661,660 | -430,299 | -9.2 | 1,690,173 | 1,633,331 | 56,842 | 3.5 | 39.9 | 35.0 | 145.7 | 142.6 | 58.2 | 50.0 | 100.0 | 100.0 | 100.0 | 100.0 |
| Owners..... | 3,517,824 | 3,814,804 | -296,980 | -7.8 | 1,386,421 | 1,320,934 | 65,487 | 5.0 | 39.4 | 34.6 | 140.2 | 136.0 | 55.2 | 47.1 | 83.1 | 81.8 | 82.0 | 80.9 |
| Managers..... | 149,783 | 208,840 | -59,057 | -28.3 | 55,850 | 52,575 | 3,275 | 6.2 | 37.3 | 25.2 | 265.1 | 328.9 | 98.8 | 82.8 | 3.5 | 4.5 | 3.3 | 3.2 |
| Tenants..... | 563,754 | 638,016 | -74,262 | -11.6 | 247,902 | 259,822 | -11,920 | -4.6 | 44.0 | 40.7 | 166.7 | 159.3 | 73.3 | 64.9 | 13.3 | 13.7 | 15.9 | 15.9 |
| Colored farmers, total..... | 4,450 | 1,917 | 2,533 | 132.1 | 1,422 | 634 | 788 | 124.3 | 32.0 | 33.1 | 158.9 | 95.9 | 50.8 | 31.7 | 100.0 | 100.0 | 100.0 | 100.0 |
| Owners..... | 3,075 | 1,694 | 1,381 | 81.5 | 1,081 | 593 | 518 | 92.0 | 35.2 | 33.2 | 146.4 | 99.6 | 51.5 | 33.1 | 69.1 | 88.4 | 60.4 | 88.8 |
| Managers..... | 414 | 98 | 316 | | 112 | 9 | 103 | | 27.1 | 9.2 | 138.0 | 98.0 | 37.3 | 9.0 | 9.3 | 5.1 | 7.9 | 1.4 |
| Tenants..... | 961 | 125 | 836 | 68.8 | 229 | 62 | 167 | | 23.8 | 49.6 | 240.3 | 62.6 | 57.3 | 31.0 | 21.6 | 6.5 | 16.1 | 9.8 |
| Massachusetts. | | | | | | | | | | | | | | | | | | |
| White farmers, total..... | 2,488,887 | 2,871,377 | -382,490 | -13.3 | 906,399 | 1,162,960 | -256,561 | -22.1 | 36.4 | 40.5 | 78.1 | 78.0 | 38.4 | 31.6 | 100.0 | 100.0 | 100.0 | 100.0 |
| Owners..... | 2,018,142 | 2,339,252 | -321,110 | -13.7 | 743,053 | 930,323 | -187,270 | -20.1 | 36.8 | 39.8 | 72.1 | 73.2 | 26.6 | 29.1 | 81.1 | 81.5 | 82.0 | 80.0 |
| Managers..... | 311,884 | 330,644 | -18,760 | -5.7 | 103,844 | 150,105 | -46,261 | -30.8 | 33.3 | 45.4 | 192.5 | 177.9 | 64.1 | 80.7 | 12.5 | 11.5 | 11.5 | 12.9 |
| Tenants..... | 158,861 | 201,481 | -42,620 | -21.2 | 59,502 | 82,532 | -23,030 | -27.9 | 37.5 | 41.0 | 69.7 | 67.9 | 26.1 | 27.8 | 6.4 | 7.0 | 6.6 | 7.1 |
| Colored farmers, total..... | 5,590 | 4,564 | 1,026 | 22.5 | 2,435 | 1,541 | 894 | 58.0 | 43.6 | 33.8 | 46.2 | 36.8 | 20.1 | 12.4 | 100.0 | 100.0 | 100.0 | 100.0 |
| Owners..... | 3,778 | 3,851 | -73 | -1.9 | 1,470 | 1,298 | 172 | 13.3 | 38.9 | 33.7 | 35.3 | 35.3 | 13.7 | 11.9 | 67.6 | 84.4 | 60.4 | 84.2 |
| Managers..... | 1,211 | 270 | 941 | 348.5 | 806 | 101 | 705 | 698.0 | 66.6 | 37.4 | 173.0 | 67.5 | 115.1 | 25.3 | 21.7 | 5.9 | 33.1 | 6.6 |
| Tenants..... | 601 | 443 | 158 | 35.7 | 159 | 142 | 17 | 12.0 | 26.5 | 32.1 | 85.9 | 40.3 | 22.7 | 12.9 | 10.8 | 9.7 | 6.5 | 9.2 |
| Rhode Island. | | | | | | | | | | | | | | | | | | |
| White farmers, total..... | 330,648 | 441,634 | -110,986 | -25.1 | 132,543 | 177,752 | -45,209 | -25.4 | 40.1 | 40.2 | 81.4 | 84.1 | 32.6 | 33.9 | 100.0 | 100.0 | 100.0 | 100.0 |
| Owners..... | 248,296 | 317,157 | -68,861 | -21.7 | 97,523 | 127,577 | -30,054 | -23.6 | 39.3 | 40.2 | 76.8 | 78.2 | 30.2 | 31.4 | 75.1 | 71.8 | 73.6 | 71.8 |
| Managers..... | 29,702 | 44,436 | -14,734 | -33.2 | 13,913 | 15,914 | -2,001 | -12.6 | 46.8 | 35.8 | 145.6 | 177.0 | 68.2 | 63.4 | 9.0 | 10.1 | 10.5 | 9.0 |
| Tenants..... | 52,650 | 80,041 | -27,391 | -34.2 | 21,107 | 34,261 | -13,154 | -38.4 | 40.1 | 42.8 | 83.8 | 85.0 | 33.6 | 36.4 | 15.9 | 18.1 | 15.9 | 19.3 |
| Colored farmers, total..... | 952 | 1,674 | -722 | -43.1 | 312 | 592 | -280 | -47.3 | 32.8 | 35.4 | 47.6 | 40.8 | 15.6 | 14.4 | 100.0 | 100.0 | 100.0 | 100.0 |
| Owners..... | 638 | 1,105 | -467 | -42.3 | 196 | 387 | -191 | -49.4 | 30.7 | 35.0 | 45.6 | 38.1 | 14.0 | 13.3 | 67.0 | 66.0 | 62.8 | 65.4 |
| Managers..... | 90 | | 90 | | 30 | | 30 | | 33.3 | | 90.0 | | 80.0 | | 9.5 | | 9.6 | |
| Tenants..... | 224 | 569 | -345 | -60.6 | 86 | 205 | -119 | -58.0 | 38.4 | 36.0 | 44.8 | 47.4 | 17.2 | 17.1 | 23.5 | 34.0 | 27.6 | 34.6 |
| Connecticut. | | | | | | | | | | | | | | | | | | |
| White farmers, total..... | 1,891,735 | 2,180,053 | -288,318 | -13.2 | 699,070 | 985,899 | -286,829 | -29.1 | 37.0 | 45.2 | 83.8 | 81.6 | 31.0 | 36.9 | 100.0 | 100.0 | 100.0 | 100.0 |
| Owners..... | 1,540,791 | 1,828,881 | -288,090 | -15.8 | 572,314 | 825,523 | -253,209 | -30.7 | 37.1 | 45.1 | 78.6 | 79.0 | 29.2 | 35.7 | 81.4 | 83.9 | 81.9 | 83.8 |
| Managers..... | 185,226 | 134,982 | 50,244 | 37.2 | 65,112 | 61,268 | 3,844 | 6.3 | 35.2 | 46.4 | 174.1 | 144.1 | 61.2 | 65.4 | 9.8 | 6.2 | 9.3 | 6.2 |
| Tenants..... | 165,718 | 216,190 | -50,472 | -23.3 | 61,644 | 99,108 | -37,464 | -37.8 | 37.2 | 45.8 | 87.2 | 82.8 | 32.4 | 38.0 | 8.8 | 9.9 | 8.8 | 10.1 |
| Colored farmers, total..... | 7,245 | 5,735 | 1,510 | 26.3 | 2,016 | 2,353 | -337 | -14.3 | 27.8 | 41.0 | 66.6 | 50.8 | 26.9 | 20.8 | 100.0 | 100.0 | 100.0 | 100.0 |
| Owners..... | 1,763 | 2,026 | -1,173 | -40.1 | 704 | 1,486 | -782 | -52.6 | 40.2 | 50.8 | 34.4 | 37.0 | 13.8 | 18.8 | 24.2 | 51.0 | 34.9 | 63.2 |
| Managers..... | 1,995 | 1,667 | 298 | 17.9 | 227 | 290 | -63 | -21.7 | 11.6 | 17.4 | 327.5 | 138.9 | 37.8 | 24.2 | 27.1 | 29.1 | 11.3 | 12.3 |
| Tenants..... | 3,527 | 1,142 | 2,385 | 208.8 | 1,086 | 577 | 508 | 88.0 | 30.8 | 50.5 | 195.9 | 51.9 | | | | | | |

TABLE 15.—ACREAGE OF ALL LAND IN FARMS, AND ACREAGE OF IMPROVED LAND, WITH PERCENTAGES AND AVERAGES, BY COLOR AND TENURE, BY STATES: 1920 AND 1910—Continued.

[Figures for geographic divisions in Table 14. A minus sign (-) denotes decrease.]

| STATE AND COLOR AND TENURE. | ALL LAND IN FARMS (ACRES). | | | | IMPROVED LAND IN FARMS (ACRES). | | | | PER CENT OF FARM LAND IMPROVED. | | AVERAGE ACREAGE PER FARM. | | | | PER CENT DISTRIBUTION. | | | |
|-----------------------------|----------------------------|------------|------------|-----------|---------------------------------|------------|------------|-----------|---------------------------------|------|---------------------------|-------|----------------|-------|------------------------|-------|----------------|-------|
| | 1920 | 1910 | Increase. | | 1920 | 1910 | Increase. | | 1920 | 1910 | All land. | | Improved land. | | All land. | | Improved land. | |
| | | | Amount. | Per cent. | | | Amount. | Per cent. | | | 1920 | 1910 | 1920 | 1910 | 1920 | 1910 | 1920 | 1910 |
| MIDDLE ATLANTIC. | | | | | | | | | | | | | | | | | | |
| New York. | | | | | | | | | | | | | | | | | | |
| White farmers, total..... | 20,589,928 | 21,971,024 | -1,381,096 | -6.3 | 13,131,648 | 14,808,120 | -1,676,474 | -11.3 | 63.8 | 67.4 | 106.9 | 102.4 | 68.2 | 69.0 | 100.0 | 100.0 | 100.0 | 100.0 |
| Owners..... | 16,054,168 | 15,776,780 | -277,388 | -1.7 | 9,582,836 | 10,578,703 | -995,867 | -9.4 | 63.7 | 67.1 | 99.5 | 95.1 | 63.3 | 63.8 | 73.1 | 71.8 | 73.0 | 71.4 |
| Managers..... | 928,600 | 837,077 | 91,523 | 10.9 | 460,201 | 430,898 | 29,303 | 6.8 | 49.0 | 51.5 | 213.4 | 207.4 | 105.8 | 106.7 | 4.5 | 3.8 | 3.5 | 2.9 |
| Tenants..... | 4,607,110 | 5,367,167 | -760,047 | -14.0 | 3,089,109 | 3,798,519 | -709,410 | -18.7 | 67.1 | 70.9 | 124.6 | 119.7 | 83.5 | 84.9 | 22.4 | 24.4 | 23.5 | 25.7 |
| Colored farmers, total..... | 42,875 | 59,343 | -16,468 | -27.8 | 27,135 | 35,919 | -8,784 | -24.5 | 63.3 | 60.5 | 78.0 | 63.2 | 49.3 | 38.3 | 100.0 | 100.0 | 100.0 | 100.0 |
| Owners..... | 30,225 | 48,050 | -17,825 | -37.1 | 18,660 | 27,454 | -8,794 | -32.0 | 61.7 | 57.1 | 70.5 | 59.5 | 43.5 | 34.0 | 70.5 | 81.0 | 68.8 | 76.4 |
| Managers..... | 3,695 | 1,369 | 2,326 | 164.1 | 2,186 | 1,038 | 1,148 | 110.6 | 59.2 | 74.2 | 147.8 | 99.9 | 87.4 | 74.1 | 8.6 | 2.4 | 8.1 | 2.9 |
| Tenants..... | 8,955 | 9,894 | -939 | -9.5 | 6,289 | 7,427 | -1,138 | -15.3 | 70.2 | 75.1 | 93.3 | 84.0 | 65.5 | 63.5 | 20.9 | 16.7 | 23.2 | 20.7 |
| New Jersey. | | | | | | | | | | | | | | | | | | |
| White farmers, total..... | 2,256,285 | 2,551,497 | -295,212 | -11.6 | 1,539,147 | 1,788,211 | -249,064 | -13.9 | 68.2 | 70.1 | 77.4 | 77.3 | 52.8 | 54.2 | 100.0 | 100.0 | 100.0 | 100.0 |
| Owners..... | 1,415,780 | 1,556,103 | -140,314 | -9.0 | 968,582 | 1,100,760 | -134,168 | -12.2 | 68.3 | 70.7 | 65.5 | 65.2 | 44.7 | 45.1 | 62.7 | 61.0 | 62.8 | 61.6 |
| Managers..... | 206,413 | 225,069 | -18,656 | -8.3 | 100,342 | 104,867 | -4,525 | -4.3 | 48.0 | 46.0 | 213.5 | 217.9 | 103.8 | 101.5 | 9.1 | 8.8 | 6.6 | 5.9 |
| Tenants..... | 634,093 | 770,295 | -136,232 | -17.7 | 472,223 | 582,594 | -110,371 | -18.9 | 74.5 | 75.0 | 96.1 | 95.0 | 71.0 | 71.8 | 28.1 | 30.2 | 30.7 | 32.6 |
| Colored farmers, total..... | 26,320 | 22,360 | 3,960 | 17.7 | 16,490 | 15,125 | 1,335 | 8.8 | 62.5 | 67.6 | 49.2 | 47.0 | 30.8 | 31.8 | 100.0 | 100.0 | 100.0 | 100.0 |
| Owners..... | 9,002 | 6,803 | 2,199 | 32.3 | 5,237 | 4,862 | 375 | 7.7 | 58.2 | 71.5 | 31.0 | 25.7 | 18.4 | 18.3 | 34.2 | 30.4 | 31.8 | 32.1 |
| Managers..... | 1,978 | 2,241 | -263 | -11.7 | 1,529 | 1,661 | -132 | -7.9 | 77.3 | 74.1 | 98.9 | 83.0 | 76.5 | 61.5 | 7.5 | 10.0 | 9.3 | 11.0 |
| Tenants..... | 15,340 | 13,316 | 2,024 | 15.2 | 9,694 | 8,602 | 1,092 | 12.7 | 63.2 | 64.0 | 66.7 | 72.4 | 42.1 | 45.8 | 58.3 | 59.0 | 58.0 | 56.9 |
| Pennsylvania. | | | | | | | | | | | | | | | | | | |
| White farmers, total..... | 17,630,579 | 18,556,445 | -925,866 | -5.0 | 11,829,040 | 12,654,307 | -825,267 | -6.5 | 67.1 | 68.2 | 87.4 | 84.8 | 58.6 | 57.8 | 100.0 | 100.0 | 100.0 | 100.0 |
| Owners..... | 12,409,320 | 12,879,610 | -380,290 | -3.0 | 8,196,163 | 8,567,220 | -371,057 | -4.3 | 65.6 | 66.5 | 81.6 | 78.6 | 63.5 | 52.3 | 70.9 | 69.4 | 69.3 | 67.7 |
| Managers..... | 778,128 | 644,834 | 133,294 | 20.7 | 460,371 | 369,784 | 90,587 | 24.5 | 50.2 | 57.3 | 175.1 | 134.1 | 103.0 | 94.1 | 4.4 | 3.5 | 3.9 | 2.9 |
| Tenants..... | 4,353,131 | 5,032,001 | -678,870 | -13.5 | 3,172,506 | 3,717,303 | -544,797 | -14.7 | 72.9 | 73.9 | 98.7 | 98.8 | 71.9 | 73.0 | 24.7 | 27.1 | 26.8 | 29.4 |
| Colored farmers, total..... | 28,934 | 30,387 | -3,453 | -11.4 | 18,679 | 19,121 | -533 | -2.8 | 69.4 | 63.2 | 59.7 | 55.7 | 41.4 | 35.2 | 100.0 | 100.0 | 100.0 | 100.0 |
| Owners..... | 10,187 | 15,912 | -5,725 | -36.0 | 7,646 | 9,071 | -1,425 | -15.7 | 75.1 | 57.0 | 39.0 | 40.7 | 29.3 | 26.6 | 37.8 | 52.4 | 40.9 | 47.2 |
| Managers..... | 4,163 | 3,434 | 729 | 21.2 | 3,050 | 2,170 | 880 | 40.6 | 73.3 | 63.2 | 92.5 | 110.8 | 67.8 | 70.0 | 15.5 | 11.3 | 10.3 | 11.3 |
| Tenants..... | 12,584 | 11,041 | 1,543 | 14.0 | 7,983 | 7,971 | 12 | 0.2 | 63.4 | 72.2 | 86.8 | 63.5 | 55.1 | 45.8 | 46.7 | 36.3 | 42.7 | 41.5 |
| EAST NORTH CENTRAL. | | | | | | | | | | | | | | | | | | |
| Ohio. | | | | | | | | | | | | | | | | | | |
| White farmers, total..... | 23,415,478 | 23,998,961 | -583,483 | -2.4 | 18,465,916 | 19,144,653 | -678,737 | -3.5 | 78.9 | 79.8 | 91.8 | 88.9 | 72.4 | 70.9 | 100.0 | 100.0 | 100.0 | 100.0 |
| Owners..... | 14,944,527 | 15,970,297 | -1,025,770 | -6.4 | 11,705,310 | 12,678,068 | -972,758 | -7.7 | 78.3 | 70.4 | 84.5 | 83.7 | 66.2 | 66.5 | 63.8 | 66.0 | 63.4 | 66.2 |
| Managers..... | 557,191 | 501,536 | 55,655 | 11.1 | 380,592 | 347,033 | 33,559 | 11.4 | 69.4 | 60.2 | 184.0 | 184.0 | 127.6 | 127.4 | 2.4 | 2.1 | 2.1 | 1.8 |
| Tenants..... | 7,913,758 | 7,527,128 | 386,630 | 5.1 | 6,374,014 | 6,119,552 | 254,462 | 4.2 | 80.5 | 81.3 | 105.4 | 98.3 | 84.9 | 79.9 | 33.8 | 31.4 | 34.5 | 32.0 |
| Colored farmers, total..... | 100,412 | 106,747 | -6,335 | -5.9 | 76,437 | 83,316 | -6,879 | -8.3 | 76.1 | 78.1 | 62.1 | 54.7 | 47.3 | 42.7 | 100.0 | 100.0 | 100.0 | 100.0 |
| Owners..... | 55,526 | 61,385 | -5,859 | -9.5 | 41,170 | 40,604 | 5,566 | 11.7 | 74.1 | 75.9 | 52.7 | 46.8 | 31.1 | 35.5 | 55.3 | 57.5 | 53.9 | 55.9 |
| Managers..... | 4,533 | 3,100 | 1,433 | 46.2 | 3,555 | 2,409 | 1,146 | 47.0 | 78.4 | 77.7 | 125.9 | 110.7 | 98.8 | 86.0 | 4.5 | 2.9 | 4.7 | 2.9 |
| Tenants..... | 40,353 | 42,262 | -1,909 | -4.5 | 31,712 | 34,303 | -2,591 | -7.6 | 78.6 | 81.2 | 76.6 | 60.4 | 60.2 | 56.3 | 40.2 | 39.6 | 41.5 | 41.2 |
| Indiana. | | | | | | | | | | | | | | | | | | |
| White farmers, total..... | 21,026,618 | 21,254,834 | -228,216 | -1.1 | 16,649,507 | 16,893,488 | -243,981 | -1.4 | 78.2 | 79.5 | 102.8 | 99.0 | 81.4 | 78.7 | 100.0 | 100.0 | 100.0 | 100.0 |
| Owners..... | 12,853,162 | 13,913,726 | -1,060,564 | -7.6 | 10,011,639 | 10,022,085 | -910,446 | -8.3 | 77.9 | 78.5 | 93.9 | 94.0 | 73.1 | 73.8 | 61.1 | 65.5 | 60.1 | 64.7 |
| Managers..... | 470,497 | 481,387 | -10,890 | -2.3 | 344,647 | 341,668 | 2,979 | 0.9 | 73.3 | 71.0 | 203.2 | 210.0 | 148.9 | 149.7 | 2.2 | 2.3 | 2.1 | 2.0 |
| Tenants..... | 7,702,957 | 6,859,721 | 843,236 | 12.3 | 6,293,221 | 6,620,735 | -327,514 | -4.9 | 81.7 | 82.1 | 117.9 | 106.6 | 96.3 | 87.5 | 36.6 | 32.3 | 37.8 | 33.3 |
| Colored farmers, total..... | 36,716 | 44,989 | -8,273 | -18.4 | 30,705 | 37,764 | -7,059 | -18.7 | 83.6 | 83.9 | 64.2 | 55.9 | 53.7 | 46.9 | 100.0 | 100.0 | 100.0 | 100.0 |
| Owners..... | 17,302 | 25,199 | -7,897 | -31.3 | 14,333 | 21,212 | -6,879 | -32.4 | 82.8 | 84.2 | 56.5 | 53.4 | 46.8 | 44.9 | 47.1 | 56.0 | 46.7 | 56.2 |
| Managers..... | 2,419 | 2,082 | 337 | 16.2 | 2,060 | 1,483 | 577 | 38.9 | 85.2 | 71.2 | 172.8 | 138.8 | 147.1 | 98.9 | 6.6 | 4.6 | 6.7 | 3.9 |
| Tenants..... | 16,995 | 17,708 | -713 | -4.0 | 14,312 | 15,069 | -757 | -5.0 | 84.2 | 85.1 | 67.4 | 55.7 | 56.8 | 47.4 | 46.3 | 30.4 | 46.6 | 39.9 |
| Illinois. | | | | | | | | | | | | | | | | | | |
| White farmers, total..... | 31,917,073 | 32,435,051 | -517,978 | -1.6 | 27,247,436 | 27,979,926 | -732,490 | -2.6 | 85.4 | 86.3 | 135.1 | 129.5 | 115.3 | 111.7 | 100.0 | 100.0 | 100.0 | 100.0 |
| Owners..... | 16,231,619 | 17,743,314 | -1,511,695 | -8.5 | 13,595,050 | 14,990,471 | -1,404,421 | -9.4 | 83.8 | 84.5 | 122.9 | 122.9 | 103.0 | 103.9 | 50.9 | 54.7 | 49.9 | 53.6 |
| Managers..... | 711,773 | 553,275 | 158,498 | 28.6 | 576,713 | 424,551 | 152,162 | 35.8 | 81.0 | 76.7 | 209.2 | 233.6 | 169.5 | 179.3 | 2.2 | 1.7 | 2.1 | 1.5 |
| Tenants..... | 14,973,681 | 14,138,462 | 835,219 | 5.9 | 13,075,673 | 12,555,904 | 519,769 | 4.1 | 87.3 | 88.8 | 148.5 | 136.3 | 129.7 | 121.0 | 46.9 | 43.6 | 48.0 | 44.9 |
| Colored farmers, total..... | 57,702 | 37,886 | 19,816 | 34.3 | 47,097 | 68,397 | -21,300 | -31.1 | 81.0 | 77.8 | 64.6 | 61.7 | 52.7 | 48.0 | 100.0 | 100.0 | 100.0 | 100.0 |
| Owners..... | 33,457 | 43,749 | -10,292 | -23.5 | 26,281 | 33,721 | -7,440 | -22.1 | 78.6 | 77.1 | 62.7 | 55.4 | 49.2 | 42.7 | 58.0 | 49.8 | 55.8 | 49.3 |
| Managers..... | 1,077 | 5,188 | -4,111 | -79.2 | 941 | 3,916 | -2,975 | -76.0 | 87.4 | 75.5 | 119.7 | 288.2 | 104.6 | 217.6 | 1.9 | 5.9 | 2.0 | 5.7 |
| Tenants..... | 23,168 | 38,949 | -15,781 | -40.5 | 19,755 | 30,760 | -10,885 | -35.4 | 85.8 | 79.0 | 66.2 | 63.0 | 56.8 | 49.8 | 40.2 | 44.3 | 42.2 | 45.0 |
| Michigan. | | | | | | | | | | | | | | | | | | |
| White farmers, total..... | 18,984,243 | 18,880,908 | 103,335 | 0.5 | 12,893,814 | 12,792,283 | 101,531 | 0.8 | 67.9 | 67.8 | 97.0 | 91.6 | 65.9 | 62.1 | 100.0 | 100.0 | 100.0 | 100.0 |
| Owners..... | 14,506,732 | 15,061,387 | -554,655 | -3.7 | 9,824,920 | 10,112,470 | -287,550 | -2.8 | 67.7 | 67.1 | 91.3 | 87.8 | 61.9 | 59.0 | 76.4 | 79.8 | 78.2 | 79.0 |
| Managers..... | 587,044 | 451,689 | 135,355 | 30.0 | 271,683 | 216,450 | 55,234 | 25.5 | 46.3 | 47.9 | 254.1 | 233.6 | 117.6 | 110.9 | 3.1 | 2.4 | 2.1 | 1.7 |
| Tenants..... | 3,890,472 | 3,367,833 | 522,639 | 15.5 | 2,797,211 | 2,463,354 | 333,857 | 13.6 | 71.9 | 73.1 | 112.6 | 103.5 | 80.9 | 75.7 | 20.5 | 17.8 | 21.7 | 19.3 |
| Colored farmers, total..... | 48,713 | 59,705 | -10,992 | -18.4 | 31,707 | 39,795 | -8,088 | -20.3 | 65.1 | 66.7 | 66.5 | 63.1 | 43.3 | 42.1 | 100.0 | 100.0 | 100.0 | 100.0 |
| Owners..... | 34,729 | 46,107 | -11,378 | -24.7 | 21,9 | | | | | | | | | | | | | |

COLOR AND TENURE OF FARMER.

TABLE 15.—ACREAGE OF ALL LAND IN FARMS, AND ACREAGE OF IMPROVED LAND, WITH PERCENTAGES AND AVERAGES, BY COLOR AND TENURE, BY STATES: 1920 AND 1910—Continued.

[Figures for geographic divisions in Table 14. A minus sign (-) denotes decrease.]

| STATE AND COLOR AND TENURE. | ALL LAND IN FARMS (ACRES). | | | | IMPROVED LAND IN FARMS (ACRES). | | | | PER CENT OF FARM LAND IMPROVED. | | AVERAGE ACREAGE PER FARM. | | | | PER CENT DISTRIBUTION. | | | |
|------------------------------|----------------------------|------------|------------|-----------|---------------------------------|------------|------------|-----------|---------------------------------|--------|---------------------------|---------|----------------|-------|------------------------|-------|----------------|-------|
| | 1920 | 1910 | Increase. | | 1920 | 1910 | Increase. | | 1920 | 1910 | All land. | | Improved land. | | All land. | | Improved land. | |
| | | | Amount. | Per cent. | | | Amount. | Per cent. | | | 1920 | 1910 | 1920 | 1910 | 1920 | 1910 | 1920 | 1910 |
| E. NORTH CENTRAL—Con. | | | | | | | | | | | | | | | | | | |
| Wisconsin. | | | | | | | | | | | | | | | | | | |
| White farmers, total..... | 22,114,129 | 21,020,142 | 1,093,987 | 5.2 | 12,437,349 | 11,892,217 | 545,132 | 4.6 | 56.2 | 56.6 | 117.2 | 119.1 | 65.9 | 67.4 | 100.0 | 100.0 | 100.0 | 100.0 |
| Owners..... | 17,808,980 | 17,332,141 | 476,839 | -2.8 | 9,875,457 | 9,612,692 | 262,765 | 2.7 | 55.5 | 55.5 | 112.0 | 115.2 | 62.1 | 63.9 | 80.5 | 82.5 | 79.4 | 80.8 |
| Managers..... | 531,249 | 354,830 | 176,419 | 49.7 | 241,474 | 154,990 | 86,484 | 55.8 | 45.5 | 42.7 | 219.2 | 245.2 | 99.6 | 107.1 | 2.4 | 1.7 | 1.9 | 1.3 |
| Tenants..... | 3,773,900 | 3,333,171 | 440,729 | 13.2 | 2,320,418 | 2,124,535 | 195,883 | 9.2 | 61.5 | 63.7 | 138.6 | 135.4 | 85.2 | 86.3 | 17.1 | 15.9 | 18.7 | 17.9 |
| Colored farmers, total..... | 34,094 | 39,924 | -5,830 | -14.6 | 14,867 | 15,389 | -522 | -3.4 | 43.0 | 38.5 | 51.4 | 67.6 | 22.4 | 26.0 | 100.0 | 100.0 | 100.0 | 100.0 |
| Owners..... | 32,017 | 37,015 | -4,998 | -13.5 | 13,720 | 14,014 | -294 | -2.1 | 42.9 | 37.9 | 51.0 | 67.4 | 21.8 | 25.5 | 93.9 | 92.7 | 92.3 | 91.1 |
| Managers..... | 605 | 963 | -358 | -59.7 | 457 | 162 | 295 | 182.1 | 75.5 | 63.5 | 201.7 | 75.0 | 152.3 | 40.5 | 1.8 | 0.8 | 3.1 | 1.1 |
| Tenants..... | 1,472 | 2,600 | -1,128 | -43.5 | 600 | 1,213 | -613 | -43.1 | 46.0 | 46.5 | 46.0 | 68.6 | 21.6 | 31.9 | 4.3 | 6.5 | 4.6 | 7.9 |
| WEST NORTH CENTRAL. | | | | | | | | | | | | | | | | | | |
| Minnesota. | | | | | | | | | | | | | | | | | | |
| White farmers, total..... | 30,201,479 | 27,652,207 | 2,549,272 | 9.2 | 21,474,366 | 19,628,989 | 1,845,377 | 9.4 | 71.1 | 71.0 | 169.4 | 177.4 | 120.5 | 126.0 | 100.0 | 100.0 | 100.0 | 100.0 |
| Owners..... | 20,900,110 | 20,049,735 | 850,375 | 1.7 | 14,248,621 | 14,141,833 | 106,788 | 0.8 | 67.9 | 68.5 | 158.4 | 169.4 | 107.5 | 116.0 | 69.5 | 74.7 | 66.4 | 72.0 |
| Managers..... | 443,065 | 413,383 | 29,682 | 7.2 | 283,845 | 285,037 | -1,192 | -0.4 | 64.1 | 69.0 | 277.8 | 338.3 | 178.0 | 233.6 | 1.5 | 1.5 | 1.3 | 1.5 |
| Tenants..... | 8,702,304 | 6,589,189 | 2,113,115 | 33.0 | 6,941,900 | 5,202,119 | 1,739,781 | 33.4 | 79.2 | 79.0 | 198.7 | 201.4 | 157.4 | 159.0 | 29.0 | 23.8 | 32.3 | 26.5 |
| Colored farmers, total..... | 20,270 | 23,616 | -3,346 | -14.1 | 7,344 | 14,544 | -7,200 | -49.5 | 36.2 | 61.6 | 98.0 | 80.6 | 35.5 | 49.6 | 100.0 | 100.0 | 100.0 | 100.0 |
| Owners..... | 18,054 | 19,150 | -1,096 | -5.7 | 6,020 | 11,672 | -5,652 | -48.4 | 33.3 | 61.0 | 102.0 | 98.7 | 34.0 | 60.2 | 89.0 | 81.1 | 82.0 | 80.3 |
| Managers..... | 24 | 451 | -427 | -94.7 | 24 | 204 | -180 | -88.2 | 100.0 | 45.2 | 24.0 | 225.5 | 24.0 | 102.0 | 0.1 | 1.9 | 0.3 | 1.4 |
| Tenants..... | 2,201 | 4,016 | -1,814 | -45.2 | 1,800 | 2,668 | -1,868 | -51.3 | 59.1 | 66.5 | 75.9 | 41.4 | 44.8 | 27.5 | 10.9 | 17.0 | 17.7 | 18.3 |
| Iowa. | | | | | | | | | | | | | | | | | | |
| White farmers, total..... | 33,466,049 | 33,916,710 | -450,661 | -1.3 | 28,600,734 | 29,480,206 | -879,472 | -3.0 | 85.5 | 86.9 | 156.9 | 156.4 | 134.1 | 136.0 | 100.0 | 100.0 | 100.0 | 100.0 |
| Owners..... | 18,045,951 | 20,207,822 | -2,161,871 | -10.7 | 15,316,174 | 17,427,080 | -2,110,906 | -12.1 | 84.9 | 86.2 | 148.1 | 152.1 | 125.7 | 131.2 | 53.9 | 59.6 | 53.6 | 59.1 |
| Managers..... | 568,830 | 439,789 | 129,041 | 16.1 | 445,737 | 333,331 | 112,406 | 16.3 | 73.4 | 78.3 | 228.8 | 338.3 | 179.3 | 199.2 | 1.7 | 1.4 | 1.6 | 1.3 |
| Tenants..... | 14,851,232 | 13,210,099 | 1,641,133 | 12.3 | 12,838,823 | 11,699,795 | 1,139,028 | 10.0 | 86.4 | 88.3 | 166.8 | 161.1 | 144.2 | 142.2 | 44.4 | 39.0 | 44.9 | 39.6 |
| Colored farmers, total..... | 8,847 | 13,978 | -5,131 | -36.7 | 6,217 | 10,999 | -4,782 | -43.4 | 70.3 | 78.6 | 81.2 | 69.5 | 57.0 | 54.7 | 100.0 | 100.0 | 100.0 | 100.0 |
| Owners..... | 6,140 | 6,515 | -375 | -21.1 | 3,450 | 5,155 | -1,705 | -33.1 | 67.1 | 79.1 | 69.5 | 47.9 | 46.6 | 37.9 | 58.1 | 46.0 | 55.5 | 46.9 |
| Managers..... | 250 | 1,018 | -768 | -75.4 | 160 | 640 | -480 | -75.2 | 64.0 | 63.6 | 250.0 | 508.0 | 160.0 | 823.0 | 2.8 | 7.3 | 2.6 | 5.9 |
| Tenants..... | 3,457 | 6,447 | -2,990 | -46.4 | 2,607 | 5,192 | -2,585 | -49.8 | 75.4 | 80.5 | 101.7 | 102.3 | 76.7 | 82.4 | 39.1 | 46.1 | 41.9 | 47.2 |
| Missouri. | | | | | | | | | | | | | | | | | | |
| White farmers, total..... | 34,584,245 | 34,361,183 | 223,062 | 0.6 | 24,600,967 | 24,408,746 | 202,221 | 1.2 | 71.4 | 71.0 | 132.9 | 125.6 | 94.9 | 89.2 | 100.0 | 100.0 | 100.0 | 100.0 |
| Owners..... | 24,574,801 | 25,057,644 | -482,843 | -1.9 | 17,380,055 | 17,602,014 | -212,959 | -1.2 | 70.8 | 70.2 | 134.0 | 131.8 | 94.8 | 92.6 | 71.1 | 72.0 | 70.4 | 72.1 |
| Managers..... | 653,300 | 622,313 | 31,077 | 5.0 | 419,598 | 390,006 | 29,592 | 7.6 | 64.2 | 62.7 | 297.1 | 317.5 | 190.3 | 199.0 | 1.9 | 1.8 | 1.7 | 1.6 |
| Tenants..... | 9,356,054 | 8,681,226 | 674,828 | 7.8 | 6,882,314 | 6,416,726 | 465,588 | 7.3 | 73.6 | 73.9 | 125.4 | 106.6 | 92.3 | 78.3 | 27.1 | 25.3 | 27.9 | 26.3 |
| Colored farmers, total..... | 8,847 | 230,065 | -30,631 | -17.2 | 141,989 | 172,440 | -30,441 | -17.7 | 74.6 | 75.0 | 67.4 | 62.8 | 50.2 | 47.0 | 100.0 | 100.0 | 100.0 | 100.0 |
| Owners..... | 111,000 | 131,597 | -19,601 | -14.9 | 77,910 | 92,522 | -14,612 | -15.8 | 69.6 | 70.3 | 68.1 | 62.4 | 47.4 | 43.9 | 58.8 | 57.2 | 54.9 | 53.7 |
| Managers..... | 11,057 | 7,532 | 3,525 | 40.8 | 9,379 | 6,709 | 2,670 | 39.9 | 84.8 | 80.0 | 230.4 | 183.7 | 195.4 | 168.6 | 5.3 | 3.3 | 6.6 | 3.9 |
| Tenants..... | 67,331 | 90,936 | -23,555 | -25.9 | 54,704 | 73,205 | -18,501 | -25.3 | 81.2 | 80.5 | 59.4 | 00.0 | 43.2 | 47.2 | 35.4 | 39.5 | 38.5 | 42.5 |
| North Dakota. | | | | | | | | | | | | | | | | | | |
| White farmers, total..... | 36,028,299 | 28,231,620 | 7,796,679 | 27.6 | 24,517,007 | 20,406,121 | 4,110,886 | 20.1 | 68.0 | 72.3 | 467.0 | 383.5 | 317.8 | 277.2 | 100.0 | 100.0 | 100.0 | 100.0 |
| Owners..... | 26,084,516 | 23,305,038 | 2,789,478 | 14.1 | 17,419,933 | 16,360,242 | 1,059,691 | 6.5 | 65.3 | 69.9 | 472.7 | 374.4 | 308.6 | 261.8 | 74.1 | 82.9 | 71.1 | 80.2 |
| Managers..... | 810,607 | 470,733 | 339,874 | 70.0 | 482,405 | 374,572 | 107,833 | 28.8 | 59.5 | 78.6 | 950.4 | 959.0 | 1,655.5 | 777.1 | 2.3 | 1.7 | 2.0 | 1.8 |
| Tenants..... | 8,633,116 | 4,350,899 | 4,282,217 | 95.7 | 6,614,669 | 3,671,307 | 2,943,362 | 80.2 | 77.5 | 84.2 | 430.0 | 409.4 | 333.3 | 344.7 | 23.7 | 15.4 | 27.0 | 18.0 |
| Colored farmers, total..... | 186,452 | 195,020 | -8,568 | -4.4 | 46,171 | 48,971 | -2,800 | -5.7 | 24.8 | 25.1 | 343.4 | 262.5 | 85.0 | 65.9 | 100.0 | 100.0 | 100.0 | 100.0 |
| Owners..... | 165,669 | 191,700 | -26,031 | -13.6 | 37,996 | 47,456 | -10,060 | -21.2 | 22.0 | 24.8 | 353.0 | 263.7 | 79.7 | 65.3 | 88.8 | 98.3 | 81.0 | 95.9 |
| Managers..... | 800 | 480 | 320 | 66.7 | 450 | 310 | 140 | 45.2 | 56.3 | 64.6 | 400.0 | 240.0 | 225.0 | 155.0 | 0.4 | 0.2 | 1.0 | 0.6 |
| Tenants..... | 20,083 | 2,840 | 17,243 | 607.1 | 8,325 | 1,205 | 7,120 | 590.9 | 41.5 | 42.4 | 278.9 | 202.9 | 115.6 | 86.1 | 10.8 | 1.5 | 13.0 | 2.5 |
| South Dakota. | | | | | | | | | | | | | | | | | | |
| White farmers, total..... | 33,786,349 | 24,571,572 | 9,214,777 | 37.5 | 18,048,481 | 15,706,350 | 2,342,131 | 14.9 | 53.4 | 63.9 | 462.7 | 328.3 | 247.2 | 209.9 | 100.0 | 100.0 | 100.0 | 100.0 |
| Owners..... | 23,364,878 | 17,892,408 | 5,472,470 | 30.6 | 11,344,944 | 10,085,903 | 1,259,041 | 12.4 | 48.0 | 59.6 | 504.1 | 323.9 | 244.8 | 193.1 | 69.2 | 72.8 | 62.9 | 67.9 |
| Managers..... | 883,213 | 626,827 | 256,386 | 40.9 | 278,302 | 287,066 | -8,764 | -3.1 | 31.5 | 45.8 | 1,145.5 | 1,485.4 | 361.0 | 650.3 | 2.6 | 2.0 | 1.5 | 1.8 |
| Tenants..... | 9,538,258 | 6,052,337 | 3,485,921 | 57.6 | 6,426,215 | 4,768,411 | 1,657,804 | 35.2 | 67.4 | 78.5 | 368.2 | 315.8 | 248.0 | 248.0 | 28.2 | 24.6 | 35.6 | 30.3 |
| Colored farmers, total..... | 850,142 | 1,445,320 | -595,178 | -41.2 | 150,769 | 120,828 | 29,941 | 24.8 | 17.7 | 8.4 | 527.4 | 514.7 | 93.5 | 43.0 | 100.0 | 100.0 | 100.0 | 100.0 |
| Owners..... | 804,499 | 1,422,530 | -618,031 | -43.4 | 138,293 | 113,597 | 24,696 | 21.7 | 17.2 | 8.0 | 549.1 | 519.9 | 94.4 | 41.5 | 94.0 | 98.4 | 91.7 | 94.0 |
| Managers..... | 6,504 | 8,372 | -1,868 | -22.3 | 454 | 1,100 | -646 | -58.7 | 7.0 | 13.1 | 650.4 | 1,196.0 | 46.4 | 157.1 | 0.8 | 0.6 | 0.3 | 0.9 |
| Tenants..... | 39,139 | 14,418 | 24,721 | 171.5 | 12,022 | 6,131 | 5,891 | 96.1 | 30.7 | 42.5 | 285.7 | 221.8 | 87.8 | 94.3 | 4.6 | 1.0 | 8.0 | 5.1 |
| Nebraska. | | | | | | | | | | | | | | | | | | |
| White farmers, total..... | 42,158,793 | 38,541,471 | 3,617,322 | 9.4 | 23,077,258 | 24,341,688 | -1,264,430 | -5.2 | 54.7 | 63.2 | 339.9 | 298.3 | 186.1 | 188.4 | 100.0 | 100.0 | 100.0 | 100.0 |
| Owners..... | 26,384,910 | 26,908,314 | -523,404 | -1.9 | 13,161,040 | 15,431,001 | -2,270,051 | -14.7 | 49.9 | 57.3 | 380.1 | 341.1 | 189.6 | 195.6 | 62.6 | 69.8 | 57.0 | 63.4 |
| Managers..... | 1,478,572 | 1,093,212 | 385,360 | 35.3 | 432,101 | 561,929 | -129,828 | -23.1 | 29.2 | 51.4 | 1,127.8 | 1,108.7 | 329.6 | 569.9 | 3.5 | 2.8 | 1.9 | 2.3 |
| Tenants..... | 14,295,311 | 10,539,945 | 3,755,366 | 35.6 | 9,484,117 | 8,348,668 | 1,135,449 | 13.6 | 66.3 | 79.2 | 268.2 | 213.6 | 177.9 | 169.2 | 33.9 | 27.3 | 41.1 | 34.3 |
| Colored farmers, total..... | 66,682 | 80,550 | -13,868 | -17.2 | 32,366 | 40,889 | -8,523 | -20.8 | 48.5 | 50.8</ | | | | | | | | |

TABLE 15.—ACREAGE OF ALL LAND IN FARMS, AND ACREAGE OF IMPROVED LAND, WITH PERCENTAGES AND AVERAGES, BY COLOR AND TENURE, BY STATES: 1920 AND 1910—Continued.

[Figures for geographic divisions in Table 14. A minus sign (—) denotes decrease. Per cent not shown when base is less than 100.]

| STATE AND COLOR AND TENURE. | ALL LAND IN FARMS (ACRES). | | | | IMPROVED LAND IN FARMS (ACRES). | | | | PER CENT OF FARM LAND IMPROVED. | | AVERAGE ACREAGE PER FARM. | | | | PER CENT DISTRIBUTION. | | | |
|--------------------------------|----------------------------|------------|------------|-----------|---------------------------------|------------|------------|-----------|---------------------------------|-------|---------------------------|-------|----------------|-------|------------------------|-------|----------------|-------|
| | 1920 | 1910 | Increase. | | 1920 | 1910 | Increase. | | 1920 | 1910 | All land. | | Improved land. | | All land. | | Improved land. | |
| | | | Amount. | Per cent. | | | Amount. | Per cent. | | | 1920 | 1910 | 1920 | 1910 | 1920 | 1910 | 1920 | 1910 |
| WEST NORTH CENTRAL—CON. | | | | | | | | | | | | | | | | | | |
| Kansas. | | | | | | | | | | | | | | | | | | |
| White farmers, total..... | 45,236,124 | 43,181,686 | 2,054,438 | 4.8 | 30,470,997 | 29,763,626 | 707,041 | 2.4 | 67.4 | 68.9 | 275.7 | 245.1 | 1185.7 | 109.0 | 100.0 | 100.0 | 100.0 | 100.0 |
| Owners..... | 27,259,088 | 25,705,040 | 1,445,952 | -5.0 | 17,864,109 | 19,259,209 | -1,395,010 | -7.2 | 65.5 | 67.1 | 283.1 | 200.9 | 185.5 | 175.1 | 60.3 | 68.5 | 58.6 | 64.7 |
| Managers..... | 1,218,298 | 1,253,644 | -35,346 | -2.8 | 501,194 | 430,145 | 71,049 | 16.5 | 41.1 | 34.3 | 824.8 | 954.1 | 1339.3 | 327.4 | 2.7 | 2.9 | 1.0 | 1.4 |
| Tenants..... | 16,758,738 | 13,223,002 | 3,535,736 | 26.7 | 12,105,277 | 10,074,275 | 2,031,002 | 20.2 | 72.2 | 76.2 | 252.9 | 204.0 | 182.7 | 155.4 | 37.0 | 30.6 | 39.7 | 33.8 |
| Colored farmers, total..... | 189,055 | 203,113 | -14,058 | -6.9 | 130,093 | 140,441 | -10,348 | -7.4 | 68.8 | 69.1 | 152.7 | 120.1 | 105.1 | 83.1 | 100.0 | 100.0 | 100.0 | 100.0 |
| Owners..... | 117,683 | 135,142 | -17,459 | -12.9 | 78,748 | 89,587 | -10,839 | -12.1 | 66.9 | 66.3 | 148.4 | 123.1 | 99.3 | 81.6 | 62.2 | 66.5 | 60.5 | 63.8 |
| Managers..... | 2,613 | 10,047 | -7,434 | -74.0 | 2,077 | 4,717 | -2,640 | -50.0 | 79.9 | 46.9 | 145.2 | 478.4 | 115.4 | 224.0 | 1.4 | 4.9 | 1.0 | 3.4 |
| Tenants..... | 68,759 | 57,924 | 10,835 | 18.7 | 49,268 | 46,137 | 3,131 | 6.8 | 71.7 | 79.7 | 161.0 | 101.3 | 115.4 | 80.7 | 36.4 | 28.5 | 37.9 | 32.9 |
| SOUTH ATLANTIC. | | | | | | | | | | | | | | | | | | |
| Delaware. | | | | | | | | | | | | | | | | | | |
| White farmers, total..... | 889,623 | 981,893 | -92,270 | -9.4 | 615,117 | 676,462 | -61,345 | -9.1 | 69.1 | 68.9 | 90.0 | 99.0 | 66.4 | 68.2 | 100.0 | 100.0 | 100.0 | 100.0 |
| Owners..... | 438,964 | 463,212 | -24,248 | -5.2 | 293,795 | 312,803 | -19,008 | -6.1 | 66.9 | 67.5 | 77.6 | 80.3 | 52.0 | 54.2 | 40.3 | 47.2 | 47.8 | 46.2 |
| Managers..... | 20,191 | 18,769 | 1,422 | 7.6 | 15,611 | 15,553 | 58 | 0.4 | 77.3 | 82.9 | 154.1 | 175.4 | 110.2 | 145.4 | 2.3 | 1.9 | 2.5 | 2.3 |
| Tenants..... | 430,468 | 499,912 | -69,444 | -13.9 | 306,711 | 348,106 | -42,395 | -12.2 | 71.0 | 69.6 | 123.6 | 123.9 | 87.8 | 86.3 | 48.4 | 50.9 | 40.7 | 51.5 |
| Colored farmers, total..... | 54,888 | 58,973 | -2,085 | -3.7 | 37,935 | 37,076 | 859 | 2.3 | 69.1 | 65.1 | 62.9 | 61.8 | 43.5 | 40.2 | 100.0 | 100.0 | 100.0 | 100.0 |
| Owners..... | 12,512 | 13,615 | -1,103 | -8.1 | 8,424 | 9,274 | -850 | -9.2 | 67.3 | 68.1 | 35.2 | 33.5 | 23.7 | 22.8 | 32.8 | 23.9 | 22.2 | 25.0 |
| Managers..... | 1,204 | 2,395 | -1,191 | -46.0 | 933 | 2,034 | -1,101 | -54.1 | 72.1 | 84.9 | 99.5 | 149.7 | 71.8 | 127.1 | 2.4 | 4.2 | 2.5 | 5.6 |
| Tenants..... | 41,082 | 40,963 | 119 | 0.3 | 28,578 | 25,768 | 2,810 | 10.9 | 69.6 | 62.9 | 81.5 | 81.9 | 56.7 | 51.6 | 74.8 | 71.9 | 75.3 | 69.5 |
| Maryland. | | | | | | | | | | | | | | | | | | |
| White farmers, total..... | 4,406,422 | 4,698,623 | -292,201 | -6.2 | 2,919,042 | 3,136,185 | -217,143 | -6.9 | 66.2 | 66.7 | 105.7 | 110.4 | 70.0 | 73.7 | 100.0 | 100.0 | 100.0 | 100.0 |
| Owners..... | 2,631,595 | 2,783,279 | -151,684 | -5.4 | 1,686,704 | 1,806,918 | -120,214 | -6.7 | 64.1 | 64.9 | 90.0 | 94.1 | 57.7 | 61.1 | 59.7 | 59.2 | 57.8 | 57.6 |
| Managers..... | 237,344 | 193,930 | 43,414 | 22.4 | 152,839 | 120,254 | 32,585 | 27.1 | 64.4 | 62.0 | 154.1 | 175.4 | 110.2 | 133.5 | 5.4 | 4.1 | 5.2 | 3.8 |
| Tenants..... | 1,537,483 | 1,721,414 | -183,931 | -10.7 | 1,079,499 | 1,209,013 | -129,514 | -10.7 | 70.2 | 70.2 | 135.7 | 142.5 | 95.3 | 100.1 | 34.9 | 36.6 | 37.0 | 38.6 |
| Colored farmers, total..... | 351,577 | 358,517 | -6,940 | -1.9 | 217,686 | 218,582 | -896 | -0.4 | 61.9 | 61.0 | 56.6 | 56.3 | 35.1 | 34.3 | 100.0 | 100.0 | 100.0 | 100.0 |
| Owners..... | 119,275 | 122,039 | -2,764 | -2.3 | 73,284 | 76,504 | -3,220 | -4.3 | 61.4 | 62.7 | 35.2 | 30.9 | 20.6 | 19.4 | 33.9 | 34.0 | 33.7 | 35.0 |
| Managers..... | 22,082 | 15,361 | 6,721 | 65.3 | 15,679 | 9,015 | 6,664 | 78.9 | 71.0 | 67.5 | 146.2 | 153.6 | 103.8 | 108.6 | 6.3 | 3.7 | 7.2 | 4.1 |
| Tenants..... | 210,220 | 223,117 | -12,897 | -5.8 | 128,723 | 133,063 | -4,280 | -3.2 | 61.2 | 69.6 | 83.8 | 95.6 | 51.3 | 57.0 | 59.8 | 62.2 | 59.1 | 60.8 |
| District of Columbia. | | | | | | | | | | | | | | | | | | |
| White farmers, total..... | 5,380 | 5,968 | -588 | -9.9 | 3,985 | 5,038 | -1,053 | -20.9 | 74.1 | 84.4 | 29.2 | 29.1 | 21.7 | 24.6 | 100.0 | 100.0 | 100.0 | 100.0 |
| Owners..... | 1,704 | 2,371 | -667 | -28.1 | 1,287 | 2,069 | -782 | -37.8 | 75.5 | 87.3 | 18.7 | 21.0 | 14.1 | 18.8 | 100.0 | 100.0 | 100.0 | 100.0 |
| Managers..... | 1,856 | 1,452 | 404 | 27.8 | 1,429 | 1,250 | 170 | 13.5 | 77.0 | 89.7 | 103.1 | 103.7 | 79.4 | 89.9 | 34.5 | 24.3 | 35.9 | 25.0 |
| Tenants..... | 1,820 | 2,145 | -325 | -15.2 | 1,269 | 1,710 | -441 | -25.8 | 69.7 | 79.7 | 24.3 | 26.5 | 10.9 | 21.1 | 33.8 | 35.9 | 31.8 | 38.9 |
| Colored farmers, total..... | 288 | 95 | 193 | 67.0 | 273 | 95 | 178 | 64.0 | 94.8 | 100.0 | 14.4 | 7.9 | 13.7 | 7.9 | 100.0 | 100.0 | 100.0 | 100.0 |
| Owners..... | 25 | 58 | -33 | -131.2 | 24 | 58 | -34 | -131.2 | 94.0 | 100.0 | 2.8 | 7.3 | 2.7 | 7.3 | 8.7 | 61.1 | 8.8 | 61.1 |
| Managers..... | 95 | 4 | 91 | 222.5 | 4 | 4 | 83 | 207.5 | 94.7 | 100.0 | 95.0 | 4.0 | 90.0 | 4.0 | 33.0 | 4.2 | 33.0 | 4.2 |
| Tenants..... | 108 | 33 | 135 | 125.0 | 159 | 33 | 126 | 78.5 | 94.6 | 100.0 | 16.8 | 11.0 | 15.9 | 11.0 | 58.3 | 34.7 | 58.2 | 34.7 |
| Virginia. | | | | | | | | | | | | | | | | | | |
| White farmers, total..... | 16,297,693 | 17,287,416 | -989,723 | -5.6 | 8,356,031 | 8,758,850 | -402,819 | -4.6 | 51.3 | 50.8 | 117.7 | 127.0 | 60.4 | 64.4 | 100.0 | 100.0 | 100.0 | 100.0 |
| Owners..... | 12,387,142 | 13,334,122 | -946,980 | -7.1 | 6,388,686 | 6,802,428 | -413,742 | -6.1 | 51.6 | 51.0 | 117.5 | 131.5 | 60.6 | 67.1 | 76.0 | 77.3 | 76.5 | 77.7 |
| Managers..... | 792,456 | 630,340 | 162,116 | 25.7 | 398,326 | 306,432 | 91,844 | 30.0 | 50.3 | 48.6 | 409.1 | 430.2 | 205.6 | 212.1 | 4.9 | 3.7 | 4.8 | 3.5 |
| Tenants..... | 3,118,095 | 3,262,954 | -174,859 | -5.3 | 1,569,019 | 1,649,920 | -80,921 | -4.9 | 50.3 | 50.1 | 100.2 | 90.7 | 50.4 | 50.0 | 19.1 | 19.1 | 18.8 | 18.8 |
| Colored farmers, total..... | 2,263,419 | 2,238,220 | 25,199 | 1.1 | 1,104,461 | 1,111,208 | -6,747 | -0.6 | 48.8 | 49.6 | 47.4 | 46.5 | 23.1 | 23.1 | 100.0 | 100.0 | 100.0 | 100.0 |
| Owners..... | 1,373,761 | 1,381,223 | -7,462 | -0.5 | 654,218 | 669,358 | -15,140 | -2.3 | 47.6 | 48.5 | 44.4 | 42.9 | 21.1 | 20.8 | 60.7 | 61.7 | 59.2 | 60.2 |
| Managers..... | 31,294 | 29,985 | 1,309 | 4.4 | 17,155 | 14,046 | 3,109 | 22.1 | 54.8 | 46.8 | 158.9 | 166.6 | 87.1 | 78.0 | 1.4 | 1.3 | 1.6 | 1.3 |
| Tenants..... | 858,364 | 827,012 | 31,352 | 3.8 | 433,088 | 427,804 | 5,284 | 1.2 | 50.5 | 51.7 | 61.6 | 52.7 | 26.0 | 27.2 | 37.9 | 36.9 | 39.2 | 38.5 |
| West Virginia. | | | | | | | | | | | | | | | | | | |
| White farmers, total..... | 9,542,246 | 9,991,901 | -449,655 | -4.5 | 5,503,202 | 5,501,500 | 1,702 | (1) | 57.7 | 55.1 | 110.0 | 104.1 | 63.4 | 57.3 | 100.0 | 100.0 | 100.0 | 100.0 |
| Owners..... | 7,794,290 | 8,158,238 | -363,948 | -4.5 | 4,576,437 | 4,591,581 | -15,144 | -0.3 | 58.7 | 56.3 | 108.7 | 108.2 | 63.8 | 60.9 | 81.7 | 81.6 | 83.2 | 83.5 |
| Managers..... | 354,563 | 233,847 | 120,716 | 24.9 | 182,909 | 133,232 | 49,677 | 37.3 | 51.6 | 46.9 | 327.7 | 328.1 | 160.0 | 154.0 | 3.7 | 2.8 | 3.3 | 2.4 |
| Tenants..... | 1,393,393 | 1,549,816 | -156,423 | -10.1 | 743,856 | 776,687 | -32,831 | -4.2 | 53.4 | 50.1 | 99.5 | 78.7 | 53.7 | 39.4 | 14.0 | 15.5 | 13.5 | 14.1 |
| Colored farmers, total..... | 27,544 | 34,541 | -6,997 | -20.3 | 17,106 | 20,257 | -3,151 | -15.6 | 62.1 | 58.6 | 54.7 | 48.8 | 33.9 | 28.6 | 100.0 | 100.0 | 100.0 | 100.0 |
| Owners..... | 19,052 | 25,957 | -6,905 | -26.6 | 11,211 | 14,522 | -3,311 | -22.8 | 58.8 | 55.9 | 47.3 | 46.5 | 27.8 | 26.0 | 69.2 | 75.1 | 65.5 | 71.7 |
| Managers..... | 1,520 | 655 | 865 | 132.1 | 1,230 | 602 | 628 | 105.8 | 81.5 | 91.9 | 190.0 | 93.6 | 154.9 | 86.0 | 5.5 | 1.9 | 7.2 | 3.0 |
| Tenants..... | 6,972 | 7,929 | -957 | -12.1 | 4,665 | 5,133 | -468 | -9.3 | 66.8 | 64.7 | 75.0 | 55.4 | 50.1 | 35.9 | 25.3 | 23.0 | 27.2 | 25.3 |
| North Carolina. | | | | | | | | | | | | | | | | | | |
| White farmers, total..... | 18,584,294 | 19,253,325 | -2,669,031 | -13.9 | 8,341,309 | 7,982,344 | 358,965 | 4.5 | 38.2 | 36.8 | 85.7 | 102.4 | 32.8 | 37.7 | 100.0 | 100.0 | 100.0 | 100.0 |
| Owners..... | 12,282,645 | 14,468,827 | -2,176,182 | -15.1 | 4,458,019 | 5,027,216 | -569,197 | -11.3 | 36.3 | 34.8 | 95.1 | 116.7 | 34.5 | 40.6 | 74.1 | 75.1 | 70.3 | 71.0 |
| Managers..... | 873,532 | 563,385 | 310,147 | 35.5 | 105,916 | 154,738 | -48,822 | -31.6 | 28.4 | 27.5 | 449.0 | 639.6 | 127.3 | 148.2 | 2.3 | 2.9 | 1.7 | 2.2 |
| Tenants..... | 3,228,007 | 4,221,113 | -303,046 | -7.2 | 1,777,374 | 1,800,390 | -23,016 | -1.3 | 45.2 | 44.9 | 61.8 | 67.0 | 28.0 | 30.1 | 23.7 | 22.0 | 28.0 | 26.8 |
| Colored farmers, total..... | 3,437,442 | 3,185,804 | 251,638 | 7.9 | 1,857,100 | 1,730,712 | 126,388 | 7.3 | 54.0 | 54.3 | 45.1 | 48.5 | 24.3 | 26.4 | 100.0 | 100.0 | 100.0 | 100.0 |
| Owners..... | 1,158,894 | 1,197,496 | -38,602 | -3.2 | 508,339 | 512,507 | -4,168 | -0.8 | 43.9 | 42.8 | 52.0 | 55.8 | 22.8 | 23.9 | 33.7 | 37.6 | 27.4 | 29.6 |
| Managers..... | | | | | | | | | | | | | | | | | | |

COLOR AND TENURE OF FARMER.

TABLE 15.—ACREAGE OF ALL LAND IN FARMS, AND ACREAGE OF IMPROVED LAND, WITH PERCENTAGES AND AVERAGES, BY COLOR AND TENURE, BY STATES: 1920 AND 1910—Continued.

[Figures for geographic divisions in Table 14. A minus sign (—) denotes decrease.]

| STATE AND COLOR AND TENURE. | ALL LAND IN FARMS (ACRES). | | | | IMPROVED LAND IN FARMS (ACRES). | | | | PER CENT OF FARM LAND IMPROVED. | | AVERAGE ACREAGE PER FARM. | | | | PER CENT DISTRIBUTION. | | | |
|-----------------------------|----------------------------|------------|------------|-----------|---------------------------------|------------|-----------|-----------|---------------------------------|------|---------------------------|-------|----------------|-------|------------------------|---------|----------------|-------|
| | 1920 | 1910 | Increase. | | 1920 | 1910 | Increase. | | 1920 | 1910 | All land. | | Improved land. | | All land. | | Improved land. | |
| | | | Amount. | Per cent. | | | Amount. | Per cent. | | | 1920 | 1910 | 1920 | 1910 | 1920 | 1910 | 1920 | 1910 |
| | | | | | | | | | | | | | | | | | | |
| SOUTH ATLANTIC—Con. | | | | | | | | | | | | | | | | | | |
| South Carolina. | | | | | | | | | | | | | | | | | | |
| White farmers, total | 8,046,872 | 9,571,552 | -1,524,680 | -15.9 | 3,280,566 | 3,499,775 | -219,209 | -6.3 | 40.8 | 38.6 | 86.2 | 120.2 | 38.2 | 43.9 | 100.0 | 100.0 | 100.0 | 100.0 |
| Owners | 5,570,841 | 6,053,459 | -1,382,618 | -19.9 | 2,032,043 | 2,261,431 | -229,387 | -10.1 | 36.5 | 32.5 | 123.9 | 158.1 | 45.2 | 51.4 | 69.2 | 72.6 | 61.9 | 64.6 |
| Managers | 387,427 | 504,958 | -117,531 | -23.3 | 104,990 | 126,932 | -21,942 | -17.3 | 27.1 | 25.1 | 698.1 | 689.8 | 189.2 | 173.4 | 4.8 | 5.3 | 3.2 | 3.6 |
| Tenants | 2,088,404 | 2,113,135 | -24,731 | -1.2 | 1,143,528 | 1,111,412 | 32,116 | 2.9 | 54.8 | 52.6 | 54.7 | 60.5 | 30.0 | 31.8 | 26.0 | 22.1 | 34.9 | 31.8 |
| Colored farmers, total | 4,380,003 | 3,940,476 | 439,527 | 11.2 | 2,903,593 | 2,585,224 | 305,369 | 11.8 | 66.3 | 65.9 | 40.2 | 40.7 | 26.6 | 26.8 | 100.0 | 100.0 | 100.0 | 100.0 |
| Owners | 1,146,396 | 1,008,044 | 138,352 | 4.4 | 590,881 | 539,347 | 51,534 | 9.0 | 51.5 | 49.1 | 50.4 | 53.9 | 20.0 | 20.5 | 26.2 | 27.9 | 20.3 | 20.8 |
| Managers | 37,095 | 42,454 | -5,359 | -12.6 | 11,452 | 14,874 | -3,422 | -23.0 | 30.0 | 35.0 | 202.7 | 324.1 | 62.0 | 61.5 | 0.8 | 1.1 | 0.4 | 0.6 |
| Tenants | 3,196,512 | 2,709,978 | 396,534 | 14.2 | 2,301,260 | 2,044,003 | 257,257 | 12.6 | 72.0 | 73.0 | 37.1 | 36.7 | 20.7 | 26.8 | 73.0 | 71.1 | 79.3 | 78.7 |
| Georgia. | | | | | | | | | | | | | | | | | | |
| White farmers, total | 18,369,149 | 19,861,362 | -1,492,213 | -7.5 | 8,177,099 | 7,506,455 | 670,644 | 8.9 | 44.5 | 37.8 | 101.7 | 117.9 | 45.3 | 44.6 | 100.0 | 100.0 | 100.0 | 100.0 |
| Owners | 11,469,031 | 13,501,789 | -2,032,758 | -15.1 | 4,414,710 | 4,286,899 | 127,811 | 3.0 | 38.5 | 31.8 | 133.2 | 162.8 | 51.3 | 51.7 | 62.4 | 68.0 | 54.0 | 57.1 |
| Managers | 890,951 | 761,571 | 129,380 | 19.3 | 305,801 | 237,134 | 68,667 | 29.0 | 34.1 | 31.6 | 619.4 | 579.9 | 211.2 | 183.0 | 4.0 | 3.8 | 3.7 | 3.2 |
| Tenants | 6,003,167 | 5,600,002 | 393,165 | 7.0 | 3,456,588 | 2,982,422 | 474,166 | 15.9 | 57.6 | 63.2 | 64.5 | 66.0 | 37.2 | 35.4 | 32.7 | 28.2 | 42.8 | 39.7 |
| Colored farmers, total | 7,071,912 | 7,092,051 | -20,139 | -0.3 | 4,873,110 | 4,781,562 | 91,548 | 1.9 | 69.0 | 67.6 | 54.3 | 57.9 | 37.5 | 39.1 | 100.0 | 100.0 | 100.0 | 100.0 |
| Owners | 1,331,828 | 1,349,503 | -17,675 | -1.3 | 693,643 | 644,396 | 49,247 | 7.6 | 52.1 | 47.8 | 53.0 | 56.0 | 43.2 | 41.0 | 18.8 | 19.0 | 14.2 | 15.4 |
| Managers | 20,038 | 27,551 | -7,513 | -37.4 | 13,208 | 11,216 | 2,000 | 18.6 | 45.8 | 40.7 | 140.3 | 224.0 | 64.2 | 91.2 | 0.4 | 0.4 | 0.3 | 0.2 |
| Tenants | 5,711,046 | 5,714,997 | -3,951 | -0.1 | 4,171,169 | 4,135,950 | 35,219 | 0.9 | 73.0 | 72.4 | 50.1 | 53.5 | 30.6 | 38.7 | 80.8 | 80.6 | 85.5 | 86.3 |
| Florida. | | | | | | | | | | | | | | | | | | |
| White farmers, total | 5,408,823 | 4,484,833 | 923,990 | 20.6 | 1,859,647 | 1,323,055 | 536,592 | 40.6 | 34.4 | 29.5 | 131.8 | 127.1 | 45.3 | 37.5 | 100.0 | 100.0 | 100.0 | 100.0 |
| Owners | 3,703,763 | 3,828,108 | -124,345 | -3.2 | 1,432,802 | 1,056,975 | 375,827 | 35.6 | 38.7 | 27.0 | 115.1 | 136.2 | 44.5 | 37.6 | 68.5 | 55.4 | 77.1 | 79.9 |
| Managers | 1,101,609 | 270,767 | 830,842 | 304.1 | 180,786 | 72,213 | 108,573 | 61.1 | 11.0 | 26.7 | 689.6 | 230.0 | 75.7 | 61.5 | 2.2 | 6.0 | 7.0 | 5.5 |
| Tenants | 385,370 | 385,958 | -588 | -0.2 | 295,069 | 193,807 | 101,262 | 52.7 | 57.7 | 50.2 | 71.7 | 64.1 | 41.4 | 32.2 | 9.5 | 8.6 | 15.9 | 14.7 |
| Colored farmers, total | 637,866 | 768,705 | -130,837 | -17.0 | 437,624 | 482,363 | -44,739 | -9.3 | 68.6 | 62.7 | 49.2 | 52.2 | 33.3 | 32.8 | 100.0 | 100.0 | 100.0 | 100.0 |
| Owners | 356,682 | 458,443 | -101,761 | -22.2 | 204,080 | 220,861 | -16,781 | -7.6 | 57.2 | 50.1 | 56.4 | 62.8 | 32.3 | 31.5 | 55.9 | 50.6 | 46.6 | 47.7 |
| Managers | 10,682 | 9,374 | 1,308 | 13.9 | 6,452 | 4,232 | 2,220 | 28.2 | 51.0 | 42.6 | 105.8 | 98.8 | 54.0 | 42.1 | 1.7 | 1.3 | 1.2 | 0.9 |
| Tenants | 270,504 | 300,288 | -29,784 | -9.9 | 228,092 | 248,240 | -20,148 | -8.1 | 84.3 | 82.7 | 41.4 | 41.0 | 34.0 | 33.9 | 42.4 | 30.1 | 52.1 | 51.5 |
| EAST SOUTH CENTRAL. | | | | | | | | | | | | | | | | | | |
| Kentucky. | | | | | | | | | | | | | | | | | | |
| White farmers, total | 21,185,813 | 21,748,350 | -562,537 | -2.6 | 13,641,230 | 14,010,777 | -369,547 | -2.6 | 64.4 | 64.4 | 82.1 | 87.9 | 52.9 | 54.6 | 100.0 | 100.0 | 100.0 | 100.0 |
| Owners | 16,561,588 | 17,207,992 | -646,404 | -3.8 | 10,522,340 | 10,900,955 | -378,600 | -3.5 | 63.0 | 63.3 | 95.1 | 104.7 | 60.5 | 66.3 | 78.1 | 79.1 | 77.1 | 77.8 |
| Managers | 265,130 | 310,942 | -45,812 | -14.7 | 158,977 | 171,181 | -12,154 | -7.1 | 60.0 | 55.0 | 283.9 | 326.3 | 179.6 | 131.3 | 1.3 | 1.4 | 1.2 | 1.2 |
| Tenants | 4,309,095 | 4,230,016 | 79,079 | 3.3 | 2,959,907 | 2,938,691 | 21,216 | 0.7 | 67.7 | 69.5 | 52.6 | 51.5 | 35.0 | 35.8 | 20.6 | 19.5 | 21.7 | 21.0 |
| Colored farmers, total | 426,959 | 440,777 | -13,818 | -3.1 | 334,616 | 343,694 | -9,078 | -2.7 | 78.3 | 78.0 | 33.8 | 37.6 | 26.5 | 29.3 | 100.0 | 100.0 | 100.0 | 100.0 |
| Owners | 240,127 | 255,363 | -15,236 | -6.0 | 321,445 | 345,902 | -24,457 | -7.0 | 71.5 | 72.8 | 45.1 | 43.1 | 32.3 | 31.3 | 56.2 | 57.9 | 51.3 | 54.1 |
| Managers | 4,709 | 4,318 | 391 | 9.1 | 3,595 | 3,577 | 18 | 0.6 | 76.4 | 82.8 | 134.5 | 108.0 | 102.8 | 89.4 | 1.1 | 1.0 | 1.1 | 1.0 |
| Tenants | 182,123 | 181,096 | 1,027 | 0.6 | 159,239 | 154,328 | 4,911 | 3.2 | 87.4 | 85.2 | 25.0 | 31.4 | 21.9 | 26.8 | 42.7 | 41.1 | 47.6 | 44.9 |
| Tennessee. | | | | | | | | | | | | | | | | | | |
| White farmers, total | 17,987,053 | 18,435,579 | -448,526 | -2.4 | 10,066,270 | 9,728,208 | 338,062 | 3.5 | 56.0 | 52.8 | 83.8 | 88.8 | 46.9 | 46.8 | 100.0 | 100.0 | 100.0 | 100.0 |
| Owners | 13,243,520 | 14,081,961 | -838,442 | -6.0 | 7,185,542 | 7,111,807 | 73,735 | 1.0 | 54.3 | 50.5 | 95.8 | 105.5 | 52.0 | 53.3 | 73.6 | 76.4 | 71.4 | 73.1 |
| Managers | 211,008 | 181,247 | 29,761 | 13.9 | 103,370 | 109,140 | -5,764 | -5.3 | 45.9 | 34.4 | 280.0 | 409.4 | 273.1 | 140.8 | 1.2 | 1.7 | 1.0 | 1.1 |
| Tenants | 4,531,916 | 4,030,371 | 495,545 | 12.3 | 2,777,352 | 2,507,261 | 270,091 | 10.8 | 61.3 | 62.1 | 59.9 | 54.9 | 36.7 | 34.1 | 25.2 | 21.9 | 27.0 | 25.8 |
| Colored farmers, total | 1,523,803 | 1,600,678 | -76,875 | -5.1 | 1,119,032 | 1,162,276 | -43,244 | -3.7 | 73.4 | 72.4 | 39.9 | 41.9 | 29.3 | 30.3 | 100.0 | 100.0 | 100.0 | 100.0 |
| Owners | 535,280 | 590,676 | -55,396 | -9.4 | 321,445 | 349,092 | -27,647 | -8.1 | 60.1 | 59.2 | 54.4 | 55.2 | 32.7 | 32.7 | 35.1 | 36.8 | 28.7 | 30.1 |
| Managers | 9,271 | 17,682 | -8,411 | -47.6 | 4,353 | 6,778 | -2,425 | -35.8 | 47.0 | 38.3 | 174.9 | 346.7 | 82.1 | 132.9 | 0.6 | 1.1 | 0.4 | 0.6 |
| Tenants | 979,252 | 997,720 | -18,468 | -1.9 | 793,234 | 805,806 | -12,572 | -1.6 | 81.0 | 80.8 | 34.6 | 36.2 | 28.0 | 29.2 | 64.3 | 62.1 | 70.9 | 69.3 |
| Alabama. | | | | | | | | | | | | | | | | | | |
| White farmers, total | 15,228,611 | 15,640,877 | -412,266 | -2.6 | 6,929,437 | 6,130,405 | 799,032 | 13.0 | 45.5 | 39.2 | 94.6 | 102.6 | 43.1 | 40.2 | 100.0 | 100.0 | 100.0 | 100.0 |
| Owners | 10,784,790 | 11,813,387 | -1,028,597 | -8.7 | 4,338,484 | 3,944,413 | 394,071 | 10.0 | 40.2 | 33.4 | 120.0 | 136.0 | 48.3 | 45.4 | 70.8 | 75.5 | 62.6 | 64.3 |
| Managers | 422,952 | 349,285 | 73,667 | 21.1 | 167,681 | 115,087 | 52,594 | 45.7 | 30.6 | 22.9 | 688.8 | 588.0 | 273.1 | 193.7 | 2.8 | 2.2 | 2.4 | 1.9 |
| Tenants | 4,020,869 | 3,478,205 | 542,664 | 15.6 | 2,423,272 | 2,070,905 | 352,367 | 17.0 | 60.3 | 59.5 | 57.1 | 53.5 | 34.4 | 31.9 | 26.4 | 22.2 | 35.0 | 33.8 |
| Colored farmers, total | 4,348,245 | 5,091,435 | -743,190 | -14.6 | 2,963,977 | 3,563,176 | -599,206 | -16.8 | 68.2 | 70.0 | 45.7 | 46.1 | 31.1 | 32.3 | 100.0 | 100.0 | 100.0 | 100.0 |
| Owners | 1,466,719 | 1,466,719 | -134,018 | -9.1 | 647,885 | 675,819 | -27,934 | -4.1 | 48.6 | 46.1 | 77.5 | 85.9 | 37.7 | 39.0 | 30.6 | 28.8 | 21.9 | 19.0 |
| Managers | 32,146 | 17,822 | 14,324 | 83.9 | 16,625 | 5,012 | 11,613 | 231.7 | 51.7 | 28.7 | 253.1 | 336.2 | 130.9 | 90.4 | 0.7 | 0.3 | 0.6 | 0.1 |
| Tenants | 2,983,398 | 3,607,234 | -623,836 | -17.3 | 2,299,460 | 2,882,345 | -582,885 | -20.2 | 77.1 | 79.9 | 38.3 | 33.7 | 29.5 | 30.9 | 63.6 | 70.8 | 77.6 | 80.9 |
| Mississippi. | | | | | | | | | | | | | | | | | | |
| White farmers, total | 12,382,314 | 12,100,106 | 282,208 | 2.3 | 5,201,640 | 4,520,927 | 680,713 | 15.1 | 42.0 | 37.4 | 111.7 | 110.4 | 46.9 | 41.2 | 100.0 | 100.0 | 100.0 | 100.0 |
| Owners | 9,508,642 | 9,489,280 | 19,362 | 0.2 | 3,693,083 | 3,213,102 | 479,982 | 14.9 | 38.8 | 33.9 | 139.6 | 141.5 | 54.2 | 47.9 | 76.8 | 78.4 | 71.0 | 71.1 |
| Managers | 542,964 | 549,630 | -6,666 | -1.2 | 167,683 | 157,190 | 10,493 | 6.7 | 40.1 | 28.6 | 681.3 | 704.4 | 273.1 | 218.0 | 4.4 | 4.5 | 4.2 | 3.5 |
| Tenants | 2,330,708 | 2,061,193 | 269,515 | 13.1 | 1,200,873 | 1,150,629 | 50,244 | 4.4 | 55.4 | 55.8 | 55.6 | 49.2 | 30.8 | 27.5 | 18.8 | 17.0 | 24.8 | 25.5 |
| Colored farmers, total | 5,814,665 | 6,457,427 | -642,762 | -10.0 | 4,124,037 | 4,487,333 | -363,296 | -8.1 | 70.9 | 69.5 | 36.1 | 39.2 | 25.6 | 27.2 | 100.0 | 100.0</ | | |

TABLE 15.—ACREAGE OF ALL LAND IN FARMS, AND ACREAGE OF IMPROVED LAND, WITH PERCENTAGES AND AVERAGES, BY COLOR AND TENURE, BY STATES: 1920 AND 1910—Continued.

[Figures for geographic divisions in Table 14. A minus sign (—) denotes decrease. Per cent not shown when more than 1,000.]

| STATE AND COLOR AND TENURE. | ALL LAND IN FARMS (ACRES). | | | | IMPROVED LAND IN FARMS (ACRES). | | | | PER CENT OF FARM LAND IMPROVED. | | AVERAGE ACREAGE PER FARM. | | | | PER CENT DISTRIBUTION. | | | |
|-----------------------------|----------------------------|-------------|------------|-----------|---------------------------------|------------|-----------|-----------|---------------------------------|------|---------------------------|---------|----------------|-------|------------------------|-------|----------------|-------|
| | 1920 | 1910 | Increase. | | 1920 | 1910 | Increase. | | 1920 | 1910 | All land. | | Improved land. | | All land. | | Improved land. | |
| | | | Amount. | Per cent. | | | Amount. | Per cent. | | | 1920 | 1910 | 1920 | 1910 | 1920 | 1910 | 1920 | 1910 |
| WEST SOUTH CENTRAL. | | | | | | | | | | | | | | | | | | |
| Arkansas. | | | | | | | | | | | | | | | | | | |
| White farmers, total | 14,831,988 | 14,762,762 | 69,226 | 0.6 | 7,266,816 | 6,303,048 | 963,768 | 15.3 | 49.0 | 42.7 | 92.5 | 97.7 | 45.3 | 41.7 | 100.0 | 100.0 | 100.0 | 100.0 |
| Owners | 10,767,826 | 11,185,428 | -417,602 | -3.7 | 4,799,531 | 4,273,857 | 525,674 | 12.3 | 44.0 | 38.2 | 110.7 | 121.0 | 49.3 | 46.5 | 72.0 | 75.8 | 60.0 | 67.8 |
| Managers | 338,354 | 322,093 | 16,261 | 5.0 | 137,913 | 109,631 | 28,282 | 25.8 | 40.8 | 34.0 | 527.9 | 449.2 | 215.2 | 152.9 | 2.3 | 2.2 | 1.9 | 1.7 |
| Tenants | 3,725,808 | 3,255,231 | 470,577 | 14.5 | 2,329,372 | 1,919,560 | 409,812 | 21.9 | 62.5 | 59.0 | 59.7 | 55.8 | 37.3 | 32.9 | 25.1 | 22.1 | 32.1 | 30.5 |
| Colored farmers, total | 2,624,762 | 2,653,323 | -28,561 | -1.1 | 1,943,740 | 1,773,206 | 170,534 | 9.6 | 74.1 | 66.8 | 36.3 | 41.7 | 26.9 | 27.9 | 100.0 | 100.0 | 100.0 | 100.0 |
| Owners | 1,042,571 | 1,204,114 | -161,543 | -13.4 | 540,066 | 541,266 | -590 | -0.1 | 51.9 | 45.0 | 67.8 | 82.1 | 35.2 | 36.9 | 39.7 | 45.4 | 27.8 | 30.5 |
| Managers | 13,211 | 6,093 | 7,118 | 116.8 | 6,793 | 3,089 | 3,704 | 55.6 | 43.2 | 50.4 | 139.1 | 132.5 | 60.0 | 66.7 | 0.5 | 0.2 | 4.3 | 0.2 |
| Tenants | 1,568,980 | 1,443,116 | 125,864 | 8.7 | 1,397,371 | 1,228,873 | 168,498 | 13.7 | 69.1 | 65.2 | 27.0 | 26.5 | 24.6 | 25.1 | 59.8 | 54.4 | 71.0 | 69.3 |
| Louisiana. | | | | | | | | | | | | | | | | | | |
| White farmers, total | 7,837,244 | 8,315,160 | -477,916 | -5.7 | 3,986,133 | 3,809,409 | 176,724 | 4.6 | 50.9 | 45.8 | 106.8 | 126.6 | 54.3 | 58.0 | 100.0 | 100.0 | 100.0 | 100.0 |
| Owners | 5,507,512 | 5,931,428 | -423,916 | -7.1 | 2,505,779 | 2,466,112 | 39,667 | 5.3 | 47.1 | 41.6 | 119.0 | 140.8 | 56.1 | 58.4 | 70.3 | 71.8 | 65.1 | 64.7 |
| Managers | 885,656 | 965,381 | -79,725 | -8.3 | 354,550 | 406,395 | -51,845 | -12.8 | 40.0 | 42.1 | 1,203.3 | 1,076.8 | 481.9 | 465.5 | 11.3 | 11.6 | 8.9 | 10.7 |
| Tenants | 1,444,076 | 1,418,351 | 25,725 | 1.8 | 1,035,804 | 936,902 | 98,902 | 10.6 | 71.7 | 66.1 | 64.7 | 63.0 | 30.2 | 41.6 | 18.4 | 17.1 | 20.0 | 24.6 |
| Colored farmers, total | 2,182,578 | 2,124,321 | 58,257 | 2.7 | 1,640,093 | 1,466,607 | 173,486 | 11.8 | 75.1 | 69.0 | 35.2 | 38.7 | 26.4 | 26.7 | 100.0 | 100.0 | 100.0 | 100.0 |
| Owners | 747,743 | 834,065 | -86,322 | -10.4 | 383,226 | 399,650 | -16,424 | -4.1 | 51.3 | 47.9 | 68.1 | 77.8 | 34.9 | 37.3 | 34.3 | 39.3 | 23.4 | 27.3 |
| Managers | 14,465 | 20,976 | -6,511 | -31.0 | 7,476 | 8,047 | -572 | -7.1 | 61.7 | 38.4 | 157.2 | 272.4 | 81.3 | 104.5 | 0.7 | 1.0 | 0.5 | 0.5 |
| Tenants | 1,420,370 | 1,269,280 | 151,090 | 12.0 | 1,249,392 | 1,058,910 | 190,482 | 18.0 | 88.0 | 83.5 | 27.9 | 28.8 | 24.5 | 24.0 | 65.1 | 59.7 | 76.2 | 72.2 |
| Oklahoma. | | | | | | | | | | | | | | | | | | |
| White farmers, total | 30,238,531 | 26,582,642 | 3,655,889 | 13.8 | 17,121,391 | 16,378,518 | 742,873 | 4.5 | 56.0 | 61.6 | 174.5 | 156.8 | 98.8 | 96.6 | 100.0 | 100.0 | 100.0 | 100.0 |
| Owners | 17,442,221 | 14,397,140 | 3,045,081 | 21.2 | 9,332,156 | 8,587,571 | 744,585 | 8.7 | 53.5 | 59.6 | 208.3 | 193.9 | 111.5 | 115.7 | 57.7 | 54.2 | 54.5 | 52.4 |
| Managers | 901,363 | 422,384 | 478,979 | 113.4 | 186,922 | 175,443 | 11,479 | 6.5 | 20.7 | 41.5 | 1,060.4 | 1,076.9 | 219.9 | 317.3 | 3.0 | 1.6 | 1.1 | 1.1 |
| Tenants | 11,894,947 | 11,763,118 | 131,829 | 1.1 | 7,602,313 | 7,615,504 | -13,191 | -0.2 | 63.9 | 64.7 | 134.1 | 124.3 | 85.7 | 80.5 | 39.3 | 44.3 | 44.4 | 46.5 |
| Colored farmers, total | 1,718,403 | 2,276,711 | -558,308 | -24.7 | 1,003,930 | 1,172,819 | -168,889 | -14.4 | 58.6 | 51.5 | 81.5 | 110.1 | 53.6 | 56.7 | 100.0 | 100.0 | 100.0 | 100.0 |
| Owners | 1,020,472 | 1,599,655 | -579,183 | -35.0 | 552,845 | 734,594 | -181,749 | -24.7 | 53.7 | 45.9 | 108.5 | 143.5 | 58.8 | 65.9 | 60.1 | 70.3 | 55.1 | 62.6 |
| Managers | 24,663 | 6,295 | 18,368 | 291.8 | 9,371 | 1,484 | 7,887 | 531.5 | 38.0 | 23.6 | 200.2 | 233.1 | 110.2 | 55.0 | 1.4 | 0.3 | 0.9 | 0.1 |
| Tenants | 659,268 | 670,761 | -11,493 | -1.7 | 441,714 | 436,741 | 4,973 | 1.1 | 67.0 | 65.1 | 72.0 | 70.7 | 48.3 | 46.0 | 38.5 | 29.5 | 44.0 | 37.2 |
| Texas. | | | | | | | | | | | | | | | | | | |
| White farmers, total | 109,561,481 | 108,151,404 | 1,410,077 | 1.3 | 28,066,949 | 24,584,153 | 3,482,796 | 14.2 | 25.6 | 22.7 | 306.7 | 310.9 | 78.0 | 70.7 | 100.0 | 100.0 | 100.0 | 100.0 |
| Owners | 96,438,950 | 97,334,272 | -895,322 | -1.3 | 14,546,460 | 12,936,404 | 1,610,056 | 12.4 | 21.9 | 19.2 | 373.9 | 385.0 | 81.0 | 74.1 | 60.6 | 62.3 | 51.8 | 52.6 |
| Managers | 14,240,257 | 17,860,265 | -3,611,008 | -20.2 | 619,457 | 714,273 | -94,816 | -13.9 | 4.3 | 4.0 | 5,987.4 | 7,934.4 | 200.9 | 317.3 | 3.0 | 1.6 | 2.2 | 2.9 |
| Tenants | 28,873,274 | 22,956,867 | 5,916,407 | 25.8 | 12,901,032 | 10,933,476 | 1,967,556 | 18.0 | 44.7 | 47.6 | 102.9 | 134.3 | 72.8 | 63.9 | 26.4 | 21.2 | 46.0 | 44.5 |
| Colored farmers, total | 4,459,140 | 4,283,663 | 175,477 | 4.1 | 3,160,554 | 2,776,513 | 384,041 | 13.8 | 70.9 | 64.8 | 56.6 | 61.3 | 40.1 | 39.7 | 100.0 | 100.0 | 100.0 | 100.0 |
| Owners | 1,805,190 | 1,866,742 | -61,546 | -3.3 | 1,035,564 | 946,018 | 89,546 | 9.5 | 67.4 | 60.6 | 76.7 | 87.9 | 44.0 | 44.6 | 40.5 | 43.6 | 32.8 | 34.1 |
| Managers | 83,603 | 94,684 | -11,081 | -11.7 | 7,553 | 8,126 | -673 | -8.2 | 115.8 | 21.0 | 623.9 | 1,168.9 | 130.8 | 100.3 | 1.0 | 2.2 | 0.6 | 0.3 |
| Tenants | 2,570,341 | 2,322,237 | 248,104 | 10.7 | 2,107,457 | 1,822,369 | 285,088 | 15.6 | 82.0 | 78.5 | 46.0 | 47.8 | 38.2 | 37.5 | 57.6 | 61.2 | 66.7 | 65.6 |
| MOUNTAIN. | | | | | | | | | | | | | | | | | | |
| Montana. | | | | | | | | | | | | | | | | | | |
| White farmers, total | 34,419,041 | 13,253,237 | 21,165,804 | 159.7 | 10,859,296 | 3,609,567 | 7,249,729 | 200.8 | 31.6 | 27.2 | 608.0 | 529.7 | 101.8 | 144.3 | 100.0 | 100.0 | 100.0 | 100.0 |
| Owners | 28,346,695 | 10,354,149 | 17,992,546 | 173.8 | 8,978,051 | 2,865,771 | 6,112,310 | 213.3 | 31.7 | 27.7 | 575.1 | 466.4 | 182.2 | 212.0 | 82.4 | 78.1 | 82.7 | 79.4 |
| Managers | 2,855,278 | 1,428,650 | 1,426,628 | 100.1 | 488,648 | 357,140 | 131,508 | 30.8 | 17.1 | 25.0 | 3,211.8 | 2,841.9 | 649.7 | 771.4 | 3.0 | 10.8 | 4.5 | 9.9 |
| Tenants | 3,217,018 | 1,472,438 | 1,744,580 | 118.5 | 1,392,597 | 336,656 | 1,055,911 | 200.2 | 43.3 | 26.3 | 490.6 | 635.2 | 216.3 | 160.8 | 9.3 | 11.1 | 12.8 | 10.7 |
| Colored farmers, total | 651,615 | 292,366 | 359,249 | 122.9 | 147,982 | 30,742 | 117,240 | 381.4 | 22.7 | 10.5 | 613.0 | 244.5 | 139.2 | 25.7 | 100.0 | 100.0 | 100.0 | 100.0 |
| Owners | 606,285 | 286,753 | 319,532 | 111.4 | 136,675 | 20,052 | 107,623 | 370.4 | 22.5 | 10.1 | 615.5 | 245.7 | 138.8 | 24.9 | 93.0 | 98.1 | 92.4 | 94.5 |
| Managers | 4,595 | 8,340 | -3,745 | -37.6 | 688 | 700 | -12 | -1.7 | 14.9 | 21.0 | 459.5 | 1,113.3 | 68.5 | 233.8 | 0.7 | 1.1 | 0.5 | 2.3 |
| Tenants | 40,735 | 2,273 | 38,462 | 94.4 | 10,622 | 900 | 9,722 | 92.9 | 26.1 | 43.6 | 590.0 | 87.4 | 156.2 | 38.1 | 6.3 | 0.8 | 7.2 | 3.2 |
| Idaho. | | | | | | | | | | | | | | | | | | |
| White farmers, total | 8,327,886 | 5,224,913 | 3,102,973 | 59.4 | 4,482,946 | 2,751,145 | 1,731,801 | 62.9 | 53.8 | 52.7 | 200.2 | 171.0 | 107.8 | 90.5 | 100.0 | 100.0 | 100.0 | 100.0 |
| Owners | 6,762,649 | 4,301,818 | 2,460,831 | 54.0 | 3,524,814 | 2,244,062 | 1,280,752 | 57.1 | 52.1 | 51.1 | 197.3 | 163.7 | 102.8 | 83.7 | 81.2 | 84.1 | 78.0 | 81.6 |
| Managers | 385,718 | 270,234 | 115,484 | 42.7 | 181,066 | 126,814 | 54,252 | 42.8 | 47.0 | 46.0 | 508.9 | 600.5 | 238.9 | 281.8 | 4.6 | 5.2 | 4.0 | 4.6 |
| Tenants | 1,179,619 | 562,861 | 616,758 | 109.6 | 777,036 | 380,269 | 396,767 | 104.3 | 65.9 | 67.6 | 179.0 | 180.1 | 118.5 | 121.6 | 14.2 | 10.8 | 17.3 | 13.8 |
| Colored farmers, total | 47,887 | 58,681 | -10,804 | -18.4 | 28,784 | 27,595 | 1,189 | 4.1 | 60.0 | 47.0 | 94.3 | 144.9 | 56.6 | 68.1 | 100.0 | 100.0 | 100.0 | 100.0 |
| Owners | 36,244 | 54,495 | -18,251 | -33.5 | 19,213 | 24,052 | -4,839 | -20.1 | 53.0 | 44.1 | 99.8 | 158.9 | 52.9 | 70.1 | 75.7 | 92.9 | 66.9 | 87.2 |
| Managers | 11,643 | 4,186 | 7,457 | 177.5 | 9,571 | 3,543 | 6,028 | 168.7 | 81.8 | 84.4 | 80.3 | 67.7 | 65.7 | 57.1 | 24.3 | 7.1 | 33.1 | 12.8 |
| Wyoming. | | | | | | | | | | | | | | | | | | |
| White farmers, total | 11,736,433 | 8,532,201 | 3,204,232 | 38.1 | 2,093,662 | 1,251,126 | 842,536 | 67.3 | 17.8 | 14.7 | 756.6 | 781.2 | 134.4 | 114.6 | 100.0 | 100.0 | 100.0 | 100.0 |
| Owners | 9,341,381 | 5,142,112 | 4,199,269 | 81.7 | 1,657,632 | 935,618 | 722,014 | 77.2 | 17.7 | 18.2 | 703.4 | 529.1 | 124.8 | 96.3 | 79.3 | 60.3 | 70.2 | 74.8 |
| Managers | 1,465,903 | 2,862,912 | -1,396,919 | -48.8 | 148,024 | 189,820 | -41,796 | -22.0 | 10.1 | 6.6 | 3,888.6 | 9,235.2 | 3,992.6 | 612.3 | 12.4 | 33.6 | 7.1 | 15.2 |
| Tenants | 979,109 | 527,177 | 451,932 | 85.7 | 288,006 | 125,688 | 162,318 | 129.1 | 23.4 | 23.8 | 109.4 | 589.7 | 149.8 | 140.6 | 8.3 | 6.2 | 13.8 | 10.0 |
| Colored farmers, total | 22,868 | 10,809 | 12,059 | 111.6 | 8,343 | 5,034 | 3,309 | 65.7 | 36.5 | 46.0 | 135.3 | 166.3 | 49.4 | 77.4 | 100.0 | 100.0 | 100.0 | 100.0 |
| Owners | 18,136 | 10,409 | | | | | | | | | | | | | | | | |

COLOR AND TENURE OF FARMER.

TABLE 15.—ACREAGE OF ALL LAND IN FARMS, AND ACREAGE OF IMPROVED LAND, WITH PERCENTAGES AND AVERAGES, BY COLOR AND TENURE, BY STATES: 1920 AND 1910—Continued.

[Figures for geographic divisions in Table 14. A minus sign (—) denotes decrease. Per cent not shown when base is less than 100.]

| STATE AND COLOR AND TENURE. | ALL LAND IN FARMS (ACRES). | | | | IMPROVED LAND IN FARMS (ACRES). | | | | PER CENT OF FARM LAND IMPROVED. | | AVERAGE ACREAGE PER FARM. | | | | PER CENT DISTRIBUTION. | | | |
|-----------------------------|----------------------------|------------|------------|-----------|---------------------------------|-----------|-----------|-----------|---------------------------------|-------|---------------------------|----------|----------------|---------|------------------------|-------|----------------|-------|
| | 1920 | 1910 | Increase. | | 1920 | 1910 | Increase. | | 1920 | 1910 | All land. | | Improved land. | | All land. | | Improved land. | |
| | | | Amount. | Per cent. | | | Amount. | Per cent. | | | 1920 | 1910 | 1920 | 1910 | 1920 | 1910 | 1920 | 1910 |
| MOUNTAIN—Con. | | | | | | | | | | | | | | | | | | |
| Colorado. | | | | | | | | | | | | | | | | | | |
| White farmers, total | 24,374,636 | 13,424,263 | 10,950,373 | 81.6 | 7,700,761 | 4,287,410 | 3,413,351 | 79.6 | 31.8 | 31.9 | 410.5 | 294.4 | 129.7 | 94.0 | 100.0 | 100.0 | 100.0 | 100.0 |
| Owners | 18,574,947 | 10,048,059 | 8,520,888 | 84.9 | 5,566,744 | 2,903,840 | 2,662,904 | 91.7 | 30.0 | 28.9 | 412.4 | 275.1 | 112.6 | 70.5 | 76.2 | 74.9 | 72.3 | 67.7 |
| Managers | 1,593,463 | 1,137,746 | 455,717 | 40.1 | 295,707 | 310,302 | —13,595 | —4.4 | 18.6 | 27.3 | 1,823.2 | 1,447.5 | 339.5 | 394.8 | 6.5 | 8.5 | 4.9 | 7.2 |
| Tenants | 4,206,226 | 2,238,458 | 1,967,768 | 87.9 | 1,837,310 | 1,073,268 | 764,042 | 71.2 | 43.7 | 47.9 | 312.4 | 270.2 | 138.5 | 120.6 | 17.3 | 16.7 | 23.9 | 25.0 |
| Colored farmers, total | 87,378 | 107,850 | —20,472 | —19.0 | 43,996 | 14,691 | 29,305 | 199.5 | 50.4 | 13.6 | 158.0 | 187.9 | 79.6 | 25.6 | 100.0 | 100.0 | 100.0 | 100.0 |
| Owners | 46,731 | 86,738 | —40,007 | —46.1 | 15,703 | 4,057 | 11,646 | 287.1 | 33.6 | 4.7 | 188.4 | 186.1 | 63.3 | 8.7 | 53.5 | 80.4 | 35.7 | 27.6 |
| Managers | 2,300 | 2,700 | —310 | —11.5 | 1,095 | 100 | 995 | 995.0 | 45.8 | 3.7 | 398.3 | 2,700.0 | 182.5 | 100.0 | 2.7 | 2.5 | 2.5 | 0.7 |
| Tenants | 38,257 | 18,412 | 19,845 | 107.8 | 27,198 | 10,534 | 16,664 | 158.2 | 71.1 | 57.2 | 127.9 | 172.1 | 91.0 | 98.4 | 43.8 | 17.1 | 61.8 | 71.7 |
| New Mexico. | | | | | | | | | | | | | | | | | | |
| White farmers, total | 24,345,274 | 11,086,792 | 13,258,482 | 119.6 | 1,696,964 | 1,446,220 | 250,744 | 17.3 | 7.0 | 13.0 | 870.4 | 330.7 | 60.7 | 43.1 | 100.0 | 100.0 | 100.0 | 100.0 |
| Owners | 17,794,166 | 6,921,976 | 10,872,190 | 157.1 | 1,376,527 | 1,279,154 | 97,373 | 7.6 | 7.7 | 18.5 | 737.9 | 221.3 | 57.1 | 40.9 | 79.1 | 62.4 | 81.1 | 88.4 |
| Managers | 3,892,963 | 3,190,229 | 672,734 | 21.1 | 70,340 | 73,887 | 2,453 | 3.3 | 2.0 | 2.3 | 5,962.8 | 10,063.8 | 177.1 | 233.1 | 15.9 | 28.8 | 4.5 | 5.1 |
| Tenants | 2,658,145 | 474,587 | 1,713,558 | 175.8 | 244,097 | 93,179 | 150,918 | 162.0 | 9.1 | 9.0 | 784.9 | 503.0 | 71.3 | 48.2 | 11.0 | 8.8 | 14.4 | 6.4 |
| Colored farmers, total | 64,359 | 183,229 | —118,870 | —64.9 | 20,260 | 20,971 | —711 | —3.4 | 31.5 | 11.4 | 34.3 | 85.3 | 10.8 | 9.8 | 100.0 | 100.0 | 100.0 | 100.0 |
| Owners | 59,840 | 173,925 | —114,085 | —65.6 | 16,556 | 19,585 | —3,029 | —15.5 | 27.7 | 11.3 | 36.4 | 82.0 | 10.1 | 9.2 | 93.0 | 94.9 | 35.7 | 43.4 |
| Managers | 26 | 5,530 | —5,504 | —99.5 | 28 | 260 | —234 | —90.0 | 100.0 | 4.7 | 13.0 | 1,382.5 | 13.0 | 65.0 | (1) | 3.0 | 0.1 | 1.2 |
| Tenants | 4,493 | 3,774 | 719 | 19.1 | 3,678 | 1,126 | 2,552 | 226.6 | 81.9 | 29.8 | 19.6 | 164.1 | 16.0 | 49.0 | 7.0 | 2.1 | 18.2 | 5.4 |
| Arizona. | | | | | | | | | | | | | | | | | | |
| White farmers, total | 5,741,704 | 1,145,737 | 4,595,967 | 401.1 | 693,184 | 323,767 | 369,417 | 114.1 | 12.1 | 28.3 | 615.5 | 190.2 | 74.3 | 53.7 | 100.0 | 100.0 | 100.0 | 100.0 |
| Owners | 3,765,468 | 777,207 | 2,988,261 | 384.5 | 427,255 | 230,530 | 196,725 | 85.3 | 11.3 | 29.7 | 514.7 | 153.3 | 58.4 | 45.6 | 65.0 | 67.8 | 61.6 | 71.2 |
| Managers | 1,389,819 | 203,123 | 1,126,696 | 428.2 | 118,845 | 34,761 | 84,084 | 241.9 | 8.0 | 13.2 | 4,632.7 | 1,731.1 | 386.2 | 238.7 | 24.2 | 23.0 | 17.1 | 17.0 |
| Tenants | 586,417 | 165,407 | 481,010 | 456.3 | 147,094 | 58,476 | 88,608 | 151.5 | 25.1 | 55.5 | 342.3 | 128.9 | 85.9 | 71.5 | 10.2 | 9.2 | 21.2 | 18.1 |
| Colored farmers, total | 60,422 | 100,876 | —40,454 | —40.1 | 19,619 | 26,406 | —6,787 | —25.7 | 32.5 | 26.2 | 93.5 | 31.5 | 30.4 | 8.2 | 100.0 | 100.0 | 100.0 | 100.0 |
| Owners | 54,133 | 97,707 | —43,574 | —44.5 | 14,755 | 23,909 | —9,154 | —38.2 | 27.2 | 24.5 | 98.0 | 31.0 | 26.7 | 7.6 | 89.7 | 96.9 | 75.2 | 90.5 |
| Managers | 1,130 | 1,675 | —545 | —32.5 | 370 | 1,110 | —740 | —66.7 | 32.7 | 66.3 | 226.0 | 152.3 | 74.0 | 100.9 | 1.9 | 1.7 | 1.9 | 4.2 |
| Tenants | 5,109 | 1,494 | 3,615 | 242.0 | 4,494 | 1,387 | 3,107 | 224.0 | 88.0 | 92.8 | 58.1 | 34.7 | 51.1 | 32.3 | 8.5 | 1.6 | 22.9 | 5.3 |
| Utah. | | | | | | | | | | | | | | | | | | |
| White farmers, total | 4,999,240 | 3,374,792 | 1,624,448 | 48.1 | 1,696,794 | 1,356,660 | 340,134 | 25.1 | 33.9 | 40.2 | 198.0 | 157.7 | 67.2 | 63.4 | 100.0 | 100.0 | 100.0 | 100.0 |
| Owners | 4,046,688 | 2,871,213 | 1,175,475 | 40.9 | 1,447,206 | 1,196,234 | 250,972 | 21.0 | 35.8 | 41.7 | 181.1 | 149.0 | 64.8 | 61.2 | 80.9 | 88.1 | 85.3 | 88.2 |
| Managers | 590,341 | 312,876 | 277,465 | 88.7 | 78,994 | 63,962 | 15,032 | 23.5 | 43.4 | 20.4 | 2,014.8 | 1,621.1 | 269.6 | 331.4 | 11.8 | 9.3 | 4.7 | 4.7 |
| Tenants | 352,211 | 190,703 | 171,568 | 89.9 | 170,594 | 96,464 | 74,130 | 76.8 | 47.1 | 50.6 | 138.5 | 114.8 | 65.2 | 68.1 | 7.2 | 5.7 | 10.1 | 7.1 |
| Colored farmers, total | 51,170 | 22,907 | 28,263 | 123.4 | 18,586 | 11,551 | 7,035 | 60.9 | 36.3 | 50.4 | 123.6 | 83.0 | 44.9 | 41.9 | 100.0 | 100.0 | 100.0 | 100.0 |
| Owners | 15,820 | 10,877 | —1,057 | —6.3 | 9,890 | 5,338 | 4,552 | 69.4 | 62.5 | 34.6 | 66.2 | 78.1 | 41.4 | 27.0 | 30.9 | 73.7 | 53.2 | 50.5 |
| Managers | 25,393 | 2,500 | 22,893 | 915.7 | 350 | 2,500 | —2,150 | —86.0 | 1.4 | 100.0 | 3,464.3 | 2,800.0 | 116.7 | 2,500.0 | 49.9 | 10.9 | 1.9 | 21.6 |
| Tenants | 9,957 | 3,530 | 6,427 | 182.1 | 8,346 | 3,213 | 5,133 | 159.8 | 83.8 | 91.0 | 67.9 | 59.8 | 48.5 | 54.6 | 19.5 | 15.4 | 44.9 | 27.8 |
| Nevada. | | | | | | | | | | | | | | | | | | |
| White farmers, total | 2,345,393 | 2,708,827 | —361,434 | —13.4 | 587,089 | 747,532 | —160,443 | —21.5 | 25.0 | 27.6 | 796.7 | 1,070.7 | 199.4 | 295.7 | 160.0 | 100.0 | 100.0 | 100.0 |
| Owners | 1,408,436 | 1,025,389 | 383,047 | 37.4 | 388,928 | 381,824 | 7,104 | 1.9 | 27.6 | 37.2 | 665.4 | 506.9 | 156.1 | 188.7 | 60.1 | 37.9 | 66.2 | 51.1 |
| Managers | 796,397 | 1,523,970 | —727,573 | —47.7 | 145,215 | 310,487 | —165,272 | —53.2 | 18.2 | 20.4 | 4,708.8 | 466.5 | 899.5 | 1,724.9 | 34.0 | 56.3 | 24.7 | 41.5 |
| Tenants | 140,560 | 157,468 | —16,908 | —10.7 | 52,946 | 55,221 | —2,275 | —4.1 | 37.7 | 35.1 | 491.5 | 484.5 | 135.1 | 169.9 | 6.0 | 5.8 | 9.0 | 7.4 |
| Colored farmers, total | 11,770 | 7,930 | 3,840 | 48.4 | 7,652 | 4,585 | 3,067 | 66.9 | 65.0 | 57.8 | 53.7 | 49.3 | 34.9 | 28.5 | 100.0 | 100.0 | 100.0 | 100.0 |
| Owners | 11,095 | 7,943 | 4,052 | 57.5 | 7,324 | 4,308 | 3,016 | 70.0 | 66.0 | 61.2 | 53.3 | 46.3 | 35.2 | 28.3 | 94.3 | 88.8 | 95.7 | 94.0 |
| Managers | 80 | 160 | —80 | —50.0 | 20 | 40 | —20 | —50.0 | 25.0 | 25.0 | 80.0 | 160.0 | 20.0 | 40.0 | 0.7 | 2.0 | 0.3 | 0.9 |
| Tenants | 695 | 727 | —132 | —18.2 | 308 | 237 | 71 | 30.0 | 61.8 | 32.6 | 59.5 | 90.9 | 30.8 | 29.6 | 5.1 | 9.2 | 4.0 | 5.2 |
| PACIFIC. | | | | | | | | | | | | | | | | | | |
| Washington. | | | | | | | | | | | | | | | | | | |
| White farmers, total | 13,143,321 | 11,611,390 | 1,531,931 | 13.2 | 7,085,158 | 6,340,269 | 744,889 | 11.7 | 53.9 | 54.6 | 202.1 | 210.9 | 109.0 | 115.1 | 100.0 | 100.0 | 100.0 | 100.0 |
| Owners | 9,190,187 | 9,032,286 | 157,901 | 1.7 | 4,508,944 | 4,737,809 | —228,865 | —4.8 | 49.1 | 52.5 | 176.1 | 193.0 | 86.4 | 101.2 | 69.9 | 77.8 | 63.6 | 74.7 |
| Managers | 539,938 | 528,561 | 11,377 | 2.2 | 255,685 | 159,096 | 96,589 | 60.7 | 47.4 | 30.1 | 465.9 | 556.4 | 220.6 | 167.5 | 4.1 | 4.6 | 3.6 | 2.5 |
| Tenants | 3,413,196 | 2,050,543 | 1,362,653 | 66.5 | 2,320,529 | 1,443,364 | 877,165 | 60.8 | 68.0 | 70.4 | 292.3 | 286.4 | 198.7 | 197.4 | 26.0 | 17.7 | 32.8 | 22.8 |
| Colored farmers, total | 101,399 | 100,845 | 554 | 0.5 | 44,185 | 33,042 | 11,143 | 33.7 | 43.6 | 32.8 | 80.1 | 89.6 | 34.9 | 29.4 | 100.0 | 100.0 | 100.0 | 100.0 |
| Owners | 69,613 | 82,855 | —13,242 | —16.0 | 20,639 | 23,027 | —2,388 | —10.4 | 29.6 | 27.8 | 134.6 | 118.2 | 39.9 | 32.8 | 68.7 | 82.2 | 46.7 | 69.7 |
| Managers | 1,198 | 521 | 677 | 129.9 | 706 | 368 | 341 | 93.4 | 58.9 | 70.1 | 133.1 | 47.4 | 78.4 | 33.2 | 1.2 | 0.5 | 1.6 | 1.1 |
| Tenants | 30,588 | 17,469 | 13,149 | 75.4 | 22,843 | 9,650 | 13,193 | 136.7 | 74.7 | 55.3 | 41.3 | 42.2 | 30.9 | 23.4 | 30.2 | 17.3 | 51.7 | 29.2 |
| Oregon. | | | | | | | | | | | | | | | | | | |
| White farmers, total | 13,442,465 | 11,469,729 | 1,972,736 | 17.2 | 4,884,562 | 4,203,339 | 681,223 | 16.2 | 36.3 | 36.6 | 270.8 | 255.6 | 98.4 | 93.7 | 160.0 | 100.0 | 100.0 | 100.0 |
| Owners | 9,027,903 | 8,830,931 | 1,096,972 | 12.4 | 3,308,747 | 2,996,338 | 312,409 | 10.4 | 33.3 | 33.9 | 251.3 | 236.6 | 83.8 | 80.3 | 73.9 | 67.7 | 67.7 | 71.3 |
| Managers | 836,557 | 763,539 | 73,018 | 0.6 | 299,973 | 211,852 | 88,121 | 41.6 | 30.9 | 27.7 | 921.3 | 910.1 | 330.4 | 252.5 | 6.2 | 6.7 | 6.1 | 5.0 |
| Tenants | 2,678,005 | 1,875,259 | 802,746 | 42.8 | 1,275,842 | 995,149 | 280,693 | 28.2 | 47.6 | 53.1 | 290.5 | 279.1 | 138.4 | 148.1 | 19.9 | 16.4 | 26.1 | 23.7 |
| Colored farmers, total | 99,853 | 215,381 | —115,528 | —53.6 | 29,289 | 71,404 | —42,115 | —59.0 | 29.3 | 33.2 | 174.3 | 343.5 | 61.1 | 114.0 | 100.0 | 100.0 | 100.0 | 100.0 |
| Owners | 89,359 | 205,439 | —116,080 | —56.5 | | | | | | | | | | | | | | |

TABLE 16.—FARMS AND FARM ACREAGE, PERCENTAGE OF FARM LAND IMPROVED, AND AVERAGE ACREAGE PER FARM, BY COLOR AND TENURE (DETAILED CLASSIFICATION), BY DIVISIONS AND STATES: 1920.

| DIVISION OR STATE AND COLOR AND TENURE. | Number of farms. | All land in farms (acres). | Improved land in farms (acres). | Percent of farm land improved. | AVERAGE ACREAGE PER FARM. | | DIVISION OR STATE AND COLOR AND TENURE. | Number of farms. | All land in farms (acres). | Improved land in farms (acres). | Percent of farm land improved. | AVERAGE ACREAGE PER FARM. | |
|---|------------------|----------------------------|---------------------------------|--------------------------------|---------------------------|----------------|---|------------------|----------------------------|---------------------------------|--------------------------------|---------------------------|----------------|
| | | | | | All land. | Improved land. | | | | | | All land. | Improved land. |
| UNITED STATES. | | | | | | | | | | | | | |
| White farmers, total... | 5,498,454 | 910,939,194 | 473,774,566 | 52.0 | 165.7 | 86.2 | GEOG. DIVISIONS—Con. | | | | | | |
| Owners. | | | | | | | EAST NORTH CENTRAL. | | | | | | |
| Owning entire farm..... | 3,691,868 | 620,070,823 | 306,029,220 | 49.4 | 168.0 | 82.9 | White farmers, total... | | | | | | |
| Hiring additional land..... | 3,174,109 | 447,244,025 | 228,667,878 | 51.1 | 140.9 | 72.0 | 1,080,297 | 117,457,542 | 87,694,022 | 74.7 | 108.7 | 81.2 | |
| Managers..... | 66,223 | 53,653,478 | 18,000,436 | 24.2 | 81.0 | 198.4 | Owners. | | | | | | |
| Tenants..... | 1,740,263 | 237,214,893 | 154,735,910 | 65.2 | 136.3 | 88.9 | 763,702 | 76,345,020 | 55,012,376 | 72.1 | 100.0 | 72.0 | |
| Share, incl. croppers..... | 1,163,942 | 142,337,408 | 93,410,006 | 69.1 | 122.3 | 84.5 | 657,369 | 62,304,405 | 44,002,754 | 70.6 | 94.8 | 66.9 | |
| Share tenants proper..... | 936,564 | 129,947,138 | 90,243,725 | 69.5 | 138.7 | 98.4 | 106,333 | 14,040,615 | 11,009,622 | 78.4 | 132.0 | 103.5 | |
| Croppers ¹ | 227,378 | 12,390,270 | 3,161,281 | 65.9 | 51.2 | 35.9 | 13,480 | 2,857,754 | 1,821,109 | 63.7 | 212.0 | 135.1 | |
| Share-cash..... | 110,395 | 24,025,817 | 19,698,931 | 81.9 | 201.2 | 164.7 | 303,085 | 38,254,768 | 30,860,537 | 80.7 | 126.2 | 101.8 | |
| Cash, incl. stand. renters..... | 400,937 | 62,762,080 | 32,318,557 | 51.5 | 159.6 | 80.6 | 181,354 | 23,340,107 | 18,654,121 | 79.9 | 128.7 | 102.9 | |
| Cash tenants proper..... | 373,835 | 60,706,249 | 31,200,985 | 51.4 | 162.4 | 83.5 | 33,487 | 5,681,991 | 5,086,318 | 90.8 | 166.7 | 151.3 | |
| Standing renters ¹ | 27,072 | 2,055,834 | 1,117,672 | 54.4 | 75.9 | 41.3 | 76,550 | 8,080,664 | 6,184,682 | 76.3 | 105.4 | 80.7 | |
| Unspecified..... | 56,110 | 8,089,588 | 4,338,316 | 53.6 | 144.2 | 77.3 | 11,594 | 1,252,006 | 955,416 | 76.3 | 108.0 | 82.4 | |
| Colored farmers, total... | 949,889 | 44,944,521 | 29,298,441 | 65.2 | 47.3 | 30.8 | Colored farmers, total. | | | | | | |
| Owners..... | 233,222 | 16,704,192 | 8,078,263 | 48.4 | 71.6 | 34.6 | 4,477 | 277,637 | 200,813 | 72.3 | 62.0 | 44.9 | |
| Owning entire farm..... | 192,401 | 14,005,208 | 6,509,586 | 46.5 | 72.8 | 33.8 | Owners. | | | | | | |
| Hiring additional land..... | 40,821 | 2,698,984 | 1,568,977 | 58.1 | 66.1 | 38.4 | 3,084 | 173,631 | 117,425 | 67.9 | 56.1 | 38.1 | |
| Managers..... | 2,226 | 475,679 | 201,563 | 42.4 | 213.7 | 90.5 | 2,578 | 135,198 | 88,380 | 65.4 | 52.4 | 34.3 | |
| Tenants..... | 714,441 | 27,764,650 | 21,018,615 | 75.7 | 38.9 | 29.4 | 600 | 37,833 | 29,045 | 76.2 | 74.8 | 57.4 | |
| Share, incl. croppers..... | 514,870 | 18,385,143 | 14,469,944 | 78.7 | 35.7 | 28.1 | 71 | 9,481 | 7,682 | 81.0 | 133.5 | 108.2 | |
| Share tenants proper..... | 181,157 | 8,244,360 | 5,973,111 | 72.5 | 45.5 | 33.0 | 1,322 | 95,125 | 75,700 | 79.0 | 72.0 | 57.3 | |
| Croppers ¹ | 333,713 | 10,140,783 | 8,490,833 | 83.8 | 30.4 | 25.5 | Managers. | | | | | | |
| Share-cash..... | 8,427 | 308,611 | 264,176 | 85.6 | 36.6 | 31.3 | 929 | 69,784 | 55,741 | 79.9 | 75.1 | 60.0 | |
| Cash, incl. stand. renters..... | 184,098 | 8,719,575 | 6,067,837 | 69.6 | 47.4 | 33.0 | 50 | 5,478 | 4,914 | 89.7 | 109.6 | 98.3 | |
| Cash tenants proper..... | 106,174 | 4,388,602 | 3,196,412 | 72.8 | 41.3 | 30.1 | 295 | 16,510 | 12,476 | 75.0 | 56.0 | 42.3 | |
| Standing renters ¹ | 77,924 | 4,330,973 | 2,871,425 | 66.3 | 55.6 | 35.8 | 48 | 3,353 | 2,575 | 76.8 | 69.9 | 53.6 | |
| Unspecified..... | 7,046 | 351,321 | 216,658 | 61.7 | 49.9 | 30.7 | Unspecified. | | | | | | |
| GEOG. DIVISIONS. | | | | | | | | | | | | | |
| NEW ENGLAND. | | | | | | | | | | | | | |
| White farmers, total... | 156,293 | 16,969,976 | 6,107,456 | 36.0 | 108.6 | 39.1 | WEST NORTH CENTRAL. | | | | | | |
| Owners..... | 139,942 | 14,693,218 | 5,275,353 | 35.9 | 105.0 | 37.7 | White farmers, total... | | | | | | |
| Owning entire farm..... | 133,633 | 13,861,474 | 4,958,441 | 35.8 | 103.7 | 37.1 | 1,090,032 | 255,461,338 | 170,879,480 | 66.9 | 234.4 | 156.8 | |
| Hiring additional land..... | 6,300 | 831,744 | 316,912 | 38.1 | 131.8 | 50.2 | Owners. | | | | | | |
| Managers..... | 4,784 | 976,421 | 321,871 | 33.0 | 204.1 | 67.3 | 706,280 | 167,310,284 | 106,743,983 | 63.8 | 236.9 | 151.1 | |
| Tenants..... | 11,567 | 1,300,337 | 510,232 | 39.2 | 112.4 | 44.1 | 539,189 | 101,567,414 | 67,079,148 | 66.9 | 188.4 | 129.1 | |
| Share, incl. croppers..... | 2,091 | 434,631 | 196,631 | 45.2 | 161.5 | 73.1 | 167,091 | 65,742,870 | 38,764,835 | 59.0 | 393.5 | 232.0 | |
| Share-cash..... | 95 | 4,259 | 44.7 | 100.2 | 44.8 | | 10,692 | 6,056,041 | 2,843,182 | 46.9 | 566.4 | 265.9 | |
| Cash..... | 8,045 | 775,313 | 283,429 | 36.6 | 96.4 | 35.2 | 373,000 | 82,095,013 | 61,202,315 | 74.7 | 220.1 | 164.3 | |
| Unspecified..... | 736 | 80,875 | 25,913 | 32.0 | 100.9 | 35.2 | 185,362 | 43,664,732 | 32,635,612 | 74.9 | 235.0 | 175.9 | |
| Colored farmers, total... | 271 | 20,666 | 7,145 | 34.6 | 76.3 | 26.4 | 68,235 | 15,665,078 | 12,877,756 | 82.0 | 230.0 | 188.7 | |
| Owners..... | 218 | 11,318 | 4,306 | 38.0 | 51.9 | 19.8 | 107,148 | 20,393,027 | 14,171,301 | 69.6 | 190.3 | 132.3 | |
| Owning entire farm..... | 208 | 10,979 | 4,130 | 37.6 | 52.8 | 19.9 | 12,315 | 2,442,176 | 1,607,646 | 65.8 | 193.3 | 130.5 | |
| Hiring additional land..... | 10 | 339 | 176 | 61.9 | 33.9 | 17.6 | Colored farmers, total. | | | | | | |
| Managers..... | 18 | 4,005 | 1,275 | 31.8 | 222.5 | 70.8 | 6,919 | 1,511,891 | 514,959 | 34.1 | 218.5 | 74.4 | |
| Tenants..... | 35 | 5,343 | 1,564 | 29.3 | 152.7 | 44.7 | Owners. | | | | | | |
| Share..... | 7 | 3,349 | 990 | 29.6 | 478.4 | 141.4 | 4,876 | 1,259,796 | 359,353 | 28.5 | 258.4 | 73.7 | |
| Share-cash..... | 26 | 1,851 | 544 | 29.4 | 71.2 | 20.9 | 4,000 | 973,683 | 232,588 | 23.9 | 239.8 | 57.3 | |
| Cash..... | 2 | 143 | 30 | 21.0 | 71.5 | 15.0 | 816 | 268,113 | 126,765 | 44.3 | 350.0 | 155.3 | |
| Unspecified..... | | | | | | | Managers. | | | | | | |
| MIDDLE ATLANTIC. | | | | | | | | | | | | | |
| White farmers, total... | 423,611 | 40,476,772 | 26,499,833 | 65.5 | 95.6 | 62.6 | Tenants. | | | | | | |
| Owners..... | 326,129 | 28,969,267 | 18,745,081 | 64.7 | 88.8 | 57.5 | 1,959 | 228,934 | 142,009 | 62.3 | 110.9 | 72.8 | |
| Owning entire farm..... | 303,715 | 26,221,913 | 10,939,511 | 64.6 | 86.3 | 55.8 | 1,342 | 143,966 | 101,037 | 70.2 | 107.3 | 75.3 | |
| Hiring additional land..... | 22,414 | 2,747,354 | 1,805,570 | 65.7 | 122.6 | 80.6 | 81 | 8,902 | 7,139 | 79.4 | 111.0 | 88.1 | |
| Managers..... | 9,763 | 1,913,201 | 1,020,914 | 53.4 | 196.0 | 104.6 | 429 | 46,796 | 25,518 | 54.5 | 111.4 | 60.8 | |
| Tenants..... | 87,719 | 9,594,304 | 6,733,838 | 70.2 | 109.4 | 76.8 | 110 | 20,180 | 9,005 | 30.9 | 251.6 | 77.6 | |
| Share, incl. croppers..... | 50,933 | 6,263,114 | 4,590,297 | 72.8 | 123.0 | 89.5 | Colored farmers, total. | | | | | | |
| Share-cash..... | 1,122 | 120,539 | 86,105 | 71.5 | 107.4 | 76.8 | 4,876 | 1,259,796 | 359,353 | 28.5 | 258.4 | 73.7 | |
| Cash..... | 32,671 | 2,920,398 | 1,891,702 | 64.6 | 89.6 | 57.9 | 4,000 | 973,683 | 232,588 | 23.9 | 239.8 | 57.3 | |
| Unspecified..... | 2,093 | 284,259 | 195,674 | 63.8 | 95.0 | 65.4 | 816 | 268,113 | 126,765 | 44.3 | 350.0 | 155.3 | |
| Colored farmers, total... | 1,536 | 96,129 | 62,274 | 64.5 | 62.6 | 40.5 | Managers. | | | | | | |
| Owners..... | 975 | 49,414 | 31,543 | 63.8 | 50.7 | 32.4 | Tenants. | | | | | | |
| Owning entire farm..... | 888 | 44,517 | 27,993 | 62.9 | 50.1 | 31.5 | 4,876 | 1,259,796 | 359,353 | 28.5 | 258.4 | 73.7 | |
| Hiring additional land..... | 87 | 4,897 | 3,550 | 72.5 | 55.3 | 40.8 | Share, incl. croppers. | | | | | | |
| Managers..... | 90 | 9,836 | 6,765 | 68.8 | 78.3 | 50.9 | Share tenants proper. | | | | | | |
| Tenants..... | 471 | 36,879 | 23,966 | 65.0 | 109.3 | 75.2 | Croppers. | | | | | | |
| Share..... | 241 | 23,730 | 16,674 | 70.3 | 38.5 | 69.2 | Share-cash. | | | | | | |
| Share-cash..... | 5 | 1,725 | 1,262 | 73.2 | 345.0 | 52.4 | Cash, incl. stand. renters. | | | | | | |
| Cash..... | 208 | 10,306 | 6,345 | 61.6 | 49.5 | 30.5 | Cash tenants proper. | | | | | | |
| Unspecified..... | 17 | 1,118 | 682 | 61.0 | 55.8 | 40.1 | Standing renters. | | | | | | |
| SOUTH ATLANTIC. | | | | | | | | | | | | | |
| White farmers, total... | 775,144 | 79,550,302 | 37,055,998 | 46.6 | 102.6 | 47.8 | Unspecified. | | | | | | |
| Owners..... | 604,426 | 56,279,975 | 25,284,578 | 44.9 | 111.6 | 50.1 | Owners. | | | | | | |
| Owning entire farm..... | 463,541 | 52,342,592 | 23,268,047 | 44.5 | 112.9 | 60.2 | Owning entire farm. | | | | | | |
| Hiring additional land..... | 40,885 | 3,937,383 | 2,015,931 | 51.2 | 96.3 | 49.3 | Hiring additional land. | | | | | | |
| Managers..... | 8,842 | 4,256,060 | 1,398,607 | 32.9 | 481.3 | 158.2 | Managers. | | | | | | |
| Tenants..... | 201,876 | 10,014,267 | 10,372,813 | 54.6 | 72.0 | 39.6 | Tenants. | | | | | | |
| Share, incl. croppers..... | 192,205 | 13,140,943 | 7,552,150 | 57.5 | 68.4 | 38.3 | Share, incl. croppers. | | | | | | |
| Share tenants proper..... | 115,907 | 9,173,414 | 5,087,063 | 55.6 | 79.1 | 43.9 | Share tenants proper. | | | | | | |
| Croppers..... | 70,298 | 3,967,529 | 2,405,087 | 62.1 | 52.0 | 32.3 | Croppers. | | | | | | |
| Share-cash..... | 1,241 | 101,606 | 58,153 | 57.2 | 81.9 | 46.9 | Share-cash. | | | | | | |
| Cash, incl. stand. renters..... | 60,515 | 5,089,996 | 2,430,919 | 47.8 | 84.1 | 40.2 | Cash, incl. stand. renters. | | | | | | |
| Cash tenants proper..... | 37,685 | 3,632,189 | 1,488,937 | 44.7 | 88.4 | 39.5 | Cash tenants proper. | | | | | | |
| Standing renters..... | 22,890 | 1,767,807 | 941,982 | 53.0 | 77.0 | 41.9 | Standing renters. | | | | | | |
| Unspecified..... | 7,915 | 681,722 | 331,591 | 48.6 | 80.1 | 41.9 | Unspecified. | | | | | | |
| Colored farmers, total... | 383,832 | 18,224,941 | 11,453,888 | 62.8 | 47.5 | 29.8 | Colored farmers, total. | | | | | | |
| Owners..... | 102,663 | 5,518,395 | 2,744,104 | 49.7 | 53.8 | 29.7 | Owners. | | | | | | |
| Owning entire farm..... | 83,022 | 4,586,201 | 2,192,600 | 47.8 | 55.2 | 26.4 | Owning entire farm. | | | | | | |
| Hiring additional land..... | 10,041 | 832,194 | 551,504 | 59.2 | 47.5 | 28.1 | Hiring additional land. | | | | | | |
| Managers..... | 957 | 145,967 | 71,661 | 49.1 | 152.5 | 74.0 | Managers. | | | | | | |
| Tenants..... | 280,212 | 12,660,579 | 8,638,123 | 68.8 | 44.8 | 30.8 | Tenants. | | | | | | |
| Share, incl. croppers..... | 197,307 | 7,990,182 | 5,739,248 | 71.8 | 40.5 | 29.1 | Share, incl. croppers. | | | | | | |
| Share tenants proper..... | 71,079 | 3,370,130 | 2,184,907 | 64.8 | 47.4 | 30.7 | Share tenants proper. | | | | | | |
| Croppers..... | 126,228 | 4,626,052 | 3,554,341 | 76.8 | 36.6 | 28.2 | Croppers. | | | | | | |
| Share-cash..... | 736 | 36,005 | 22,948 | 66.4 | 49.0 | 32.5 | Share-cash. | | | | | | |
| Cash, incl. stand. renters..... | 79,392 | 4,389,834 | 2,792,406 | 63.6 | 55.3 | | | | | | | | |

TABLE 16.—FARMS AND FARM ACREAGE, PERCENTAGE OF FARM LAND IMPROVED, AND AVERAGE ACREAGE PER FARM, BY COLOR AND TENURE (DETAILED CLASSIFICATION), BY DIVISIONS AND STATES: 1920—Con.

| DIVISION OR STATE AND COLOR AND TENURE. | Number of farms. | All land in farms (acres). | Improved land in farms (acres). | Percent of farm land improved. | AVERAGE ACREAGE PER FARM. | | DIVISION OR STATE AND COLOR AND TENURE. | Number of farms. | All land in farms (acres). | Improved land in farms (acres). | Percent of farm land improved. | AVERAGE ACREAGE PER FARM. | |
|---|------------------|----------------------------|---------------------------------|--------------------------------|---------------------------|----------------|---|------------------|----------------------------|---------------------------------|--------------------------------|---------------------------|----------------|
| | | | | | All land. | Improved land. | | | | | | All land. | Improved land. |
| GEOG. DIVISIONS—Con. | | | | | | | GEOG. DIVISIONS—Con. | | | | | | |
| EAST SOUTH CENTRAL. | | | | | | | PACIFIC. | | | | | | |
| White farmers, total... | 744,368 | 66,783,791 | 35,838,577 | 53.7 | 89.7 | 48.1 | White farmers, total... | 225,839 | 55,430,472 | 23,447,215 | 42.3 | 245.4 | 103.8 |
| Owners..... | 470,268 | 50,088,549 | 25,739,456 | 51.4 | 106.5 | 54.7 | Owners..... | 178,026 | 36,187,601 | 14,587,280 | 40.3 | 203.3 | 81.9 |
| Owning entire farm..... | 422,252 | 46,050,553 | 23,355,249 | 50.7 | 109.1 | 55.3 | Owning entire farm..... | 152,145 | 22,092,560 | 8,763,867 | 39.7 | 145.2 | 57.6 |
| Hiring additional land..... | 48,016 | 4,037,996 | 2,384,207 | 59.0 | 84.1 | 49.7 | Hiring additional land..... | 25,881 | 14,095,041 | 5,823,413 | 41.3 | 544.6 | 225.0 |
| Managers..... | 3,099 | 1,442,654 | 647,717 | 44.9 | 465.5 | 209.0 | Managers..... | 6,867 | 6,836,745 | 2,123,325 | 31.1 | 995.0 | 309.2 |
| Tenants..... | 271,001 | 15,252,588 | 9,451,404 | 62.0 | 56.3 | 34.9 | Tenants..... | 40,946 | 12,406,126 | 6,736,610 | 54.3 | 303.0 | 164.5 |
| Share, incl. croppers..... | 210,698 | 10,628,609 | 7,020,428 | 66.0 | 50.4 | 33.3 | Share..... | 18,187 | 6,355,715 | 4,498,045 | 70.8 | 349.5 | 247.4 |
| Share tenants proper..... | 129,217 | 7,529,625 | 4,758,752 | 63.2 | 58.3 | 36.8 | Share-cash..... | 1,214 | 448,998 | 233,509 | 65.7 | 368.2 | 241.8 |
| Croppers..... | 81,481 | 3,098,984 | 2,261,676 | 73.0 | 80.0 | 27.8 | Cash..... | 20,045 | 5,060,327 | 1,730,240 | 34.2 | 252.4 | 86.3 |
| Share-cash..... | 3,279 | 185,848 | 147,048 | 79.1 | 56.7 | 44.8 | Unspecified..... | 1,500 | 643,086 | 213,815 | 39.4 | 362.1 | 142.5 |
| Cash, incl. stand. renters..... | 46,162 | 3,741,260 | 1,912,593 | 51.1 | 81.0 | 41.4 | Colored farmers, total... | 8,325 | 722,233 | 474,318 | 65.7 | 86.8 | 57.0 |
| Cash tenants proper..... | 42,871 | 3,498,079 | 1,769,829 | 50.6 | 82.0 | 41.5 | Owners..... | 2,118 | 285,670 | 92,662 | 32.4 | 134.9 | 43.7 |
| Standing renters..... | 3,491 | 243,181 | 142,764 | 58.7 | 69.7 | 40.9 | Owning entire farm..... | 1,869 | 257,591 | 77,547 | 30.1 | 137.8 | 41.5 |
| Unspecified..... | 10,862 | 696,871 | 371,335 | 53.3 | 64.2 | 34.2 | Hiring additional land..... | 249 | 28,085 | 15,115 | 53.8 | 112.8 | 60.7 |
| Colored farmers, total... | 307,232 | 12,113,672 | 8,541,555 | 70.5 | 34.9 | 27.8 | Managers..... | 166 | 27,762 | 21,271 | 76.6 | 167.2 | 128.1 |
| Owners..... | 55,540 | 3,933,246 | 1,990,037 | 50.6 | 70.8 | 35.8 | Tenants..... | 6,041 | 403,795 | 360,385 | 59.6 | 67.7 | 59.7 |
| Owning entire farm..... | 45,802 | 3,426,539 | 1,670,149 | 48.8 | 74.8 | 36.5 | Share..... | 1,483 | 156,124 | 142,793 | 91.6 | 263.4 | 96.3 |
| Hiring additional land..... | 9,738 | 507,707 | 320,788 | 63.2 | 52.1 | 32.9 | Share-cash..... | 75 | 19,756 | 14,437 | 73.1 | 263.4 | 192.5 |
| Managers..... | 4,707 | 85,911 | 37,374 | 43.5 | 211.1 | 91.8 | Cash..... | 4,397 | 226,374 | 199,040 | 87.9 | 51.5 | 45.3 |
| Tenants..... | 251,285 | 3,094,515 | 6,513,244 | 80.5 | 32.2 | 25.9 | Unspecified..... | 86 | 6,541 | 4,115 | 62.9 | 76.1 | 47.8 |
| Share, incl. croppers..... | 167,027 | 4,747,421 | 3,986,447 | 84.0 | 28.2 | 23.9 | NEW ENGLAND. | | | | | | |
| Share tenants proper..... | 46,224 | 1,690,044 | 1,298,501 | 76.6 | 36.7 | 28.1 | Maine. | | | | | | |
| Croppers..... | 120,803 | 3,051,377 | 2,687,946 | 88.1 | 25.3 | 22.3 | White farmers, total... | 48,214 | 5,425,015 | 1,976,884 | 36.4 | 112.5 | 41.0 |
| Share-cash..... | 3,516 | 96,198 | 89,178 | 92.7 | 27.4 | 25.4 | Owners..... | 45,424 | 5,072,903 | 1,852,779 | 36.5 | 111.7 | 40.8 |
| Cash, incl. stand. renters..... | 78,316 | 3,152,159 | 2,371,340 | 75.2 | 40.2 | 30.3 | Owning entire farm..... | 44,211 | 4,907,062 | 1,790,122 | 36.5 | 111.0 | 40.5 |
| Cash tenants proper..... | 56,556 | 2,144,662 | 1,626,744 | 75.9 | 37.9 | 28.8 | Hiring additional land..... | 1,213 | 164,841 | 62,657 | 38.0 | 136.0 | 51.7 |
| Standing renters..... | 21,760 | 1,007,497 | 744,596 | 73.9 | 46.3 | 34.2 | Managers..... | 786 | 145,793 | 49,431 | 33.9 | 185.5 | 62.9 |
| Unspecified..... | 2,426 | 98,737 | 66,279 | 67.1 | 40.7 | 27.3 | Tenants..... | 2,004 | 206,319 | 74,674 | 36.2 | 103.0 | 37.3 |
| WEST SOUTH CENTRAL. | | | | | | | Share..... | 292 | 37,525 | 15,357 | 40.9 | 128.5 | 52.6 |
| White farmers, total... | 764,238 | 162,469,244 | 66,441,289 | 34.7 | 212.6 | 73.9 | Share-cash..... | 11 | 990 | 451 | 45.3 | 90.5 | 41.0 |
| Owners..... | 404,042 | 100,156,509 | 31,273,926 | 31.2 | 247.3 | 77.2 | Cash..... | 1,599 | 156,817 | 55,092 | 35.1 | 99.9 | 35.1 |
| Owning entire farm..... | 341,411 | 71,309,882 | 23,943,837 | 33.6 | 208.9 | 70.1 | Unspecified..... | 132 | 10,981 | 3,774 | 34.4 | 83.2 | 28.6 |
| Hiring additional land..... | 63,631 | 28,846,627 | 7,330,089 | 25.4 | 454.1 | 115.4 | Colored farmers, total... | 13 | 953 | 445 | 46.7 | 73.3 | 34.2 |
| Managers..... | 4,707 | 85,911 | 37,374 | 43.5 | 211.1 | 91.8 | Owners..... | 13 | 953 | 445 | 46.7 | 73.3 | 34.2 |
| Tenants..... | 354,689 | 45,938,105 | 23,888,521 | 52.0 | 120.5 | 67.3 | Owning entire farm..... | 13 | 953 | 445 | 46.7 | 73.3 | 34.2 |
| Share, incl. croppers..... | 298,088 | 31,703,310 | 19,864,017 | 62.7 | 100.0 | 66.4 | Hiring additional land..... | 13 | 953 | 445 | 46.7 | 73.3 | 34.2 |
| Share tenants proper..... | 220,389 | 26,379,563 | 16,429,499 | 62.3 | 115.0 | 71.6 | Managers..... | | | | | | |
| Croppers..... | 60,599 | 5,323,757 | 3,434,518 | 64.5 | 76.5 | 49.3 | Tenants..... | | | | | | |
| Share-cash..... | 9,945 | 1,557,347 | 974,060 | 62.6 | 166.6 | 98.0 | Share..... | | | | | | |
| Cash, incl. stand. renters..... | 39,308 | 11,433,701 | 2,626,139 | 23.0 | 290.9 | 66.8 | Share-cash..... | | | | | | |
| Cash tenants proper..... | 38,557 | 11,378,855 | 2,593,263 | 22.8 | 295.1 | 67.3 | Cash..... | | | | | | |
| Standing renters..... | 751 | 54,846 | 32,926 | 60.0 | 73.0 | 43.8 | Unspecified..... | | | | | | |
| Unspecified..... | 6,448 | 1,243,747 | 403,655 | 32.5 | 192.9 | 62.6 | NEW HAMPSHIRE. | | | | | | |
| Colored farmers, total... | 231,850 | 10,979,883 | 7,748,317 | 70.6 | 47.4 | 33.4 | White farmers, total... | 20,509 | 2,602,330 | 702,387 | 27.0 | 126.9 | 34.2 |
| Owners..... | 50,380 | 4,624,982 | 2,512,301 | 54.3 | 77.9 | 42.3 | Owners..... | 18,592 | 2,295,262 | 623,268 | 27.2 | 123.5 | 33.5 |
| Owning entire farm..... | 49,734 | 3,938,418 | 2,000,069 | 50.3 | 79.2 | 41.4 | Owning entire farm..... | 17,824 | 2,157,779 | 586,982 | 27.2 | 121.1 | 32.9 |
| Hiring additional land..... | 646 | 686,564 | 452,232 | 65.9 | 71.1 | 40.9 | Hiring additional land..... | 768 | 137,483 | 36,281 | 26.4 | 179.0 | 47.2 |
| Managers..... | 406 | 135,942 | 40,082 | 29.5 | 394.8 | 98.7 | Managers..... | 545 | 154,033 | 33,721 | 21.9 | 282.6 | 61.9 |
| Tenants..... | 172,058 | 6,218,969 | 5,195,934 | 83.5 | 36.1 | 30.2 | Tenants..... | 1,372 | 153,035 | 45,403 | 29.7 | 111.5 | 33.1 |
| Share, incl. croppers..... | 149,090 | 5,211,700 | 4,403,621 | 84.5 | 35.7 | 30.1 | Share..... | 120 | 18,985 | 5,980 | 31.5 | 153.2 | 49.8 |
| Share tenants proper..... | 59,408 | 2,748,346 | 2,149,075 | 78.2 | 46.3 | 36.2 | Share-cash..... | 5 | 790 | 185 | 23.4 | 153.0 | 37.0 |
| Croppers..... | 86,682 | 2,403,354 | 2,254,546 | 91.5 | 28.4 | 26.0 | Cash..... | 1,073 | 112,472 | 33,657 | 29.9 | 104.8 | 31.4 |
| Share-cash..... | 3,955 | 139,407 | 123,451 | 88.6 | 35.2 | 31.2 | Unspecified..... | 174 | 20,788 | 5,581 | 26.8 | 119.5 | 32.1 |
| Cash, incl. stand. renters..... | 20,491 | 799,529 | 620,587 | 77.6 | 39.0 | 30.3 | Colored farmers, total... | 14 | 1,476 | 515 | 34.9 | 105.4 | 36.8 |
| Cash tenants proper..... | 16,810 | 660,620 | 506,829 | 76.7 | 39.3 | 30.2 | Owners..... | 12 | 1,121 | 410 | 36.6 | 93.4 | 34.2 |
| Standing renters..... | 3,681 | 138,909 | 113,758 | 81.9 | 37.7 | 30.9 | Owning entire farm..... | 12 | 1,121 | 410 | 36.6 | 93.4 | 34.2 |
| Unspecified..... | 1,522 | 68,323 | 48,275 | 70.7 | 44.9 | 31.7 | Hiring additional land..... | 1 | 325 | 100 | 30.8 | 325.0 | 100.0 |
| MOUNTAIN. | | | | | | | Managers..... | 1 | 30 | 5 | 16.7 | 30.0 | 5.0 |
| White farmers, total... | 238,662 | 116,339,757 | 29,810,696 | 25.6 | 487.5 | 124.9 | Tenants..... | 1 | 30 | 5 | 16.7 | 30.0 | 5.0 |
| Owners..... | 193,153 | 90,040,400 | 23,367,187 | 26.0 | 454.4 | 117.9 | Share..... | | | | | | |
| Owning entire farm..... | 160,854 | 51,494,132 | 15,456,424 | 30.0 | 320.1 | 96.1 | Share-cash..... | | | | | | |
| Hiring additional land..... | 37,299 | 38,546,268 | 7,910,763 | 20.5 | 1,033.4 | 212.1 | Cash..... | | | | | | |
| Managers..... | 4,089 | 12,930,972 | 1,533,809 | 11.9 | 3,164.6 | 375.1 | Unspecified..... | | | | | | |
| Tenants..... | 36,420 | 13,359,355 | 4,909,640 | 36.8 | 366.8 | 134.8 | VERMONT. | | | | | | |
| Share..... | 23,524 | 6,906,247 | 3,427,701 | 49.6 | 293.6 | 145.7 | White farmers, total... | 29,047 | 4,231,361 | 1,690,173 | 39.9 | 145.7 | 58.2 |
| Share-cash..... | 777 | 326,892 | 161,063 | 49.3 | 420.7 | 207.3 | Owners..... | 25,100 | 3,517,824 | 1,386,421 | 39.4 | 140.2 | 55.2 |
| Cash, incl. stand. renters..... | 10,363 | 5,261,394 | 1,087,602 | 20.7 | 507.7 | 105.0 | Owning entire farm..... | 23,906 | 3,291,123 | 1,299,359 | 39.5 | 137.7 | 34.4 |
| Standing renters..... | 1,756 | 804,852 | 233,271 | 27.0 | 492.5 | 132.8 | Hiring additional land..... | 1,194 | 226,701 | 87,062 | 38.4 | 189.9 | 72.9 |
| Unspecified..... | 1,522 | 68,323 | 48,275 | 70.7 | 44.9 | 31.7 | Managers..... | 565 | 149,783 | 55,850 | 37.3 | 265.1 | 98.8 |
| Colored farmers, total... | 5,447 | 997,469 | 295,172 | 29.6 | 183.1 | 54.2 | Tenants..... | 3,382 | 563,574 | 247,902 | 44.0 | 166.7 | 73.3 |
| Owners..... | 4,362 | 848,334 | 225,632 | 26.6 | 194.5 | 51.7 | Share..... | 1,620 | 324,786 | 153,881 | 47.4 | 200.5 | 95.0 |
| Owning entire farm..... | 4,240 | 633,082 | 156,130 | 24.7 | 149.3 | 36.8 | Share-cash..... | 20 | 4,773 | 2,321 | 48.6 | 183.6 | 89.3 |
| Hiring additional land..... | 122 | 215,252 | 69,502 | 32.3 | 1,764.4 | 569.7 | Cash..... | 1,487 | 198,823 | 78,658 | 39.6 | 133.7 | 52.9 |
| Managers..... | 27 | 33,614 | 2,546 | 7.6 | 1,245.0 | 94.3 | Unspecified..... | 249 | 35,372 | 13,012 | 36.8 | 142.1 | 52.3 |
| Tenants..... | 1,058 | 115,521 | 66,994 | 58.0 | 109.2 | 63.3 | | | | | | | |
| Share..... | 444 | 32,887 | 23,393 | 71.1 | | | | | | | | | |

TABLE 16.—FARMS AND FARM ACREAGE, PERCENTAGE OF FARM LAND IMPROVED, AND AVERAGE ACREAGE PER FARM, BY COLOR AND TENURE (DETAILED CLASSIFICATION), BY DIVISIONS AND STATES: 1920—Con.

| DIVISION OR STATE AND COLOR AND TENURE. | Number of farms. | All land in farms (acres). | Improved land in farms (acres). | Percent of farm land improved. | AVERAGE ACREAGE PER FARM. | | DIVISION OR STATE AND COLOR AND TENURE. | Number of farms. | All land in farms (acres). | Improved land in farms (acres). | Percent of farm land improved. | AVERAGE ACREAGE PER FARM. | |
|---|------------------|----------------------------|---------------------------------|--------------------------------|---------------------------|----------------|---|------------------|----------------------------|---------------------------------|--------------------------------|---------------------------|----------------|
| | | | | | All land. | Improved land. | | | | | | All land. | Improved land. |
| NEW ENGLAND—Con. | | | | | | | MIDDLE ATLANTIC. | | | | | | |
| Vermont—Con. | | | | | | | New York. | | | | | | |
| Colored farmers, total. | 28 | 4,450 | 1,422 | 32.0 | 158.9 | 50.8 | White farmers, total. | 192,645 | 20,589,928 | 13,131,640 | 63.3 | 106.9 | 68.2 |
| Owners. | 21 | 8,075 | 1,081 | 35.2 | 146.4 | 51.5 | Owners. | 151,288 | 15,054,158 | 9,582,336 | 63.7 | 99.5 | 63.3 |
| Owning entire farm. | 20 | 2,945 | 1,031 | 35.0 | 147.3 | 51.6 | Owning entire farm. | 138,762 | 13,388,081 | 8,476,773 | 63.3 | 106.5 | 61.1 |
| Hiring additional land. | 1 | 130 | 50 | 38.5 | 130.0 | 50.0 | Hiring additional land. | 12,526 | 1,060,077 | 1,105,563 | 66.4 | 133.0 | 83.8 |
| Managers. | 3 | 414 | 112 | 27.1 | 138.0 | 37.3 | Managers. | 4,351 | 928,060 | 460,201 | 49.6 | 213.4 | 105.8 |
| Tenants. | 4 | 991 | 220 | 23.8 | 240.3 | 57.3 | Tenants. | 37,006 | 4,607,110 | 3,089,100 | 67.1 | 124.5 | 83.5 |
| Share. | 1 | 596 | 150 | 25.2 | 596.0 | 150.0 | Share. | 20,818 | 2,026,908 | 2,025,719 | 97.0 | 141.1 | 97.8 |
| Share-cash. | 1 | | | | | | Share-cash. | 856 | 45,911 | 32,489 | 70.8 | 120.3 | 81.5 |
| Cash. | 2 | 252 | 54 | 21.4 | 126.0 | 27.0 | Cash. | 14,634 | 1,484,815 | 940,585 | 63.3 | 101.5 | 64.3 |
| Unspecified. | 1 | 118 | 25 | 22.1 | 118.0 | 25.0 | Unspecified. | 1,199 | 189,476 | 90,316 | 64.8 | 116.3 | 75.3 |
| Massachusetts. | | | | | | | Colored farmers, total. | | | | | | |
| White farmers, total. | 31,880 | 2,488,887 | 908,399 | 36.4 | 78.1 | 28.4 | Owners. | 429 | 30,225 | 18,060 | 61.7 | 70.5 | 43.5 |
| Owners. | 27,930 | 2,018,142 | 743,053 | 36.8 | 72.1 | 26.8 | Owning entire farm. | 391 | 27,039 | 16,283 | 60.2 | 69.2 | 41.6 |
| Owning entire farm. | 26,411 | 1,874,616 | 683,696 | 36.5 | 71.0 | 25.9 | Hiring additional land. | 38 | 3,186 | 2,377 | 74.6 | 83.8 | 62.6 |
| Hiring additional land. | 1,509 | 143,526 | 59,357 | 41.4 | 91.5 | 37.8 | Managers. | 25 | 8,695 | 2,186 | 59.2 | 147.8 | 87.4 |
| Managers. | 1,620 | 311,884 | 103,844 | 33.3 | 192.5 | 64.1 | Tenants. | 96 | 8,955 | 6,289 | 70.2 | 93.3 | 65.5 |
| Tenants. | 2,280 | 188,861 | 59,502 | 31.5 | 69.7 | 26.1 | Share. | 40 | 5,775 | 4,261 | 73.8 | 125.5 | 92.6 |
| Share. | 330 | 18,805 | 7,804 | 41.5 | 57.0 | 23.6 | Share-cash. | 1 | 111 | 70 | 68.5 | 111.0 | 76.0 |
| Share-cash. | 23 | 970 | 492 | 50.7 | 42.2 | 21.4 | Cash. | 42 | 2,395 | 1,494 | 62.4 | 67.0 | 35.6 |
| Cash. | 1,759 | 126,048 | 48,135 | 37.9 | 72.2 | 27.4 | Unspecified. | 7 | 674 | 458 | 68.0 | 96.3 | 65.4 |
| Unspecified. | 168 | 12,138 | 3,071 | 25.3 | 72.3 | 18.3 | New Jersey. | | | | | | |
| Colored farmers, total. | 121 | 5,590 | 2,435 | 43.6 | 46.2 | 20.1 | White farmers, total. | 29,167 | 2,256,265 | 1,539,147 | 68.2 | 77.4 | 52.8 |
| Owners. | 107 | 3,778 | 1,470 | 38.9 | 35.3 | 13.7 | Owners. | 21,604 | 1,415,789 | 966,582 | 68.3 | 65.5 | 44.7 |
| Owning entire farm. | 104 | 3,727 | 1,459 | 39.1 | 35.8 | 14.0 | Owning entire farm. | 20,493 | 1,322,995 | 902,047 | 68.2 | 64.6 | 44.0 |
| Hiring additional land. | 3 | 51 | 11 | 21.6 | 17.0 | 3.7 | Hiring additional land. | 1,111 | 92,794 | 64,535 | 69.5 | 83.5 | 58.1 |
| Managers. | 7 | 1,211 | 806 | 66.6 | 173.0 | 115.1 | Managers. | 967 | 206,413 | 100,342 | 48.6 | 213.5 | 103.8 |
| Tenants. | 7 | 801 | 189 | 23.6 | 85.9 | 22.7 | Tenants. | 6,596 | 634,003 | 472,223 | 74.5 | 96.1 | 71.6 |
| Share. | | | | | | | Share. | 3,466 | 395,392 | 306,410 | 77.5 | 114.1 | 88.4 |
| Share-cash. | | | | | | | Share-cash. | 30 | 5,489 | 2,659 | 48.4 | 140.7 | 68.2 |
| Cash. | 7 | 601 | 159 | 26.5 | 85.9 | 22.7 | Cash. | 2,896 | 221,314 | 153,849 | 69.5 | 76.4 | 53.1 |
| Unspecified. | | | | | | | Unspecified. | 195 | 11,868 | 9,305 | 78.4 | 60.9 | 47.7 |
| Rhode Island. | | | | | | | Colored farmers, total. | | | | | | |
| White farmers, total. | 4,068 | 330,648 | 132,543 | 40.1 | 81.4 | 32.6 | Owners. | 285 | 9,002 | 5,237 | 58.2 | 31.6 | 18.4 |
| Owners. | 3,231 | 248,296 | 97,523 | 39.3 | 76.8 | 30.2 | Owning entire farm. | 259 | 8,430 | 4,748 | 56.8 | 32.5 | 18.3 |
| Owning entire farm. | 2,957 | 226,422 | 85,823 | 37.9 | 76.6 | 29.0 | Hiring additional land. | 26 | 572 | 489 | 85.5 | 22.0 | 18.8 |
| Hiring additional land. | 274 | 21,874 | 11,700 | 53.5 | 79.8 | 42.7 | Managers. | 20 | 1,978 | 1,520 | 77.3 | 98.9 | 70.5 |
| Managers. | 204 | 29,702 | 13,913 | 46.8 | 145.6 | 68.2 | Tenants. | 230 | 15,340 | 9,694 | 63.2 | 66.7 | 42.1 |
| Tenants. | 628 | 52,650 | 21,107 | 40.1 | 83.8 | 33.6 | Share. | 134 | 11,608 | 7,065 | 66.0 | 86.6 | 57.2 |
| Share. | 22 | 1,635 | 584 | 35.7 | 74.3 | 28.5 | Share-cash. | 1 | 30 | 30 | 100.0 | 30.0 | 30.0 |
| Share-cash. | | | | | | | Cash. | 87 | 3,327 | 1,792 | 63.9 | 38.2 | 20.6 |
| Cash. | 604 | 50,977 | 20,505 | 40.2 | 84.4 | 33.9 | Unspecified. | 8 | 375 | 207 | 55.2 | 46.9 | 25.9 |
| Unspecified. | 2 | 38 | 18 | 47.4 | 19.0 | 9.0 | Pennsylvania. | | | | | | |
| Colored farmers, total. | 20 | 952 | 312 | 32.8 | 47.6 | 15.6 | White farmers, total. | 201,799 | 17,630,579 | 11,829,040 | 67.1 | 87.4 | 58.6 |
| Owners. | 14 | 638 | 196 | 30.7 | 45.0 | 14.0 | Owners. | 163,237 | 12,499,320 | 8,196,163 | 65.6 | 81.6 | 53.5 |
| Owning entire farm. | 14 | 638 | 196 | 30.7 | 45.6 | 14.0 | Owning entire farm. | 144,460 | 11,510,837 | 7,500,691 | 65.7 | 79.7 | 52.3 |
| Hiring additional land. | | | | | | | Hiring additional land. | 8,777 | 988,483 | 635,472 | 64.3 | 112.6 | 72.4 |
| Managers. | 1 | 90 | 30 | 33.3 | 90.0 | 30.0 | Managers. | 4,445 | 778,128 | 400,371 | 59.2 | 175.1 | 103.6 |
| Tenants. | 5 | 224 | 86 | 38.4 | 44.8 | 17.2 | Tenants. | 44,117 | 4,353,131 | 3,172,506 | 72.9 | 98.7 | 71.9 |
| Share. | | | | | | | Share. | 20,649 | 2,228,814 | 2,228,168 | 76.0 | 110.0 | 83.6 |
| Share-cash. | | | | | | | Share-cash. | 728 | 69,139 | 61,017 | 73.8 | 95.0 | 70.1 |
| Cash. | 5 | 224 | 86 | 38.4 | 44.8 | 17.2 | Cash. | 15,141 | 1,220,269 | 797,268 | 65.3 | 80.6 | 52.7 |
| Unspecified. | | | | | | | Unspecified. | 1,599 | 132,909 | 96,053 | 72.3 | 83.1 | 60.1 |
| Connecticut. | | | | | | | Colored farmers, total. | | | | | | |
| White farmers, total. | 22,580 | 1,891,735 | 699,070 | 37.0 | 83.8 | 31.0 | Owners. | 261 | 10,187 | 7,646 | 75.1 | 39.0 | 29.3 |
| Owners. | 19,615 | 1,540,791 | 572,314 | 37.1 | 78.6 | 29.2 | Owning entire farm. | 238 | 9,048 | 6,962 | 76.9 | 38.0 | 29.3 |
| Owning entire farm. | 18,324 | 1,403,672 | 512,459 | 36.5 | 76.6 | 28.0 | Hiring additional land. | 23 | 1,139 | 684 | 60.1 | 49.5 | 29.7 |
| Hiring additional land. | 1,291 | 137,219 | 59,855 | 43.6 | 106.3 | 46.4 | Managers. | 45 | 4,163 | 3,050 | 73.3 | 92.5 | 67.8 |
| Managers. | 1,064 | 185,226 | 65,112 | 35.2 | 174.1 | 61.2 | Tenants. | 146 | 12,584 | 7,983 | 63.4 | 89.8 | 55.1 |
| Tenants. | 1,901 | 165,718 | 61,644 | 37.2 | 87.2 | 32.4 | Share. | 61 | 6,347 | 4,748 | 74.8 | 104.0 | 77.8 |
| Share. | 307 | 32,895 | 13,025 | 39.6 | 107.1 | 42.4 | Share-cash. | 8 | 1,584 | 156 | 9.8 | 528.0 | 52.0 |
| Share-cash. | 30 | 1,989 | 810 | 40.7 | 66.3 | 27.0 | Cash. | 79 | 4,584 | 3,002 | 60.8 | 58.0 | 38.8 |
| Cash. | 1,553 | 129,276 | 47,352 | 36.6 | 83.2 | 30.5 | Unspecified. | 2 | 69 | 17 | 24.6 | 34.5 | 8.5 |
| Unspecified. | 11 | 1,558 | 457 | 29.3 | 141.6 | 41.5 | EAST NORTH CENTRAL. | | | | | | |
| Colored farmers, total. | 75 | 7,245 | 2,016 | 27.8 | 96.6 | 26.9 | Ohio. | | | | | | |
| Owners. | 51 | 1,753 | 704 | 40.2 | 34.4 | 13.8 | White farmers, total. | 255,079 | 23,415,476 | 18,465,916 | 78.9 | 91.8 | 72.4 |
| Owning entire farm. | 45 | 1,595 | 589 | 36.9 | 33.4 | 13.1 | Owners. | 176,933 | 14,944,527 | 11,705,310 | 78.3 | 84.5 | 66.2 |
| Hiring additional land. | 6 | 158 | 115 | 72.8 | 26.3 | 19.2 | Owning entire farm. | 156,214 | 12,652,632 | 9,858,861 | 77.9 | 81.0 | 63.1 |
| Managers. | 6 | 1,965 | 227 | 11.6 | 327.5 | 37.8 | Hiring additional land. | 20,719 | 2,291,845 | 1,840,489 | 80.6 | 110.0 | 89.1 |
| Tenants. | 18 | 3,527 | 1,085 | 30.8 | 195.9 | 60.3 | Managers. | 3,029 | 557,191 | 380,592 | 60.4 | 184.0 | 127.6 |
| Share. | 6 | 2,753 | 840 | 30.5 | 458.8 | 140.0 | Tenants. | 75,117 | 7,918,758 | 6,374,014 | 80.5 | 105.4 | 84.0 |
| Share-cash. | | | | | | | Share. | 50,291 | 5,593,335 | 4,574,495 | 81.7 | 111.3 | 91.0 |
| Cash. | 12 | 774 | 245 | 31.7 | 64.5 | 20.4 | Share-cash. | 1,562 | 199,500 | 172,654 | 86.5 | 127.7 | 110.5 |
| Unspecified. | | | | | | | Cash. | 19,181 | 1,715,969 | 1,311,076 | 76.5 | 89.5 | 68.4 |
| | | | | | | | Unspecified. | 4,083 | 399,954 | 314,880 | 78.7 | 98.0 | 77.1 |

TABLE 16.—FARMS AND FARM ACREAGE, PERCENTAGE OF FARM LAND IMPROVED, AND AVERAGE ACREAGE PER FARM, BY COLOR AND TENURE (DETAILED CLASSIFICATION), BY DIVISIONS AND STATES: 1920—Con.

| DIVISION OR STATE AND COLOR AND TENURE. | Number of farms. | All land in farms (acres). | Improved land in farms (acres). | Percent of farm land improved. | AVERAGE ACREAGE PER FARM. | | DIVISION OR STATE AND COLOR AND TENURE. | Number of farms. | All land in farms (acres). | Improved land in farms (acres). | Percent of farm land improved. | AVERAGE ACREAGE PER FARM. | |
|---|------------------|----------------------------|---------------------------------|--------------------------------|---------------------------|----------------|---|------------------|----------------------------|---------------------------------|--------------------------------|---------------------------|----------------|
| | | | | | All land. | Improved land. | | | | | | All land. | Improved land. |
| EAST NORTH CENTRAL—Con. | | | | | | | EAST NORTH CENTRAL—Con. | | | | | | |
| Ohio—Con. | | | | | | | Wisconsin. | | | | | | |
| Colored farmers, total. | 1,616 | 100,412 | 76,437 | 76.1 | 82.1 | 47.3 | White farmers, total. | 188,632 | 22,114,129 | 12,437,349 | 56.2 | 117.2 | 65.9 |
| Owners. | 1,053 | 55,526 | 41,170 | 74.1 | 52.7 | 39.1 | Owners. | 158,952 | 17,808,980 | 9,875,457 | 55.5 | 112.0 | 62.1 |
| Owning entire farm. | 902 | 46,156 | 33,813 | 73.3 | 51.2 | 37.5 | Owning entire farm. | 148,794 | 16,300,429 | 9,030,775 | 55.4 | 109.6 | 60.7 |
| Hiring additional land. | 151 | 9,370 | 7,357 | 78.5 | 62.1 | 48.7 | Hiring additional land. | 10,158 | 1,508,551 | 838,682 | 55.6 | 148.1 | 82.3 |
| Managers. | 36 | 4,533 | 3,555 | 78.4 | 125.9 | 98.8 | Managers. | 2,424 | 531,249 | 241,474 | 45.5 | 219.2 | 99.0 |
| Tenants. | 527 | 40,353 | 31,712 | 78.6 | 70.6 | 60.2 | Tenants. | 27,226 | 3,773,900 | 2,320,418 | 61.5 | 138.6 | 85.2 |
| Share. | 374 | 29,987 | 23,782 | 79.4 | 60.2 | 63.6 | Share. | 14,576 | 2,223,137 | 1,389,701 | 62.1 | 152.5 | 94.7 |
| Share-cash. | 16 | 948 | 948 | 89.3 | 66.4 | 50.2 | Share-cash. | 357 | 49,933 | 38,876 | 67.8 | 139.9 | 94.9 |
| Cash. | 117 | 7,161 | 5,296 | 74.0 | 61.2 | 45.3 | Cash. | 11,398 | 1,388,227 | 846,315 | 61.0 | 121.8 | 74.3 |
| Unspecified. | 20 | 2,103 | 1,686 | 77.9 | 108.2 | 84.3 | Unspecified. | 806 | 112,573 | 50,526 | 52.9 | 125.6 | 66.4 |
| Indiana. | | | | | | | Colored farmers, total. | | | | | | |
| White farmers, total. | 204,554 | 21,026,616 | 16,649,507 | 79.2 | 102.8 | 81.4 | White farmers, total. | 683 | 34,094 | 14,867 | 43.6 | 51.4 | 22.4 |
| Owners. | 136,904 | 12,853,162 | 10,011,689 | 77.9 | 93.9 | 73.1 | Owners. | 628 | 32,017 | 13,720 | 42.9 | 51.0 | 21.8 |
| Owning entire farm. | 112,452 | 9,903,276 | 7,582,256 | 76.6 | 88.1 | 67.4 | Owning entire farm. | 598 | 32,030 | 12,769 | 43.1 | 49.7 | 21.4 |
| Hiring additional land. | 24,452 | 2,949,886 | 2,429,383 | 82.4 | 120.6 | 99.4 | Hiring additional land. | 32 | 2,387 | 951 | 39.8 | 74.0 | 20.7 |
| Managers. | 2,315 | 470,497 | 344,047 | 73.2 | 203.2 | 148.0 | Managers. | 3 | 605 | 457 | 75.5 | 201.7 | 152.3 |
| Tenants. | 65,335 | 7,702,957 | 6,203,221 | 81.7 | 117.9 | 96.3 | Tenants. | 32 | 1,472 | 690 | 46.9 | 46.0 | 21.6 |
| Share. | 48,287 | 5,960,238 | 4,871,640 | 81.7 | 123.4 | 100.9 | Share. | 9 | 481 | 154 | 32.0 | 53.4 | 17.1 |
| Share-cash. | 3,795 | 558,252 | 484,623 | 86.8 | 147.1 | 127.7 | Share-cash. | 1 | 47 | 42 | 89.4 | 47.0 | 42.0 |
| Cash. | 10,564 | 907,750 | 720,723 | 79.4 | 85.9 | 68.2 | Cash. | 22 | 944 | 494 | 52.3 | 42.9 | 22.5 |
| Unspecified. | 2,689 | 276,717 | 216,235 | 78.1 | 102.9 | 80.4 | Unspecified. | | | | | | |
| Colored farmers, total. | 572 | 36,716 | 30,705 | 83.6 | 64.2 | 53.7 | WEST NORTH CENTRAL. | | | | | | |
| Owners. | 306 | 17,302 | 14,333 | 82.8 | 56.5 | 46.8 | Minnesota. | | | | | | |
| Owning entire farm. | 212 | 10,225 | 8,217 | 80.4 | 48.2 | 38.8 | White farmers, total. | 178,271 | 30,261,479 | 21,474,366 | 71.1 | 169.4 | 120.5 |
| Hiring additional land. | 94 | 7,077 | 6,116 | 86.4 | 75.3 | 65.1 | Owners. | 132,567 | 20,066,110 | 14,248,621 | 67.0 | 158.4 | 107.5 |
| Managers. | 14 | 2,419 | 2,060 | 85.2 | 172.8 | 147.1 | Owning entire farm. | 112,721 | 16,345,151 | 10,852,724 | 66.4 | 145.0 | 96.3 |
| Tenants. | 252 | 16,095 | 14,312 | 84.2 | 67.4 | 56.8 | Hiring additional land. | 19,846 | 4,650,959 | 3,395,807 | 73.0 | 234.4 | 171.1 |
| Share. | 180 | 13,493 | 11,566 | 85.7 | 72.5 | 62.2 | Managers. | 1,595 | 443,065 | 283,845 | 64.1 | 277.8 | 178.0 |
| Share-cash. | 5 | 416 | 378 | 90.9 | 83.2 | 75.6 | Tenants. | 44,109 | 8,782,304 | 6,941,900 | 79.2 | 198.7 | 157.4 |
| Cash. | 51 | 2,651 | 2,012 | 75.9 | 52.0 | 39.5 | Share. | 18,967 | 4,054,610 | 3,186,989 | 78.6 | 213.8 | 168.0 |
| Unspecified. | 10 | 435 | 356 | 81.8 | 43.5 | 35.6 | Share-cash. | 8,374 | 1,960,589 | 1,685,072 | 85.9 | 234.1 | 201.2 |
| Illinois. | | | | | | | Colored farmers, total. | 207 | 20,279 | 7,944 | 36.2 | 174.0 | 35.5 |
| White farmers, total. | 236,288 | 31,917,073 | 27,247,436 | 85.4 | 135.1 | 115.3 | Owners. | 177 | 18,054 | 6,020 | 33.3 | 102.0 | 34.0 |
| Owners. | 132,040 | 16,231,619 | 13,505,050 | 83.8 | 122.9 | 103.0 | Owning entire farm. | 159 | 14,985 | 4,098 | 27.3 | 94.2 | 25.8 |
| Owning entire farm. | 100,521 | 11,346,023 | 9,377,637 | 82.7 | 112.9 | 93.3 | Hiring additional land. | 18 | 3,069 | 1,922 | 62.6 | 170.5 | 106.8 |
| Hiring additional land. | 31,519 | 4,885,596 | 4,217,413 | 86.3 | 155.0 | 133.8 | Managers. | 1 | 24 | 24 | 100.0 | 24.0 | 24.0 |
| Managers. | 3,402 | 711,773 | 576,713 | 81.0 | 209.2 | 169.5 | Tenants. | 29 | 2,201 | 1,300 | 59.1 | 75.9 | 44.8 |
| Tenants. | 100,846 | 14,973,681 | 13,075,673 | 87.3 | 148.5 | 120.7 | Share. | 9 | 948 | 723 | 76.3 | 105.3 | 80.3 |
| Share. | 45,037 | 6,712,194 | 5,761,833 | 85.8 | 149.0 | 127.9 | Share-cash. | 1 | 160 | 160 | 100.0 | 160.0 | 160.0 |
| Share-cash. | 27,352 | 4,721,709 | 4,336,876 | 91.8 | 172.6 | 158.6 | Cash. | 14 | 688 | 256 | 37.2 | 49.1 | 18.3 |
| Cash. | 26,230 | 3,255,636 | 2,734,863 | 84.0 | 124.1 | 104.3 | Unspecified. | 5 | 405 | 161 | 39.8 | 81.0 | 32.2 |
| Unspecified. | 2,227 | 284,142 | 242,101 | 85.2 | 127.6 | 108.7 | Iowa. | | | | | | |
| Colored farmers, total. | 893 | 57,702 | 47,097 | 81.6 | 64.6 | 52.7 | White farmers, total. | 213,330 | 33,466,049 | 28,600,734 | 85.5 | 156.9 | 134.1 |
| Owners. | 534 | 33,457 | 26,281 | 78.6 | 62.7 | 49.2 | Owners. | 121,814 | 18,045,981 | 15,316,174 | 84.9 | 148.1 | 125.7 |
| Owning entire farm. | 382 | 22,235 | 16,970 | 76.3 | 58.2 | 44.4 | Owning entire farm. | 98,948 | 13,848,202 | 11,752,124 | 84.9 | 140.0 | 118.8 |
| Hiring additional land. | 152 | 11,222 | 9,311 | 83.0 | 73.8 | 61.3 | Hiring additional land. | 22,866 | 4,197,779 | 3,564,050 | 84.9 | 183.6 | 155.9 |
| Managers. | 9 | 1,077 | 941 | 87.4 | 119.7 | 104.6 | Managers. | 2,488 | 568,836 | 445,737 | 78.4 | 228.8 | 174.3 |
| Tenants. | 350 | 23,165 | 19,875 | 85.8 | 66.2 | 56.8 | Tenants. | 89,030 | 14,851,232 | 12,838,823 | 86.4 | 160.8 | 149.2 |
| Share. | 244 | 14,764 | 12,401 | 84.0 | 60.5 | 50.8 | Share. | 25,590 | 4,319,167 | 3,671,081 | 85.0 | 168.8 | 143.5 |
| Share-cash. | 27 | 3,873 | 3,501 | 90.4 | 143.4 | 129.7 | Share-cash. | 16,399 | 3,065,294 | 2,723,741 | 88.9 | 186.9 | 166.1 |
| Cash. | 70 | 4,138 | 3,654 | 88.3 | 59.1 | 52.2 | Cash. | 44,572 | 7,116,511 | 6,152,554 | 86.5 | 169.7 | 138.0 |
| Unspecified. | 9 | 393 | 319 | 81.2 | 43.7 | 35.4 | Unspecified. | 2,469 | 350,260 | 291,447 | 83.2 | 141.9 | 118.0 |
| Michigan. | | | | | | | Colored farmers, total. | 109 | 8,847 | 6,217 | 70.3 | 81.2 | 57.0 |
| White farmers, total. | 195,714 | 18,984,248 | 12,893,814 | 67.9 | 97.0 | 65.9 | Owners. | 74 | 5,140 | 3,450 | 67.1 | 69.5 | 46.6 |
| Owners. | 158,843 | 14,506,732 | 9,824,920 | 67.7 | 91.3 | 61.9 | Owning entire farm. | 60 | 4,327 | 2,877 | 66.5 | 72.1 | 48.0 |
| Owning entire farm. | 139,388 | 12,101,995 | 8,147,225 | 67.3 | 86.8 | 58.4 | Hiring additional land. | 14 | 813 | 573 | 70.5 | 58.1 | 40.9 |
| Hiring additional land. | 19,455 | 2,404,737 | 1,677,695 | 69.8 | 123.6 | 86.2 | Managers. | 1 | 250 | 160 | 64.0 | 250.0 | 160.0 |
| Managers. | 2,310 | 587,044 | 271,683 | 46.3 | 254.1 | 117.6 | Tenants. | 34 | 3,457 | 2,607 | 75.4 | 101.7 | 76.7 |
| Tenants. | 34,661 | 3,890,472 | 2,797,211 | 71.9 | 112.6 | 80.9 | Share. | 16 | 1,989 | 1,572 | 79.0 | 124.3 | 98.3 |
| Share. | 23,164 | 2,846,173 | 2,065,452 | 72.6 | 122.9 | 89.2 | Share-cash. | 2 | 232 | 105 | 45.3 | 116.0 | 52.5 |
| Share-cash. | 421 | 52,597 | 38,289 | 72.8 | 124.9 | 90.9 | Cash. | 14 | 1,160 | 859 | 74.1 | 82.9 | 61.4 |
| Cash. | 9,277 | 813,082 | 570,805 | 70.2 | 87.6 | 61.5 | Unspecified. | 2 | 76 | 71 | 93.4 | 38.0 | 35.5 |
| Unspecified. | 1,699 | 178,620 | 122,665 | 68.7 | 105.1 | 72.2 | Missouri. | | | | | | |
| Colored farmers, total. | 733 | 48,713 | 31,707 | 65.1 | 66.5 | 43.3 | White farmers, total. | 260,178 | 34,584,245 | 24,690,967 | 71.4 | 132.9 | 94.9 |
| Owners. | 563 | 34,729 | 21,921 | 63.1 | 61.7 | 38.9 | Owners. | 183,386 | 24,574,801 | 17,380,055 | 70.8 | 134.0 | 94.8 |
| Owning entire farm. | 486 | 26,952 | 16,611 | 61.6 | 55.5 | 34.2 | Owning entire farm. | 152,547 | 19,787,853 | 13,654,209 | 69.0 | 155.2 | 89.5 |
| Hiring additional land. | 77 | 7,777 | 5,310 | 68.3 | 101.0 | 69.0 | Hiring additional land. | 30,839 | 4,786,948 | 3,734,756 | 78.0 | 155.2 | 121.1 |
| Managers. | 9 | 847 | 669 | 79.0 | 94.1 | 74.3 | Managers. | 2,190 | 653,390 | 419,593 | 64.2 | 297.1 | 190.8 |
| Tenants. | 161 | 13,137 | 9,117 | 69.4 | 81.6 | 56.6 | Tenants. | 74,593 | 9,356,054 | 6,882,314 | 73.6 | 125.4 | 92.3 |
| Share. | 116 | 11,079 | 7,838 | 70.7 | 95.5 | 67.6 | Share. | 45,367 | 5,786,796 | 4,175,743 | 72.1 | 127.6 | 92.0 |
| Share-cash. | 1 | 80 | 45 | 56.3 | 80.0 | 45.0 | Share-cash. | 6,948 | 1,029,692 | 886,339 | 80.1 | 148.2 | 127.6 |
| Cash. | 35 | 1,610 | 1,020 | 63.1 | 46.2 | 29.1 | Cash. | 17,133 | 1,915,810 | 1,398,300 | 73.0 | 111.8 | 81.6 |
| Unspecified. | 9 | 362 | 214 | 59.1 | 40.2 | 23.8 | Unspecified. | 5,145 | 623,756 | 421,932 | 67.0 | 121.2 | 82.0 |

TABLE 16.—FARMS AND FARM ACREAGE, PERCENTAGE OF FARM LAND IMPROVED, AND AVERAGE ACREAGE PER FARM, BY COLOR AND TENURE (DETAILED CLASSIFICATION), BY DIVISIONS AND STATES: 1920—Con.

| DIVISION OR STATE AND COLOR AND TENURE | Number of farms | All land in farms (acres) | Improved land in farms (acres) | Percent of farm land improved | AVERAGE ACREAGE PER FARM. | | DIVISION OR STATE AND COLOR AND TENURE | Number of farms | All land in farms (acres) | Improved land in farms (acres) | Percent of farm land improved | AVERAGE ACREAGE PER FARM. | |
|--|-----------------|---------------------------|--------------------------------|-------------------------------|---------------------------|---------------|--|-----------------|---------------------------|--------------------------------|-------------------------------|---------------------------|---------------|
| | | | | | All land | Improved land | | | | | | All land | Improved land |
| WEST NORTH CENTRAL—CON. | | | | | | | WEST NORTH CENTRAL—CON. | | | | | | |
| Missouri—Con. | | | | | | | Kansas. | | | | | | |
| Colored farmers, total. | | | | | | | White farmers, total... | | | | | | |
| Owners..... | 1,044 | 111,996 | 77,916 | 69.6 | 68.1 | 47.4 | Owners..... | 96,297 | 27,259,088 | 17,864,196 | 65.5 | 283.1 | 185.5 |
| Owning entire farm..... | 1,305 | 84,477 | 56,322 | 66.7 | 64.7 | 43.2 | Owning entire farm..... | 65,081 | 14,567,183 | 9,499,033 | 65.2 | 223.8 | 146.0 |
| Hiring additional land..... | 339 | 27,519 | 21,594 | 78.5 | 81.2 | 68.7 | Hiring additional land..... | 31,216 | 12,691,905 | 8,365,163 | 65.9 | 406.6 | 268.0 |
| Managers..... | 48 | 11,057 | 9,379 | 84.8 | 230.4 | 195.4 | Managers..... | 1,477 | 1,218,298 | 501,194 | 41.1 | 824.8 | 339.3 |
| Tenants..... | 1,134 | 67,891 | 54,704 | 81.8 | 59.4 | 48.2 | Tenants..... | 66,274 | 16,758,738 | 12,105,277 | 72.2 | 252.9 | 182.7 |
| Share..... | 378 | 53,320 | 44,165 | 82.8 | 60.7 | 50.3 | Share..... | 40,843 | 10,843,422 | 8,036,174 | 74.1 | 265.5 | 196.8 |
| Share-cash..... | 47 | 3,401 | 2,905 | 83.9 | 78.6 | 61.8 | Share-cash..... | 12,973 | 3,174,641 | 2,472,105 | 77.9 | 244.7 | 190.6 |
| Cash..... | 150 | 7,641 | 5,385 | 70.5 | 48.1 | 33.9 | Cash..... | 11,524 | 2,441,141 | 1,441,864 | 59.1 | 211.8 | 125.1 |
| Unspecified..... | 50 | 2,959 | 2,249 | 76.0 | 59.2 | 45.0 | Unspecified..... | 934 | 299,534 | 155,134 | 51.8 | 320.7 | 166.1 |
| North Dakota. | | | | | | | Colored farmers, total. | | | | | | |
| White farmers, total... | | | | | | | White farmers, total... | | | | | | |
| Owners..... | 56,448 | 20,684,516 | 17,419,933 | 85.3 | 472.7 | 308.6 | Owners..... | 703 | 117,683 | 78,748 | 66.9 | 148.4 | 99.3 |
| Owning entire farm..... | 33,627 | 12,892,733 | 8,043,105 | 69.4 | 383.4 | 266.0 | Owning entire farm..... | 559 | 61,633 | 39,671 | 64.4 | 110.3 | 71.0 |
| Hiring additional land..... | 22,821 | 13,791,783 | 8,476,828 | 61.5 | 604.3 | 371.4 | Hiring additional land..... | 234 | 56,050 | 39,077 | 69.7 | 239.5 | 167.0 |
| Managers..... | 853 | 810,667 | 482,405 | 59.5 | 950.4 | 565.5 | Managers..... | 18 | 2,613 | 2,077 | 79.5 | 145.2 | 115.4 |
| Tenants..... | 19,846 | 8,533,116 | 6,614,669 | 77.5 | 430.0 | 333.3 | Tenants..... | 427 | 68,759 | 49,268 | 71.7 | 161.0 | 115.4 |
| Share..... | 10,909 | 7,215,216 | 5,785,771 | 80.2 | 426.9 | 342.2 | Share..... | 289 | 48,594 | 37,631 | 77.4 | 169.9 | 131.6 |
| Share-cash..... | 890 | 420,957 | 295,172 | 68.7 | 483.1 | 331.7 | Share-cash..... | 17 | 2,079 | 1,692 | 81.4 | 122.3 | 93.5 |
| Cash..... | 1,151 | 505,725 | 258,457 | 51.1 | 439.4 | 224.5 | Cash..... | 105 | 7,117 | 5,112 | 71.8 | 67.8 | 48.7 |
| Unspecified..... | 896 | 379,218 | 275,269 | 72.6 | 423.2 | 307.2 | Unspecified..... | 19 | 10,969 | 4,833 | 44.1 | 577.3 | 254.4 |
| Colored farmers, total. | | | | | | | South Atlantic. | | | | | | |
| White farmers, total... | | | | | | | Delaware. | | | | | | |
| Owners..... | 469 | 165,569 | 87,996 | 52.6 | 353.0 | 79.7 | White farmers, total... | | | | | | |
| Owning entire farm..... | 424 | 146,999 | 26,007 | 17.7 | 346.7 | 61.3 | Owners..... | 9,268 | 889,623 | 615,117 | 69.1 | 96.0 | 66.4 |
| Hiring additional land..... | 45 | 18,570 | 11,989 | 61.3 | 412.7 | 253.1 | Owning entire farm..... | 5,655 | 438,964 | 293,795 | 66.9 | 77.6 | 52.0 |
| Managers..... | 2 | 800 | 450 | 56.3 | 400.0 | 225.0 | Owning entire farm..... | 5,383 | 346,577 | 281,323 | 66.9 | 78.1 | 52.3 |
| Tenants..... | 72 | 20,083 | 8,325 | 41.5 | 278.9 | 115.6 | Hiring additional land..... | 272 | 18,387 | 12,472 | 67.8 | 67.6 | 45.9 |
| Share..... | 34 | 10,100 | 4,802 | 47.5 | 297.1 | 141.2 | Managers..... | 131 | 20,191 | 15,611 | 77.3 | 154.1 | 119.2 |
| Share-cash..... | 1 | 440 | 438 | 99.5 | 440.0 | 438.0 | Tenants..... | 3,482 | 430,468 | 305,711 | 71.0 | 123.6 | 87.8 |
| Cash..... | 24 | 5,659 | 2,636 | 46.6 | 235.8 | 109.8 | Share, incl. croppers..... | 2,882 | 382,269 | 272,892 | 71.4 | 132.6 | 94.7 |
| Unspecified..... | 13 | 3,884 | 449 | 11.6 | 298.8 | 84.5 | Share tenants proper..... | 2,748 | 366,741 | 261,610 | 71.3 | 133.5 | 95.2 |
| South Dakota. | | | | | | | Croppers..... | | | | | | |
| White farmers, total... | | | | | | | Share-cash..... | | | | | | |
| Owners..... | 40,350 | 23,364,878 | 11,344,964 | 48.6 | 504.1 | 244.8 | Cash, incl. stand. renters..... | 445 | 33,067 | 23,255 | 70.3 | 74.3 | 62.3 |
| Owning entire farm..... | 25,913 | 8,372,172 | 4,950,785 | 59.2 | 323.1 | 191.3 | Cash tenants proper..... | 444 | 33,060 | 23,249 | 70.3 | 74.5 | 62.4 |
| Hiring additional land..... | 20,437 | 14,992,706 | 6,388,179 | 42.6 | 733.6 | 312.6 | Standing renters..... | 1 | 7 | 7 | 100.0 | 7.0 | 7.0 |
| Managers..... | 771 | 883,213 | 278,302 | 31.5 | 145.5 | 361.0 | Unspecified..... | 146 | 13,308 | 8,798 | 66.1 | 91.2 | 60.3 |
| Tenants..... | 25,904 | 9,538,258 | 6,425,215 | 67.4 | 368.2 | 243.0 | Colored farmers, total. | | | | | | |
| Share..... | 12,209 | 4,307,511 | 3,171,885 | 73.6 | 352.8 | 259.8 | Owners..... | 872 | 54,888 | 37,935 | 69.1 | 62.9 | 43.5 |
| Share-cash..... | 7,888 | 2,568,670 | 2,066,805 | 80.5 | 325.6 | 262.0 | Owning entire farm..... | 355 | 12,512 | 8,424 | 67.3 | 35.2 | 23.7 |
| Cash..... | 5,278 | 2,484,344 | 1,070,729 | 43.3 | 470.7 | 204.0 | Owning entire farm..... | 305 | 10,689 | 7,160 | 67.1 | 35.0 | 23.5 |
| Unspecified..... | 629 | 177,733 | 109,796 | 61.8 | 336.0 | 207.6 | Hiring additional land..... | 50 | 1,823 | 1,255 | 68.8 | 36.5 | 25.1 |
| Colored farmers, total. | | | | | | | Managers..... | | | | | | |
| Owners..... | 1,465 | 804,499 | 138,293 | 17.2 | 549.1 | 94.4 | Tenants..... | 13 | 1,294 | 933 | 72.1 | 99.5 | 71.8 |
| Owning entire farm..... | 1,340 | 635,787 | 90,969 | 14.3 | 474.5 | 67.9 | Share, incl. croppers..... | 504 | 41,082 | 28,578 | 69.6 | 81.5 | 56.7 |
| Hiring additional land..... | 125 | 168,712 | 47,324 | 28.0 | 1,349.7 | 378.6 | Share tenants proper..... | 482 | 37,441 | 26,287 | 70.2 | 88.7 | 60.8 |
| Managers..... | 10 | 6,604 | 454 | 7.0 | 650.4 | 45.4 | Croppers..... | 358 | 31,859 | 21,935 | 68.9 | 80.1 | 61.3 |
| Tenants..... | 137 | 39,139 | 12,022 | 30.7 | 285.7 | 87.5 | Share-cash..... | 74 | 5,582 | 4,332 | 77.0 | 75.4 | 58.5 |
| Share..... | 60 | 15,451 | 5,782 | 37.4 | 257.5 | 96.4 | Cash, incl. stand. renters..... | 30 | 32 | 32 | 100.0 | 19.5 | 16.0 |
| Share-cash..... | 3 | 348 | 304 | 87.4 | 116.0 | 101.3 | Cash tenants proper..... | 80 | 1,414 | 883 | 62.4 | 36.3 | 22.6 |
| Cash..... | 50 | 12,719 | 4,960 | 39.0 | 254.4 | 99.2 | Standing renters..... | 38 | 1,368 | 843 | 61.6 | 36.0 | 22.2 |
| Unspecified..... | 24 | 10,621 | 976 | 9.2 | 442.5 | 40.7 | Unspecified..... | 1 | 46 | 40 | 87.0 | 46.0 | 40.0 |
| Nebraska. | | | | | | | Maryland. | | | | | | |
| White farmers, total... | | | | | | | White farmers, total... | | | | | | |
| Owners..... | 69,418 | 26,384,916 | 13,161,040 | 49.9 | 380.1 | 189.6 | Owners..... | 41,699 | 4,406,422 | 2,919,042 | 66.2 | 105.7 | 70.0 |
| Owning entire farm..... | 50,352 | 15,754,120 | 8,321,078 | 52.8 | 312.9 | 165.3 | Owning entire farm..... | 29,256 | 2,631,595 | 1,686,704 | 64.1 | 90.0 | 57.7 |
| Hiring additional land..... | 19,066 | 10,630,796 | 4,839,962 | 45.5 | 557.6 | 253.9 | Owning entire farm..... | 27,751 | 2,432,976 | 1,590,040 | 64.1 | 89.5 | 57.3 |
| Managers..... | 1,311 | 1,478,572 | 432,101 | 29.2 | 1,127.8 | 329.6 | Hiring additional land..... | 1,595 | 148,619 | 96,064 | 64.6 | 98.8 | 63.8 |
| Tenants..... | 53,304 | 14,295,311 | 9,484,117 | 66.3 | 268.2 | 177.9 | Managers..... | 1,111 | 237,344 | 152,330 | 64.4 | 213.6 | 137.6 |
| Share..... | 25,477 | 7,035,010 | 4,607,969 | 65.5 | 276.1 | 180.9 | Tenants..... | 11,332 | 1,537,483 | 1,079,499 | 70.2 | 135.7 | 95.3 |
| Share-cash..... | 14,763 | 3,406,235 | 2,748,522 | 79.3 | 234.8 | 158.2 | Share, incl. croppers..... | 8,006 | 1,357,713 | 963,414 | 72.0 | 150.2 | 105.2 |
| Cash..... | 12,253 | 3,449,741 | 1,975,792 | 57.3 | 281.5 | 161.2 | Share tenants proper..... | 8,048 | 1,234,370 | 893,993 | 72.4 | 163.4 | 111.1 |
| Unspecified..... | 811 | 344,325 | 151,864 | 44.1 | 424.0 | 187.3 | Croppers..... | 858 | 103,334 | 69,421 | 67.2 | 120.4 | 80.9 |
| Colored farmers, total. | | | | | | | Share-cash..... | | | | | | |
| Owners..... | 254 | 36,855 | 17,530 | 47.6 | 145.1 | 69.0 | Cash, incl. stand. renters..... | 32 | 2,721 | 1,879 | 69.1 | 85.0 | 58.7 |
| Owning entire farm..... | 213 | 25,475 | 12,644 | 49.6 | 119.6 | 59.4 | Cash tenants proper..... | 2,002 | 157,526 | 88,386 | 56.1 | 78.7 | 44.1 |
| Hiring additional land..... | 41 | 11,380 | 4,886 | 42.9 | 277.6 | 109.2 | Standing renters..... | 1,991 | 155,657 | 87,939 | 56.3 | 78.2 | 44.0 |
| Managers..... | 4 | 1,923 | 393 | 19.9 | 473.3 | 114.9 | Unspecified..... | 11 | 1,869 | 747 | 40.0 | 169.9 | 67.9 |
| Tenants..... | 126 | 27,914 | 14,473 | 51.8 | 221.5 | 114.9 | Unspecified..... | 302 | 39,523 | 25,820 | 65.3 | 100.8 | 65.9 |
| Share..... | 59 | 13,564 | 6,362 | 46.9 | 227.2 | 107.8 | Colored farmers, total. | | | | | | |
| Share-cash..... | 10 | 2,272 | 1,335 | 67.6 | 227.2 | 153.5 | Owners..... | 6,209 | 351,577 | 217,688 | 61.9 | 56.6 | 35.1 |
| Cash..... | 54 | 11,812 | 6,310 | 53.4 | 218.7 | 116.9 | Owning entire farm..... | 3,540 | 119,275 | 73,284 | 61.4 | 33.6 | 20.6 |
| Unspecified..... | 3 | 266 | 266 | 100.0 | 88.7 | 88.7 | Owning entire farm..... | 3,091 | 100,690 | 60,528 | 60.1 | 32.6 | 19.6 |

TABLE 16.—FARMS AND FARM ACREAGE, PERCENTAGE OF FARM LAND IMPROVED, AND AVERAGE ACREAGE PER FARM, BY COLOR AND TENURE (DETAILED CLASSIFICATION), BY DIVISIONS AND STATES: 1920—Con.

| DIVISION OR STATE AND COLOR AND TENURE. | Number of farms. | All land in farms (acres). | Improved land in farms (acres). | Percent of farm land improved. | AVERAGE ACREAGE PER FARM. | | DIVISION OR STATE AND COLOR AND TENURE. | Number of farms. | All land in farms (acres). | Improved land in farms (acres). | Percent of farm land improved. | AVERAGE ACREAGE PER FARM. | |
|---|------------------|----------------------------|---------------------------------|--------------------------------|---------------------------|----------------|---|------------------|----------------------------|---------------------------------|--------------------------------|---------------------------|----------------|
| | | | | | All land. | Improved land. | | | | | | All land. | Improved land. |
| SOUTH ATLANTIC—Con. | | | | | | | SOUTH ATLANTIC—Con. | | | | | | |
| Distict of Columbia. | | | | | | | West Virginia—Con. | | | | | | |
| White farmers, total... | | | | | | | Colored farmers, total... | | | | | | |
| Owners..... | 91 | 1,704 | 1,287 | 75.5 | 18.7 | 14.1 | Owners..... | 403 | 10,052 | 11,211 | 58.8 | 47.8 | 27.8 |
| Owning entire farm..... | 83 | 1,550 | 1,156 | 74.2 | 18.8 | 13.9 | Owning entire farm..... | 366 | 10,701 | 9,776 | 58.5 | 45.6 | 26.7 |
| Hiring additional land..... | 8 | 145 | 131 | 90.3 | 18.1 | 16.4 | Hiring additional land..... | 37 | 2,351 | 1,435 | 61.0 | 63.5 | 33.8 |
| Managers..... | 18 | 1,856 | 1,420 | 77.0 | 103.1 | 79.4 | Managers..... | 8 | 1,520 | 1,229 | 81.5 | 190.0 | 154.9 |
| Tenants..... | 75 | 1,820 | 1,269 | 69.7 | 24.3 | 16.9 | Tenants..... | 93 | 6,972 | 4,056 | 65.3 | 75.0 | 50.1 |
| Share, incl. croppers..... | 5 | 143 | 138 | 93.2 | 20.6 | 27.6 | Share, incl. croppers..... | 46 | 3,760 | 3,182 | 84.6 | 61.7 | 69.2 |
| Share tenants proper..... | 5 | 143 | 138 | 93.2 | 20.6 | 27.6 | Share tenants proper..... | 34 | 3,150 | 2,030 | 64.5 | 92.9 | 77.4 |
| Croppers..... | 1 | 23 | 23 | 100.0 | 23.0 | 23.0 | Croppers..... | 12 | 315 | 552 | 90.5 | 50.8 | 46.0 |
| Share-cash..... | 1 | 23 | 23 | 100.0 | 23.0 | 23.0 | Share-cash..... | 1 | 35 | 18 | 51.4 | 35.0 | 18.0 |
| Cash, incl. stand. renters..... | 65 | 1,609 | 1,085 | 67.4 | 24.8 | 16.7 | Cash, incl. stand. renters..... | 35 | 1,022 | 880 | 45.8 | 54.9 | 25.1 |
| Cash tenants proper..... | 65 | 1,609 | 1,085 | 67.4 | 24.8 | 16.7 | Cash tenants proper..... | 35 | 1,022 | 880 | 45.8 | 54.9 | 25.1 |
| Standing renters..... | 4 | 40 | 23 | 57.5 | 10.0 | 5.8 | Standing renters..... | 11 | 1,255 | 570 | 45.9 | 114.1 | 52.4 |
| Unspecified..... | 4 | 40 | 23 | 57.5 | 10.0 | 5.8 | Unspecified..... | 11 | 1,255 | 570 | 45.9 | 114.1 | 52.4 |
| Colored farmers, total... | | | | | | | North Carolina. | | | | | | |
| White farmers, total... | | | | | | | White farmers, total... | | | | | | |
| Owners..... | 9 | 25 | 24 | 96.0 | 2.8 | 2.7 | Owners..... | 193,473 | 16,584,894 | 6,341,309 | 38.2 | 85.7 | 32.8 |
| Owning entire farm..... | 8 | 20 | 19 | 95.0 | 2.5 | 2.4 | Owning entire farm..... | 120,099 | 12,282,645 | 4,458,019 | 36.3 | 95.1 | 34.5 |
| Hiring additional land..... | 1 | 5 | 5 | 100.0 | 5.0 | 5.0 | Hiring additional land..... | 115,482 | 11,336,211 | 4,037,363 | 35.6 | 98.2 | 35.0 |
| Managers..... | 1 | 95 | 90 | 94.7 | 95.0 | 90.0 | Hiring additional land..... | 13,617 | 946,434 | 420,656 | 44.4 | 69.5 | 30.9 |
| Tenants..... | 10 | 168 | 159 | 94.6 | 16.8 | 15.9 | Managers..... | 832 | 373,582 | 105,916 | 28.4 | 449.0 | 127.3 |
| Share, incl. croppers..... | 1 | 40 | 40 | 100.0 | 40.0 | 40.0 | Tenants..... | 63,542 | 3,028,067 | 1,777,374 | 45.2 | 61.8 | 28.0 |
| Share tenants proper..... | 1 | 40 | 40 | 100.0 | 40.0 | 40.0 | Share, incl. croppers..... | 52,565 | 3,109,229 | 1,458,696 | 46.9 | 59.2 | 27.8 |
| Croppers..... | 1 | 34 | 30 | 88.2 | 34.0 | 30.0 | Share tenants proper..... | 35,990 | 2,391,486 | 1,078,237 | 45.1 | 66.4 | 30.0 |
| Share-cash..... | 1 | 34 | 30 | 88.2 | 34.0 | 30.0 | Croppers..... | 16,575 | 717,743 | 380,450 | 53.0 | 43.3 | 23.0 |
| Cash, incl. stand. renters..... | 6 | 89 | 84 | 94.4 | 14.8 | 14.0 | Share-cash..... | 304 | 17,408 | 9,058 | 52.0 | 37.3 | 29.8 |
| Cash tenants proper..... | 6 | 89 | 84 | 94.4 | 14.8 | 14.0 | Cash, incl. stand. renters..... | 8,798 | 676,548 | 257,922 | 38.1 | 76.9 | 29.3 |
| Standing renters..... | 2 | 5 | 5 | 100.0 | 2.5 | 2.5 | Cash tenants proper..... | 6,212 | 451,211 | 163,964 | 36.3 | 72.6 | 26.4 |
| Unspecified..... | 2 | 5 | 5 | 100.0 | 2.5 | 2.5 | Standing renters..... | 2,586 | 225,337 | 93,958 | 41.7 | 87.1 | 36.3 |
| Virginia. | | | | | | | Colored farmers, total... | | | | | | |
| White farmers, total... | | | | | | | White farmers, total... | | | | | | |
| Owners..... | 105,414 | 12,387,142 | 6,388,686 | 51.6 | 117.5 | 60.6 | Owners..... | 22,277 | 1,158,894 | 508,339 | 43.9 | 52.0 | 22.3 |
| Owning entire farm..... | 95,934 | 11,403,762 | 5,853,918 | 51.3 | 118.9 | 61.0 | Owning entire farm..... | 16,365 | 908,763 | 373,579 | 41.1 | 55.5 | 22.8 |
| Hiring additional land..... | 9,480 | 983,380 | 534,768 | 54.4 | 103.7 | 56.4 | Hiring additional land..... | 5,912 | 250,101 | 134,760 | 53.9 | 42.3 | 22.8 |
| Managers..... | 1,037 | 792,456 | 398,326 | 50.3 | 409.1 | 205.6 | Managers..... | 96 | 12,837 | 6,363 | 49.5 | 134.0 | 66.3 |
| Tenants..... | 31,105 | 3,118,095 | 1,569,019 | 50.3 | 100.2 | 50.4 | Tenants..... | 53,917 | 2,265,711 | 1,342,398 | 59.2 | 42.0 | 24.9 |
| Share, incl. croppers..... | 23,840 | 2,333,875 | 1,234,835 | 52.9 | 97.9 | 51.8 | Share, incl. croppers..... | 46,193 | 1,834,968 | 1,133,310 | 61.8 | 39.7 | 24.5 |
| Share tenants proper..... | 10,140 | 1,732,643 | 895,934 | 51.7 | 107.4 | 55.5 | Share tenants proper..... | 22,820 | 1,078,666 | 620,442 | 57.5 | 47.2 | 27.2 |
| Croppers..... | 7,700 | 601,232 | 338,901 | 56.4 | 78.1 | 44.0 | Croppers..... | 23,364 | 750,402 | 512,868 | 67.8 | 32.4 | 22.0 |
| Share-cash..... | 2,055 | 27,460 | 16,446 | 59.9 | 13.7 | 12.1 | Share-cash..... | 164 | 8,806 | 4,999 | 56.8 | 53.7 | 30.5 |
| Cash, incl. stand. renters..... | 5,369 | 591,280 | 238,477 | 40.3 | 110.1 | 44.4 | Cash, incl. stand. renters..... | 7,118 | 402,018 | 193,952 | 48.2 | 56.5 | 27.2 |
| Cash tenants proper..... | 5,338 | 586,895 | 236,307 | 40.3 | 109.9 | 44.3 | Cash tenants proper..... | 3,213 | 168,196 | 77,762 | 46.2 | 52.3 | 24.2 |
| Standing renters..... | 31 | 4,385 | 2,170 | 49.5 | 141.5 | 70.0 | Standing renters..... | 3,905 | 235,822 | 116,190 | 49.7 | 59.9 | 29.8 |
| Unspecified..... | 1,631 | 165,471 | 79,261 | 47.9 | 101.5 | 48.6 | Unspecified..... | 442 | 19,910 | 10,137 | 50.9 | 45.1 | 22.9 |
| Colored farmers, total... | | | | | | | South Carolina. | | | | | | |
| White farmers, total... | | | | | | | White farmers, total... | | | | | | |
| Owners..... | 30,949 | 1,373,761 | 654,218 | 47.6 | 44.4 | 21.1 | Owners..... | 83,683 | 8,046,672 | 3,280,566 | 40.8 | 96.2 | 39.2 |
| Owning entire farm..... | 25,520 | 1,145,964 | 524,916 | 45.8 | 44.0 | 20.6 | Owning entire farm..... | 44,965 | 5,570,841 | 2,032,048 | 36.5 | 123.9 | 45.2 |
| Hiring additional land..... | 5,429 | 227,797 | 129,302 | 56.8 | 42.0 | 23.8 | Hiring additional land..... | 41,811 | 5,234,573 | 1,891,096 | 36.1 | 125.2 | 45.2 |
| Managers..... | 197 | 31,204 | 17,155 | 54.8 | 158.9 | 87.1 | Hiring additional land..... | 3,154 | 336,268 | 140,952 | 41.9 | 106.6 | 44.7 |
| Tenants..... | 16,640 | 858,304 | 433,088 | 50.5 | 51.6 | 26.0 | Managers..... | 555 | 387,427 | 104,990 | 27.1 | 698.1 | 189.2 |
| Share, incl. croppers..... | 13,021 | 720,587 | 374,095 | 51.9 | 61.8 | 26.9 | Tenants..... | 38,163 | 2,085,404 | 1,143,528 | 54.8 | 54.7 | 30.0 |
| Share tenants proper..... | 7,906 | 462,442 | 225,111 | 48.7 | 58.5 | 28.5 | Share, incl. croppers..... | 25,854 | 1,184,535 | 712,908 | 60.2 | 48.8 | 27.6 |
| Croppers..... | 6,015 | 258,145 | 148,984 | 57.7 | 42.9 | 24.8 | Share tenants proper..... | 14,900 | 778,678 | 452,194 | 58.4 | 51.9 | 30.3 |
| Share-cash..... | 72 | 2,640 | 1,473 | 55.8 | 36.7 | 20.5 | Croppers..... | 10,954 | 410,857 | 200,714 | 63.5 | 37.5 | 23.8 |
| Cash, incl. stand. renters..... | 2,247 | 116,718 | 48,440 | 41.5 | 61.9 | 21.6 | Share-cash..... | 1,667 | 8,700 | 5,706 | 65.6 | 52.1 | 34.2 |
| Cash tenants proper..... | 2,239 | 116,004 | 48,213 | 41.6 | 61.8 | 21.5 | Cash, incl. stand. renters..... | 11,457 | 843,313 | 402,508 | 47.7 | 73.6 | 25.1 |
| Standing renters..... | 8 | 714 | 227 | 31.8 | 80.3 | 23.4 | Cash tenants proper..... | 4,742 | 363,950 | 158,313 | 43.5 | 76.8 | 33.4 |
| Unspecified..... | 400 | 13,419 | 9,080 | 67.3 | 46.0 | 22.7 | Standing renters..... | 6,715 | 479,363 | 244,195 | 50.9 | 71.4 | 36.4 |
| West Virginia. | | | | | | | Colored farmers, total... | | | | | | |
| White farmers, total... | | | | | | | White farmers, total... | | | | | | |
| Owners..... | 71,698 | 7,794,290 | 4,576,437 | 58.7 | 108.7 | 63.8 | Owners..... | 22,759 | 1,140,396 | 590,881 | 51.5 | 50.4 | 26.0 |
| Owning entire farm..... | 65,854 | 7,088,514 | 4,154,285 | 58.6 | 107.6 | 63.1 | Owning entire farm..... | 18,278 | 967,667 | 474,172 | 49.0 | 52.9 | 25.9 |
| Hiring additional land..... | 5,844 | 705,776 | 422,152 | 59.8 | 120.8 | 72.2 | Hiring additional land..... | 4,481 | 179,329 | 116,709 | 65.1 | 40.0 | 20.0 |
| Managers..... | 1,082 | 354,563 | 182,909 | 51.6 | 327.7 | 160.0 | Managers..... | 183 | 37,095 | 11,452 | 30.9 | 202.7 | 62.6 |
| Tenants..... | 14,005 | 1,393,393 | 743,856 | 53.4 | 99.5 | 53.1 | Tenants..... | 86,068 | 3,196,512 | 2,301,260 | 72.0 | 37.1 | 26.7 |
| Share, incl. croppers..... | 6,913 | 709,880 | 434,218 | 61.4 | 102.3 | 62.8 | Share, incl. croppers..... | 56,368 | 1,847,631 | 1,442,630 | 78.1 | 32.8 | 25.6 |
| Share tenants proper..... | 5,297 | 560,100 | 341,148 | 60.9 | 105.7 | 64.4 | Share tenants proper..... | 23,523 | 873,794 | 679,114 | 77.7 | 37.1 | 28.9 |
| Croppers..... | 1,616 | 146,780 | 93,070 | 63.4 | 90.8 | 57.6 | Croppers..... | 32,835 | 973,837 | 763,516 | 78.4 | 20.7 | 23.3 |
| Share-cash..... | 211 | 12,995 | 58.6 | 105.1 | 61.6 | 61.6 | Share-cash..... | 354 | 14,413 | 11,122 | 77.2 | 40.7 | 31.4 |
| Cash, incl. stand. renters..... | 5,592 | 554,716 | 234,406 | 42.3 | 99.2 | 41.9 | Cash, incl. stand. renters..... | 28,615 | 1,303,968 | 828,069 | 63.5 | 45.6 | 28.9 |
| Cash tenants proper..... | 5,581 | 553,626 | 233,892 | 42.2 | 99.2 | 41.9 | Cash tenants proper..... | 11,027 | 326,449 | 232,982 | 71.4 | 20.6 | 21.1 |
| Standing renters..... | 11 | 1,090 | 514 | 47.2 | 99.1 | 46.7 | Standing renters..... | 17,588 | 977,519 | 595,087 | 60.9 | 55.6 | 33.8 |
| Unspecified..... | 1,289 | 109,624 | 62,237 | 56.8 | 85.0 | 48.8 | Unspecified..... | 741 | 30,500 | 19,439 | 63.7 | 41.2 | 26.2 |

TABLE 16.—FARMS AND FARM ACREAGE, PERCENTAGE OF FARM LAND IMPROVED, AND AVERAGE ACREAGE PER FARM, BY COLOR AND TENURE (DETAILED CLASSIFICATION), BY DIVISIONS AND STATES: 1920—Con.

| DIVISION OR STATE AND COLOR AND TENURE. | Number of farms. | All land in farms (acres). | Improved land in farms (acres). | Percent of farm land improved. | AVERAGE ACREAGE PER FARM. | | DIVISION OR STATE AND COLOR AND TENURE. | Number of farms. | All land in farms (acres). | Improved land in farms (acres). | Percent of farm land improved. | AVERAGE ACREAGE PER FARM. | |
|---|------------------|----------------------------|---------------------------------|--------------------------------|---------------------------|----------------|---|------------------|----------------------------|---------------------------------|--------------------------------|---------------------------|----------------|
| | | | | | All land. | Improved land. | | | | | | All land. | Improved land. |
| SOUTH ATLANTIC—Con. | | | | | | | EAST SOUTH CENTRAL—Con. | | | | | | |
| Georgia. | | | | | | | Kentucky—Con. | | | | | | |
| White farmers, total... | 180,545 | 18,369,149 | 8,177,099 | 44.5 | 101.7 | 45.3 | Colored farmers, total... | 12,628 | 426,959 | 334,510 | 78.3 | 33.8 | 26.5 |
| Owners..... | 80,081 | 11,469,031 | 4,414,710 | 38.5 | 133.2 | 51.3 | Owners..... | 5,319 | 240,127 | 171,679 | 71.5 | 45.1 | 32.3 |
| Owning entire farm..... | 80,891 | 10,920,771 | 4,154,663 | 38.0 | 135.0 | 51.4 | Owning entire farm..... | 4,180 | 200,377 | 139,485 | 69.6 | 47.9 | 33.4 |
| Hiring additional land..... | 5,190 | 548,260 | 260,047 | 47.4 | 105.6 | 50.1 | Hiring additional land..... | 1,139 | 39,750 | 32,194 | 81.0 | 34.9 | 28.3 |
| Managers..... | 1,448 | 896,951 | 305,801 | 34.1 | 619.4 | 211.2 | Managers..... | 35 | 4,709 | 3,598 | 76.4 | 134.5 | 102.8 |
| Tenants..... | 93,016 | 6,008,167 | 3,456,588 | 57.6 | 64.5 | 37.2 | Tenants..... | 7,274 | 182,123 | 159,239 | 87.4 | 25.0 | 21.9 |
| Share, incl. croppers..... | 67,160 | 3,807,094 | 2,301,936 | 60.5 | 56.7 | 34.3 | Share, incl. croppers..... | 6,696 | 163,417 | 144,706 | 88.6 | 24.4 | 21.6 |
| Share tenants proper..... | 30,938 | 1,994,246 | 1,092,220 | 54.8 | 64.5 | 35.3 | Share tenants proper..... | 1,859 | 64,919 | 54,465 | 83.9 | 34.9 | 29.3 |
| Croppers..... | 36,222 | 1,812,848 | 1,209,716 | 66.7 | 50.0 | 33.4 | Croppers..... | 4,337 | 98,498 | 90,331 | 91.7 | 20.4 | 18.7 |
| Share-cash..... | 226 | 19,836 | 10,324 | 52.0 | 87.8 | 45.7 | Share-cash..... | 97 | 3,184 | 2,778 | 87.2 | 32.8 | 28.6 |
| Cash, incl. stand. renters..... | 24,156 | 2,032,390 | 1,080,632 | 53.2 | 84.1 | 44.7 | Cash, incl. stand. renters..... | 240 | 9,083 | 6,470 | 71.3 | 37.8 | 27.0 |
| Cash tenants proper..... | 10,718 | 989,022 | 481,812 | 48.7 | 92.3 | 45.0 | Cash tenants proper..... | 236 | 8,885 | 6,335 | 71.3 | 37.0 | 26.8 |
| Standing renters..... | 13,438 | 1,043,368 | 598,820 | 57.4 | 77.6 | 44.6 | Standing renters..... | 4 | 198 | 144 | 72.7 | 40.5 | 36.0 |
| Unspecified..... | 1,474 | 143,847 | 63,696 | 44.3 | 97.6 | 43.2 | Unspecified..... | 241 | 6,439 | 5,186 | 80.5 | 26.7 | 21.5 |
| Colored farmers, total... | 130,187 | 7,071,912 | 4,878,110 | 69.0 | 54.3 | 37.5 | Tennessee. | | | | | | |
| Owners..... | 16,042 | 1,331,828 | 603,643 | 45.3 | 83.0 | 43.2 | White farmers, total... | 214,592 | 17,987,053 | 10,066,270 | 56.0 | 83.8 | 46.9 |
| Owning entire farm..... | 13,054 | 1,124,847 | 568,770 | 50.6 | 82.2 | 41.6 | Owners..... | 138,242 | 13,243,529 | 7,185,542 | 54.3 | 95.8 | 52.0 |
| Hiring additional land..... | 2,358 | 206,981 | 124,873 | 60.3 | 87.8 | 53.0 | Owning entire farm..... | 121,661 | 11,803,840 | 6,376,557 | 53.9 | 97.8 | 52.4 |
| Managers..... | 207 | 29,038 | 13,298 | 45.8 | 140.3 | 64.2 | Hiring additional land..... | 16,581 | 1,349,689 | 808,985 | 59.0 | 81.4 | 48.8 |
| Tenants..... | 113,938 | 5,711,046 | 4,171,169 | 73.0 | 50.1 | 36.6 | Managers..... | 754 | 211,608 | 103,376 | 48.9 | 280.6 | 137.1 |
| Share, incl. croppers..... | 75,372 | 3,243,348 | 2,541,502 | 78.4 | 40.0 | 33.7 | Tenants..... | 75,596 | 4,531,910 | 2,777,352 | 61.3 | 59.9 | 36.7 |
| Share tenants proper..... | 14,977 | 740,350 | 519,787 | 70.2 | 52.5 | 36.9 | Share, incl. croppers..... | 60,804 | 3,305,303 | 2,194,652 | 64.0 | 55.8 | 36.1 |
| Croppers..... | 61,275 | 2,502,998 | 2,021,715 | 80.8 | 40.0 | 33.0 | Share tenants proper..... | 37,459 | 2,408,267 | 1,610,514 | 61.2 | 66.0 | 40.4 |
| Share-cash..... | 129 | 9,062 | 5,086 | 62.0 | 74.9 | 46.4 | Croppers..... | 23,459 | 927,030 | 684,138 | 73.8 | 39.5 | 29.2 |
| Cash, incl. stand. renters..... | 37,664 | 2,411,864 | 1,595,081 | 66.1 | 64.0 | 42.4 | Share-cash..... | 733 | 47,825 | 32,308 | 67.6 | 65.2 | 44.1 |
| Cash tenants proper..... | 7,400 | 470,492 | 320,105 | 68.0 | 63.1 | 42.9 | Cash, incl. stand. renters..... | 10,618 | 844,400 | 432,629 | 51.2 | 80.3 | 41.1 |
| Standing renters..... | 30,264 | 1,941,372 | 1,274,976 | 65.7 | 64.3 | 42.2 | Cash tenants proper..... | 9,961 | 812,702 | 413,337 | 50.9 | 81.6 | 41.5 |
| Unspecified..... | 773 | 46,172 | 28,600 | 61.9 | 59.7 | 37.0 | Standing renters..... | 5,571 | 31,768 | 19,292 | 60.7 | 57.0 | 34.6 |
| Florida. | | | | | | | Colored farmers, total... | 38,182 | 1,523,803 | 1,119,032 | 73.4 | 39.9 | 28.3 |
| White farmers, total... | 41,051 | 5,408,823 | 1,859,647 | 34.4 | 131.8 | 45.3 | Owners..... | 9,840 | 685,280 | 321,445 | 60.1 | 54.4 | 32.7 |
| Owners..... | 32,167 | 3,703,763 | 1,432,802 | 38.7 | 115.1 | 44.5 | Owning entire farm..... | 7,871 | 441,332 | 257,404 | 68.3 | 56.1 | 32.7 |
| Owning entire farm..... | 30,352 | 3,453,649 | 1,304,203 | 37.8 | 113.8 | 43.0 | Hiring additional land..... | 1,969 | 93,948 | 64,041 | 68.2 | 47.7 | 32.5 |
| Hiring additional land..... | 1,815 | 250,114 | 128,689 | 51.8 | 137.8 | 70.9 | Managers..... | 53 | 9,271 | 4,353 | 47.0 | 174.9 | 82.1 |
| Managers..... | 1,728 | 1,191,690 | 130,786 | 11.0 | 639.6 | 75.7 | Tenants..... | 28,289 | 970,252 | 793,234 | 81.0 | 34.6 | 28.0 |
| Tenants..... | 7,156 | 513,370 | 295,969 | 57.7 | 71.7 | 41.4 | Share, incl. croppers..... | 20,371 | 623,408 | 520,977 | 84.0 | 30.6 | 25.0 |
| Share, incl. croppers..... | 4,080 | 279,200 | 173,173 | 62.0 | 68.4 | 42.4 | Share tenants proper..... | 5,752 | 222,792 | 174,587 | 78.4 | 38.7 | 30.4 |
| Share tenants proper..... | 1,841 | 119,993 | 71,589 | 59.7 | 65.2 | 38.0 | Croppers..... | 14,619 | 400,616 | 352,390 | 88.0 | 27.4 | 24.1 |
| Croppers..... | 2,239 | 159,207 | 101,584 | 63.8 | 71.1 | 45.4 | Share-cash..... | 103 | 4,526 | 3,667 | 81.0 | 43.0 | 35.6 |
| Share-cash..... | 26 | 1,452 | 896 | 61.7 | 55.8 | 34.5 | Cash, incl. stand. renters..... | 7,365 | 332,029 | 249,310 | 75.1 | 45.1 | 33.9 |
| Cash, incl. stand. renters..... | 2,631 | 199,547 | 104,248 | 52.2 | 75.8 | 39.6 | Cash tenants proper..... | 4,850 | 219,898 | 162,003 | 73.7 | 45.3 | 33.4 |
| Cash tenants proper..... | 2,694 | 197,159 | 102,677 | 52.1 | 76.0 | 39.6 | Standing renters..... | 2,515 | 112,131 | 87,307 | 77.9 | 44.6 | 34.7 |
| Standing renters..... | 37 | 2,388 | 1,571 | 65.8 | 64.5 | 42.5 | Unspecified..... | 450 | 19,289 | 13,280 | 68.8 | 42.9 | 20.5 |
| Unspecified..... | 419 | 33,171 | 17,652 | 53.2 | 79.2 | 42.1 | Alabama. | | | | | | |
| Colored farmers, total... | 12,954 | 637,868 | 437,624 | 68.6 | 49.2 | 33.8 | White farmers, total... | 160,896 | 15,228,611 | 6,929,437 | 45.5 | 94.6 | 43.1 |
| Owners..... | 6,820 | 356,682 | 204,080 | 57.2 | 56.4 | 32.3 | Owners..... | 89,887 | 10,784,790 | 4,338,484 | 40.2 | 120.0 | 48.3 |
| Owning entire farm..... | 5,405 | 311,460 | 173,671 | 55.8 | 57.6 | 32.1 | Owning entire farm..... | 81,885 | 9,984,375 | 3,962,429 | 39.7 | 121.9 | 48.4 |
| Hiring additional land..... | 915 | 45,222 | 30,409 | 67.2 | 49.4 | 33.2 | Hiring additional land..... | 8,002 | 800,415 | 376,055 | 47.0 | 100.0 | 47.0 |
| Managers..... | 101 | 10,682 | 5,452 | 51.0 | 105.8 | 54.0 | Managers..... | 614 | 422,922 | 167,681 | 39.6 | 688.8 | 273.1 |
| Tenants..... | 6,533 | 270,504 | 228,092 | 84.3 | 41.4 | 34.9 | Tenants..... | 70,395 | 4,020,869 | 2,423,272 | 60.3 | 57.1 | 34.4 |
| Share, incl. croppers..... | 2,879 | 117,825 | 100,379 | 85.2 | 40.9 | 34.9 | Share, incl. croppers..... | 51,209 | 2,654,048 | 1,632,704 | 63.9 | 49.9 | 31.9 |
| Share tenants proper..... | 1,827 | 32,830 | 26,287 | 80.1 | 39.7 | 31.8 | Share tenants proper..... | 30,496 | 1,628,325 | 992,290 | 60.9 | 53.4 | 32.5 |
| Croppers..... | 2,052 | 84,995 | 74,092 | 87.2 | 41.4 | 36.1 | Croppers..... | 20,713 | 925,723 | 640,504 | 69.2 | 44.7 | 30.9 |
| Share-cash..... | 7 | 311 | 211 | 67.8 | 44.4 | 30.1 | Share-cash..... | 219 | 14,406 | 9,307 | 64.2 | 66.2 | 42.5 |
| Cash, incl. stand. renters..... | 3,864 | 139,460 | 118,286 | 84.8 | 41.5 | 35.2 | Cash, incl. stand. renters..... | 17,287 | 1,340,045 | 724,647 | 54.1 | 77.5 | 41.9 |
| Cash tenants proper..... | 2,694 | 108,721 | 91,960 | 84.6 | 41.9 | 35.5 | Cash tenants proper..... | 15,075 | 1,223,376 | 654,079 | 53.5 | 78.0 | 41.7 |
| Standing renters..... | 770 | 30,739 | 26,326 | 85.6 | 39.9 | 34.2 | Standing renters..... | 1,612 | 116,669 | 70,568 | 60.5 | 72.4 | 43.8 |
| Unspecified..... | 283 | 12,908 | 9,216 | 71.4 | 45.6 | 32.6 | Unspecified..... | 1,680 | 112,280 | 56,524 | 50.3 | 66.8 | 33.6 |
| EAST SOUTH CENTRAL. | | | | | | | Colored farmers, total... | 95,203 | 4,348,245 | 2,963,970 | 68.2 | 45.7 | 31.1 |
| Kentucky. | | | | | | | Owners..... | 17,202 | 1,832,701 | 647,885 | 48.6 | 77.5 | 37.7 |
| White farmers, total... | 257,998 | 21,185,813 | 13,641,230 | 64.4 | 82.1 | 52.9 | Owning entire farm..... | 13,063 | 1,131,692 | 524,345 | 46.3 | 82.8 | 35.4 |
| Owners..... | 174,008 | 16,551,558 | 10,522,346 | 63.6 | 95.1 | 60.5 | Hiring additional land..... | 3,539 | 201,109 | 123,510 | 61.4 | 56.8 | 34.9 |
| Owning entire farm..... | 155,026 | 15,152,072 | 9,556,235 | 63.1 | 97.7 | 61.6 | Managers..... | 127 | 32,146 | 16,025 | 51.7 | 253.1 | 130.9 |
| Hiring additional land..... | 18,982 | 1,399,516 | 906,111 | 68.0 | 73.7 | 50.9 | Tenants..... | 77,874 | 2,988,308 | 2,299,460 | 77.1 | 38.3 | 29.5 |
| Managers..... | 934 | 265,130 | 158,977 | 60.0 | 283.9 | 170.2 | Share, incl. croppers..... | 30,407 | 1,318,727 | 1,064,735 | 80.0 | 36.2 | 28.9 |
| Tenants..... | 83,056 | 4,389,065 | 2,959,907 | 67.7 | 52.6 | 35.6 | Share tenants proper..... | 9,283 | 407,878 | 295,101 | 73.1 | 43.9 | 32.1 |
| Share, incl. croppers..... | 66,959 | 3,148,502 | 2,204,039 | 72.9 | 55.9 | 39.6 | Croppers..... | 27,124 | 910,849 | 730,574 | 80.1 | 35.5 | 27.8 |
| Share tenants proper..... | 42,346 | 2,365,780 | 1,675,811 | 72.0 | 62.5 | 34.3 | Share-cash..... | 211 | 10,726 | 8,094 | 75.5 | 50.8 | 38.4 |
| Croppers..... | 24,013 | 782,722 | 618,228 | 79.0 | 62.5 | 46.3 | Cash, incl. stand. renters..... | 40,407 | 1,620,911 | 1,213,829 | 74.9 | 40.1 | 30.0 |
| Share-cash..... | 2,124 | 111,599 | 98,273 | 88.1 | 83.8 | 42.7 | Cash tenants proper..... | 30,819 | 1,149,313 | 809,179 | 75.6 | 37.3 | 28.2 |
| Cash, incl. stand. renters..... | 9,689 | 860,522 | 413,905 | 48.1 | 89.1 | 42.9 | Standing renters..... | 9,588 | 471,568 | 344,653 | 73.1 | 49.2 | 35.9 |
| Cash tenants proper..... | 9,382 | 835,490 | 402,428 | 48.2 | 81.6 | 37.4 | Unspecified..... | 789 | 33,034 | 22,802 | 69.0 | 41.9 | 28.9 |
| Standing renters..... | 307 | 25,042 | 11,477 | 45.8 | 81.6 | 37.4 | | | | | | | |
| Unspecified..... | 4,284 | 248,472 | 153,690 | 61.9 | 58.0 | 35.9 | | | | | | | |

TABLE 16.—FARMS AND FARM ACREAGE, PERCENTAGE OF FARM LAND IMPROVED, AND AVERAGE ACREAGE PER FARM, BY COLOR AND TENURE (DETAILED CLASSIFICATION), BY DIVISIONS AND STATES: 1920—Con.

| DIVISION OR STATE AND COLOR AND TENURE. | Number of farms. | All land in farms (acres). | Improved land in farms (acres). | Percent of farm land improved. | AVERAGE ACREAGE PER FARM. | | DIVISION OR STATE AND COLOR AND TENURE. | Number of farms. | All land in farms (acres). | Improved land in farms (acres). | Percent of farm land improved. | AVERAGE ACREAGE PER FARM. | |
|---|------------------|----------------------------|---------------------------------|--------------------------------|---------------------------|----------------|---|------------------|----------------------------|---------------------------------|--------------------------------|---------------------------|----------------|
| | | | | | All land. | Improved land. | | | | | | All land. | Improved land. |
| EAST SOUTH CENTRAL—CON. | | | | | | | WEST SOUTH CENTRAL—CON. | | | | | | |
| Mississippi. | | | | | | | Louisiana—CON. | | | | | | |
| White farmers, total... | 110,882 | 12,382,314 | 5,201,640 | 42.0 | 111.7 | 46.9 | Colored farmers, total... | 62,059 | 2,182,578 | 1,640,093 | 75.1 | 35.2 | 26.4 |
| Owners..... | 68,131 | 9,508,642 | 3,693,084 | 38.8 | 139.6 | 54.2 | Owners..... | 10,986 | 747,743 | 383,226 | 51.3 | 68.1 | 34.9 |
| Owning entire farm..... | 63,680 | 9,020,266 | 3,400,028 | 38.4 | 141.6 | 54.3 | Owning entire farm..... | 9,473 | 677,378 | 333,026 | 49.2 | 71.5 | 35.2 |
| Hiring additional land..... | 4,451 | 488,376 | 293,056 | 47.7 | 129.7 | 52.4 | Hiring additional land..... | 1,513 | 70,365 | 50,200 | 71.3 | 46.5 | 33.2 |
| Managers..... | 797 | 542,964 | 217,683 | 40.1 | 681.3 | 272.1 | Managers..... | 92 | 14,465 | 7,475 | 51.7 | 157.2 | 81.3 |
| Tenants..... | 41,954 | 2,330,708 | 1,290,873 | 55.4 | 55.6 | 30.8 | Tenants..... | 50,981 | 1,420,370 | 1,249,392 | 88.0 | 27.9 | 24.5 |
| Share, incl. croppers..... | 31,066 | 1,530,756 | 898,943 | 58.7 | 48.3 | 28.4 | Share, incl. croppers..... | 41,582 | 1,118,849 | 1,003,715 | 89.7 | 26.9 | 24.1 |
| Share tenants proper..... | 18,970 | 1,067,253 | 580,137 | 54.4 | 56.3 | 30.6 | Share tenants proper..... | 17,526 | 588,066 | 486,998 | 85.7 | 32.4 | 27.8 |
| Croppers..... | 12,696 | 463,503 | 318,806 | 68.8 | 36.5 | 25.1 | Croppers..... | 24,056 | 550,793 | 516,177 | 93.8 | 22.9 | 21.5 |
| Share-cash..... | 203 | 11,928 | 7,100 | 60.0 | 58.8 | 35.3 | Share-cash..... | 993 | 23,897 | 23,178 | 97.0 | 24.1 | 23.3 |
| Cash, incl. stand. renters..... | 8,668 | 696,233 | 341,412 | 49.0 | 80.3 | 39.4 | Cash, incl. stand. renters..... | 7,957 | 262,368 | 211,235 | 80.6 | 33.0 | 26.5 |
| Cash tenants proper..... | 7,653 | 626,521 | 299,985 | 47.9 | 81.9 | 39.2 | Cash tenants proper..... | 5,547 | 180,870 | 143,930 | 79.5 | 32.0 | 25.9 |
| Standing renters..... | 1,015 | 69,712 | 41,427 | 59.4 | 68.7 | 40.8 | Standing renters..... | 2,410 | 81,498 | 67,305 | 82.6 | 33.8 | 27.9 |
| Unspecified..... | 1,417 | 91,791 | 43,358 | 47.2 | 64.8 | 30.6 | Unspecified..... | 449 | 15,256 | 11,264 | 73.8 | 34.0 | 25.1 |
| Colored farmers, total... | 161,219 | 5,814,665 | 4,124,037 | 70.9 | 38.1 | 25.6 | Oklahoma. | | | | | | |
| Owners..... | 23,179 | 1,825,138 | 849,928 | 46.6 | 78.7 | 36.7 | White farmers, total... | 173,263 | 30,238,531 | 17,121,391 | 56.6 | 174.5 | 98.8 |
| Owning entire farm..... | 20,088 | 1,652,238 | 748,915 | 45.3 | 82.3 | 37.3 | Owners..... | 83,729 | 17,442,221 | 9,332,156 | 53.5 | 208.3 | 111.5 |
| Hiring additional land..... | 3,091 | 172,900 | 101,013 | 58.4 | 55.9 | 32.7 | Owning entire farm..... | 61,784 | 10,705,753 | 5,837,255 | 54.5 | 173.3 | 95.5 |
| Managers..... | 192 | 39,785 | 12,798 | 32.2 | 207.2 | 66.7 | Hiring additional land..... | 21,945 | 6,736,468 | 3,494,901 | 51.9 | 97.0 | 159.3 |
| Tenants..... | 137,848 | 3,949,742 | 3,201,311 | 82.6 | 28.7 | 23.7 | Managers..... | 850 | 901,363 | 186,922 | 20.7 | 1,060.4 | 219.9 |
| Share, incl. croppers..... | 103,993 | 2,641,869 | 2,259,939 | 85.5 | 25.5 | 21.8 | Tenants..... | 88,634 | 11,804,947 | 7,602,313 | 63.9 | 134.1 | 85.7 |
| Share tenants proper..... | 29,430 | 1,000,455 | 771,288 | 77.1 | 34.1 | 26.3 | Share, incl. croppers..... | 69,429 | 8,577,871 | 5,725,664 | 66.8 | 123.5 | 82.5 |
| Croppers..... | 74,103 | 1,641,414 | 1,488,651 | 90.7 | 22.1 | 20.1 | Share tenants proper..... | 62,442 | 7,877,126 | 5,258,815 | 66.8 | 126.2 | 84.2 |
| Share-cash..... | 3,105 | 77,762 | 74,639 | 96.0 | 25.0 | 24.0 | Croppers..... | 6,987 | 700,745 | 466,849 | 66.6 | 100.3 | 66.8 |
| Cash, incl. stand. renters..... | 30,804 | 1,190,136 | 901,722 | 75.8 | 39.3 | 29.8 | Share-cash..... | 3,800 | 810,338 | 561,988 | 69.4 | 213.2 | 147.9 |
| Cash tenants proper..... | 20,651 | 766,566 | 589,230 | 76.9 | 37.1 | 28.5 | Cash, incl. stand. renters..... | 14,675 | 2,406,407 | 1,254,240 | 52.1 | 164.0 | 85.5 |
| Standing renters..... | 9,653 | 423,570 | 312,492 | 73.8 | 43.9 | 32.4 | Cash tenants proper..... | 14,654 | 2,403,227 | 1,252,359 | 52.1 | 164.0 | 85.5 |
| Unspecified..... | 946 | 39,676 | 25,011 | 62.6 | 42.3 | 26.4 | Standing renters..... | 21 | 3,180 | 1,901 | 59.8 | 151.4 | 90.5 |
| WEST SOUTH CENTRAL. | | | | | | | Colored farmers, total... | | | | | | |
| Arkansas. | | | | | | | Oklahoma. | | | | | | |
| White farmers, total... | 160,322 | 14,831,988 | 7,266,816 | 49.0 | 92.5 | 45.3 | White farmers, total... | 173,263 | 30,238,531 | 17,121,391 | 56.6 | 174.5 | 98.8 |
| Owners..... | 97,274 | 10,767,826 | 4,799,531 | 44.6 | 110.7 | 49.3 | Owners..... | 83,729 | 17,442,221 | 9,332,156 | 53.5 | 208.3 | 111.5 |
| Owning entire farm..... | 85,171 | 9,614,120 | 4,207,911 | 43.8 | 112.9 | 49.4 | Owning entire farm..... | 61,784 | 10,705,753 | 5,837,255 | 54.5 | 173.3 | 95.5 |
| Hiring additional land..... | 12,103 | 1,153,706 | 591,620 | 51.3 | 95.3 | 48.9 | Hiring additional land..... | 21,945 | 6,736,468 | 3,494,901 | 51.9 | 97.0 | 159.3 |
| Managers..... | 641 | 338,354 | 137,913 | 40.8 | 527.9 | 215.2 | Managers..... | 850 | 901,363 | 186,922 | 20.7 | 1,060.4 | 219.9 |
| Tenants..... | 62,407 | 3,725,808 | 2,329,372 | 62.5 | 59.7 | 37.3 | Tenants..... | 88,634 | 11,804,947 | 7,602,313 | 63.9 | 134.1 | 85.7 |
| Share, incl. croppers..... | 49,970 | 2,623,890 | 1,814,552 | 64.3 | 56.5 | 36.3 | Share, incl. croppers..... | 69,429 | 8,577,871 | 5,725,664 | 66.8 | 123.5 | 82.5 |
| Share tenants proper..... | 34,993 | 1,253,797 | 1,391,024 | 61.7 | 64.4 | 39.8 | Share tenants proper..... | 62,442 | 7,877,126 | 5,258,815 | 66.8 | 126.2 | 84.2 |
| Croppers..... | 14,977 | 570,093 | 423,528 | 74.3 | 38.1 | 28.3 | Croppers..... | 6,987 | 700,745 | 466,849 | 66.6 | 100.3 | 66.8 |
| Share-cash..... | 1,552 | 88,009 | 69,181 | 78.6 | 56.4 | 44.6 | Share-cash..... | 3,800 | 810,338 | 561,988 | 69.4 | 213.2 | 147.9 |
| Cash, incl. stand. renters..... | 8,913 | 663,258 | 370,971 | 55.9 | 74.4 | 41.6 | Cash, incl. stand. renters..... | 14,675 | 2,406,407 | 1,254,240 | 52.1 | 164.0 | 85.5 |
| Cash tenants proper..... | 8,523 | 641,697 | 356,095 | 55.5 | 75.3 | 41.8 | Cash tenants proper..... | 14,654 | 2,403,227 | 1,252,359 | 52.1 | 164.0 | 85.5 |
| Standing renters..... | 300 | 21,661 | 14,876 | 68.7 | 55.5 | 38.1 | Standing renters..... | 21 | 3,180 | 1,901 | 59.8 | 151.4 | 90.5 |
| Unspecified..... | 1,972 | 150,651 | 74,608 | 49.6 | 74.6 | 37.9 | Unspecified..... | 780 | 100,331 | 60,401 | 60.2 | 128.6 | 77.4 |
| Colored farmers, total... | 72,282 | 2,624,762 | 1,943,740 | 74.1 | 36.3 | 26.9 | Texas. | | | | | | |
| Owners..... | 15,373 | 1,042,571 | 540,666 | 51.9 | 67.8 | 35.2 | White farmers, total... | 357,249 | 109,561,481 | 28,066,949 | 25.6 | 306.7 | 78.6 |
| Owning entire farm..... | 12,806 | 901,045 | 449,473 | 49.9 | 70.0 | 34.9 | Owners..... | 177,671 | 66,438,950 | 14,546,460 | 21.9 | 373.9 | 81.9 |
| Hiring additional land..... | 2,507 | 141,526 | 91,193 | 64.4 | 55.5 | 36.4 | Owning entire farm..... | 152,034 | 46,025,532 | 11,635,559 | 25.3 | 403.7 | 76.5 |
| Managers..... | 95 | 13,211 | 5,703 | 43.2 | 139.1 | 60.0 | Hiring additional land..... | 25,637 | 20,413,418 | 2,910,910 | 14.3 | 302.2 | 113.5 |
| Tenants..... | 56,814 | 1,568,980 | 1,397,371 | 89.1 | 27.6 | 24.6 | Managers..... | 2,380 | 14,249,257 | 619,457 | 4.3 | 5,987.1 | 260.3 |
| Share, incl. croppers..... | 44,914 | 1,161,719 | 1,044,709 | 89.9 | 25.9 | 23.3 | Tenants..... | 177,198 | 28,873,274 | 12,901,032 | 44.7 | 162.9 | 72.8 |
| Share tenants proper..... | 12,226 | 437,026 | 361,962 | 82.8 | 35.7 | 29.6 | Share, incl. croppers..... | 159,363 | 19,293,252 | 11,543,622 | 59.8 | 121.1 | 72.4 |
| Croppers..... | 32,688 | 724,693 | 682,747 | 94.2 | 22.2 | 20.9 | Share tenants proper..... | 118,981 | 15,513,645 | 9,205,367 | 59.3 | 130.4 | 77.4 |
| Share-cash..... | 2,255 | 69,317 | 66,241 | 95.6 | 30.3 | 29.0 | Croppers..... | 40,382 | 3,779,607 | 2,338,255 | 61.9 | 93.6 | 57.9 |
| Cash, incl. stand. renters..... | 9,258 | 325,984 | 276,837 | 84.9 | 35.2 | 29.9 | Share-cash..... | 4,393 | 644,147 | 332,919 | 51.7 | 146.6 | 75.8 |
| Cash tenants proper..... | 8,896 | 312,841 | 265,098 | 84.7 | 35.2 | 29.8 | Cash, incl. stand. renters..... | 10,172 | 7,972,566 | 772,901 | 9.7 | 783.8 | 76.0 |
| Standing renters..... | 362 | 13,143 | 11,769 | 89.5 | 36.3 | 32.5 | Cash tenants proper..... | 10,022 | 7,953,986 | 763,967 | 9.6 | 793.7 | 75.2 |
| Unspecified..... | 357 | 11,960 | 9,584 | 80.1 | 33.5 | 26.8 | Standing renters..... | 150 | 18,580 | 8,934 | 48.1 | 123.9 | 59.6 |
| Louisiana. | | | | | | | Colored farmers, total... | | | | | | |
| White farmers, total... | 73,404 | 7,837,244 | 3,986,133 | 50.9 | 106.8 | 54.3 | White farmers, total... | 357,249 | 109,561,481 | 28,066,949 | 25.6 | 306.7 | 78.6 |
| Owners..... | 46,208 | 5,507,512 | 2,595,779 | 47.1 | 119.0 | 56.1 | Owners..... | 23,539 | 1,805,196 | 1,035,564 | 57.4 | 76.7 | 44.0 |
| Owning entire farm..... | 42,422 | 4,904,477 | 2,263,121 | 45.6 | 117.0 | 53.3 | Owning entire farm..... | 19,393 | 1,529,991 | 842,662 | 55.1 | 78.9 | 43.5 |
| Hiring additional land..... | 3,846 | 543,035 | 332,658 | 61.3 | 141.2 | 80.5 | Hiring additional land..... | 4,146 | 275,205 | 192,902 | 70.1 | 66.4 | 46.5 |
| Managers..... | 736 | 885,656 | 354,550 | 40.0 | 203.3 | 481.7 | Managers..... | 134 | 83,803 | 17,533 | 21.0 | 623.9 | 130.8 |
| Tenants..... | 26,400 | 1,444,076 | 1,035,804 | 71.7 | 54.7 | 39.2 | Tenants..... | 55,111 | 2,570,341 | 2,107,457 | 82.0 | 26.6 | 38.2 |
| Share, incl. croppers..... | 20,226 | 1,008,297 | 730,179 | 72.4 | 49.9 | 33.6 | Share, incl. croppers..... | 51,659 | 2,387,365 | 1,978,930 | 82.9 | 46.2 | 38.3 |
| Share tenants proper..... | 12,973 | 734,985 | 574,293 | 78.1 | 55.7 | 44.3 | Share tenants proper..... | 23,669 | 1,299,444 | 999,202 | 76.0 | 64.9 | 42.2 |
| Croppers..... | 7,253 | 273,312 | 205,889 | 75.3 | 37.7 | 28.4 | Croppers..... | 27,999 | 1,087,021 | 979,728 | 90.1 | 38.9 | 35.0 |
| Share-cash..... | 200 | 14,853 | 10,572 | 71.2 | 74.3 | 52.9 | Share-cash..... | 575 | 35,162 | 26,598 | 75.6 | 61.2 | 46.3 |
| Cash, incl. stand. renters..... | 5,548 | 391,470 | 228,057 | 58.3 | 70.6 | 41.1 | Cash, incl. stand. renters..... | 2,241 | 111,895 | 78,332 | 70.0 | 49.9 | 35.0 |
| Cash tenants proper..... | 5,358 | 380,045 | 220,842 | 58.1 | 70.9 | 41.2 | Cash tenants proper..... | 1,341 | 68,761 | 44,395 | 64.6 | 51.3 | 33.1 |
| Standing renters..... | 190 | 11,425 | 7,215 | 63.2 | 60.1 | 38.0 | Standing renters..... | 900 | 43,134 | 33,937 | 78.7 | 47.9 | 37.7 |
| Unspecified..... | 426 | 29,456 | 16,996 | 57.7 | 69.1 | 39.9 | Unspecified..... | 636 | 35,919 | 23,597 | 65. | | |

TABLE 16.—FARMS AND FARM ACREAGE, PERCENTAGE OF FARM LAND IMPROVED, AND AVERAGE ACREAGE PER FARM, BY COLOR AND TENURE (DETAILED CLASSIFICATION), BY DIVISIONS AND STATES: 1920—Con.

| DIVISION OR STATE AND COLOR AND TENURE. | Number of farms. | Allland in farms (acres). | Improved land in farms (acres). | Per cent of farm land improved. | AVERAGE ACREAGE PER FARM. | | DIVISION OR STATE AND COLOR AND TENURE. | Number of farms. | Allland in farms (acres). | Improved land in farms (acres). | Per cent of farm land improved. | AVERAGE ACREAGE PER FARM. | |
|---|------------------|---------------------------|---------------------------------|---------------------------------|---------------------------|----------------|---|------------------|---------------------------|---------------------------------|---------------------------------|---------------------------|----------------|
| | | | | | Allland. | Improved land. | | | | | | Allland. | Improved land. |
| MOUNTAIN. | | | | | | | MOUNTAIN—Con. | | | | | | |
| Montana. | | | | | | | Colorado—Con. | | | | | | |
| White farmers, total... | | | | | | | Colored farmers, total... | | | | | | |
| Owners..... | 49,280 | 28,346,665 | 8,978,081 | 31.7 | 575.1 | 182.2 | Owners..... | 248 | 40,731 | 15,703 | 33.6 | 188.4 | 63.3 |
| Owning entire farm..... | 37,401 | 16,008,921 | 5,489,319 | 34.3 | 427.0 | 146.4 | Owning entire farm..... | 214 | 37,078 | 12,043 | 32.0 | 176.1 | 56.3 |
| Hiring additional land..... | 11,795 | 12,337,744 | 3,488,765 | 28.3 | 1,046.0 | 295.8 | Hiring additional land..... | 34 | 9,653 | 3,660 | 40.4 | 286.3 | 107.6 |
| Managers..... | 889 | 2,855,278 | 488,648 | 17.1 | 3,211.8 | 540.7 | Managers..... | 6 | 2,390 | 1,095 | 45.8 | 398.3 | 182.5 |
| Tenants..... | 6,439 | 3,217,098 | 1,392,567 | 43.3 | 499.6 | 216.3 | Tenants..... | 299 | 38,257 | 27,198 | 71.1 | 127.0 | 91.0 |
| Share..... | 4,368 | 2,032,307 | 974,076 | 48.0 | 465.3 | 223.1 | Share..... | 124 | 17,612 | 11,569 | 65.7 | 142.0 | 93.3 |
| Share-cash..... | 180 | 135,831 | 70,816 | 52.1 | 848.9 | 442.6 | Share-cash..... | 4 | 550 | 450 | 81.8 | 137.5 | 112.5 |
| Cash..... | 1,722 | 907,492 | 806,694 | 33.8 | 527.0 | 178.0 | Cash..... | 163 | 19,381 | 14,746 | 76.1 | 118.9 | 90.5 |
| Unspecified..... | 189 | 141,378 | 40,482 | 28.6 | 748.0 | 214.2 | Unspecified..... | 8 | 714 | 433 | 60.6 | 89.3 | 54.1 |
| Colored farmers, total... | | | | | | | New Mexico. | | | | | | |
| Owners..... | 985 | 606,285 | 136,675 | 22.5 | 615.5 | 138.8 | White farmers, total... | | | | | | |
| Owning entire farm..... | 940 | 413,004 | 74,890 | 18.1 | 440.3 | 79.7 | Owners..... | 24,113 | 17,794,166 | 1,376,527 | 7.7 | 737.9 | 57.1 |
| Hiring additional land..... | 45 | 192,881 | 61,785 | 32.1 | 4,275.1 | 1,373.2 | Owning entire farm..... | 19,894 | 8,895,673 | 984,996 | 11.1 | 447.2 | 49.5 |
| Managers..... | 10 | 4,595 | 685 | 14.9 | 459.5 | 68.6 | Hiring additional land..... | 4,219 | 8,898,493 | 391,531 | 4.4 | 2,109.1 | 92.8 |
| Tenants..... | 68 | 40,735 | 10,622 | 25.1 | 599.0 | 156.2 | Managers..... | 4 | 3,862,063 | 76,340 | 2.0 | 8,962.8 | 177.1 |
| Share..... | 30 | 5,869 | 4,024 | 68.6 | 195.6 | 134.1 | Tenants..... | 3,425 | 2,688,145 | 244,697 | 9.1 | 784.9 | 71.3 |
| Share-cash..... | 85 | 33,746 | 6,208 | 18.6 | 394.2 | 179.1 | Share..... | 2,250 | 675,749 | 156,146 | 27.1 | 255.9 | 69.4 |
| Cash..... | 2 | 1,120 | 390 | 29.5 | 373.3 | 110.0 | Share-cash..... | 59 | 21,818 | 4,982 | 23.4 | 546.6 | 127.7 |
| Unspecified..... | 2 | 1,120 | 390 | 29.5 | 373.3 | 110.0 | Cash..... | 884 | 1,801,496 | 64,401 | 3.5 | 2,105.8 | 72.9 |
| Idaho. | | | | | | | Colored farmers, total... | | | | | | |
| Owners..... | 41,598 | 8,327,986 | 4,482,946 | 53.8 | 200.2 | 107.8 | Owners..... | 1,875 | 64,359 | 20,260 | 31.5 | 34.3 | 10.8 |
| Owning entire farm..... | 34,284 | 6,762,649 | 3,524,814 | 52.1 | 197.3 | 102.8 | Owning entire farm..... | 1,643 | 59,840 | 16,556 | 27.7 | 36.4 | 10.1 |
| Hiring additional land..... | 28,648 | 5,043,050 | 2,646,714 | 52.5 | 168.4 | 88.4 | Owning entire farm..... | 1,639 | 53,750 | 16,216 | 30.2 | 32.8 | 9.9 |
| Managers..... | 4,326 | 1,719,699 | 878,100 | 51.1 | 396.6 | 202.5 | Hiring additional land..... | 4 | 6,090 | 340 | 5.6 | 1,522.5 | 85.0 |
| Tenants..... | 768 | 385,718 | 181,093 | 47.0 | 508.9 | 238.9 | Managers..... | 2 | 26 | 26 | 100.0 | 13.0 | 13.0 |
| Share..... | 6,556 | 1,179,619 | 777,036 | 65.9 | 179.9 | 118.5 | Tenants..... | 230 | 4,493 | 3,678 | 81.9 | 19.5 | 16.0 |
| Share-cash..... | 4,007 | 760,163 | 529,486 | 69.7 | 189.7 | 132.1 | Share..... | 219 | 3,317 | 3,014 | 90.9 | 15.1 | 13.8 |
| Cash..... | 1,072 | 204,389 | 165,335 | 56.2 | 149.3 | 83.8 | Share-cash..... | 10 | 1,116 | 611 | 54.7 | 111.6 | 61.1 |
| Unspecified..... | 424 | 87,524 | 53,958 | 61.6 | 206.4 | 127.3 | Cash..... | 1 | 60 | 53 | 88.3 | 60.0 | 53.0 |
| Colored farmers, total... | | | | | | | Arizona. | | | | | | |
| Owners..... | 363 | 36,244 | 10,213 | 53.0 | 90.8 | 52.9 | White farmers, total... | | | | | | |
| Owning entire farm..... | 351 | 34,254 | 17,406 | 50.8 | 97.6 | 49.6 | Owners..... | 9,329 | 5,741,704 | 693,184 | 12.1 | 615.5 | 74.3 |
| Hiring additional land..... | 12 | 1,990 | 1,807 | 90.8 | 165.8 | 150.6 | Owning entire farm..... | 7,316 | 3,765,468 | 427,255 | 11.3 | 514.7 | 58.4 |
| Managers..... | 145 | 11,643 | 9,521 | 81.8 | 80.3 | 65.7 | Owning entire farm..... | 0,423 | 1,530,238 | 333,606 | 21.8 | 238.2 | 51.9 |
| Share..... | 16 | 1,745 | 1,218 | 69.8 | 109.1 | 76.1 | Hiring additional land..... | 803 | 2,235,230 | 93,049 | 4.2 | 2,803.1 | 104.9 |
| Share-cash..... | 1 | 200 | 160 | 80.0 | 200.0 | 160.0 | Managers..... | 300 | 1,989,819 | 118,845 | 5.9 | 6,632.7 | 396.2 |
| Cash..... | 117 | 8,742 | 7,294 | 83.4 | 74.7 | 62.3 | Tenants..... | 1,713 | 586,417 | 147,084 | 25.1 | 342.3 | 85.9 |
| Unspecified..... | 11 | 956 | 840 | 88.8 | 86.0 | 77.2 | Share..... | 871 | 104,201 | 65,261 | 62.6 | 119.6 | 74.9 |
| Wyoming. | | | | | | | Colored farmers, total... | | | | | | |
| Owners..... | 15,579 | 11,786,483 | 2,093,662 | 17.8 | 756.6 | 134.4 | Owners..... | 646 | 60,422 | 19,619 | 32.5 | 93.5 | 30.4 |
| Owning entire farm..... | 13,280 | 9,341,381 | 1,657,632 | 17.7 | 703.4 | 124.8 | Owning entire farm..... | 553 | 54,183 | 14,755 | 27.2 | 98.0 | 26.7 |
| Hiring additional land..... | 10,663 | 5,247,478 | 1,034,546 | 19.7 | 496.8 | 97.9 | Owning entire farm..... | 547 | 51,945 | 14,367 | 27.7 | 95.0 | 26.3 |
| Managers..... | 2,717 | 4,093,903 | 623,063 | 15.2 | 1,506.8 | 229.3 | Hiring additional land..... | 6 | 2,238 | 388 | 17.3 | 373.0 | 64.7 |
| Tenants..... | 377 | 1,465,993 | 148,024 | 10.1 | 3,888.0 | 392.6 | Managers..... | 5 | 1,130 | 370 | 32.7 | 220.0 | 74.0 |
| Share..... | 1,922 | 979,109 | 288,066 | 29.4 | 509.4 | 149.8 | Tenants..... | 88 | 5,109 | 4,494 | 88.0 | 58.1 | 51.1 |
| Share-cash..... | 1,114 | 479,296 | 182,626 | 38.1 | 430.2 | 163.9 | Share..... | 16 | 1,610 | 1,364 | 84.7 | 100.6 | 85.3 |
| Cash..... | 43 | 25,973 | 6,699 | 25.8 | 604.0 | 155.8 | Share-cash..... | 70 | 3,439 | 3,070 | 89.3 | 49.1 | 43.9 |
| Unspecified..... | 171 | 127,007 | 19,803 | 15.6 | 742.7 | 115.8 | Cash..... | 2 | 60 | 60 | 100.0 | 30.0 | 30.0 |
| Colored farmers, total... | | | | | | | Utah. | | | | | | |
| Owners..... | 123 | 18,136 | 5,516 | 30.4 | 147.4 | 44.8 | White farmers, total... | | | | | | |
| Owning entire farm..... | 118 | 15,913 | 4,943 | 31.1 | 134.9 | 41.9 | Owners..... | 25,248 | 4,999,240 | 1,696,794 | 33.9 | 198.0 | 67.2 |
| Hiring additional land..... | 5 | 2,223 | 578 | 25.8 | 444.6 | 114.0 | Owning entire farm..... | 22,340 | 4,046,688 | 1,447,206 | 35.8 | 181.1 | 64.8 |
| Managers..... | 46 | 4,732 | 2,827 | 59.7 | 102.9 | 61.5 | Owning entire farm..... | 18,008 | 3,162,978 | 1,151,724 | 36.4 | 167.3 | 60.9 |
| Share..... | 11 | 1,120 | 796 | 71.0 | 101.8 | 72.3 | Hiring additional land..... | 3,432 | 885,710 | 295,482 | 33.4 | 257.5 | 86.1 |
| Share-cash..... | 10 | 1,151 | 699 | 60.7 | 115.1 | 59.9 | Managers..... | 293 | 590,341 | 78,994 | 13.4 | 2,014.8 | 269.6 |
| Cash..... | 25 | 2,461 | 1,433 | 58.2 | 98.4 | 67.3 | Tenants..... | 2,615 | 362,211 | 170,594 | 47.1 | 138.5 | 65.2 |
| Colorado. | | | | | | | Colored farmers, total... | | | | | | |
| Owners..... | 59,381 | 24,374,636 | 7,700,761 | 31.6 | 410.5 | 129.7 | Owners..... | 414 | 51,170 | 18,586 | 36.3 | 123.6 | 44.9 |
| Owning entire farm..... | 45,043 | 18,574,947 | 5,566,744 | 30.0 | 412.4 | 123.6 | Owning entire farm..... | 239 | 15,820 | 9,800 | 62.5 | 66.2 | 41.4 |
| Hiring additional land..... | 35,339 | 10,595,431 | 3,500,202 | 33.0 | 299.8 | 99.0 | Owning entire farm..... | 226 | 14,993 | 9,073 | 60.5 | 66.3 | 40.1 |
| Managers..... | 9,704 | 7,979,516 | 2,086,542 | 25.9 | 822.3 | 213.0 | Hiring additional land..... | 13 | 827 | 817 | 98.8 | 63.6 | 62.8 |
| Tenants..... | 874 | 1,593,463 | 296,707 | 18.6 | 1,823.2 | 339.5 | Managers..... | 3 | 25,393 | 350 | 1.4 | 8,464.3 | 116.7 |
| Share..... | 13,464 | 4,206,226 | 1,837,310 | 43.7 | 312.4 | 136.5 | Tenants..... | 172 | 9,957 | 8,346 | 83.8 | 57.9 | 48.5 |
| Share-cash..... | 9,451 | 2,683,646 | 1,400,097 | 52.2 | 284.0 | 148.1 | Share..... | 23 | 1,497 | 1,326 | 88.6 | 65.1 | 57.7 |
| Cash..... | 300 | 99,450 | 44,504 | 44.9 | 331.5 | 148.3 | Share-cash..... | 3 | 200 | 197 | 98.5 | 66.7 | 65.7 |
| Unspecified..... | 501 | 183,162 | 83,897 | 45.8 | 365.6 | 167.6 | Cash..... | 144 | 8,153 | 6,716 | 82.4 | 56.6 | 46.6 |
| Colored farmers, total... | | | | | | | Unspecified..... | | | | | | |
| Owners..... | 226 | 14,993 | 9,073 | 60.5 | 66.3 | 40.1 | Owners..... | 2 | 107 | 107 | 100.0 | 53.5 | 53.5 |
| Owning entire farm..... | 13 | 827 | 817 | 98.8 | 63.6 | 62.8 | Owning entire farm..... | 2 | 107 | 107 | 100.0 | 53.5 | 53.5 |
| Hiring additional land..... | 3 | 25,393 | 350 | 1.4 | 8,464.3 | 116.7 | Hiring additional land..... | 2 | 107 | 107 | 100.0 | 53.5 | 53.5 |
| Managers..... | 172 | 9,957 | 8,346 | 83.8 | 57.9 | 48.5 | Managers..... | 3 | 25,393 | 350 | 1.4 | 8,464.3 | 116.7 |
| Share..... | 23 | 1,497 | 1,326 | 88.6 | 65.1 | 57.7 | Share..... | 23 | 1,497 | 1,326 | 88.6 | 65.1 | 57.7 |
| Share-cash..... | 3 | 200 | 197 | 98.5 | 66.7 | 65.7 | Share-cash..... | 3 | 200 | 197 | 98.5 | 66.7 | 65.7 |
| Cash..... | 144 | 8,153 | 6,716 | 82.4 | 56.6 | 46.6 | Cash..... | 144 | 8,153 | 6,716 | 82.4 | 56.6 | 46.6 |
| Unspecified..... | 2 | 107 | 107 | 100.0 | 53.5 | 53.5 | Unspecified..... | 2 | 107 | 107 | 100.0 | 53.5 | 53.5 |

TABLE 16.—FARMS AND FARM ACREAGE, PERCENTAGE OF FARM LAND IMPROVED, AND AVERAGE ACREAGE PER FARM, BY COLOR AND TENURE (DETAILED CLASSIFICATION), BY DIVISIONS AND STATES: 1920—Con.

| DIVISION OR STATE AND COLOR AND TENURE. | Number of farms. | All land in farms (acres). | Improved land in farms (acres). | Per cent of farm land improved. | AVERAGE ACREAGE PER FARM. | | DIVISION OR STATE AND COLOR AND TENURE. | Number of farms. | All land in farms (acres). | Improved land in farms (acres). | Per cent of farm land improved. | AVERAGE ACREAGE PER FARM. | | |
|---|------------------|----------------------------|---------------------------------|---------------------------------|--------------------------------|----------------|---|------------------|----------------------------|---------------------------------|---------------------------------|---------------------------|----------------|--|
| | | | | | All land. | Improved land. | | | | | | All land. | Improved land. | |
| MOUNTAIN—Con. | | | | | PACIFIC—Con. | | | | | | | | | |
| Nevada. | | | | | Oregon. | | | | | | | | | |
| White farmers, total... | 2,944 | 2,345,393 | 587,089 | 25.0 | 796.7 | 199.4 | White farmers, total... | 49,633 | 13,442,465 | 4,884,562 | 36.3 | 270.8 | 98.4 | |
| Owners..... | 2,401 | 1,408,436 | 388,028 | 27.6 | 565.4 | 156.1 | Owners..... | 30,505 | 9,927,908 | 3,308,747 | 33.3 | 251.3 | 83.8 | |
| Owning entire farm..... | 2,288 | 1,010,363 | 315,320 | 31.2 | 441.6 | 137.8 | Owning entire farm..... | 32,980 | 6,730,960 | 2,191,607 | 32.6 | 204.0 | 66.4 | |
| Hiring additional land..... | 203 | 398,073 | 73,608 | 18.5 | 1,061.0 | 362.6 | Hiring additional land..... | 6,510 | 3,196,943 | 1,117,140 | 34.9 | 490.6 | 171.4 | |
| Managers..... | 167 | 796,397 | 145,215 | 18.2 | 4,788.8 | 869.6 | Managers..... | 908 | 836,557 | 290,973 | 35.9 | 921.3 | 330.4 | |
| Tenants..... | 286 | 140,560 | 52,940 | 37.7 | 491.5 | 185.1 | Tenants..... | 9,220 | 2,678,005 | 1,275,842 | 47.6 | 290.5 | 138.4 | |
| Share..... | 117 | 62,146 | 24,890 | 39.1 | 531.2 | 207.6 | Share..... | 4,054 | 1,391,218 | 631,966 | 59.8 | 343.2 | 205.2 | |
| Share-cash..... | 2 | 639 | 280 | 61.0 | 319.5 | 195.0 | Share-cash..... | 276 | 73,792 | 43,289 | 58.7 | 267.4 | 156.8 | |
| Cash..... | 164 | 77,415 | 28,097 | 36.3 | 472.0 | 171.3 | Cash..... | 4,307 | 899,785 | 290,492 | 32.3 | 208.9 | 67.4 | |
| Unspecified..... | 3 | 360 | 173 | 48.1 | 120.0 | 57.7 | Unspecified..... | 583 | 313,210 | 110,105 | 35.2 | 537.2 | 188.0 | |
| Colored farmers, total. | 219 | 11,770 | 7,652 | 65.0 | 53.7 | 34.9 | Colored farmers, total. | 573 | 99,853 | 29,289 | 29.3 | 174.3 | 51.1 | |
| Owners..... | 208 | 11,095 | 7,324 | 66.0 | 53.3 | 35.2 | Owners..... | 358 | 89,359 | 22,403 | 25.1 | 249.6 | 62.6 | |
| Owning entire farm..... | 205 | 10,645 | 7,102 | 67.6 | 51.9 | 35.1 | Owning entire farm..... | 311 | 83,466 | 19,815 | 23.7 | 268.4 | 63.7 | |
| Hiring additional land..... | 3 | 450 | 132 | 29.3 | 150.0 | 44.0 | Hiring additional land..... | 47 | 5,893 | 2,588 | 43.9 | 125.4 | 55.1 | |
| Managers..... | 1 | 80 | 20 | 25.0 | 80.0 | 20.0 | Managers..... | 8 | 1,367 | 714 | 52.2 | 170.9 | 89.3 | |
| Tenants..... | 10 | 595 | 308 | 51.8 | 59.5 | 30.8 | Tenants..... | 207 | 9,127 | 6,172 | 67.6 | 44.1 | 29.8 | |
| Share..... | 5 | 117 | 83 | 70.9 | 23.4 | 16.6 | Share..... | 122 | 5,085 | 3,911 | 76.9 | 41.7 | 32.1 | |
| Share-cash..... | 1 | 40 | 40 | 100.0 | 40.0 | 40.0 | Share-cash..... | 2 | 70 | 62 | 88.6 | 35.0 | 31.0 | |
| Cash..... | 4 | 438 | 185 | 42.2 | 109.5 | 46.3 | Cash..... | 75 | 3,760 | 2,084 | 55.4 | 50.1 | 27.8 | |
| Unspecified..... | | | | | | | Unspecified..... | 8 | 211 | 115 | 54.5 | 26.4 | 14.4 | |
| PACIFIC. | | | | | California. | | | | | | | | | |
| Washington. | | | | | White farmers, total... | | | | | | | | | |
| White farmers, total... | 65,022 | 13,143,321 | 7,085,158 | 53.9 | 202.1 | 109.0 | White farmers, total... | 111,184 | 28,844,686 | 11,477,495 | 39.8 | 259.4 | 103.2 | |
| Owners..... | 52,184 | 9,190,187 | 4,508,044 | 49.1 | 176.1 | 86.4 | Owners..... | 86,337 | 17,069,511 | 6,709,589 | 39.7 | 197.7 | 78.4 | |
| Owning entire farm..... | 44,355 | 5,167,743 | 2,267,058 | 43.9 | 116.5 | 51.1 | Owning entire farm..... | 74,801 | 10,193,857 | 4,305,172 | 42.2 | 136.3 | 57.6 | |
| Hiring additional land..... | 7,829 | 4,022,444 | 2,241,856 | 55.7 | 513.8 | 289.4 | Hiring additional land..... | 11,536 | 6,875,654 | 2,404,417 | 35.8 | 596.0 | 213.6 | |
| Managers..... | 1,159 | 539,938 | 255,685 | 47.4 | 465.9 | 220.6 | Managers..... | 4,800 | 5,460,250 | 1,667,667 | 28.7 | 1,137.6 | 323.6 | |
| Tenants..... | 11,679 | 3,413,196 | 2,320,529 | 68.0 | 292.3 | 193.7 | Tenants..... | 20,047 | 6,314,925 | 3,140,239 | 49.7 | 315.0 | 156.6 | |
| Share..... | 5,816 | 2,513,801 | 1,909,570 | 76.0 | 432.2 | 323.3 | Share..... | 8,317 | 2,450,696 | 1,767,520 | 71.7 | 294.7 | 211.3 | |
| Share-cash..... | 268 | 116,952 | 62,228 | 53.2 | 436.4 | 232.2 | Share-cash..... | 670 | 256,254 | 187,992 | 73.4 | 382.5 | 280.6 | |
| Cash..... | 5,144 | 698,773 | 299,985 | 42.9 | 135.8 | 58.3 | Cash..... | 10,594 | 3,461,769 | 1,139,763 | 32.9 | 326.8 | 107.6 | |
| Unspecified..... | 451 | 83,670 | 48,746 | 58.3 | 185.5 | 108.1 | Unspecified..... | 466 | 146,206 | 54,964 | 37.6 | 313.7 | 117.9 | |
| Colored farmers, total. | 1,266 | 101,899 | 44,185 | 43.6 | 80.1 | 34.9 | Colored farmers, total. | 6,436 | 520,981 | 400,844 | 76.9 | 80.3 | 61.8 | |
| Owners..... | 517 | 69,613 | 20,636 | 29.6 | 134.6 | 39.9 | Owners..... | 1,243 | 126,704 | 49,623 | 39.2 | 101.9 | 39.9 | |
| Owning entire farm..... | 477 | 64,141 | 18,217 | 28.4 | 134.5 | 38.2 | Owning entire farm..... | 1,081 | 109,984 | 39,515 | 35.9 | 101.7 | 36.6 | |
| Hiring additional land..... | 40 | 5,472 | 2,419 | 44.2 | 136.8 | 60.5 | Hiring additional land..... | 162 | 16,720 | 10,108 | 60.5 | 103.2 | 62.4 | |
| Managers..... | 9 | 1,198 | 706 | 58.9 | 133.1 | 78.4 | Managers..... | 149 | 25,197 | 19,851 | 78.8 | 169.1 | 133.2 | |
| Tenants..... | 740 | 30,588 | 22,843 | 74.7 | 41.3 | 30.9 | Tenants..... | 5,094 | 369,080 | 331,370 | 89.8 | 72.5 | 65.1 | |
| Share..... | 35 | 3,385 | 1,389 | 41.0 | 96.7 | 39.7 | Share..... | 1,320 | 147,653 | 137,493 | 93.1 | 111.4 | 103.7 | |
| Share-cash..... | 1 | 480 | 260 | 54.2 | 480.0 | 260.0 | Share-cash..... | 72 | 19,206 | 14,116 | 73.5 | 266.8 | 196.0 | |
| Cash..... | 686 | 25,348 | 20,502 | 80.9 | 37.0 | 29.9 | Cash..... | 3,636 | 197,266 | 176,464 | 89.4 | 54.3 | 48.5 | |
| Unspecified..... | 18 | 1,375 | 692 | 60.3 | 76.4 | 38.4 | Unspecified..... | 60 | 4,955 | 3,308 | 66.8 | 82.6 | 55.1 | |

TABLE 17.—VALUE OF ALL FARM PROPERTY AND OF THE SEVERAL CLASSES, BY COLOR AND TENURE, BY DIVISIONS: 1920 AND 1910.

[Figures for states (showing owners, managers, and tenants only) in Table 18. Value of land and buildings together in Table 19.]

| DIVISION AND COLOR AND TENURE. | ALL FARM PROPERTY. | | LAND. | | BUILDINGS. | | IMPLEMENTS AND MACHINERY. | | LIVE STOCK. | |
|--------------------------------|--------------------|------------------|------------------|------------------|------------------|-----------------|---------------------------|-----------------|-----------------|-----------------|
| | 1920 | 1910 | 1920 | 1910 | 1920 | 1910 | 1920 | 1910 | 1920 | 1910 |
| UNITED STATES. | | | | | | | | | | |
| White farmers, total..... | \$74,955,403,721 | \$39,712,214,845 | \$52,707,641,140 | \$27,615,515,334 | \$11,078,417,715 | \$6,148,876,853 | \$3,491,321,159 | \$1,227,407,744 | \$7,678,023,707 | \$4,720,414,914 |
| Owners..... | 46,810,947,020 | 26,228,711,934 | 31,471,590,402 | 17,528,730,187 | 7,743,872,421 | 4,491,458,637 | 2,411,134,220 | 884,819,727 | 5,184,350,877 | 3,323,703,383 |
| Owning entire farm..... | 36,176,166,655 | 20,374,872,024 | 23,638,939,408 | 13,220,114,065 | 6,537,282,057 | 3,811,930,440 | 1,927,214,082 | 718,866,006 | 4,072,670,508 | 2,623,061,693 |
| Hiring additional land..... | 10,634,781,265 | 8,853,839,910 | 7,832,500,994 | 4,308,616,492 | 1,206,590,364 | 679,528,197 | 483,919,538 | 165,953,631 | 1,111,680,339 | 699,741,690 |
| Managers..... | 3,091,165,814 | 1,681,895,413 | 2,178,344,770 | 1,205,053,349 | 450,939,900 | 234,989,732 | 102,231,072 | 42,478,043 | 359,650,066 | 198,779,294 |
| Tenants..... | 25,053,289,937 | 11,801,607,493 | 19,057,705,962 | 8,881,131,798 | 2,883,605,394 | 1,422,428,484 | 977,955,867 | 309,114,974 | 2,134,022,704 | 1,197,932,237 |
| Share and share-cash..... | 17,671,922,442 | 7,538,264,668 | 13,563,602,825 | 5,713,371,914 | 1,989,892,928 | 882,632,459 | 686,360,289 | 191,476,447 | 1,431,976,400 | 750,783,548 |
| Cash and unspecified..... | 7,381,367,545 | 4,263,342,825 | 5,494,013,137 | 3,167,759,884 | 893,712,466 | 539,796,025 | 291,595,578 | 108,638,527 | 702,046,364 | 447,148,889 |
| Colored farmers, total..... | 2,968,698,617 | 1,279,234,245 | 2,121,921,919 | 860,158,835 | 408,021,828 | 176,574,675 | 103,451,789 | 37,742,039 | 335,301,101 | 204,758,698 |
| Owners..... | 800,598,024 | 440,922,439 | 518,191,232 | 277,391,441 | 135,568,852 | 60,354,013 | 30,058,501 | 15,852,814 | 115,179,379 | 78,824,171 |
| Owning entire farm..... | 661,227,524 | 355,994,187 | 419,745,895 | 221,719,994 | 114,093,404 | 56,873,887 | 30,964,138 | 12,985,658 | 95,824,087 | 64,414,648 |
| Hiring additional land..... | 139,370,500 | 84,928,252 | 98,445,337 | 55,671,447 | 20,875,448 | 12,480,126 | 5,094,423 | 2,867,156 | 19,355,292 | 13,909,523 |
| Managers..... | 41,107,191 | 18,729,518 | 29,306,244 | 13,205,916 | 6,625,545 | 3,109,905 | 1,542,630 | 435,457 | 3,632,772 | 1,978,150 |
| Tenants..... | 2,120,991,402 | 819,582,288 | 1,579,424,443 | 569,561,478 | 265,827,431 | 104,110,667 | 65,250,578 | 21,453,703 | 216,488,959 | 124,456,375 |
| Share and share-cash..... | 1,515,924,142 | 442,938,549 | 1,143,437,332 | 316,634,227 | 193,392,038 | 57,310,050 | 41,030,466 | 9,412,854 | 138,064,360 | 59,581,418 |
| Cash and unspecified..... | 611,067,260 | 376,643,739 | 435,987,111 | 252,927,251 | 72,435,393 | 46,800,617 | 24,220,112 | 12,040,914 | 78,424,644 | 64,874,957 |
| GEOG. DIVISIONS. | | | | | | | | | | |
| NEW ENGLAND. | | | | | | | | | | |
| White farmers, total..... | 1,171,606,271 | 866,221,490 | 487,501,110 | 381,669,966 | 428,812,184 | 336,009,094 | 92,318,985 | 50,751,863 | 162,974,012 | 97,790,567 |
| Owners..... | 948,743,034 | 706,438,885 | 383,806,933 | 301,890,603 | 348,414,852 | 277,524,482 | 79,655,997 | 43,919,419 | 126,775,782 | 83,104,381 |
| Owning entire farm..... | 661,227,524 | 355,994,187 | 356,125,994 | 282,744,268 | 325,911,630 | 204,231,620 | 74,176,494 | 41,714,019 | 127,002,697 | 78,445,060 |
| Hiring additional land..... | 65,526,219 | 39,303,918 | 27,770,939 | 19,146,335 | 22,502,722 | 13,292,862 | 5,479,503 | 2,205,400 | 9,773,055 | 4,659,321 |
| Managers..... | 133,236,621 | 91,434,284 | 63,931,157 | 46,906,729 | 50,954,319 | 34,588,097 | 6,749,341 | 3,568,179 | 11,601,804 | 6,371,279 |
| Tenants..... | 80,626,616 | 68,348,321 | 39,673,020 | 32,872,634 | 29,443,493 | 23,896,515 | 5,913,647 | 3,204,265 | 14,596,456 | 8,314,907 |
| Share and share-cash..... | 31,200,432 | 17,826,755 | 13,154,337 | 8,195,125 | 10,222,060 | 6,075,791 | 2,168,838 | 925,069 | 5,657,597 | 2,629,169 |
| Cash and unspecified..... | 58,426,184 | 50,521,566 | 26,518,683 | 24,677,508 | 19,220,833 | 17,820,724 | 3,747,809 | 2,338,596 | 8,938,859 | 5,685,738 |
| Colored farmers, total..... | 1,413,323 | 1,018,967 | 624,140 | 464,458 | 531,170 | 401,290 | 68,540 | 46,963 | 189,473 | 106,256 |
| Owners..... | 844,951 | 648,973 | 341,390 | 287,618 | 333,270 | 248,640 | 50,215 | 34,721 | 120,076 | 77,994 |
| Owning entire farm..... | 761,662 | 604,337 | 309,090 | 259,948 | 290,070 | 238,015 | 44,315 | 32,491 | 109,187 | 78,883 |
| Hiring additional land..... | 83,289 | 44,636 | 32,300 | 27,670 | 34,200 | 10,625 | 5,900 | 2,230 | 10,889 | 4,111 |
| Managers..... | 285,393 | 183,557 | 120,000 | 78,900 | 110,900 | 89,500 | 8,500 | 4,225 | 39,993 | 10,982 |
| Tenants..... | 282,979 | 186,437 | 102,750 | 97,940 | 81,000 | 68,150 | 9,825 | 8,017 | 20,404 | 17,330 |
| Share and share-cash..... | 130,802 | 45,597 | 86,500 | 31,500 | 31,000 | 9,300 | 3,800 | 1,175 | 9,562 | 3,622 |
| Cash and unspecified..... | 152,117 | 140,840 | 76,250 | 66,440 | 50,000 | 53,850 | 6,025 | 6,842 | 19,842 | 13,708 |
| MIDDLE ATLANTIC. | | | | | | | | | | |
| White farmers, total..... | 3,939,421,666 | 2,951,859,412 | 1,656,863,858 | 1,457,962,424 | 1,337,163,711 | 978,339,042 | 358,461,081 | 167,150,284 | 586,932,016 | 348,407,662 |
| Owners..... | 2,659,326,425 | 1,953,245,680 | 1,039,983,670 | 904,928,832 | 944,610,870 | 686,272,052 | 262,220,457 | 119,928,613 | 412,511,422 | 242,115,283 |
| Owning entire farm..... | 2,416,826,026 | 1,756,357,125 | 934,086,109 | 800,651,706 | 868,516,482 | 628,461,861 | 239,029,720 | 108,904,177 | 375,193,715 | 218,339,381 |
| Hiring additional land..... | 242,500,399 | 196,888,555 | 105,897,561 | 104,277,126 | 76,094,394 | 57,811,091 | 23,190,737 | 11,024,436 | 37,317,707 | 23,775,902 |
| Managers..... | 299,949,230 | 198,277,519 | 148,783,955 | 110,852,178 | 105,864,860 | 66,426,915 | 16,375,418 | 7,351,022 | 28,925,003 | 13,647,364 |
| Tenants..... | 980,146,005 | 800,336,213 | 468,096,232 | 442,181,414 | 286,687,975 | 225,639,175 | 79,865,206 | 39,870,609 | 148,496,591 | 92,645,015 |
| Share and share-cash..... | 601,576,053 | 441,215,028 | 260,254,803 | 221,117,908 | 188,918,050 | 136,069,902 | 53,688,701 | 24,796,651 | 98,713,500 | 59,230,587 |
| Cash and unspecified..... | 378,569,952 | 359,121,185 | 207,841,431 | 221,063,506 | 97,769,925 | 89,569,273 | 26,175,505 | 15,073,958 | 46,783,091 | 33,414,448 |
| Colored farmers, total..... | 10,262,517 | 7,729,610 | 4,812,249 | 4,353,581 | 3,297,936 | 2,289,056 | 691,255 | 330,100 | 1,461,077 | 751,873 |
| Owners..... | 4,265,149 | 3,600,672 | 1,720,379 | 1,888,254 | 1,460,861 | 1,135,071 | 348,704 | 191,967 | 735,145 | 445,380 |
| Owning entire farm..... | 3,814,543 | 3,040,167 | 1,546,659 | 1,503,016 | 1,208,096 | 902,755 | 316,181 | 166,137 | 653,007 | 378,259 |
| Hiring additional land..... | 450,606 | 620,505 | 173,720 | 385,238 | 162,165 | 142,316 | 32,583 | 25,830 | 82,138 | 67,121 |
| Managers..... | 2,121,176 | 1,100,488 | 964,115 | 632,682 | 838,850 | 371,975 | 125,160 | 30,275 | 193,051 | 59,556 |
| Tenants..... | 3,876,192 | 2,968,450 | 2,127,755 | 1,837,646 | 998,225 | 782,010 | 217,331 | 101,858 | 532,881 | 245,937 |
| Share and share-cash..... | 2,133,204 | 1,225,389 | 1,045,485 | 660,550 | 573,575 | 368,300 | 149,166 | 54,232 | 364,678 | 142,307 |
| Cash and unspecified..... | 1,742,988 | 1,743,061 | 1,082,270 | 1,177,095 | 424,350 | 413,710 | 68,165 | 47,626 | 168,203 | 104,630 |
| EAST NORTH CENTRAL. | | | | | | | | | | |
| White farmers, total..... | 17,216,408,359 | 10,096,755,805 | 12,026,451,412 | 7,215,452,063 | 2,836,596,558 | 1,639,061,128 | 784,896,834 | 268,280,588 | 1,518,464,555 | 973,962,026 |
| Owners..... | 10,043,050,901 | 6,301,649,359 | 6,567,616,302 | 4,273,324,807 | 1,967,886,307 | 1,175,096,950 | 520,972,145 | 188,663,705 | 986,576,147 | 664,563,777 |
| Owning entire farm..... | 7,988,781,128 | 4,897,369,209 | 5,074,313,939 | 3,232,420,758 | 1,665,439,640 | 981,039,572 | 431,029,923 | 154,028,530 | 814,997,026 | 529,880,349 |
| Hiring additional land..... | 2,054,269,773 | 1,404,280,150 | 1,493,302,363 | 1,040,904,109 | 299,446,667 | 194,057,378 | 89,942,222 | 34,635,235 | 171,578,521 | 134,683,423 |
| Managers..... | 475,338,563 | 221,216,313 | 334,600,649 | 160,145,326 | 84,952,980 | 37,110,801 | 16,229,805 | 5,028,731 | 39,555,129 | 18,931,455 |
| Tenants..... | 6,698,019,895 | 3,573,890,133 | 5,124,234,461 | 2,781,981,870 | 833,757,271 | 426,853,377 | 247,694,884 | 74,588,092 | 402,333,279 | 290,466,794 |
| Share and share-cash..... | 5,032,325,588 | 2,431,332,755 | 3,926,037,027 | 1,906,953,608 | 599,328,930 | 280,400,343 | 180,865,638 | 49,310,921 | 356,093,993 | 194,657,883 |
| Cash and unspecified..... | 1,635,694,307 | 1,142,557,378 | 1,198,197,434 | 875,028,262 | 234,428,341 | 146,393,034 | 66,829,246 | 25,277,171 | 136,239,286 | 95,808,911 |

TABLE 17.—VALUE OF ALL FARM PROPERTY AND OF THE SEVERAL CLASSES, BY COLOR AND TENURE, BY DIVISIONS: 1920 AND 1910—Continued.

[Figures for states (showing owners, managers, and tenants only) in Table 18. Value of land and buildings together in Table 19.]

| DIVISION AND COLOR AND TENURE. | ALL FARM PROPERTY. | | LAND. | | BUILDINGS. | | IMPLEMENTS AND MACHINERY. | | LIVE STOCK. | |
|--------------------------------|--------------------|----------------|----------------|----------------|---------------|---------------|---------------------------|-------------|---------------|---------------|
| | 1920 | 1910 | 1920 | 1910 | 1920 | 1910 | 1920 | 1910 | 1920 | 1910 |
| GEOG. DIVISIONS—Con. | | | | | | | | | | |
| EAST NORTH CENTRAL—Con. | | | | | | | | | | |
| Colored farmers, total. | \$28,953,234 | \$22,372,261 | \$19,622,272 | \$16,247,051 | \$4,971,429 | \$3,231,352 | \$1,179,971 | \$525,962 | \$3,179,562 | \$2,367,896 |
| Owners..... | 15,091,153 | 12,360,044 | 9,361,404 | 8,356,503 | 3,092,848 | 2,180,937 | 702,346 | 353,434 | 1,934,555 | 1,469,170 |
| Owning entire farm..... | 11,672,070 | 8,270,750 | 7,009,704 | 5,366,842 | 2,569,358 | 1,635,870 | 576,433 | 261,274 | 1,526,515 | 1,016,704 |
| Hiring additional land..... | 3,419,083 | 4,089,294 | 2,351,640 | 2,999,661 | 533,490 | 545,067 | 125,913 | 92,160 | 408,040 | 452,466 |
| Managers..... | 1,720,161 | 1,240,560 | 1,154,347 | 948,315 | 323,734 | 143,310 | 80,075 | 15,812 | 161,405 | 133,123 |
| Tenants..... | 12,141,920 | 8,771,657 | 9,106,521 | 6,942,233 | 1,554,847 | 907,105 | 396,950 | 156,716 | 1,083,602 | 765,603 |
| Share and share-cash..... | 9,102,639 | 6,395,692 | 6,851,500 | 5,063,466 | 1,156,007 | 650,190 | 289,855 | 110,051 | 804,371 | 565,885 |
| Cash and unspecified..... | 3,039,281 | 2,376,065 | 2,255,015 | 1,878,767 | 397,940 | 250,915 | 107,095 | 46,665 | 279,231 | 199,718 |
| WEST NORTH CENTRAL | | | | | | | | | | |
| White farmers, total. | 27,924,148,989 | 13,479,577,869 | 21,290,066,058 | 10,010,918,131 | 3,122,702,862 | 1,557,578,996 | 1,160,502,401 | 387,537,275 | 2,350,877,668 | 1,543,493,467 |
| Owners..... | 16,795,115,503 | 8,930,619,373 | 12,411,500,280 | 6,457,081,390 | 2,096,500,211 | 1,124,349,714 | 755,425,094 | 262,198,019 | 1,531,689,918 | 1,093,990,250 |
| Owning entire farm..... | 11,750,551,661 | 6,208,206,640 | 8,550,748,003 | 4,391,691,920 | 1,593,784,138 | 854,867,446 | 532,815,582 | 185,741,654 | 1,073,203,938 | 775,905,620 |
| Hiring additional land..... | 5,044,563,842 | 2,731,412,733 | 3,860,752,277 | 2,065,389,470 | 502,716,073 | 269,482,268 | 222,609,512 | 76,456,365 | 468,485,980 | 320,084,630 |
| Managers..... | 514,843,581 | 233,149,336 | 385,431,288 | 174,500,165 | 58,632,869 | 23,576,412 | 14,220,499 | 4,655,030 | 56,558,025 | 30,417,729 |
| Tenants..... | 10,614,189,905 | 4,306,809,160 | 8,493,134,490 | 3,379,330,576 | 967,569,782 | 409,652,870 | 390,856,808 | 100,734,226 | 702,628,825 | 417,085,483 |
| Share and share-cash..... | 7,020,545,783 | 2,675,016,294 | 5,653,053,331 | 2,117,705,979 | 619,243,274 | 241,813,395 | 260,109,836 | 62,521,852 | 488,139,342 | 252,910,350 |
| Cash and unspecified..... | 3,593,644,122 | 1,631,792,866 | 2,840,081,159 | 1,261,624,597 | 348,326,508 | 167,839,475 | 130,746,972 | 38,212,374 | 274,489,483 | 164,175,138 |
| Colored farmers, total. | 67,285,556 | 55,731,642 | 50,079,084 | 41,642,732 | 6,647,165 | 4,525,961 | 2,435,863 | 1,348,269 | 8,123,444 | 8,214,630 |
| Owners..... | 45,979,296 | 42,232,845 | 33,369,137 | 31,016,444 | 4,745,595 | 3,432,328 | 1,820,119 | 1,074,245 | 6,044,445 | 6,709,323 |
| Owning entire farm..... | 34,481,551 | 35,362,831 | 24,747,291 | 25,754,970 | 3,810,953 | 2,843,984 | 1,421,131 | 881,666 | 4,493,176 | 5,832,211 |
| Hiring additional land..... | 11,497,745 | 6,870,014 | 8,621,846 | 5,261,474 | 925,642 | 588,344 | 398,988 | 192,579 | 1,551,269 | 827,117 |
| Managers..... | 2,175,101 | 1,829,873 | 1,636,085 | 1,373,010 | 205,950 | 162,270 | 49,200 | 20,465 | 283,866 | 274,123 |
| Tenants..... | 19,131,159 | 11,668,924 | 15,073,862 | 9,253,328 | 1,685,620 | 930,863 | 566,544 | 253,559 | 1,795,133 | 1,231,174 |
| Share and share-cash..... | 14,145,857 | 7,573,938 | 11,316,305 | 6,097,641 | 1,267,425 | 578,408 | 392,090 | 156,674 | 1,170,937 | 742,125 |
| Cash and unspecified..... | 4,985,302 | 4,094,986 | 3,757,557 | 3,155,687 | 428,195 | 352,365 | 174,454 | 97,885 | 625,096 | 499,049 |
| SOUTH ATLANTIC | | | | | | | | | | |
| White farmers, total. | 4,975,830,728 | 2,507,381,097 | 3,196,691,946 | 1,586,788,567 | 1,017,324,660 | 531,940,839 | 241,801,676 | 85,015,410 | 520,012,446 | 303,636,281 |
| Owners..... | 3,377,197,368 | 1,774,857,645 | 2,097,506,487 | 1,088,123,244 | 734,391,646 | 399,602,418 | 178,386,882 | 64,033,588 | 360,912,853 | 223,098,295 |
| Owning entire farm..... | 3,129,833,091 | 1,610,959,724 | 1,938,189,013 | 982,798,064 | 686,403,367 | 367,877,050 | 166,623,225 | 58,646,020 | 338,617,480 | 201,638,590 |
| Hiring additional land..... | 247,364,277 | 163,897,921 | 159,317,474 | 105,325,180 | 47,988,279 | 31,725,368 | 11,763,667 | 5,387,568 | 28,294,867 | 21,459,705 |
| Managers..... | 202,741,327 | 133,083,247 | 207,364,236 | 94,980,026 | 53,661,436 | 24,831,583 | 10,392,845 | 3,777,396 | 21,822,760 | 9,494,242 |
| Tenants..... | 1,305,892,033 | 599,440,305 | 891,821,173 | 403,685,297 | 229,271,578 | 107,500,833 | 53,021,949 | 17,204,426 | 131,777,338 | 71,043,744 |
| Share and share-cash..... | 937,360,732 | 367,910,788 | 640,877,973 | 245,322,642 | 165,744,585 | 67,204,466 | 36,975,014 | 10,524,452 | 93,763,100 | 44,589,228 |
| Cash and unspecified..... | 368,531,301 | 231,529,517 | 250,943,200 | 158,362,655 | 63,526,993 | 40,302,372 | 16,046,935 | 6,679,974 | 38,014,173 | 26,184,516 |
| Colored farmers, total. | 1,157,087,032 | 443,819,676 | 803,989,958 | 296,561,108 | 183,766,908 | 71,145,960 | 42,179,181 | 13,214,737 | 127,150,885 | 62,897,871 |
| Owners..... | 291,639,455 | 130,539,924 | 179,890,817 | 77,986,421 | 59,840,855 | 27,582,198 | 13,891,848 | 5,076,156 | 33,007,433 | 19,895,149 |
| Owning entire farm..... | 239,151,644 | 102,065,423 | 146,621,730 | 60,119,089 | 49,747,614 | 22,294,663 | 11,603,369 | 4,090,649 | 31,173,681 | 15,595,001 |
| Hiring additional land..... | 52,487,811 | 28,474,501 | 33,278,087 | 17,867,341 | 10,093,241 | 5,287,505 | 2,282,979 | 979,507 | 6,833,554 | 4,310,148 |
| Managers..... | 12,729,249 | 6,369,980 | 8,092,064 | 4,421,071 | 3,088,618 | 1,306,610 | 495,917 | 163,508 | 1,082,650 | 478,791 |
| Tenants..... | 852,718,328 | 306,909,772 | 615,998,077 | 214,153,616 | 120,867,435 | 42,287,152 | 27,791,916 | 7,975,073 | 88,060,900 | 42,523,931 |
| Share and share-cash..... | 600,482,065 | 167,242,063 | 441,491,934 | 119,369,413 | 85,485,107 | 25,302,790 | 17,724,582 | 3,589,782 | 59,780,442 | 21,030,078 |
| Cash and unspecified..... | 252,236,263 | 139,667,709 | 174,506,143 | 94,784,203 | 35,382,328 | 18,984,362 | 10,067,334 | 4,435,291 | 32,280,458 | 21,493,853 |
| EAST SOUTH CENTRAL | | | | | | | | | | |
| White farmers, total. | 3,651,406,313 | 1,825,482,285 | 2,375,799,593 | 1,099,625,422 | 641,887,004 | 359,104,639 | 151,269,115 | 64,162,382 | 482,451,101 | 302,589,822 |
| Owners..... | 2,597,652,953 | 1,340,401,654 | 1,650,818,824 | 783,373,358 | 480,828,126 | 281,441,954 | 114,841,715 | 49,720,287 | 351,164,200 | 225,866,055 |
| Owning entire farm..... | 2,347,545,237 | 1,174,522,367 | 1,484,520,279 | 681,725,306 | 440,761,442 | 252,326,797 | 104,641,848 | 43,814,347 | 317,721,668 | 196,655,917 |
| Hiring additional land..... | 250,107,718 | 165,879,287 | 166,298,545 | 101,648,052 | 40,066,684 | 29,115,157 | 10,209,867 | 5,905,940 | 39,442,622 | 29,210,138 |
| Managers..... | 105,180,741 | 52,977,285 | 75,054,392 | 36,127,839 | 15,114,710 | 8,897,552 | 3,606,750 | 1,861,178 | 11,314,883 | 6,090,716 |
| Tenants..... | 948,573,117 | 432,103,346 | 649,926,377 | 280,124,245 | 145,944,162 | 68,765,133 | 32,730,650 | 12,550,917 | 119,971,923 | 70,633,051 |
| Share and share-cash..... | 694,892,689 | 266,489,822 | 477,155,707 | 171,614,787 | 107,661,225 | 42,248,047 | 23,086,183 | 7,415,181 | 86,959,514 | 45,211,616 |
| Cash and unspecified..... | 253,680,428 | 165,613,524 | 172,770,610 | 108,509,207 | 38,282,937 | 26,517,086 | 9,644,467 | 5,135,736 | 33,012,414 | 25,421,435 |
| Colored farmers, total. | 768,059,424 | 357,289,494 | 540,341,639 | 227,101,422 | 105,665,127 | 52,466,336 | 24,795,771 | 11,176,951 | 97,256,887 | 66,444,785 |
| Owners..... | 160,744,376 | 92,244,127 | 99,739,105 | 54,822,622 | 27,705,542 | 16,114,592 | 7,290,300 | 3,769,285 | 26,009,369 | 17,537,628 |
| Owning entire farm..... | 136,245,441 | 71,715,750 | 84,075,551 | 42,006,343 | 23,877,710 | 13,000,598 | 6,300,414 | 3,019,562 | 21,991,766 | 13,688,947 |
| Hiring additional land..... | 24,498,935 | 20,528,377 | 15,663,614 | 12,816,279 | 3,827,832 | 3,113,994 | 989,886 | 749,423 | 4,017,603 | 3,848,681 |
| Managers..... | 5,685,035 | 3,273,259 | 3,773,180 | 1,981,765 | 880,075 | 590,505 | 223,573 | 78,278 | 708,201 | 622,711 |
| Tenants..... | 601,730,013 | 261,772,108 | 436,829,288 | 170,397,085 | 77,079,510 | 35,761,239 | 17,281,898 | 7,829,388 | 70,539,317 | 48,284,446 |
| Share and share-cash..... | 418,451,927 | 113,490,756 | 316,948,182 | 77,633,218 | 53,167,045 | 16,404,597 | 9,565,210 | 2,198,354 | 38,771,490 | 17,254,587 |
| Cash and unspecified..... | 183,278,086 | 148,281,352 | 119,881,106 | 92,763,817 | 23,912,465 | 19,356,642 | 7,716,688 | 5,131,034 | 31,767,827 | 31,029,859 |

TABLE 17.—VALUE OF ALL FARM PROPERTY AND OF THE SEVERAL CLASSES, BY COLOR AND TENURE, BY DIVISIONS: 1920 AND 1910—Continued.

[Figures for states (showing owners, managers, and tenants only) in Table 18. Value of land and buildings together in Table 19.]

| DIVISION AND COLOR AND TENURE. | ALL FARM PROPERTY. | | LAND. | | BUILDINGS. | | IMPLEMENTS AND MACHINERY. | | LIVE STOCK. | |
|--------------------------------|--------------------|-----------------|-----------------|-----------------|---------------|---------------|---------------------------|---------------|---------------|---------------|
| | 1920 | 1910 | 1920 | 1910 | 1920 | 1910 | 1920 | 1910 | 1920 | 1910 |
| GEOG. DIVISIONS—Con. | | | | | | | | | | |
| WEST SOUTH CENTRAL. | | | | | | | | | | |
| White farmers, total... | \$6,920,352,661 | \$3,522,621,931 | \$4,904,785,270 | \$2,502,228,938 | \$792,314,817 | \$373,610,436 | \$287,685,655 | \$110,334,947 | \$935,560,919 | \$530,447,610 |
| Owners..... | 3,949,740,426 | 2,071,494,081 | 2,674,169,690 | 1,419,216,175 | 510,434,329 | 252,177,938 | 184,266,389 | 68,473,021 | 680,870,018 | 331,020,347 |
| Owning entire farm..... | 3,056,649,269 | 1,651,490,409 | 2,088,788,185 | 1,118,674,936 | 429,489,490 | 214,207,365 | 146,637,660 | 56,205,082 | 441,734,234 | 201,313,030 |
| Hiring additional land..... | 893,091,157 | 420,003,672 | 585,381,505 | 299,541,239 | 80,944,839 | 37,970,583 | 37,629,020 | 12,178,530 | 139,135,784 | 70,313,311 |
| Managers..... | 373,876,950 | 245,774,925 | 274,721,988 | 190,363,232 | 21,945,769 | 12,747,915 | 10,538,504 | 7,025,159 | 66,070,500 | 35,038,619 |
| Tenants..... | 2,596,735,285 | 1,205,352,925 | 1,955,893,592 | 802,649,531 | 259,934,719 | 108,684,583 | 92,880,072 | 34,236,167 | 288,020,302 | 100,782,044 |
| Share and share-cash..... | 2,181,102,870 | 901,276,425 | 1,065,410,287 | 675,461,754 | 221,298,157 | 83,082,699 | 70,461,657 | 25,971,610 | 214,082,769 | 116,760,362 |
| Cash and unspecified..... | 415,632,415 | 304,077,600 | 290,483,305 | 217,187,777 | 38,636,562 | 25,601,884 | 13,419,015 | 8,264,557 | 73,938,533 | 53,023,232 |
| Colored farmers, total. | 701,713,366 | 315,532,406 | 503,274,345 | 213,869,592 | 90,813,640 | 38,887,918 | 23,413,135 | 9,385,430 | 84,212,240 | 53,889,468 |
| Owners..... | 228,261,282 | 124,097,219 | 150,290,098 | 79,466,628 | 34,255,585 | 17,019,377 | 10,148,918 | 4,443,821 | 33,600,631 | 28,166,093 |
| Owning entire farm..... | 189,826,457 | 101,542,054 | 123,509,703 | 64,586,103 | 29,392,649 | 14,367,867 | 8,583,650 | 3,682,320 | 28,340,449 | 18,005,704 |
| Hiring additional land..... | 38,434,825 | 22,555,165 | 26,780,395 | 14,880,425 | 4,862,936 | 2,652,010 | 1,565,262 | 701,501 | 5,220,232 | 4,261,220 |
| Managers..... | 6,780,770 | 2,410,164 | 5,154,367 | 1,854,018 | 575,588 | 217,980 | 183,409 | 67,118 | 807,412 | 277,048 |
| Tenants..... | 466,671,308 | 189,019,023 | 347,829,880 | 132,549,046 | 55,982,467 | 21,650,059 | 13,080,808 | 4,874,491 | 49,778,153 | 20,945,427 |
| Share and share-cash..... | 403,095,101 | 134,680,116 | 303,989,690 | 96,650,029 | 48,528,214 | 15,375,355 | 10,754,867 | 3,103,807 | 39,822,340 | 19,450,925 |
| Cash and unspecified..... | 63,676,207 | 54,438,907 | 43,840,190 | 35,899,017 | 7,454,253 | 6,274,704 | 2,325,951 | 1,770,684 | 9,955,813 | 10,494,502 |
| MOUNTAIN. | | | | | | | | | | |
| White farmers, total... | 4,040,266,794 | 1,732,578,273 | 2,771,945,669 | 1,158,747,365 | 358,497,734 | 144,065,421 | 188,600,060 | 48,828,852 | 721,163,335 | 380,930,035 |
| Owners..... | 3,035,944,204 | 1,296,929,471 | 2,047,203,237 | 843,019,886 | 284,989,129 | 115,422,634 | 151,625,199 | 39,030,062 | 552,220,720 | 298,550,889 |
| Owning entire farm..... | 2,108,552,472 | 1,054,308,118 | 1,390,927,791 | 676,170,500 | 216,449,613 | 99,321,608 | 110,312,254 | 33,099,497 | 300,862,814 | 245,110,423 |
| Hiring additional land..... | 927,391,822 | 242,621,353 | 656,275,446 | 166,849,386 | 68,539,516 | 16,100,936 | 41,212,945 | 6,230,665 | 161,363,915 | 53,434,466 |
| Managers..... | 322,255,011 | 186,025,701 | 211,830,464 | 122,490,795 | 20,579,543 | 10,066,434 | 8,349,147 | 3,000,080 | 81,495,857 | 50,347,492 |
| Tenants..... | 682,067,489 | 249,623,101 | 512,911,968 | 193,236,684 | 52,929,062 | 18,546,353 | 28,785,710 | 5,801,810 | 87,440,749 | 32,038,254 |
| Share and share-cash..... | 471,427,787 | 146,007,716 | 363,677,161 | 117,686,731 | 36,648,407 | 10,851,635 | 20,803,810 | 3,493,188 | 50,238,400 | 13,976,162 |
| Cash and unspecified..... | 210,639,702 | 103,615,385 | 149,234,807 | 75,549,953 | 16,280,655 | 7,694,718 | 7,921,900 | 2,308,022 | 37,202,349 | 18,062,092 |
| Colored farmers, total. | 42,871,145 | 24,995,095 | 29,766,410 | 15,622,731 | 2,977,970 | 961,356 | 2,055,617 | 601,123 | 8,071,148 | 7,809,885 |
| Owners..... | 26,909,612 | 21,740,257 | 16,950,929 | 12,877,246 | 1,915,871 | 812,760 | 1,819,799 | 515,015 | 6,723,013 | 7,534,330 |
| Owning entire farm..... | 23,274,427 | 21,394,645 | 14,600,314 | 12,608,752 | 1,746,701 | 786,270 | 1,197,134 | 607,689 | 5,724,278 | 7,496,934 |
| Hiring additional land..... | 3,635,185 | 345,612 | 2,344,615 | 278,494 | 169,170 | 26,490 | 122,665 | 8,220 | 998,735 | 37,402 |
| Managers..... | 822,300 | 550,968 | 522,105 | 433,275 | 175,870 | 27,225 | 31,901 | 14,701 | 152,424 | 75,707 |
| Tenants..... | 15,079,233 | 2,703,870 | 12,293,376 | 2,312,210 | 886,229 | 121,371 | 703,017 | 70,447 | 1,105,711 | 199,842 |
| Share and share-cash..... | 4,503,273 | 979,628 | 3,556,391 | 849,945 | 244,523 | 41,490 | 231,382 | 23,102 | 470,979 | 65,951 |
| Cash and unspecified..... | 10,575,961 | 1,724,242 | 8,736,985 | 1,462,265 | 641,709 | 79,881 | 472,535 | 47,345 | 724,732 | 134,751 |
| PACIFIC. | | | | | | | | | | |
| White farmers, total... | 5,115,960,440 | 2,729,736,683 | 3,997,636,224 | 2,202,122,438 | 493,118,205 | 229,167,258 | 225,725,356 | 65,296,143 | 399,580,655 | 233,150,844 |
| Owners..... | 3,404,177,014 | 1,844,075,886 | 2,698,894,979 | 1,457,771,832 | 375,817,445 | 179,569,595 | 163,840,342 | 47,046,353 | 265,024,248 | 158,782,190 |
| Owning entire farm..... | 2,494,210,956 | 1,364,524,365 | 1,871,300,095 | 1,052,237,237 | 307,520,255 | 149,507,041 | 122,048,270 | 36,022,770 | 193,336,330 | 116,667,317 |
| Hiring additional land..... | 909,966,058 | 489,551,521 | 727,594,884 | 405,534,595 | 68,291,190 | 20,972,554 | 41,792,066 | 11,023,683 | 72,287,918 | 42,120,789 |
| Managers..... | 573,743,784 | 319,956,808 | 476,626,597 | 269,287,059 | 39,233,408 | 16,714,023 | 15,078,673 | 5,615,328 | 42,205,106 | 28,440,398 |
| Tenants..... | 1,138,039,642 | 565,703,989 | 922,014,645 | 475,063,547 | 78,067,352 | 32,883,640 | 46,206,341 | 11,834,462 | 91,751,301 | 45,022,340 |
| Share and share-cash..... | 671,490,508 | 291,140,085 | 564,072,140 | 249,252,470 | 40,797,040 | 14,821,181 | 20,142,012 | 6,516,923 | 37,478,116 | 20,549,511 |
| Cash and unspecified..... | 466,549,134 | 274,563,904 | 357,942,508 | 225,811,077 | 37,269,712 | 18,062,459 | 17,063,729 | 5,317,630 | 54,273,185 | 25,372,829 |
| Colored farmers, total. | 191,051,020 | 50,745,094 | 169,411,822 | 44,191,110 | 9,350,483 | 2,665,448 | 6,632,436 | 1,112,504 | 6,656,270 | 2,776,032 |
| Owners..... | 26,862,750 | 13,368,378 | 21,518,913 | 10,689,805 | 2,218,425 | 827,110 | 1,086,752 | 303,270 | 2,038,060 | 1,488,193 |
| Owning entire farm..... | 21,999,729 | 11,938,230 | 17,319,743 | 9,529,940 | 1,951,653 | 743,835 | 916,605 | 337,570 | 1,811,828 | 1,386,885 |
| Hiring additional land..... | 4,863,021 | 1,400,148 | 4,199,170 | 1,159,865 | 266,772 | 83,275 | 170,247 | 55,700 | 226,832 | 101,308 |
| Managers..... | 8,828,000 | 1,764,669 | 7,889,975 | 1,482,880 | 449,960 | 200,620 | 344,295 | 35,015 | 143,770 | 40,154 |
| Tenants..... | 155,360,270 | 35,582,047 | 140,002,934 | 32,018,425 | 6,682,098 | 1,637,718 | 5,201,389 | 684,219 | 3,473,840 | 1,241,685 |
| Share and share-cash..... | 63,879,215 | 11,405,470 | 58,151,339 | 10,278,405 | 2,997,945 | 573,530 | 1,019,524 | 226,677 | 870,407 | 326,708 |
| Cash and unspecified..... | 91,481,055 | 24,176,577 | 81,851,595 | 21,739,960 | 3,744,153 | 1,064,188 | 3,281,865 | 457,542 | 2,603,442 | 614,887 |

COLOR AND TENURE OF FARMER.

TABLE 18.—VALUE OF ALL FARM PROPERTY AND OF THE SEVERAL CLASSES, BY COLOR AND TENURE, BY STATES: 1920 AND 1910.

[Figures for geographic divisions in Table 17. Value of land and buildings together in Table 20.]

| STATE AND COLOR AND TENURE. | ALL FARM PROPERTY. | | LAND. | | BUILDINGS. | | IMPLEMENTS AND MACHINERY. | | LIVE STOCK. | |
|-----------------------------|--------------------|------------------|------------------|------------------|------------------|-----------------|---------------------------|-----------------|-----------------|-----------------|
| | 1920 | 1910 | 1920 | 1910 | 1920 | 1910 | 1920 | 1910 | 1920 | 1910 |
| UNITED STATES. | | | | | | | | | | |
| White farmers, total..... | \$74,955,403,721 | \$39,712,214,845 | \$52,707,641,140 | \$27,615,515,334 | \$11,078,417,715 | \$6,148,876,853 | \$3,491,321,159 | \$1,227,407,744 | \$7,678,023,707 | \$4,720,414,914 |
| Owners..... | 46,810,947,920 | 26,228,711,934 | 31,471,590,402 | 17,828,730,187 | 7,743,872,421 | 4,491,458,637 | 2,411,134,220 | 884,819,727 | 5,184,350,877 | 3,323,703,383 |
| Managers..... | 3,091,165,814 | 1,681,896,418 | 2,173,344,778 | 1,205,653,849 | 450,989,900 | 234,889,732 | 102,231,072 | 42,473,043 | 359,650,060 | 198,779,294 |
| Tenants..... | 25,053,289,987 | 11,801,607,493 | 19,057,705,960 | 8,581,151,798 | 2,883,605,394 | 1,422,428,484 | 977,955,867 | 300,114,974 | 2,134,022,764 | 1,197,932,237 |
| Colored farmers, total..... | 2,968,696,617 | 1,279,234,245 | 2,121,921,919 | 860,158,835 | 408,021,828 | 176,574,875 | 103,451,769 | 37,742,039 | 335,301,101 | 204,768,696 |
| Owners..... | 800,598,024 | 440,922,439 | 513,191,232 | 277,391,441 | 135,685,852 | 69,354,013 | 30,058,561 | 15,852,814 | 115,170,378 | 78,324,171 |
| Managers..... | 41,107,191 | 18,729,518 | 29,306,244 | 13,205,016 | 6,625,545 | 3,108,965 | 1,542,630 | 435,457 | 3,632,772 | 1,978,150 |
| Tenants..... | 2,126,991,402 | 819,582,288 | 1,579,424,443 | 569,561,478 | 265,827,431 | 104,110,667 | 65,250,578 | 21,453,768 | 216,485,060 | 124,466,375 |
| NEW ENGLAND. | | | | | | | | | | |
| Maine. | | | | | | | | | | |
| White farmers, total..... | 270,461,895 | 199,218,941 | 114,379,071 | 66,461,820 | 89,675,500 | 73,114,958 | 26,635,535 | 14,486,603 | 39,771,789 | 25,185,582 |
| Owners..... | 249,754,050 | 185,040,067 | 104,898,813 | 79,790,260 | 82,551,822 | 67,838,003 | 25,194,180 | 13,709,630 | 37,199,105 | 23,684,168 |
| Managers..... | 10,634,334 | 6,430,921 | 4,655,990 | 2,724,500 | 4,108,133 | 2,650,170 | 724,167 | 354,284 | 1,140,044 | 707,987 |
| Tenants..... | 10,073,511 | 7,741,953 | 4,824,268 | 3,947,054 | 3,015,505 | 2,578,783 | 807,188 | 422,709 | 1,426,550 | 793,407 |
| Colored farmers, total..... | 64,838 | 53,057 | 32,800 | 19,575 | 21,600 | 23,275 | 2,125 | 3,930 | 8,313 | 6,277 |
| Owners..... | 64,838 | 46,986 | 32,800 | 17,175 | 21,600 | 20,325 | 2,125 | 3,930 | 8,313 | 5,976 |
| Managers..... | 920 | 920 | 300 | 300 | 600 | 600 | 20 | 20 | 20 | 20 |
| Tenants..... | 5,151 | 5,151 | 2,100 | 2,100 | 2,350 | 2,350 | 400 | 400 | 400 | 301 |
| New Hampshire. | | | | | | | | | | |
| White farmers, total..... | 118,596,899 | 103,630,603 | 47,414,361 | 44,487,297 | 42,552,089 | 41,365,064 | 9,496,647 | 5,874,452 | 10,133,782 | 11,902,890 |
| Owners..... | 100,478,315 | 90,287,937 | 39,934,558 | 38,491,600 | 35,565,919 | 35,947,958 | 8,376,335 | 5,281,147 | 16,601,503 | 10,597,232 |
| Managers..... | 11,190,713 | 7,754,322 | 4,735,683 | 3,578,654 | 4,605,590 | 3,178,979 | 633,959 | 320,605 | 1,215,481 | 667,054 |
| Tenants..... | 6,927,871 | 5,588,344 | 2,744,140 | 2,417,043 | 2,380,580 | 2,239,027 | 486,353 | 263,700 | 1,316,798 | 668,574 |
| Colored farmers, total..... | 59,216 | 73,593 | 10,950 | 31,750 | 18,450 | 31,050 | 2,675 | 3,205 | 27,141 | 7,588 |
| Owners..... | 27,550 | 14,575 | 7,350 | 6,560 | 10,850 | 5,450 | 2,175 | 980 | 7,175 | 1,595 |
| Managers..... | 26,936 | 12,025 | 3,000 | 5,000 | 7,000 | 5,000 | 500 | 25 | 16,436 | 2,000 |
| Tenants..... | 4,730 | 46,993 | 600 | 20,200 | 600 | 20,600 | 500 | 2,200 | 3,530 | 3,093 |
| Vermont. | | | | | | | | | | |
| White farmers, total..... | 222,574,834 | 145,346,562 | 82,863,428 | 58,365,227 | 76,137,006 | 54,180,698 | 21,216,990 | 10,165,727 | 42,357,410 | 22,634,910 |
| Owners..... | 179,155,978 | 115,590,874 | 65,588,889 | 45,029,999 | 61,010,863 | 43,500,868 | 18,070,388 | 8,590,604 | 34,435,838 | 18,466,403 |
| Managers..... | 11,919,611 | 9,163,060 | 4,806,203 | 4,272,040 | 4,796,875 | 3,652,345 | 740,397 | 383,225 | 1,576,136 | 853,456 |
| Tenants..... | 31,499,245 | 20,586,622 | 12,468,336 | 9,063,188 | 10,329,268 | 7,027,485 | 2,406,205 | 1,180,898 | 6,295,436 | 3,315,051 |
| Colored farmers, total..... | 161,786 | 53,166 | 74,825 | 20,100 | 41,900 | 22,250 | 17,140 | 2,960 | 27,921 | 7,856 |
| Owners..... | 120,779 | 44,033 | 55,425 | 15,900 | 31,700 | 19,250 | 13,940 | 2,660 | 19,714 | 6,823 |
| Managers..... | 12,101 | 1,700 | 5,200 | 1,200 | 3,700 | 600 | 400 | 400 | 2,801 | |
| Tenants..... | 28,906 | 6,833 | 14,200 | 3,000 | 6,500 | 2,500 | 2,800 | 300 | 5,406 | 1,033 |
| Massachusetts. | | | | | | | | | | |
| White farmers, total..... | 300,008,689 | 226,126,582 | 127,473,632 | 105,375,828 | 119,740,404 | 88,491,084 | 19,337,590 | 11,549,825 | 33,467,063 | 20,709,785 |
| Owners..... | 223,762,381 | 169,724,030 | 90,408,709 | 74,535,960 | 91,423,476 | 69,462,575 | 15,790,507 | 9,332,521 | 26,144,639 | 16,392,974 |
| Managers..... | 58,435,338 | 40,967,349 | 28,669,331 | 22,875,406 | 22,246,693 | 13,834,284 | 2,619,537 | 1,541,091 | 4,909,777 | 2,716,568 |
| Tenants..... | 17,810,970 | 15,435,203 | 8,410,592 | 7,964,562 | 6,070,235 | 5,194,225 | 927,546 | 676,223 | 2,402,597 | 1,000,193 |
| Colored farmers, total..... | 463,054 | 347,443 | 179,975 | 156,688 | 193,820 | 145,065 | 22,185 | 14,059 | 67,094 | 31,631 |
| Owners..... | 348,953 | 283,302 | 122,575 | 124,098 | 148,770 | 118,705 | 16,765 | 12,306 | 60,843 | 28,133 |
| Managers..... | 90,411 | 38,035 | 46,300 | 19,500 | 35,700 | 16,800 | 4,100 | 650 | 4,311 | 1,085 |
| Tenants..... | 23,690 | 26,106 | 11,100 | 13,090 | 9,350 | 9,500 | 1,300 | 1,103 | 1,940 | 2,413 |
| Rhode Island. | | | | | | | | | | |
| White farmers, total..... | 33,585,186 | 32,907,783 | 14,483,223 | 14,971,131 | 11,865,203 | 12,897,129 | 2,405,186 | 1,775,087 | 4,831,574 | 3,264,436 |
| Owners..... | 23,037,876 | 21,577,740 | 9,465,493 | 8,994,908 | 8,451,263 | 9,090,037 | 1,764,256 | 1,239,129 | 3,356,864 | 2,247,672 |
| Managers..... | 5,541,030 | 5,915,923 | 2,579,908 | 3,210,643 | 2,029,375 | 1,964,357 | 315,378 | 291,870 | 616,279 | 449,053 |
| Tenants..... | 5,006,280 | 5,414,114 | 2,437,822 | 2,765,580 | 1,384,565 | 1,836,735 | 325,552 | 244,088 | 858,431 | 567,711 |
| Colored farmers, total..... | 51,580 | 82,958 | 25,850 | 38,850 | 13,650 | 25,750 | 3,375 | 6,320 | 8,705 | 12,036 |
| Owners..... | 31,183 | 61,035 | 16,400 | 28,500 | 8,500 | 17,850 | 2,225 | 4,965 | 4,058 | 9,720 |
| Managers..... | 7,941 | 7,941 | 4,500 | 4,500 | 2,500 | 2,500 | 441 | 441 | 441 | 441 |
| Tenants..... | 12,456 | 21,921 | 4,950 | 10,350 | 2,650 | 7,900 | 650 | 1,355 | 4,206 | 2,316 |
| Connecticut. | | | | | | | | | | |
| White farmers, total..... | 226,378,768 | 158,991,019 | 100,887,375 | 72,008,563 | 88,841,962 | 65,959,263 | 13,227,037 | 6,900,159 | 23,422,394 | 14,123,084 |
| Owners..... | 172,554,434 | 124,212,231 | 78,605,471 | 55,047,870 | 69,410,969 | 51,631,041 | 10,550,331 | 5,757,388 | 18,987,663 | 11,775,932 |
| Managers..... | 35,515,595 | 21,196,703 | 18,493,952 | 10,245,486 | 13,167,653 | 9,307,962 | 1,715,903 | 666,124 | 2,138,087 | 977,181 |
| Tenants..... | 18,308,739 | 13,582,085 | 8,787,952 | 6,715,207 | 6,263,340 | 5,020,260 | 960,803 | 476,647 | 2,296,644 | 1,869,971 |
| Colored farmers, total..... | 612,849 | 408,752 | 299,740 | 197,495 | 241,750 | 153,900 | 21,060 | 16,489 | 50,299 | 40,868 |
| Owners..... | 251,648 | 198,442 | 106,840 | 95,395 | 111,850 | 67,000 | 12,985 | 10,300 | 19,973 | 25,747 |
| Managers..... | 148,004 | 130,877 | 61,000 | 52,900 | 68,000 | 66,600 | 3,000 | 3,530 | 16,004 | 7,847 |
| Tenants..... | 213,197 | 79,433 | 131,900 | 49,200 | 61,900 | 20,300 | 5,075 | 2,659 | 14,322 | 7,274 |
| MIDDLE ATLANTIC. | | | | | | | | | | |
| New York. | | | | | | | | | | |
| White farmers, total..... | 1,904,843,484 | 1,448,409,435 | 791,805,268 | 705,075,459 | 630,556,937 | 476,100,050 | 169,590,151 | 83,493,538 | 312,891,128 | 182,740,388 |
| Owners..... | 1,319,587,966 | 988,371,760 | 508,749,149 | 450,892,148 | 456,341,595 | 345,140,696 | 127,779,338 | 61,850,120 | 226,717,884 | 130,488,796 |
| Managers..... | 146,829,370 | 99,452,150 | 73,333,875 | 55,972,220 | 51,773,646 | 32,884,950 | 7,367,788 | 3,527,133 | 14,354,061 | 7,067,847 |
| Tenants..... | 438,426,148 | 360,585,525 | 209,722,244 | 199,211,091 | 122,441,696 | 98,074,404 | 34,443,025 | 18,116,285 | 71,819,183 | 45,183,745 |
| Colored farmers, total..... | 3,639,717 | 3,072,060 | 1,530,290 | 1,672,369 | 1,169,245 | 897,951 | 276,615 | 151,284 | 683,587 | 350,456 |
| Owners..... | 2,111,251 | 2,059,688 | 834,270 | 1,088,594 | 698,345 | 591,136 | 187,626 | 111,855 | 421,111 | 268,103 |
| Managers..... | 611,454 | 177,914 | 215,790 | 103,050 | 251,150 | 65,000 | 39,260 | 9,300 | 105,254 | 10,564 |
| Tenants..... | 917,012 | 834,458 | 480,230 | 480,725 | 249,750 | 251,815 | 49,830 | 30,129 | 137,202 | 71,789 |

TABLE 18.—VALUE OF ALL FARM PROPERTY AND OF THE SEVERAL CLASSES, BY COLOR AND TENURE, BY STATES: 1920 AND 1910—Continued.

[Figures for geographic divisions in Table 17. Value of land and buildings together in Table 20.]

| STATE AND COLOR AND TENURE. | ALL FARM PROPERTY. | | LAND. | | BUILDINGS. | | IMPLEMENTS AND MACHINERY. | | LIVE STOCK. | |
|-----------------------------|--------------------|---------------|---------------|---------------|---------------|--------------|---------------------------|--------------|--------------|--------------|
| | 1920 | 1910 | 1920 | 1910 | 1920 | 1910 | 1920 | 1910 | 1920 | 1910 |
| MIDDLE ATLANTIC—Con. | | | | | | | | | | |
| New Jersey. | | | | | | | | | | |
| White farmers, total..... | \$309,193,917 | \$252,855,966 | \$140,827,209 | \$123,112,050 | \$107,347,187 | \$92,322,732 | \$25,273,751 | \$13,024,911 | \$35,745,770 | \$24,309,273 |
| Owners..... | 197,808,258 | 156,440,867 | 86,134,502 | 71,839,175 | 72,404,598 | 60,705,224 | 17,185,263 | 8,667,416 | 22,133,875 | 15,128,552 |
| Managers..... | 33,555,800 | 29,727,935 | 17,222,067 | 15,853,415 | 11,558,874 | 11,049,656 | 1,927,433 | 1,040,076 | 2,840,935 | 1,784,789 |
| Tenants..... | 77,829,770 | 66,687,064 | 37,470,640 | 35,419,460 | 23,383,715 | 20,567,858 | 6,211,055 | 3,317,419 | 10,764,960 | 7,486,932 |
| Colored farmers, total..... | 2,654,031 | 1,973,699 | 1,355,289 | 1,031,117 | 794,301 | 668,620 | 185,454 | 84,596 | 318,987 | 189,366 |
| Owners..... | 931,412 | 575,805 | 439,284 | 271,720 | 323,451 | 205,460 | 66,980 | 33,895 | 104,717 | 64,730 |
| Managers..... | 311,793 | 454,819 | 145,700 | 252,957 | 111,800 | 163,200 | 17,925 | 14,260 | 36,368 | 25,002 |
| Tenants..... | 1,410,826 | 943,075 | 773,225 | 506,440 | 359,050 | 299,960 | 100,549 | 36,441 | 177,902 | 100,734 |
| Pennsylvania. | | | | | | | | | | |
| White farmers, total..... | 1,725,384,285 | 1,250,591,011 | 724,231,381 | 628,774,915 | 599,259,587 | 409,916,260 | 163,597,179 | 70,631,835 | 238,296,118 | 141,268,001 |
| Owners..... | 1,141,930,221 | 808,433,553 | 445,100,019 | 382,097,509 | 415,864,633 | 280,427,032 | 117,305,856 | 49,411,077 | 163,659,663 | 96,497,935 |
| Managers..... | 119,563,957 | 69,007,434 | 58,227,413 | 39,026,543 | 42,532,340 | 22,492,310 | 7,080,197 | 2,783,853 | 11,724,007 | 4,794,728 |
| Tenants..... | 463,890,087 | 373,060,024 | 220,903,949 | 207,650,863 | 140,862,564 | 109,996,918 | 39,211,126 | 18,436,905 | 62,912,448 | 39,975,338 |
| Colored farmers, total..... | 3,968,769 | 2,633,851 | 1,926,670 | 1,655,095 | 1,334,390 | 722,485 | 229,186 | 94,220 | 478,523 | 212,051 |
| Owners..... | 1,222,436 | 1,025,179 | 749,845 | 627,940 | 409,065 | 338,475 | 94,259 | 46,217 | 409,517 | 212,051 |
| Managers..... | 1,197,929 | 468,255 | 602,628 | 276,675 | 475,900 | 153,775 | 67,675 | 12,715 | 51,429 | 25,000 |
| Tenants..... | 1,548,354 | 1,140,417 | 874,200 | 850,480 | 389,425 | 230,235 | 66,952 | 35,288 | 217,777 | 74,414 |
| EAST NORTH CENTRAL. | | | | | | | | | | |
| Ohio. | | | | | | | | | | |
| White farmers, total..... | 3,084,992,339 | 1,895,787,443 | 2,008,056,504 | 1,281,029,174 | 644,252,983 | 367,129,357 | 146,148,088 | 51,061,393 | 286,534,784 | 196,567,519 |
| Owners..... | 1,841,805,135 | 1,212,597,010 | 1,142,219,120 | 788,752,728 | 425,861,803 | 258,131,856 | 93,461,670 | 34,605,053 | 180,262,542 | 133,108,279 |
| Managers..... | 97,860,349 | 52,659,573 | 64,324,169 | 36,633,079 | 21,849,817 | 10,986,941 | 3,516,576 | 1,198,683 | 7,069,787 | 3,830,870 |
| Tenants..... | 1,145,326,855 | 630,529,854 | 801,013,215 | 455,643,367 | 196,541,343 | 100,000,560 | 49,169,842 | 15,257,657 | 98,202,455 | 59,628,370 |
| Colored farmers, total..... | 10,673,997 | 6,907,146 | 7,056,495 | 4,855,638 | 2,089,987 | 1,128,237 | 427,181 | 148,678 | 1,120,334 | 764,593 |
| Owners..... | 5,000,770 | 3,504,400 | 3,040,102 | 2,264,134 | 1,133,022 | 700,612 | 217,753 | 93,540 | 609,899 | 446,164 |
| Managers..... | 851,182 | 366,007 | 557,810 | 245,140 | 179,550 | 60,540 | 39,765 | 3,720 | 74,057 | 56,607 |
| Tenants..... | 4,822,039 | 3,036,739 | 3,458,583 | 2,356,314 | 757,415 | 367,185 | 169,663 | 51,418 | 436,378 | 261,822 |
| Indiana. | | | | | | | | | | |
| White farmers, total..... | 3,037,485,093 | 1,805,312,131 | 2,198,942,016 | 1,325,245,358 | 450,445,927 | 265,626,091 | 127,272,631 | 40,934,436 | 260,824,519 | 173,506,246 |
| Owners..... | 1,746,939,544 | 1,136,135,608 | 1,213,305,413 | 803,041,066 | 292,647,155 | 188,292,683 | 79,712,881 | 27,779,370 | 161,274,065 | 117,022,493 |
| Managers..... | 74,221,537 | 42,493,445 | 54,335,613 | 32,437,669 | 10,909,603 | 5,158,122 | 2,324,051 | 760,996 | 6,652,210 | 4,136,658 |
| Tenants..... | 1,216,324,012 | 626,683,078 | 931,300,990 | 489,766,623 | 146,889,109 | 72,176,286 | 45,235,699 | 12,394,064 | 92,898,214 | 52,347,105 |
| Colored farmers, total..... | 4,826,154 | 3,823,107 | 3,624,320 | 2,951,187 | 831,710 | 452,960 | 130,455 | 85,105 | 439,669 | 303,855 |
| Owners..... | 2,136,288 | 2,047,141 | 1,474,565 | 1,537,347 | 358,946 | 269,825 | 62,305 | 30,022 | 241,073 | 260,947 |
| Managers..... | 292,836 | 238,553 | 227,340 | 181,505 | 36,800 | 39,820 | 11,300 | 1,865 | 17,446 | 15,303 |
| Tenants..... | 2,396,980 | 1,537,413 | 1,922,415 | 1,232,335 | 236,565 | 143,315 | 56,850 | 24,218 | 181,150 | 137,545 |
| Illinois. | | | | | | | | | | |
| White farmers, total..... | 6,659,697,065 | 3,893,523,405 | 5,244,998,200 | 3,085,093,580 | 746,911,491 | 431,768,198 | 222,402,367 | 73,590,331 | 445,385,007 | 308,131,296 |
| Owners..... | 3,037,357,822 | 1,980,516,101 | 2,273,876,661 | 1,501,844,713 | 415,344,125 | 261,671,744 | 113,325,122 | 41,249,404 | 234,811,914 | 175,749,240 |
| Managers..... | 178,804,620 | 71,045,528 | 139,447,281 | 56,025,287 | 22,627,081 | 8,473,426 | 4,374,302 | 1,263,302 | 12,415,875 | 5,833,513 |
| Tenants..... | 3,443,474,614 | 1,841,961,776 | 2,831,674,258 | 1,527,223,580 | 308,940,265 | 161,623,028 | 104,702,853 | 31,077,625 | 198,157,218 | 126,496,543 |
| Colored farmers, total..... | 7,070,170 | 6,797,670 | 5,296,552 | 5,317,568 | 787,323 | 673,224 | 217,288 | 133,743 | 769,057 | 673,135 |
| Owners..... | 3,058,909 | 2,908,112 | 2,067,002 | 2,061,174 | 475,198 | 414,679 | 110,288 | 71,631 | 406,481 | 360,628 |
| Managers..... | 280,720 | 571,059 | 224,500 | 482,320 | 20,100 | 27,000 | 7,220 | 7,540 | 28,900 | 54,199 |
| Tenants..... | 3,730,481 | 3,318,499 | 3,005,050 | 2,774,074 | 292,025 | 231,545 | 99,730 | 54,572 | 333,676 | 268,308 |
| Michigan. | | | | | | | | | | |
| White farmers, total..... | 1,759,620,334 | 1,085,883,399 | 987,087,025 | 613,443,483 | 476,594,379 | 235,230,601 | 122,155,226 | 49,801,094 | 203,784,204 | 137,408,221 |
| Owners..... | 1,805,312,622 | 848,265,597 | 685,965,937 | 467,740,432 | 368,561,456 | 229,536,540 | 65,930,190 | 40,786,047 | 154,856,030 | 110,203,528 |
| Managers..... | 53,322,245 | 26,334,596 | 35,581,250 | 16,771,239 | 14,451,313 | 6,162,939 | 2,830,328 | 908,266 | 5,439,354 | 2,492,152 |
| Tenants..... | 395,985,607 | 211,283,206 | 235,539,838 | 128,931,702 | 93,581,610 | 49,532,122 | 23,374,699 | 8,100,781 | 43,489,820 | 24,712,541 |
| Colored farmers, total..... | 3,713,944 | 2,974,980 | 2,099,513 | 1,814,866 | 908,293 | 649,350 | 234,710 | 115,191 | 474,428 | 395,574 |
| Owners..... | 2,461,447 | 2,179,273 | 1,353,033 | 1,287,005 | 597,902 | 496,480 | 153,763 | 93,490 | 356,149 | 302,238 |
| Managers..... | 138,594 | 52,802 | 99,197 | 33,850 | 66,284 | 13,130 | 17,400 | 1,595 | 5,713 | 4,267 |
| Tenants..... | 1,063,903 | 742,845 | 646,083 | 493,960 | 241,107 | 139,720 | 63,547 | 20,100 | 112,566 | 89,069 |
| Wisconsin. | | | | | | | | | | |
| White farmers, total..... | 2,674,614,028 | 1,411,249,427 | 1,617,367,687 | 910,640,468 | 568,391,798 | 289,366,881 | 166,918,522 | 52,893,334 | 321,936,041 | 158,348,744 |
| Owners..... | 2,111,635,778 | 1,124,135,137 | 1,252,240,171 | 711,945,878 | 465,471,768 | 239,468,127 | 138,542,273 | 44,243,686 | 255,372,560 | 128,480,247 |
| Managers..... | 66,069,803 | 28,083,171 | 40,412,336 | 18,279,052 | 15,115,106 | 6,319,373 | 3,164,458 | 897,484 | 7,377,903 | 2,588,262 |
| Tenants..... | 496,908,447 | 259,031,119 | 324,706,100 | 180,416,538 | 87,804,924 | 43,582,381 | 25,211,791 | 7,751,965 | 60,185,572 | 27,280,235 |
| Colored farmers, total..... | 2,668,960 | 1,869,358 | 1,545,392 | 1,297,793 | 577,116 | 327,581 | 179,387 | 63,245 | 376,074 | 180,739 |
| Owners..... | 2,433,673 | 1,721,118 | 1,426,102 | 1,206,733 | 528,331 | 290,441 | 158,237 | 55,751 | 320,953 | 159,193 |
| Managers..... | 106,779 | 12,079 | 45,500 | 5,600 | 21,000 | 2,800 | 4,900 | 1,092 | 35,289 | 2,687 |
| Tenants..... | 128,517 | 136,161 | 73,790 | 85,560 | 27,735 | 25,340 | 7,100 | 6,402 | 19,632 | 18,859 |

TABLE 18.—VALUE OF ALL FARM PROPERTY AND OF THE SEVERAL CLASSES, BY COLOR AND TENURE, BY STATES: 1920 AND 1910—Continued.

[Figures for geographic divisions in Table 17. Value of land and buildings together in Table 20.]

| STATE AND COLOR AND TENURE. | ALL FARM PROPERTY. | | LAND. | | BUILDINGS. | | IMPLEMENTS AND MACHINERY. | | LIVE STOCK. | |
|-----------------------------|--------------------|-----------------|-----------------|-----------------|---------------|---------------|---------------------------|--------------|---------------|---------------|
| | 1920 | 1910 | 1920 | 1910 | 1920 | 1910 | 1920 | 1910 | 1920 | 1910 |
| WEST NORTH CENTRAL. | | | | | | | | | | |
| Minnesota. | | | | | | | | | | |
| White farmers, total | \$3,736,230,388 | \$1,475,524,942 | \$2,749,640,002 | \$1,018,550,643 | \$550,662,221 | \$243,187,122 | \$181,021,121 | \$52,232,127 | \$304,907,044 | \$161,505,050 |
| Owners | 2,530,609,747 | 1,082,713,358 | 1,788,482,079 | 731,157,154 | 402,570,793 | 188,695,320 | 130,330,718 | 40,279,614 | 215,226,157 | 122,581,270 |
| Managers | 58,155,402 | 24,153,101 | 40,228,510 | 16,863,176 | 10,002,139 | 4,032,835 | 2,144,474 | 709,578 | 5,780,270 | 2,487,572 |
| Tenants | 1,191,465,239 | 368,658,423 | 920,929,404 | 270,530,313 | 138,089,289 | 50,458,967 | 48,545,929 | 11,232,935 | 83,900,617 | 36,436,208 |
| Colored farmers, total | 1,189,730 | 888,795 | 688,430 | 551,384 | 177,672 | 152,277 | 66,847 | 47,038 | 256,781 | 136,096 |
| Owners | 979,739 | 636,698 | 557,335 | 397,691 | 140,847 | 109,182 | 58,156 | 33,340 | 223,401 | 96,485 |
| Managers | 7,577 | 14,116 | 2,000 | 12,440 | 2,000 | 800 | 1,000 | 275 | 2,577 | 601 |
| Tenants | 202,414 | 235,981 | 129,095 | 141,253 | 34,825 | 42,295 | 7,691 | 13,423 | 30,803 | 39,010 |
| Iowa. | | | | | | | | | | |
| White farmers, total | 8,523,312,759 | 3,744,583,913 | 6,677,866,277 | 2,801,073,364 | 922,575,413 | 455,217,451 | 309,122,421 | 95,437,450 | 613,748,648 | 392,855,648 |
| Owners | 4,543,714,016 | 2,257,063,692 | 3,447,714,783 | 1,637,013,594 | 503,043,127 | 305,066,695 | 179,025,967 | 61,368,226 | 353,930,139 | 253,015,177 |
| Managers | 140,718,205 | 51,831,112 | 110,545,702 | 39,127,022 | 15,304,049 | 5,780,703 | 3,089,670 | 1,030,532 | 11,778,784 | 5,892,855 |
| Tenants | 3,839,880,538 | 1,435,689,109 | 3,119,605,792 | 1,124,932,748 | 344,228,237 | 144,370,053 | 127,006,784 | 33,038,952 | 248,039,725 | 133,947,616 |
| Colored farmers, total | 1,558,197 | 1,276,631 | 1,154,300 | 900,365 | 176,300 | 188,220 | 49,877 | 40,498 | 177,620 | 147,548 |
| Owners | 734,702 | 621,835 | 584,550 | 393,385 | 98,700 | 120,675 | 28,742 | 23,793 | 72,710 | 84,012 |
| Managers | 54,523 | 99,094 | 48,500 | 72,200 | 2,500 | 14,000 | 800 | 2,700 | 2,723 | 10,104 |
| Tenants | 718,972 | 555,702 | 521,250 | 434,780 | 75,100 | 53,545 | 20,435 | 14,035 | 102,187 | 53,342 |
| Missouri. | | | | | | | | | | |
| White farmers, total | 3,571,957,295 | 2,038,795,640 | 2,579,804,597 | 1,435,404,619 | 466,620,496 | 268,770,429 | 137,706,398 | 50,557,774 | 387,825,804 | 284,062,818 |
| Owners | 2,406,597,321 | 1,453,650,819 | 1,734,640,306 | 993,235,101 | 346,327,500 | 207,140,306 | 100,802,127 | 37,780,059 | 284,767,339 | 215,499,353 |
| Managers | 84,465,973 | 45,005,401 | 60,529,190 | 34,447,828 | 12,873,551 | 5,080,697 | 2,135,177 | 712,467 | 8,928,055 | 4,854,460 |
| Tenants | 1,020,880,031 | 540,040,800 | 784,635,101 | 407,721,690 | 107,419,366 | 56,549,426 | 34,709,094 | 12,095,248 | 94,130,421 | 63,712,996 |
| Colored farmers, total | 19,110,790 | 14,121,848 | 14,388,674 | 10,577,770 | 2,153,933 | 1,451,568 | 554,942 | 316,220 | 2,013,241 | 1,776,290 |
| Owners | 9,933,766 | 6,887,512 | 7,224,054 | 4,709,700 | 1,227,433 | 845,738 | 336,281 | 183,200 | 1,145,948 | 1,058,514 |
| Managers | 1,461,153 | 921,594 | 1,135,345 | 739,305 | 140,750 | 94,150 | 27,245 | 7,935 | 167,813 | 80,204 |
| Tenants | 7,715,871 | 6,312,742 | 6,029,275 | 5,038,765 | 785,700 | 511,680 | 191,416 | 125,025 | 709,480 | 637,272 |
| North Dakota. | | | | | | | | | | |
| White farmers, total | 1,755,241,354 | 970,794,963 | 1,276,184,609 | 727,512,290 | 208,808,030 | 92,036,434 | 113,967,135 | 43,733,892 | 156,281,580 | 107,512,347 |
| Owners | 1,240,050,699 | 783,580,680 | 884,265,819 | 580,042,670 | 153,548,575 | 75,710,009 | 85,885,192 | 37,031,593 | 116,351,113 | 90,790,451 |
| Managers | 41,061,337 | 19,284,824 | 29,736,005 | 15,085,153 | 5,348,898 | 1,804,015 | 2,075,202 | 741,663 | 3,900,632 | 1,653,993 |
| Tenants | 474,129,318 | 167,929,459 | 362,182,785 | 132,384,461 | 49,010,567 | 14,516,410 | 26,000,741 | 5,960,679 | 36,029,835 | 15,067,909 |
| Colored farmers, total | 4,501,641 | 4,019,242 | 3,129,018 | 2,867,841 | 399,838 | 240,179 | 219,730 | 173,608 | 753,055 | 737,519 |
| Owners | 3,856,846 | 3,940,809 | 2,095,083 | 2,819,201 | 345,973 | 231,204 | 185,652 | 167,899 | 630,138 | 722,505 |
| Managers | 309,690 | 11,550 | 21,500 | 7,300 | 1,500 | 1,700 | 1,050 | 800 | 15,546 | 1,750 |
| Tenants | 605,199 | 66,883 | 412,435 | 41,340 | 52,365 | 7,275 | 33,028 | 5,004 | 107,371 | 13,264 |
| South Dakota. | | | | | | | | | | |
| White farmers, total | 2,802,380,979 | 1,143,313,772 | 2,215,845,271 | 885,534,462 | 239,622,411 | 101,274,631 | 111,581,077 | 33,308,293 | 235,332,220 | 123,196,366 |
| Owners | 1,714,124,726 | 792,162,123 | 1,326,284,927 | 603,193,174 | 157,808,216 | 73,500,059 | 72,257,726 | 24,111,836 | 157,773,857 | 91,357,204 |
| Managers | 46,068,342 | 10,582,166 | 35,093,277 | 12,590,422 | 3,709,193 | 1,201,195 | 1,287,113 | 351,541 | 6,578,750 | 2,458,938 |
| Tenants | 1,041,587,911 | 334,569,483 | 854,467,067 | 269,750,766 | 78,105,002 | 26,573,377 | 38,036,288 | 8,865,666 | 70,070,604 | 29,380,244 |
| Colored farmers, total | 21,489,233 | 22,783,208 | 15,586,452 | 17,072,289 | 1,839,547 | 1,199,425 | 827,191 | 478,060 | 3,236,043 | 4,032,814 |
| Owners | 10,571,016 | 22,073,202 | 14,149,770 | 16,651,903 | 1,076,507 | 1,164,677 | 753,384 | 400,375 | 2,092,305 | 3,796,187 |
| Managers | 165,499 | 246,091 | 82,840 | 123,450 | 15,100 | 3,620 | 10,445 | 1,920 | 57,114 | 117,091 |
| Tenants | 1,751,818 | 463,915 | 1,353,842 | 296,876 | 147,940 | 31,128 | 63,412 | 16,375 | 180,624 | 119,536 |
| Nebraska. | | | | | | | | | | |
| White farmers, total | 4,194,397,347 | 2,076,690,898 | 3,324,390,695 | 1,612,150,758 | 381,263,455 | 198,478,107 | 152,850,017 | 44,172,323 | 335,893,180 | 221,889,710 |
| Owners | 2,354,826,114 | 1,259,674,939 | 1,816,110,208 | 948,059,816 | 231,361,302 | 133,693,711 | 91,403,339 | 28,548,651 | 205,951,175 | 145,767,761 |
| Managers | 78,279,737 | 37,412,460 | 59,012,694 | 26,912,908 | 5,680,599 | 3,015,805 | 1,676,770 | 540,319 | 11,000,704 | 6,943,434 |
| Tenants | 1,761,291,496 | 779,003,493 | 1,448,367,793 | 636,578,034 | 134,221,494 | 61,769,591 | 59,769,908 | 15,083,353 | 118,932,301 | 66,178,515 |
| Colored farmers, total | 7,253,645 | 3,127,749 | 5,831,645 | 2,388,555 | 621,965 | 329,515 | 254,431 | 77,385 | 505,604 | 332,294 |
| Owners | 3,994,209 | 2,200,927 | 3,083,265 | 1,629,575 | 441,680 | 260,815 | 162,537 | 60,025 | 306,727 | 250,512 |
| Managers | 123,941 | 150,668 | 87,100 | 113,000 | 15,000 | 12,900 | 950 | 2,000 | 22,991 | 20,168 |
| Tenants | 3,140,495 | 776,154 | 2,661,280 | 645,980 | 167,385 | 53,700 | 90,944 | 14,800 | 220,886 | 61,614 |
| Kansas. | | | | | | | | | | |
| White farmers, total | 3,290,628,887 | 2,029,873,741 | 2,466,334,607 | 1,530,691,995 | 353,150,836 | 198,614,822 | 154,254,232 | 48,095,416 | 316,889,192 | 252,471,508 |
| Owners | 1,930,192,880 | 1,310,773,756 | 1,414,002,158 | 963,779,875 | 231,840,548 | 140,532,614 | 95,660,025 | 33,078,233 | 197,690,149 | 173,383,034 |
| Managers | 65,494,585 | 38,790,146 | 49,385,301 | 29,473,586 | 5,714,470 | 2,661,162 | 1,812,093 | 528,930 | 8,582,721 | 6,126,468 |
| Tenants | 1,285,941,422 | 680,309,839 | 1,002,947,148 | 537,438,534 | 115,595,818 | 55,421,046 | 56,782,114 | 14,488,253 | 110,616,322 | 72,962,006 |
| Colored farmers, total | 12,177,320 | 9,516,169 | 9,300,565 | 7,284,578 | 1,277,910 | 964,777 | 462,745 | 214,745 | 1,138,100 | 1,032,069 |
| Owners | 6,854,118 | 5,871,862 | 5,075,080 | 4,324,029 | 814,405 | 700,537 | 295,417 | 145,583 | 673,216 | 700,813 |
| Managers | 322,812 | 388,760 | 258,800 | 305,315 | 31,200 | 31,200 | 7,710 | 4,325 | 25,102 | 44,120 |
| Tenants | 4,999,390 | 3,257,547 | 3,966,685 | 2,654,334 | 432,305 | 231,240 | 159,618 | 64,837 | 437,782 | 307,136 |
| SOUTH ATLANTIC. | | | | | | | | | | |
| Delaware. | | | | | | | | | | |
| White farmers, total | 76,642,235 | 60,828,356 | 40,131,412 | 33,486,704 | 21,738,774 | 17,687,583 | 6,549,214 | 3,106,005 | 8,222,835 | 6,548,084 |
| Owners | 37,061,807 | 31,774,732 | 17,583,258 | 15,818,208 | 12,384,939 | 10,809,308 | 3,669,939 | 1,809,365 | 4,023,671 | 3,337,911 |
| Managers | 3,580,311 | 1,895,323 | 2,205,675 | 1,011,305 | 881,442 | 619,175 | 226,524 | 88,889 | 206,670 | 175,954 |
| Tenants | 35,400,117 | 27,158,301 | 20,342,479 | 16,657,191 | 8,472,393 | 6,269,080 | 2,652,751 | 1,207,811 | 3,992,494 | 3,034,219 |
| Colored farmers, total | 3,495,379 | 2,350,845 | 1,984,390 | 1,451,457 | 901,055 | 530,259 | 232,104 | 100,090 | 377,830 | 269,039 |
| Owners | 859,864 | 686,322 | 433,070 | 362,591 | 248,230 | 184,900 | 70,438 | 41,105 | 108,126 | 97,666 |
| Managers | 176,710 | 166,371 | 87,050 | 99,900 | 56,600 | 45,900 | 16,244 | 5,400 | 16,816 | 15,081 |
| Tenants | 2,458,805 | 1,498,152 | 1,464,270 | 988,966 | 596,225 | 299,399 | 145,422 | 53,495 | 252,888 | 156,292 |

TABLE 18.—VALUE OF ALL FARM PROPERTY AND OF THE SEVERAL CLASSES, BY COLOR AND TENURE, BY STATES: 1920 AND 1910—Continued.

[Figures for geographic divisions in Table 17. Value of land and buildings together in Table 20.]

| STATE AND COLOR AND TENURE. | ALL FARM PROPERTY. | | LAND. | | BUILDINGS. | | IMPLEMENTS AND MACHINERY. | | LIVE STOCK. | |
|-----------------------------|--------------------|---------------|---------------|---------------|---------------|--------------|---------------------------|--------------|--------------|--------------|
| | 1920 | 1910 | 1920 | 1910 | 1920 | 1910 | 1920 | 1910 | 1920 | 1910 |
| SOUTH ATLANTIC—Con. | | | | | | | | | | |
| Maryland. | | | | | | | | | | |
| White farmers, total..... | \$438,439,834 | \$273,915,229 | \$244,730,392 | \$156,352,922 | \$120,211,537 | \$75,114,417 | \$27,801,147 | \$11,422,701 | \$45,696,758 | \$31,025,189 |
| Owners..... | 258,284,093 | 155,188,547 | 136,480,551 | 80,918,963 | 76,999,188 | 47,966,969 | 15,204,936 | 7,467,382 | 27,239,268 | 18,835,233 |
| Managers..... | 36,958,215 | 25,274,878 | 20,467,676 | 17,207,085 | 11,721,813 | 6,089,106 | 1,718,361 | 619,888 | 3,050,365 | 1,358,749 |
| Tenants..... | 143,197,616 | 93,451,804 | 87,782,165 | 58,226,874 | 32,190,536 | 21,058,342 | 7,817,700 | 3,335,381 | 15,407,125 | 10,831,207 |
| Colored farmers, total..... | 25,198,286 | 12,251,799 | 15,173,655 | 7,098,692 | 6,481,266 | 3,171,092 | 1,168,873 | 437,070 | 2,974,425 | 1,544,945 |
| Owners..... | 9,588,896 | 4,870,716 | 5,205,220 | 2,510,680 | 2,758,177 | 1,414,093 | 575,234 | 217,515 | 1,050,265 | 737,428 |
| Managers..... | 2,641,524 | 1,298,521 | 1,626,425 | 766,830 | 810,225 | 405,720 | 99,611 | 41,206 | 205,263 | 84,765 |
| Tenants..... | 12,967,866 | 6,073,562 | 8,442,010 | 3,821,182 | 2,912,864 | 1,351,279 | 494,028 | 178,349 | 1,118,964 | 722,752 |
| District of Columbia. | | | | | | | | | | |
| White farmers, total..... | 5,632,274 | 8,382,862 | 4,022,598 | 7,127,350 | 1,321,471 | 1,014,593 | 100,087 | 91,395 | 238,138 | 149,524 |
| Owners..... | 1,757,869 | 2,283,804 | 1,151,199 | 1,944,300 | 521,350 | 387,100 | 41,097 | 18,935 | 43,753 | 32,969 |
| Managers..... | 2,431,709 | 3,372,882 | 1,643,019 | 2,922,800 | 599,131 | 310,043 | 33,915 | 61,050 | 155,644 | 78,989 |
| Tenants..... | 1,493,196 | 2,726,676 | 1,228,410 | 2,300,250 | 200,990 | 317,450 | 25,055 | 11,410 | 38,741 | 37,566 |
| Colored farmers, total..... | 245,713 | 98,671 | 133,550 | 66,600 | 99,750 | 22,800 | 4,185 | 955 | 8,225 | 3,316 |
| Owners..... | 43,800 | 51,912 | 30,300 | 31,800 | 10,000 | 16,000 | 590 | 750 | 2,410 | 2,762 |
| Managers..... | 111,205 | 8,185 | 31,200 | 6,800 | 74,500 | 1,200 | 2,500 | 50 | 3,005 | 135 |
| Tenants..... | 91,208 | 38,574 | 72,050 | 28,000 | 15,250 | 5,000 | 1,095 | 155 | 2,813 | 419 |
| Virginia. | | | | | | | | | | |
| White farmers, total..... | 1,077,230,705 | 570,316,476 | 682,763,115 | 362,105,272 | 240,679,999 | 124,728,286 | 45,381,173 | 16,263,380 | 108,406,416 | 67,219,538 |
| Owners..... | 809,252,942 | 441,729,244 | 500,984,650 | 273,977,750 | 188,523,321 | 100,804,011 | 35,903,185 | 13,067,126 | 83,836,226 | 53,880,357 |
| Managers..... | 68,337,222 | 29,386,923 | 45,004,085 | 20,075,295 | 14,782,932 | 5,048,316 | 2,249,999 | 774,883 | 5,700,200 | 2,588,422 |
| Tenants..... | 199,640,541 | 99,200,309 | 136,774,380 | 68,052,227 | 37,368,186 | 17,975,959 | 7,227,989 | 2,421,371 | 18,869,980 | 10,750,759 |
| Colored farmers, total..... | 119,325,067 | 54,748,907 | 73,591,162 | 32,553,640 | 27,400,749 | 12,670,864 | 4,770,293 | 1,852,503 | 13,503,863 | 7,671,900 |
| Owners..... | 69,203,453 | 34,774,150 | 38,711,105 | 18,860,331 | 18,374,368 | 9,199,208 | 3,185,405 | 1,323,075 | 8,932,575 | 5,385,541 |
| Managers..... | 2,070,517 | 1,481,924 | 1,666,635 | 1,031,125 | 607,414 | 290,690 | 107,763 | 28,858 | 202,705 | 122,251 |
| Tenants..... | 47,451,097 | 18,492,833 | 33,214,422 | 12,662,184 | 8,358,967 | 3,171,971 | 1,477,125 | 495,570 | 4,400,583 | 2,163,108 |
| West Virginia. | | | | | | | | | | |
| White farmers, total..... | 494,390,682 | 313,432,473 | 306,000,565 | 208,247,170 | 103,055,011 | 57,067,390 | 18,328,028 | 6,979,820 | 67,007,138 | 43,138,093 |
| Owners..... | 391,880,827 | 249,700,859 | 233,898,778 | 158,914,008 | 80,239,618 | 48,341,599 | 15,402,697 | 5,980,122 | 55,339,734 | 36,464,530 |
| Managers..... | 25,495,705 | 10,242,372 | 19,140,352 | 7,580,355 | 3,687,680 | 1,513,615 | 735,474 | 101,456 | 1,032,193 | 980,946 |
| Tenants..... | 77,014,160 | 53,489,242 | 52,961,375 | 39,746,207 | 18,127,707 | 7,212,170 | 2,189,897 | 838,242 | 8,735,211 | 5,692,617 |
| Colored farmers, total..... | 2,048,935 | 1,306,067 | 1,309,199 | 828,589 | 418,691 | 247,805 | 67,030 | 31,693 | 254,015 | 197,980 |
| Owners..... | 1,177,913 | 898,957 | 691,221 | 500,762 | 205,341 | 177,499 | 42,678 | 21,895 | 178,673 | 138,801 |
| Managers..... | 237,791 | 43,303 | 182,500 | 25,700 | 41,200 | 9,995 | 5,425 | 748 | 8,066 | 6,020 |
| Tenants..... | 633,231 | 363,747 | 435,478 | 242,127 | 112,150 | 60,311 | 18,927 | 9,050 | 66,676 | 52,259 |
| North Carolina. | | | | | | | | | | |
| White farmers, total..... | 998,278,052 | 456,291,410 | 665,675,111 | 287,802,707 | 181,183,572 | 99,555,624 | 46,265,515 | 16,180,149 | 95,158,854 | 52,762,870 |
| Owners..... | 684,982,141 | 335,115,183 | 448,483,602 | 204,594,547 | 131,970,749 | 77,029,455 | 36,423,708 | 12,908,594 | 69,099,024 | 39,682,677 |
| Managers..... | 25,194,729 | 15,228,392 | 17,570,620 | 11,367,279 | 4,924,871 | 2,284,965 | 900,307 | 475,712 | 1,738,865 | 1,100,436 |
| Tenants..... | 278,101,188 | 105,947,835 | 199,620,889 | 71,840,941 | 44,287,952 | 19,341,204 | 9,936,800 | 2,795,933 | 24,255,907 | 11,969,760 |
| Colored farmers, total..... | 261,888,943 | 81,424,800 | 192,139,905 | 55,362,178 | 37,394,372 | 13,904,038 | 8,355,848 | 2,261,470 | 23,098,818 | 9,897,114 |
| Owners..... | 69,455,667 | 27,448,410 | 46,453,201 | 17,093,658 | 12,200,577 | 5,740,501 | 2,859,315 | 989,242 | 7,936,384 | 3,640,079 |
| Managers..... | 1,164,956 | 619,969 | 801,920 | 367,250 | 227,675 | 189,750 | 46,167 | 16,805 | 80,193 | 46,074 |
| Tenants..... | 191,268,421 | 53,356,421 | 144,878,604 | 37,931,340 | 24,960,120 | 7,967,787 | 5,450,366 | 1,255,333 | 15,973,241 | 6,201,961 |
| South Carolina. | | | | | | | | | | |
| White farmers, total..... | 611,327,079 | 273,774,540 | 407,092,648 | 184,728,209 | 115,977,517 | 49,160,118 | 34,247,634 | 10,740,390 | 54,009,280 | 29,145,823 |
| Owners..... | 408,059,177 | 191,927,325 | 293,504,085 | 129,304,187 | 83,286,897 | 37,236,834 | 25,545,485 | 8,168,402 | 35,722,707 | 20,167,902 |
| Managers..... | 20,129,913 | 11,730,892 | 14,209,478 | 8,004,978 | 3,322,126 | 1,700,267 | 895,090 | 460,348 | 1,703,219 | 965,209 |
| Tenants..... | 183,137,989 | 70,116,323 | 129,379,082 | 49,810,044 | 29,368,494 | 10,173,017 | 7,807,059 | 2,111,640 | 16,583,354 | 8,012,622 |
| Colored farmers, total..... | 341,737,663 | 118,358,774 | 240,084,561 | 84,046,645 | 60,349,474 | 14,953,109 | 13,814,753 | 3,368,463 | 37,508,875 | 15,985,557 |
| Owners..... | 73,818,033 | 27,340,050 | 46,487,620 | 17,542,843 | 10,311,963 | 4,569,448 | 3,920,144 | 1,100,148 | 10,082,306 | 4,128,511 |
| Managers..... | 2,523,729 | 1,072,287 | 1,726,019 | 887,300 | 484,809 | 93,585 | 91,095 | 28,654 | 221,206 | 62,739 |
| Tenants..... | 265,395,901 | 89,946,637 | 191,869,922 | 65,616,493 | 36,512,702 | 10,290,076 | 9,796,914 | 2,239,661 | 27,235,363 | 11,794,307 |
| Georgia. | | | | | | | | | | |
| White farmers, total..... | 975,982,644 | 422,667,198 | 631,406,410 | 264,497,825 | 184,138,508 | 85,822,775 | 50,491,755 | 16,388,094 | 109,975,971 | 55,959,502 |
| Owners..... | 559,801,554 | 265,746,680 | 345,088,891 | 160,527,381 | 115,372,892 | 58,553,485 | 33,880,275 | 11,420,928 | 64,859,496 | 35,238,886 |
| Managers..... | 52,714,901 | 19,304,672 | 37,074,405 | 13,235,053 | 8,401,851 | 3,600,831 | 2,170,655 | 778,371 | 4,468,050 | 1,630,417 |
| Tenants..... | 363,466,189 | 137,615,844 | 248,043,114 | 90,735,391 | 60,363,765 | 23,668,459 | 14,410,825 | 4,182,795 | 40,648,425 | 19,089,199 |
| Colored farmers, total..... | 380,702,552 | 157,879,185 | 268,038,551 | 106,855,599 | 56,715,159 | 23,028,142 | 12,881,466 | 4,569,962 | 45,067,378 | 24,435,491 |
| Owners..... | 55,855,984 | 25,679,922 | 35,171,475 | 15,958,077 | 10,314,761 | 4,582,833 | 2,740,211 | 1,019,383 | 7,623,537 | 4,119,620 |
| Managers..... | 2,072,853 | 890,916 | 1,280,395 | 590,992 | 476,605 | 161,045 | 75,707 | 26,201 | 240,056 | 106,678 |
| Tenants..... | 322,773,715 | 131,308,347 | 229,586,681 | 89,300,521 | 45,923,792 | 18,284,264 | 10,050,457 | 3,514,373 | 37,203,785 | 20,200,184 |
| Florida. | | | | | | | | | | |
| White farmers, total..... | 307,857,223 | 127,772,555 | 214,869,755 | 84,440,348 | 49,018,271 | 21,790,073 | 12,667,143 | 3,843,476 | 31,302,054 | 17,698,658 |
| Owners..... | 225,517,543 | 101,391,671 | 149,731,500 | 65,223,300 | 39,787,132 | 17,523,657 | 10,250,440 | 3,186,884 | 25,748,476 | 15,457,820 |
| Managers..... | 67,895,563 | 16,648,913 | 48,848,976 | 12,969,876 | 5,399,584 | 2,705,265 | 1,462,460 | 359,749 | 2,247,548 | 615,523 |
| Tenants..... | 24,441,107 | 9,733,971 | 16,289,279 | 6,247,172 | 3,831,555 | 1,561,151 | 954,243 | 299,843 | 3,300,030 | 1,625,805 |
| Colored farmers, total..... | 22,444,404 | 15,410,628 | 13,554,985 | 9,297,717 | 4,006,393 | 2,617,851 | 884,630 | 302,531 | 3,998,486 | 2,892,529 |
| Owners..... | 11,636,445 | 8,779,685 | 6,710,615 | 5,095,749 | 2,317,423 | 1,691,061 | 485,328 | 166,043 | 2,123,159 | 1,634,782 |
| Managers..... | 1,129,655 | 788,444 | 790,920 | 639,165 | 219,500 | 96,725 | 50,715 | 15,406 | 68,740 | 34,148 |
| Tenants..... | 9,678,084 | 5,842,599 | 6,053,550 | 3,562,808 | 1,469,365 | 827,065 | 348,882 | 229,082 | 1,800,587 | 1,223,649 |

TABLE 18.—VALUE OF ALL FARM PROPERTY AND OF THE SEVERAL CLASSES, BY COLOR AND TENURE, BY STATES: 1920 AND 1910—Continued.

[Figures for geographic divisions in Table 17. Value of land and buildings together in Table 20.]

| STATE AND COLOR AND TENURE. | ALL FARM PROPERTY. | | LAND. | | BUILDINGS. | | IMPLEMENTS AND MACHINERY. | | LIVE STOCK. | |
|-----------------------------|--------------------|---------------|-----------------|---------------|---------------|---------------|---------------------------|--------------|---------------|---------------|
| | 1920 | 1910 | 1920 | 1910 | 1920 | 1910 | 1920 | 1910 | 1920 | 1910 |
| EAST SOUTH CENTRAL. | | | | | | | | | | |
| Kentucky. | | | | | | | | | | |
| White farmers, total | \$1,471,386,618 | \$755,526,390 | \$1,021,155,466 | \$472,225,751 | \$247,931,292 | \$148,201,713 | \$47,378,364 | \$20,430,937 | \$154,921,498 | \$114,667,989 |
| Owners | 1,079,335,762 | 562,662,524 | 735,437,534 | 341,365,771 | 189,162,934 | 116,318,304 | 36,637,696 | 16,020,230 | 118,097,598 | 88,968,169 |
| Managers | 30,806,325 | 19,569,231 | 22,182,803 | 12,476,022 | 4,940,079 | 3,983,045 | 717,707 | 672,888 | 3,055,688 | 2,537,276 |
| Tenants | 361,154,531 | 173,294,635 | 263,535,129 | 118,383,958 | 53,828,381 | 27,900,304 | 10,022,871 | 3,837,819 | 33,768,200 | 23,172,554 |
| Colored farmers, total | 40,514,459 | 18,271,490 | 29,597,214 | 12,238,866 | 6,474,964 | 2,793,042 | 976,493 | 420,909 | 3,485,788 | 2,818,673 |
| Owners | 18,854,264 | 8,908,927 | 12,968,197 | 5,532,834 | 3,423,100 | 1,621,284 | 529,638 | 264,060 | 1,933,329 | 1,490,009 |
| Managers | 772,755 | 752,178 | 526,569 | 287,660 | 157,987 | 89,795 | 24,497 | 7,737 | 63,712 | 366,986 |
| Tenants | 20,887,440 | 8,610,385 | 16,102,468 | 6,418,322 | 2,893,877 | 1,081,963 | 422,358 | 149,112 | 1,488,747 | 960,988 |
| Tennessee. | | | | | | | | | | |
| White farmers, total | 1,142,534,405 | 558,434,606 | 732,971,907 | 336,171,390 | 201,579,742 | 102,158,631 | 49,227,039 | 19,470,933 | 158,755,717 | 100,633,652 |
| Owners | 813,730,477 | 410,275,459 | 509,008,086 | 239,598,635 | 151,773,455 | 80,689,237 | 37,518,752 | 15,004,222 | 115,430,184 | 75,083,306 |
| Managers | 19,422,168 | 11,077,418 | 12,887,819 | 8,322,015 | 3,801,279 | 1,866,298 | 596,901 | 273,330 | 2,136,162 | 1,216,776 |
| Tenants | 309,381,770 | 130,481,729 | 211,076,002 | 88,260,740 | 46,005,011 | 19,703,096 | 11,111,386 | 4,193,881 | 41,189,371 | 24,334,512 |
| Colored farmers, total | 109,430,180 | 54,086,230 | 74,810,389 | 35,244,393 | 15,017,856 | 6,948,173 | 4,235,517 | 1,821,238 | 14,799,418 | 10,072,426 |
| Owners | 32,109,400 | 16,411,350 | 19,769,848 | 9,531,041 | 5,507,497 | 2,648,739 | 1,546,628 | 600,907 | 5,373,427 | 3,531,663 |
| Managers | 908,882 | 904,808 | 689,670 | 636,935 | 112,030 | 117,570 | 28,550 | 12,369 | 138,632 | 87,994 |
| Tenants | 76,201,898 | 36,770,012 | 54,360,871 | 25,026,417 | 9,998,329 | 4,181,864 | 2,660,339 | 1,108,962 | 9,292,359 | 6,452,769 |
| Alabama. | | | | | | | | | | |
| White farmers, total | 539,956,015 | 272,767,681 | 323,564,185 | 157,619,496 | 103,188,768 | 56,715,368 | 28,156,938 | 12,957,495 | 85,046,134 | 45,475,322 |
| Owners | 356,502,632 | 190,446,505 | 207,134,872 | 106,940,793 | 72,309,584 | 42,645,935 | 20,546,337 | 9,819,499 | 56,461,839 | 31,040,213 |
| Managers | 16,542,952 | 7,715,519 | 11,903,651 | 5,314,755 | 2,138,760 | 1,236,179 | 624,397 | 325,280 | 1,881,144 | 938,208 |
| Tenants | 166,910,431 | 74,605,657 | 104,475,662 | 45,363,913 | 28,745,414 | 12,833,191 | 6,986,204 | 2,812,712 | 26,709,151 | 13,595,841 |
| Colored farmers, total | 150,892,705 | 97,370,748 | 92,199,677 | 59,324,679 | 24,705,135 | 14,594,048 | 6,209,279 | 3,332,509 | 27,778,614 | 20,119,512 |
| Owners | 37,632,256 | 22,506,427 | 22,043,463 | 13,307,506 | 6,981,217 | 3,977,066 | 1,754,450 | 936,602 | 6,373,126 | 4,284,363 |
| Managers | 1,260,330 | 514,063 | 845,287 | 254,504 | 208,018 | 100,165 | 40,180 | 15,767 | 166,295 | 83,877 |
| Tenants | 111,980,069 | 74,350,258 | 69,310,927 | 45,762,609 | 17,515,300 | 10,456,887 | 4,414,049 | 2,380,190 | 20,739,193 | 15,751,572 |
| Mississippi. | | | | | | | | | | |
| White farmers, total | 497,529,775 | 238,763,608 | 298,108,035 | 133,608,805 | 89,187,212 | 52,028,927 | 26,506,774 | 11,303,017 | 83,727,754 | 41,812,859 |
| Owners | 348,084,084 | 177,017,166 | 199,188,332 | 95,468,154 | 67,582,163 | 41,888,355 | 20,138,030 | 8,870,339 | 61,174,669 | 30,784,318 |
| Managers | 38,310,306 | 14,016,117 | 28,080,119 | 10,015,017 | 4,239,683 | 1,812,030 | 1,757,655 | 689,873 | 4,241,878 | 1,468,307 |
| Tenants | 111,126,385 | 47,721,325 | 70,839,584 | 28,125,634 | 17,365,406 | 8,328,542 | 4,610,189 | 1,737,005 | 18,311,206 | 9,530,144 |
| Colored farmers, total | 467,222,080 | 187,561,026 | 343,734,359 | 120,393,494 | 58,867,172 | 28,131,073 | 13,374,432 | 5,602,995 | 51,246,057 | 33,434,174 |
| Owners | 72,038,456 | 44,417,423 | 44,957,657 | 26,451,191 | 11,793,728 | 7,866,573 | 3,459,534 | 1,868,756 | 11,827,487 | 8,230,903 |
| Managers | 2,583,018 | 1,102,150 | 1,711,670 | 752,606 | 401,440 | 222,976 | 130,346 | 84,154 | 84,154 | 84,154 |
| Tenants | 392,600,606 | 142,041,453 | 297,065,032 | 93,189,687 | 46,672,004 | 20,041,525 | 9,784,552 | 3,691,124 | 39,079,018 | 25,119,117 |
| WEST SOUTH CENTRAL. | | | | | | | | | | |
| Arkansas. | | | | | | | | | | |
| White farmers, total | 712,090,762 | 312,931,573 | 453,235,261 | 188,068,595 | 117,417,796 | 52,085,109 | 37,126,771 | 14,075,041 | 104,310,934 | 58,702,828 |
| Owners | 459,978,971 | 212,972,043 | 278,304,146 | 122,092,206 | 83,450,213 | 39,095,889 | 25,904,055 | 10,326,004 | 72,320,557 | 41,453,844 |
| Managers | 27,767,282 | 11,811,473 | 21,493,331 | 9,075,999 | 2,736,590 | 1,125,749 | 1,318,398 | 553,011 | 2,308,063 | 1,056,714 |
| Tenants | 224,344,509 | 88,147,457 | 153,527,784 | 56,000,300 | 31,230,993 | 11,863,771 | 9,904,318 | 3,196,026 | 29,681,414 | 10,187,270 |
| Colored farmers, total | 212,304,721 | 87,157,730 | 155,578,179 | 57,952,855 | 27,919,430 | 11,060,254 | 6,305,466 | 2,789,157 | 23,541,646 | 15,355,464 |
| Owners | 56,352,848 | 27,139,889 | 37,190,715 | 16,717,427 | 8,401,823 | 3,978,788 | 2,381,205 | 1,136,883 | 8,379,105 | 5,308,791 |
| Managers | 1,353,081 | 286,557 | 1,081,720 | 207,915 | 105,835 | 31,000 | 51,319 | 15,459 | 114,207 | 32,183 |
| Tenants | 154,598,792 | 59,731,284 | 116,265,744 | 41,027,513 | 19,411,772 | 7,052,466 | 3,872,942 | 1,636,815 | 15,048,334 | 10,014,490 |
| Louisiana. | | | | | | | | | | |
| White farmers, total | 457,911,766 | 244,687,247 | 295,776,756 | 151,600,372 | 70,588,769 | 41,010,420 | 28,003,936 | 17,292,480 | 63,542,245 | 34,793,975 |
| Owners | 299,440,327 | 154,901,321 | 186,404,067 | 92,058,898 | 49,859,627 | 28,383,068 | 18,685,419 | 9,751,096 | 44,400,314 | 23,808,259 |
| Managers | 52,336,807 | 37,990,657 | 36,647,987 | 23,689,102 | 6,409,969 | 5,609,121 | 4,670,000 | 5,250,609 | 4,608,845 | 3,441,825 |
| Tenants | 106,134,572 | 51,805,269 | 72,633,802 | 34,952,372 | 14,319,173 | 7,018,231 | 4,648,511 | 2,290,776 | 14,533,080 | 7,543,891 |
| Colored farmers, total | 131,014,973 | 56,523,741 | 87,841,466 | 36,202,905 | 19,831,862 | 8,730,753 | 4,711,074 | 1,684,573 | 19,530,631 | 9,905,510 |
| Owners | 32,323,096 | 16,494,075 | 20,320,091 | 10,001,760 | 5,145,922 | 2,777,810 | 1,379,843 | 642,054 | 5,471,290 | 3,072,451 |
| Managers | 991,558 | 689,427 | 750,524 | 516,046 | 102,736 | 88,025 | 33,500 | 20,679 | 104,742 | 64,077 |
| Tenants | 98,599,719 | 39,340,239 | 66,764,191 | 25,685,099 | 14,583,144 | 5,864,918 | 3,297,725 | 1,021,840 | 13,954,659 | 6,768,382 |
| Oklahoma. | | | | | | | | | | |
| White farmers, total | 1,566,708,361 | 869,340,810 | 1,105,078,897 | 608,094,918 | 181,002,517 | 83,360,513 | 76,712,166 | 25,451,097 | 203,914,781 | 142,434,282 |
| Owners | 870,363,408 | 478,118,900 | 592,955,895 | 333,397,812 | 267,354,722 | 122,139,142 | 48,137,128 | 15,074,889 | 119,500,643 | 77,507,057 |
| Managers | 31,957,102 | 11,978,671 | 22,853,464 | 7,478,510 | 2,919,011 | 1,133,599 | 850,671 | 244,620 | 5,333,956 | 3,121,933 |
| Tenants | 664,387,851 | 369,243,239 | 489,269,587 | 267,218,596 | 68,313,739 | 30,087,772 | 27,724,367 | 10,181,679 | 79,080,127 | 61,806,292 |
| Colored farmers, total | 93,715,183 | 58,858,072 | 66,330,467 | 40,971,750 | 11,403,413 | 6,250,043 | 3,918,381 | 1,637,769 | 12,012,922 | 8,998,510 |
| Owners | 55,434,469 | 40,590,030 | 37,539,450 | 27,523,601 | 7,770,554 | 4,801,747 | 2,653,865 | 1,400,199 | 7,470,600 | 7,104,483 |
| Managers | 1,058,783 | 183,579 | 749,858 | 117,722 | 111,912 | 18,740 | 43,357 | 3,172 | 153,661 | 43,945 |
| Tenants | 37,221,931 | 18,084,463 | 28,091,164 | 13,330,427 | 3,520,947 | 1,429,556 | 1,221,159 | 474,398 | 4,388,661 | 2,850,082 |
| Texas. | | | | | | | | | | |
| White farmers, total | 4,183,641,832 | 2,105,652,301 | 3,050,694,356 | 1,554,465,053 | 423,305,735 | 197,154,394 | 145,842,782 | 53,516,329 | 563,798,959 | 300,516,525 |
| Owners | 2,319,957,720 | 1,225,501,217 | 1,616,414,712 | 870,707,259 | 267,354,722 | 132,560,139 | 91,539,787 | 33,321,632 | 344,648,499 | 188,852,187 |
| Managers | 261,815,769 | 183,994,124 | 193,817,206 | 150,110,621 | 9,880,199 | 4,870,446 | 3,699,519 | 1,576,910 | 54,418,395 | 27,418,147 |
| Tenants | 1,601,868,353 | 696,156,960 | 1,240,462,338 | 538,578,173 | 146,070,814 | 59,714,809 | 50,603,476 | 18,617,787 | 164,731,625 | 84,246,191 |
| Colored farmers, total | 263,778,489 | 112,992,863 | 194,514,293 | 78,742,082 | 31,658,935 | 12,846,866 | 8,478,214 | 3,273,931 | 29,127,047 | 18,129,984 |
| Owners | 84,150,269 | 39,873,225 | 55,233,242 | 25,232,740 | 12,937,276 | 5,463,532 | 3,734,005 | 1,504,685 | 12,245,746 | 7,681,268 |
| Managers | 3,377,354 | 1,256,001 | 2,572,270 | 1,012,335 | 255,055 | 80,215 | 55,227 | 27,808 | 494,802 | 136,243 |
| Tenants | 176,250,866 | 71,863,637 | 136,708,781 | 52,506,007 | 18,466,604 | 7,303,119 | 4,688,982 | 1,741,438 | 16,386,499 | 10,312,473 |

TABLE 18.—VALUE OF ALL FARM PROPERTY AND OF THE SEVERAL CLASSES, BY COLOR AND TENURE, BY STATES: 1920 AND 1910—Continued.

[Figures for geographic divisions in Table 17. Value of land and buildings together in Table 20.]

| STATE AND COLOR AND TENURE. | ALL FARM PROPERTY. | | LAND. | | BUILDINGS. | | IMPLEMENTS AND MACHINERY. | | LIVE STOCK. | |
|-----------------------------|--------------------|---------------|---------------|---------------|--------------|--------------|---------------------------|--------------|---------------|--------------|
| | 1920 | 1910 | 1920 | 1910 | 1920 | 1910 | 1920 | 1910 | 1920 | 1910 |
| MOUNTAIN. | | | | | | | | | | |
| Montana. | | | | | | | | | | |
| White farmers, total..... | \$973,337,451 | \$341,516,469 | \$683,538,978 | \$222,856,773 | \$83,900,442 | \$24,627,417 | \$54,440,646 | \$10,389,789 | \$151,457,335 | \$83,642,490 |
| Owners..... | 787,829,750 | 269,979,721 | 548,887,119 | 172,470,405 | 69,606,835 | 20,082,849 | 46,137,279 | 8,806,308 | 123,198,523 | 68,620,159 |
| Managers..... | 65,167,367 | 35,536,731 | 45,094,501 | 24,889,680 | 4,545,614 | 1,846,928 | 2,081,654 | 612,947 | 12,845,608 | 8,687,176 |
| Tenants..... | 120,340,328 | 36,000,017 | 88,957,298 | 25,996,688 | 9,748,093 | 2,697,640 | 6,221,713 | 970,534 | 15,413,254 | 6,335,155 |
| Colored farmers, total..... | 12,623,867 | 6,312,301 | 8,373,287 | 3,914,529 | 954,822 | 227,211 | 563,566 | 149,864 | 2,732,182 | 2,020,697 |
| Owners..... | 11,454,860 | 6,064,227 | 7,771,250 | 3,751,569 | 749,907 | 207,036 | 515,200 | 133,144 | 2,418,443 | 1,972,478 |
| Managers..... | 244,020 | 102,410 | 100,725 | 45,360 | 115,409 | 11,050 | 4,850 | 12,000 | 17,049 | 34,010 |
| Tenants..... | 924,967 | 145,664 | 496,312 | 117,610 | 89,515 | 9,125 | 45,450 | 4,720 | 290,600 | 14,209 |
| Idaho. | | | | | | | | | | |
| White farmers, total..... | 710,441,690 | 302,553,671 | 507,180,172 | 217,896,691 | 69,290,178 | 24,942,647 | 38,166,519 | 10,356,318 | 95,804,751 | 49,358,015 |
| Owners..... | 543,436,183 | 216,346,662 | 378,080,444 | 178,584,492 | 56,689,092 | 21,415,606 | 31,461,230 | 8,921,120 | 77,222,417 | 42,455,384 |
| Managers..... | 30,090,860 | 17,222,431 | 26,216,759 | 12,584,143 | 2,904,417 | 1,043,770 | 1,219,026 | 380,068 | 6,650,658 | 3,214,450 |
| Tenants..... | 130,014,577 | 38,984,578 | 102,882,969 | 31,728,056 | 9,716,669 | 2,483,211 | 5,483,263 | 1,056,130 | 11,931,670 | 3,685,181 |
| Colored farmers, total..... | 5,696,290 | 2,768,514 | 4,685,697 | 2,056,625 | 355,917 | 189,862 | 250,734 | 119,733 | 403,942 | 417,294 |
| Owners..... | 3,306,603 | 2,324,900 | 2,621,003 | 1,690,800 | 217,597 | 145,587 | 166,210 | 97,925 | 301,793 | 390,597 |
| Managers..... | 8,859 | 8,859 | 7,000 | 7,000 | 1,000 | 1,000 | 1,000 | 300 | 300 | 559 |
| Tenants..... | 2,389,687 | 438,605 | 2,064,694 | 865,825 | 138,320 | 24,275 | 84,524 | 21,808 | 102,149 | 26,607 |
| Wyoming. | | | | | | | | | | |
| White farmers, total..... | 332,982,612 | 166,889,911 | 209,981,172 | 88,714,541 | 23,707,993 | 8,992,786 | 11,702,201 | 3,659,359 | 87,591,246 | 65,523,275 |
| Owners..... | 251,893,183 | 122,740,497 | 154,902,101 | 64,063,003 | 18,670,616 | 7,019,551 | 9,501,004 | 2,938,973 | 68,759,462 | 48,728,970 |
| Managers..... | 42,280,712 | 31,083,615 | 28,266,977 | 15,978,174 | 2,224,681 | 1,198,285 | 802,816 | 446,232 | 10,980,238 | 13,460,924 |
| Tenants..... | 38,808,717 | 13,065,799 | 26,812,094 | 8,673,364 | 2,812,696 | 774,900 | 1,398,381 | 279,154 | 7,846,540 | 3,338,381 |
| Colored farmers, total..... | 1,427,978 | 299,170 | 866,322 | 193,735 | 92,638 | 14,265 | 75,748 | 8,935 | 293,270 | 82,235 |
| Owners..... | 1,005,170 | 282,444 | 642,472 | 181,285 | 64,538 | 12,715 | 48,528 | 7,955 | 249,638 | 80,459 |
| Managers..... | 8,859 | 8,859 | 7,000 | 7,000 | 1,000 | 1,000 | 1,000 | 300 | 300 | 559 |
| Tenants..... | 422,802 | 7,867 | 323,850 | 5,450 | 28,100 | 550 | 27,220 | 650 | 43,632 | 1,217 |
| Colorado. | | | | | | | | | | |
| White farmers, total..... | 1,058,154,527 | 487,204,788 | 766,829,126 | 358,897,925 | 101,671,469 | 45,595,691 | 49,320,664 | 12,754,837 | 160,383,268 | 69,956,335 |
| Owners..... | 730,704,709 | 320,320,316 | 511,990,517 | 234,455,232 | 74,055,526 | 32,801,846 | 35,797,105 | 9,385,017 | 114,861,661 | 62,588,221 |
| Managers..... | 57,268,605 | 36,480,813 | 37,099,941 | 26,370,622 | 4,816,459 | 2,959,531 | 1,700,907 | 741,493 | 13,671,208 | 6,418,167 |
| Tenants..... | 271,101,213 | 121,394,659 | 207,738,668 | 98,072,071 | 22,799,484 | 9,744,314 | 11,822,652 | 2,028,327 | 31,800,409 | 10,949,947 |
| Colored farmers, total..... | 8,640,222 | 4,267,018 | 6,893,590 | 3,924,230 | 619,475 | 100,965 | 483,845 | 36,764 | 643,312 | 205,009 |
| Owners..... | 1,950,692 | 2,980,840 | 1,428,140 | 2,813,395 | 182,925 | 48,990 | 104,065 | 16,335 | 235,662 | 102,120 |
| Managers..... | 251,239 | 17,431 | 169,200 | 13,400 | 21,000 | 100 | 10,485 | 50 | 50,554 | 3,881 |
| Tenants..... | 6,438,291 | 1,268,747 | 5,296,250 | 1,097,435 | 415,550 | 51,875 | 369,295 | 20,379 | 367,196 | 99,008 |
| New Mexico. | | | | | | | | | | |
| White farmers, total..... | 320,212,374 | 155,380,860 | 194,411,923 | 96,767,669 | 25,032,015 | 12,819,369 | 9,441,798 | 4,004,994 | 91,326,638 | 41,788,028 |
| Owners..... | 241,803,536 | 115,084,108 | 145,702,346 | 68,084,349 | 20,754,096 | 10,873,706 | 7,783,430 | 3,499,079 | 70,563,064 | 32,646,974 |
| Managers..... | 35,618,873 | 27,376,669 | 21,879,689 | 19,096,977 | 1,604,401 | 1,153,645 | 504,672 | 269,442 | 11,870,111 | 6,850,005 |
| Tenants..... | 39,789,965 | 12,919,583 | 26,829,888 | 9,806,043 | 2,612,918 | 792,018 | 1,153,696 | 236,473 | 9,198,463 | 2,254,440 |
| Colored farmers, total..... | 4,973,625 | 4,067,630 | 1,929,127 | 2,038,528 | 441,147 | 205,133 | 303,671 | 117,318 | 2,299,780 | 1,706,651 |
| Owners..... | 4,189,875 | 3,820,902 | 1,495,689 | 1,851,337 | 410,452 | 192,933 | 247,862 | 108,945 | 2,029,878 | 1,607,757 |
| Managers..... | 15,312 | 112,474 | 8,790 | 88,750 | 3,000 | 4,400 | 1,780 | 1,002 | 17,588 | 7,588 |
| Tenants..... | 768,438 | 134,254 | 423,604 | 98,441 | 21,696 | 7,900 | 54,149 | 6,887 | 268,900 | 21,326 |
| Arizona. | | | | | | | | | | |
| White farmers, total..... | 229,055,446 | 69,716,204 | 153,348,539 | 40,164,186 | 15,555,094 | 4,802,115 | 8,643,569 | 1,681,472 | 51,508,244 | 23,068,431 |
| Owners..... | 142,112,010 | 49,453,207 | 92,810,063 | 27,174,054 | 11,030,307 | 3,064,908 | 6,123,371 | 1,331,105 | 32,147,349 | 16,982,150 |
| Managers..... | 45,586,810 | 8,898,273 | 28,142,647 | 5,446,382 | 2,587,782 | 318,362 | 1,201,100 | 149,934 | 13,655,875 | 2,083,595 |
| Tenants..... | 41,356,626 | 11,364,724 | 32,395,609 | 7,542,850 | 1,937,005 | 618,845 | 1,310,092 | 200,343 | 5,705,020 | 3,102,686 |
| Colored farmers, total..... | 4,537,543 | 5,407,766 | 3,214,067 | 2,185,551 | 207,621 | 133,458 | 177,698 | 106,318 | 938,757 | 2,922,439 |
| Owners..... | 2,825,076 | 5,101,339 | 1,682,052 | 1,937,557 | 123,506 | 119,192 | 122,609 | 97,450 | 896,819 | 2,947,140 |
| Managers..... | 111,024 | 85,309 | 76,030 | 27,375 | 20,870 | 8,575 | 9,400 | 550 | 4,724 | 18,809 |
| Tenants..... | 1,001,443 | 251,118 | 1,455,985 | 220,619 | 63,245 | 5,691 | 44,999 | 8,318 | 37,214 | 16,490 |
| Utah. | | | | | | | | | | |
| White farmers, total..... | 307,147,614 | 149,315,534 | 207,861,024 | 98,407,974 | 32,514,544 | 17,990,888 | 13,363,167 | 4,430,517 | 53,408,879 | 28,436,155 |
| Owners..... | 263,638,411 | 130,768,381 | 176,513,933 | 84,526,774 | 29,155,161 | 16,401,395 | 11,967,463 | 3,960,714 | 46,001,854 | 25,873,498 |
| Managers..... | 13,611,379 | 7,692,661 | 8,832,114 | 5,839,097 | 734,689 | 460,640 | 344,825 | 176,622 | 3,699,754 | 1,220,302 |
| Tenants..... | 29,897,824 | 10,854,492 | 22,514,977 | 8,042,103 | 2,624,697 | 1,132,853 | 1,050,879 | 287,181 | 3,707,271 | 1,392,355 |
| Colored farmers, total..... | 4,127,114 | 1,479,667 | 3,136,816 | 1,074,190 | 239,374 | 72,280 | 151,620 | 37,661 | 599,304 | 285,536 |
| Owners..... | 1,460,409 | 795,599 | 858,275 | 439,610 | 96,470 | 49,975 | 67,870 | 30,236 | 437,794 | 275,778 |
| Managers..... | 254,847 | 250,700 | 155,500 | 248,000 | 15,500 | 2,000 | 5,300 | 75 | 78,547 | 700 |
| Tenants..... | 2,411,858 | 433,368 | 2,123,041 | 386,580 | 127,404 | 20,305 | 78,450 | 7,425 | 82,963 | 19,058 |
| Nevada. | | | | | | | | | | |
| White farmers, total..... | 98,935,160 | 60,001,336 | 58,794,734 | 35,041,306 | 6,825,999 | 4,294,558 | 3,581,492 | 1,551,566 | 29,732,924 | 19,113,906 |
| Owners..... | 65,586,606 | 33,236,579 | 38,315,795 | 18,710,677 | 5,046,896 | 2,772,713 | 2,751,817 | 1,092,656 | 19,472,490 | 10,660,533 |
| Managers..... | 25,710,405 | 21,725,508 | 15,698,346 | 12,785,720 | 1,101,603 | 1,119,273 | 494,141 | 314,242 | 8,416,315 | 7,500,273 |
| Tenants..... | 7,638,229 | 5,039,249 | 4,780,595 | 3,544,909 | 677,500 | 402,572 | 336,034 | 144,668 | 1,844,110 | 947,100 |
| Colored farmers, total..... | 844,516 | 398,029 | 567,504 | 235,293 | 68,976 | 38,182 | 49,435 | 24,530 | 160,601 | 100,024 |
| Owners..... | 716,921 | 369,997 | 452,054 | 211,693 | 64,476 | 36,432 | 47,305 | 23,895 | 153,086 | 97,977 |
| Managers..... | 5,848 | 3,785 | 4,900 | 3,400 | 100 | 100 | 300 | 75 | 548 | 210 |
| Tenants..... | 121,747 | 24,247 | 110,550 | 20,200 | 2,400 | 1,650 | 1,830 | 560 | 6,967 | 1,837 |

TABLE 18.—VALUE OF ALL FARM PROPERTY AND OF THE SEVERAL CLASSES, BY COLOR AND TENURE, BY STATES: 1920 AND 1910—Continued.

[Figures for geographic divisions in Table 17. Value of land and buildings together in Table 20.]

| STATE AND COLOR AND TENURE. | ALL FARM PROPERTY. | | LAND. | | BUILDINGS. | | IMPLEMENTS AND MACHINERY. | | LIVE STOCK. | |
|-----------------------------|--------------------|---------------|---------------|---------------|---------------|--------------|---------------------------|--------------|--------------|--------------|
| | 1920 | 1910 | 1920 | 1910 | 1920 | 1910 | 1920 | 1910 | 1920 | 1910 |
| PACIFIC. | | | | | | | | | | |
| Washington. | | | | | | | | | | |
| White farmers, total..... | \$1,042,765,610 | \$627,864,255 | \$786,144,835 | \$509,083,987 | \$121,656,856 | \$54,073,994 | \$54,020,215 | \$16,549,230 | \$80,943,704 | \$48,157,044 |
| Owners..... | 711,982,611 | 477,570,898 | 520,962,627 | 381,682,024 | 94,316,640 | 45,174,448 | 39,425,243 | 13,058,275 | 57,278,101 | 37,656,151 |
| Managers..... | 51,505,430 | 31,477,031 | 40,077,229 | 27,440,781 | 5,482,665 | 1,852,493 | 2,005,884 | 543,966 | 3,039,652 | 1,639,791 |
| Tenants..... | 279,277,569 | 118,816,326 | 225,104,979 | 90,961,182 | 21,857,551 | 7,047,053 | 12,589,088 | 2,946,989 | 19,725,951 | 8,861,102 |
| Colored farmers, total..... | 14,664,238 | 9,679,156 | 11,506,185 | 8,338,011 | 1,084,465 | 472,465 | 701,162 | 160,614 | 1,372,426 | 708,066 |
| Owners..... | 4,469,054 | 4,367,436 | 3,264,505 | 3,507,398 | 455,845 | 260,570 | 223,320 | 107,426 | 525,384 | 492,042 |
| Managers..... | 198,217 | 125,763 | 154,350 | 106,630 | 8,500 | 14,570 | 5,150 | 1,040 | 30,217 | 3,523 |
| Tenants..... | 9,996,967 | 5,185,957 | 8,087,330 | 4,723,983 | 620,120 | 197,325 | 472,692 | 52,148 | 816,825 | 212,501 |
| Oregon. | | | | | | | | | | |
| White farmers, total..... | 812,345,801 | 522,338,795 | 581,387,657 | 406,795,227 | 88,438,828 | 43,612,977 | 41,289,743 | 13,075,654 | 101,229,573 | 58,854,937 |
| Owners..... | 584,201,729 | 389,312,934 | 406,750,289 | 296,540,617 | 69,075,583 | 35,740,785 | 31,170,364 | 10,403,533 | 77,205,493 | 46,627,609 |
| Managers..... | 43,939,850 | 33,019,124 | 32,062,328 | 26,901,856 | 4,199,157 | 1,691,337 | 1,496,719 | 505,023 | 6,181,646 | 3,920,908 |
| Tenants..... | 184,204,222 | 100,006,737 | 142,575,040 | 83,352,754 | 15,164,088 | 6,180,855 | 8,622,660 | 2,166,798 | 17,842,434 | 8,306,330 |
| Colored farmers, total..... | 6,213,950 | 5,904,987 | 4,854,392 | 4,900,875 | 532,407 | 267,230 | 277,382 | 129,801 | 549,769 | 606,891 |
| Owners..... | 3,279,822 | 4,145,328 | 2,384,280 | 3,301,050 | 315,582 | 143,620 | 121,439 | 99,604 | 458,471 | 541,054 |
| Managers..... | 196,682 | 145,740 | 163,325 | 117,400 | 19,750 | 15,100 | 6,550 | 2,375 | 6,857 | 10,865 |
| Tenants..... | 2,737,446 | 1,613,919 | 2,306,587 | 1,422,425 | 197,075 | 108,510 | 149,343 | 28,012 | 84,441 | 54,072 |
| California. | | | | | | | | | | |
| White farmers, total..... | 3,260,849,029 | 1,579,533,633 | 2,630,063,732 | 1,286,243,224 | 283,022,521 | 131,480,287 | 130,415,398 | 35,671,259 | 217,407,378 | 128,138,863 |
| Owners..... | 2,107,992,674 | 977,192,054 | 1,671,182,063 | 779,549,191 | 212,425,222 | 98,654,362 | 93,244,735 | 24,484,245 | 131,140,654 | 74,504,256 |
| Managers..... | 478,298,504 | 255,460,653 | 404,457,040 | 214,944,422 | 29,551,586 | 13,170,193 | 12,176,070 | 4,466,339 | 32,083,808 | 22,879,609 |
| Tenants..... | 674,557,851 | 346,880,926 | 554,334,629 | 291,749,611 | 41,045,713 | 19,655,732 | 24,994,508 | 6,720,675 | 54,182,016 | 28,754,908 |
| Colored farmers, total..... | 170,172,832 | 35,160,951 | 153,051,245 | 30,952,224 | 7,733,611 | 1,925,753 | 5,653,592 | 821,899 | 3,734,084 | 1,461,075 |
| Owners..... | 19,113,874 | 4,885,014 | 15,870,128 | 3,821,357 | 1,446,903 | 422,920 | 741,943 | 186,240 | 1,054,805 | 455,097 |
| Managers..... | 8,433,101 | 1,493,166 | 7,572,100 | 1,258,850 | 421,710 | 170,950 | 332,505 | 31,600 | 106,696 | 31,766 |
| Tenants..... | 142,625,857 | 28,782,171 | 129,609,017 | 25,872,017 | 5,864,998 | 1,331,883 | 4,579,354 | 604,059 | 2,572,583 | 974,212 |

TABLE 19.—VALUE OF LAND AND BUILDINGS, WITH AVERAGE PER FARM AND PER ACRE, AND PER CENT DISTRIBUTION OF THE VALUE OF ALL CLASSES OF FARM PROPERTY, BY COLOR AND TENURE, BY DIVISIONS: 1920 AND 1910.

[Figures for states (showing owners, managers, and tenants only) in Table 20.]

| DIVISION AND COLOR AND TENURE. | VALUE OF LAND AND BUILDINGS. | | | | | | PER CENT DISTRIBUTION. | | | | | | | | | | | |
|--------------------------------|------------------------------|------------------|-------------------|---------|-------------------|---------|------------------------|-------|---------------------|-------|-------------|-------|------------|-------|---------------------------|-------|------------|-------|
| | Amount. | | Average per farm. | | Average per acre. | | All farm property. | | Land and buildings. | | Land alone. | | Buildings. | | Implements and machinery. | | Livestock. | |
| | 1920 | 1910 | 1920 | 1910 | 1920 | 1910 | 1920 | 1910 | 1920 | 1910 | 1920 | 1910 | 1920 | 1910 | 1920 | 1910 | 1920 | 1910 |
| UNITED STATES. | | | | | | | | | | | | | | | | | | |
| White farmers, total..... | \$63,786,058,855 | \$33,764,392,187 | \$11,601 | \$6,206 | \$70.02 | \$40.57 | 100.0 | 100.0 | 100.0 | 100.0 | 100.0 | 100.0 | 100.0 | 100.0 | 100.0 | 100.0 | 100.0 | 100.0 |
| Owners..... | 39,215,462,823 | 22,020,188,824 | 10,622 | 5,939 | 63.24 | 38.00 | 62.5 | 65.0 | 61.5 | 65.2 | 69.7 | 63.5 | 69.9 | 73.0 | 69.1 | 72.1 | 67.5 | 70.4 |
| Owning entire farm..... | 30,176,281,465 | 17,032,045,135 | 9,507 | 5,391 | 67.47 | 37.94 | 48.3 | 51.9 | 47.3 | 50.4 | 44.8 | 47.9 | 53.0 | 62.0 | 55.2 | 58.6 | 53.0 | 55.8 |
| Hiring additional land..... | 9,039,181,358 | 4,988,143,689 | 17,458 | 9,096 | 52.30 | 38.22 | 14.2 | 14.7 | 14.2 | 14.8 | 14.9 | 15.6 | 10.9 | 11.1 | 13.9 | 13.5 | 14.5 | 14.8 |
| Managers..... | 2,629,284,676 | 1,440,643,081 | 39,703 | 25,471 | 49.00 | 27.03 | 4.1 | 4.2 | 4.1 | 4.3 | 4.1 | 4.4 | 4.1 | 3.8 | 2.9 | 3.5 | 4.7 | 4.2 |
| Tenants..... | 21,941,311,356 | 10,303,560,282 | 12,607 | 6,146 | 92.50 | 51.63 | 33.4 | 29.7 | 34.4 | 30.5 | 36.2 | 32.2 | 26.0 | 23.1 | 28.0 | 24.5 | 27.8 | 25.4 |
| Share and share-cash..... | 15,553,535,753 | 6,380,004,373 | 12,120 | 5,785 | 93.40 | 51.36 | 23.6 | 19.0 | 24.4 | 19.6 | 25.7 | 20.7 | 18.0 | 14.4 | 19.7 | 15.6 | 18.7 | 15.0 |
| Cash and unspecified..... | 6,387,725,603 | 3,923,555,909 | 13,977 | 6,913 | 90.16 | 52.25 | 9.8 | 10.7 | 10.0 | 11.0 | 10.4 | 11.6 | 8.1 | 8.8 | 8.4 | 8.9 | 9.1 | 9.5 |
| Colored farmers, total..... | 2,529,943,747 | 1,036,733,510 | 2,683 | 1,126 | 56.29 | 22.23 | 100.0 | 100.0 | 100.0 | 100.0 | 100.0 | 100.0 | 100.0 | 100.0 | 100.0 | 100.0 | 100.0 | 100.0 |
| Owners..... | 648,760,084 | 346,745,454 | 2,782 | 1,437 | 38.84 | 18.18 | 27.0 | 34.5 | 25.6 | 33.4 | 24.2 | 32.2 | 33.2 | 39.3 | 35.4 | 42.0 | 34.4 | 38.3 |
| Owning entire farm..... | 534,439,299 | 278,598,881 | 2,778 | 1,423 | 38.16 | 17.45 | 22.3 | 27.8 | 21.1 | 28.9 | 19.8 | 25.8 | 28.1 | 32.2 | 29.9 | 34.4 | 28.6 | 31.5 |
| Hiring additional land..... | 114,320,785 | 68,151,573 | 2,801 | 1,501 | 42.36 | 21.88 | 4.7 | 6.6 | 4.5 | 6.6 | 4.4 | 6.5 | 5.1 | 7.1 | 5.5 | 7.6 | 5.8 | 6.8 |
| Managers..... | 35,931,789 | 16,315,911 | 16,142 | 10,567 | 75.54 | 38.31 | 1.4 | 1.5 | 1.4 | 1.6 | 1.4 | 1.5 | 1.6 | 1.8 | 1.5 | 1.2 | 1.1 | 1.0 |
| Tenants..... | 1,845,251,874 | 673,672,145 | 2,683 | 993 | 66.46 | 24.83 | 71.6 | 64.1 | 72.9 | 65.0 | 74.4 | 66.2 | 65.2 | 59.0 | 63.1 | 56.8 | 64.0 | 60.8 |
| Share and share-cash..... | 1,386,829,870 | 373,944,277 | 2,555 | 962 | 71.51 | 26.08 | 51.1 | 34.0 | 52.8 | 38.1 | 53.9 | 36.8 | 34.2 | 32.5 | 39.7 | 34.9 | 41.2 | 29.1 |
| Cash and unspecified..... | 508,422,004 | 299,727,868 | 2,690 | 1,034 | 66.05 | 22.85 | 20.6 | 29.4 | 20.1 | 28.9 | 20.5 | 29.4 | 17.8 | 20.5 | 23.4 | 31.9 | 23.4 | 31.7 |
| GEOGRAPHIC DIVISIONS. | | | | | | | | | | | | | | | | | | |
| NEW ENGLAND. | | | | | | | | | | | | | | | | | | |
| White farmers, total..... | 916,313,274 | 717,679,060 | 5,863 | 3,808 | 54.00 | 36.43 | 100.0 | 100.0 | 100.0 | 100.0 | 100.0 | 100.0 | 100.0 | 100.0 | 100.0 | 100.0 | 100.0 | 100.0 |
| Owners..... | 732,311,285 | 579,415,085 | 5,233 | 3,446 | 49.84 | 33.93 | 81.0 | 81.6 | 79.9 | 80.7 | 78.7 | 79.1 | 81.3 | 82.6 | 86.3 | 86.5 | 83.9 | 85.0 |
| Owning entire farm..... | 682,037,624 | 546,975,888 | 5,104 | 3,371 | 49.20 | 33.67 | 75.4 | 77.0 | 74.4 | 76.2 | 73.1 | 74.1 | 76.0 | 78.6 | 80.3 | 82.2 | 77.9 | 80.2 |
| Hiring additional land..... | 50,273,661 | 32,439,197 | 7,960 | 5,540 | 60.44 | 38.87 | 5.6 | 4.5 | 5.5 | 4.5 | 5.7 | 5.0 | 5.2 | 4.0 | 5.9 | 4.3 | 6.0 | 4.8 |
| Managers..... | 114,885,476 | 81,494,826 | 24,015 | 15,204 | 117.66 | 75.08 | 11.4 | 10.6 | 12.5 | 11.4 | 13.1 | 12.3 | 11.9 | 10.3 | 7.3 | 7.0 | 7.1 | 6.5 |
| Tenants..... | 69,116,513 | 56,769,149 | 5,975 | 3,794 | 53.15 | 36.97 | 7.6 | 7.9 | 7.5 | 7.9 | 8.1 | 8.6 | 6.9 | 7.1 | 6.4 | 6.4 | 9.0 | 8.5 |
| Share and share-cash..... | 23,376,997 | 14,271,917 | 3,491 | 5,067 | 52.03 | 30.10 | 2.7 | 2.1 | 2.6 | 2.0 | 2.7 | 2.1 | 2.4 | 1.8 | 2.3 | 1.8 | 3.5 | 2.7 |
| Cash and unspecified..... | 45,739,516 | 42,497,232 | 5,209 | 3,500 | 53.42 | 40.04 | 5.0 | 5.8 | 5.0 | 5.9 | 5.4 | 6.5 | 4.5 | 5.3 | 4.1 | 4.6 | 5.5 | 5.8 |
| Colored farmers, total..... | 1,155,310 | 865,748 | 4,263 | 2,531 | 55.90 | 53.09 | 100.0 | 100.0 | 100.0 | 100.0 | 100.0 | 100.0 | 100.0 | 100.0 | 100.0 | 100.0 | 100.0 | 100.0 |
| Owners..... | 674,660 | 536,258 | 3,095 | 1,979 | 59.61 | 46.93 | 59.8 | 63.7 | 58.4 | 61.9 | 54.7 | 61.9 | 62.7 | 62.0 | 73.3 | 73.9 | 63.4 | 73.4 |
| Owning entire farm..... | 603,160 | 497,993 | 2,924 | 1,938 | 55.30 | 41.49 | 53.9 | 59.3 | 52.6 | 57.5 | 49.5 | 56.0 | 56.3 | 64.7 | 69.2 | 57.6 | 69.6 | |
| Hiring additional land..... | 66,500 | 38,295 | 6,060 | 2,735 | 106.17 | 163.65 | 5.9 | 4.4 | 5.8 | 4.4 | 5.2 | 6.0 | 6.4 | 2.6 | 8.6 | 4.7 | 5.7 | 3.9 |
| Managers..... | 236,900 | 168,400 | 13,161 | 8,863 | 59.15 | 81.20 | 20.2 | 18.0 | 20.5 | 19.5 | 19.2 | 17.0 | 22.0 | 22.3 | 12.4 | 9.0 | 21.1 | 10.3 |
| Tenants..... | 243,750 | 161,090 | 6,964 | 3,098 | 45.02 | 57.37 | 20.0 | 18.3 | 21.1 | 18.6 | 26.1 | 21.1 | 15.2 | 15.7 | 14.3 | 17.1 | 15.5 | 16.3 |
| Share and share-cash..... | 117,600 | 40,800 | 10,783 | 8,160 | 35.09 | 58.45 | 9.3 | 4.5 | 10.2 | 4.7 | 13.9 | 6.8 | 5.8 | 2.3 | 5.5 | 2.5 | 5.0 | 3.4 |
| Cash and unspecified..... | 126,250 | 120,290 | 4,509 | 2,559 | 63.31 | 57.01 | 10.8 | 13.8 | 10.9 | 13.9 | 12.2 | 14.3 | 9.4 | 13.4 | 8.8 | 14.6 | 10.5 | 12.9 |
| MIDDLE ATLANTIC. | | | | | | | | | | | | | | | | | | |
| White farmers, total..... | 2,994,627,569 | 2,436,301,466 | 7,068 | 5,223 | 73.97 | 56.55 | 100.0 | 100.0 | 100.0 | 100.0 | 100.0 | 100.0 | 100.0 | 100.0 | 100.0 | 100.0 | 100.0 | 100.0 |
| Owners..... | 1,984,594,516 | 1,591,201,784 | 6,085 | 4,500 | 68.51 | 52.67 | 67.5 | 66.2 | 66.3 | 65.3 | 62.8 | 62.1 | 70.6 | 70.1 | 73.2 | 71.7 | 70.3 | 69.5 |
| Owning entire farm..... | 1,802,602,591 | 1,429,113,597 | 5,935 | 4,355 | 63.74 | 52.89 | 61.3 | 59.5 | 60.2 | 58.7 | 56.4 | 54.9 | 65.0 | 64.2 | 66.7 | 65.2 | 63.9 | 62.7 |
| Hiring additional land..... | 181,991,955 | 162,088,217 | 8,120 | 6,360 | 66.24 | 60.75 | 6.2 | 6.7 | 6.1 | 6.7 | 6.4 | 7.2 | 5.7 | 5.9 | 6.5 | 6.4 | 6.4 | 6.8 |
| Managers..... | 254,648,815 | 177,279,093 | 20,083 | 19,698 | 133.10 | 103.85 | 7.6 | 6.7 | 8.5 | 7.3 | 9.0 | 7.6 | 7.9 | 6.8 | 4.6 | 4.4 | 4.9 | 3.9 |
| Tenants..... | 754,784,208 | 667,820,589 | 8,605 | 6,434 | 78.67 | 59.84 | 24.9 | 27.1 | 25.2 | 27.4 | 28.3 | 30.3 | 21.4 | 23.1 | 22.3 | 23.9 | 24.8 | 26.0 |
| Share and share-cash..... | 449,172,852 | 357,187,810 | 8,629 | 6,270 | 70.36 | 50.52 | 15.3 | 14.9 | 15.0 | 14.7 | 15.7 | 15.2 | 14.1 | 13.9 | 15.0 | 14.8 | 16.8 | 17.0 |
| Cash and unspecified..... | 305,611,356 | 310,632,779 | 8,569 | 6,634 | 95.19 | 75.96 | 9.0 | 12.2 | 10.2 | 12.8 | 12.5 | 15.2 | 7.3 | 9.2 | 7.3 | 9.0 | 8.0 | 9.0 |
| Colored farmers, total..... | 8,110,185 | 6,647,637 | 5,280 | 3,390 | 84.37 | 59.31 | 100.0 | 100.0 | 100.0 | 100.0 | 100.0 | 100.0 | 100.0 | 100.0 | 100.0 | 100.0 | 100.0 | 100.0 |
| Owners..... | 3,181,240 | 3,023,325 | 3,263 | 2,138 | 64.38 | 42.72 | 41.6 | 47.4 | 39.2 | 45.5 | 35.7 | 43.3 | 44.3 | 49.6 | 50.5 | 58.2 | 50.3 | 59.2 |
| Owning entire farm..... | 2,845,355 | 2,495,771 | 3,204 | 1,942 | 63.02 | 43.82 | 37.2 | 39.3 | 35.1 | 37.5 | 32.1 | 34.5 | 39.4 | 43.4 | 45.7 | 50.3 | 44.7 | 50.3 |
| Hiring additional land..... | 335,885 | 527,554 | 3,861 | 4,090 | 68.59 | 38.19 | 4.4 | 8.0 | 4.1 | 7.9 | 3.6 | 8.8 | 4.9 | 6.2 | 4.7 | 7.8 | 5.6 | 8.9 |
| Managers..... | 1,802,965 | 1,004,657 | 20,033 | 13,954 | 183.30 | 142.02 | 20.7 | 14.2 | 22.2 | 15.1 | 20.0 | 14.5 | 25.4 | 16.3 | 18.1 | 11.0 | 13.2 | 7.0 |
| Tenants..... | 3,125,980 | 2,619,655 | 6,637 | 5,515 | 84.76 | 76.48 | 37.8 | 38.4 | 38.5 | 39.4 | 44.2 | 42.2 | 30.3 | 34.2 | 31.4 | 30.9 | 36.5 | 32.8 |
| Share and share-cash..... | 1,619,360 | 1,028,850 | 6,583 | 4,719 | 63.62 | 49.96 | 20.0 | 15.9 | 20.0 | 15.5 | 21.7 | 15.2 | 17.4 | 16.1 | 21.6 | 16.4 | 25.0 | 18.9 |
| Cash and unspecified..... | 1,506,620 | 1,590,805 | 6,696 | 6,190 | 131.88 | 116.47 | 17.0 | 22.6 | 18.6 | 23.9 | 22.5 | 27.0 | 12.9 | 18.1 | 9.9 | 14.4 | 11.5 | 13.9 |
| EAST NORTH CENTRAL. | | | | | | | | | | | | | | | | | | |
| White farmers, total..... | 14,913,047,970 | 8,854,513,191 | 13,805 | 7,922 | 126.97 | 75.30 | 100.0 | 100.0 | 100.0 | 100.0 | 100.0 | 100.0 | 100.0 | 100.0 | 100.0 | 100.0 | 100.0 | 100.0 |
| Owners..... | 8,535,502,609 | 5,448,421,817 | 11,176 | 6,707 | 111.80 | 68.09 | 58.3 | 62.4 | 57.2 | 61.5 | 54.6 | 59.2 | 68.2 | 71.7 | 66.4 | 70.3 | 65.0 | 68.2 |
| Owning entire farm..... | 6,742,753,579 | 4,213,460,330 | 10,257 | 6,249 | 108.22 | 66.21 | 46.4 | 48.5 | 45.2 | 47.6 | 42.2 | 44.8 | 57.8 | 59.9 | 54.9 | 57.4 | 53.7 | 54.4 |
| Hiring additional land..... | 1,792,749,030 | 1,234,961,487 | 16,860 | 9,433 | 127.68 | 75.38 | 11.9 | 13.9 | 12.0 | 13.9 | 12.4 | 14.4 | 10.4 | 11.8 | 11.5 | 12.9 | 11.3 | 13.8 |
| Managers..... | 419,553,629 | 197,256,127 | 31,124 | 18,309 | 146.81 | 84.20 | 2.8 | 2.2 | 2.8 | 2.2 | 2.8 | 2.2 | 2.9 | 2.3 | 2.1 | 1.9 | 2.6 | 1.9 |
| Tenants..... | 5,957,991,732 | 3,208,835,247 | 19,658 | 10,630 | 155.75 | 91.09 | 38.9 | 35.4 | 40.0 | 36.2 | 42.6 | 38.6 | 28.9 | 26.0 | 27.8 | 32.4 | 32.4 | 20.8 |
| Share and share-cash..... | 4,525,365,957 | 2,187,413,95 | | | | | | | | | | | | | | | | |

COLOR AND TENURE OF FARMER.

TABLE 19.—VALUE OF LAND AND BUILDINGS, WITH AVERAGE PER FARM AND PER ACRE, AND PER CENT DISTRIBUTION OF THE VALUE OF ALL CLASSES OF FARM PROPERTY, BY COLOR AND TENURE, BY DIVISIONS: 1920 AND 1910—Continued.

[Figures for states (showing owners, managers, and tenants only) in Table 20.]

| DIVISION AND COLOR AND TENURE. | VALUE OF LAND AND BUILDINGS. | | | | | | PER CENT DISTRIBUTION. | | | | | | | | | | | |
|--------------------------------|------------------------------|----------------|-------------------|---------|-------------------|---------|------------------------|-------|---------------------|-------|-------------|-------|------------|-------|---------------------------|-------|------------|-------|
| | Amount. | | Average per farm. | | Average per acre. | | All farm property. | | Land and buildings. | | Land alone. | | Buildings. | | Implements and machinery. | | Livestock. | |
| | 1920 | 1910 | 1920 | 1910 | 1920 | 1910 | 1920 | 1910 | 1920 | 1910 | 1920 | 1910 | 1920 | 1910 | 1920 | 1910 | 1920 | 1910 |
| GEOG. DIVISIONS—Con. | | | | | | | | | | | | | | | | | | |
| EAST NORTH CENTRAL—Con. | | | | | | | | | | | | | | | | | | |
| Colored farmers, total..... | \$24,593,701 | \$19,478,403 | \$5,493 | \$3,407 | \$88.58 | \$57.42 | 100.0 | 100.0 | 100.0 | 100.0 | 100.0 | 100.0 | 100.0 | 100.0 | 100.0 | 100.0 | 100.0 | 100.0 |
| Owners..... | 12,454,252 | 10,537,440 | 4,038 | 2,696 | 71.98 | 49.37 | 52.1 | 55.2 | 50.6 | 54.1 | 47.7 | 51.4 | 62.2 | 67.5 | 69.5 | 67.2 | 60.8 | 62.0 |
| Owning entire farm..... | 9,569,122 | 6,992,712 | 3,712 | 2,316 | 70.78 | 46.18 | 40.3 | 37.0 | 38.9 | 35.9 | 35.7 | 33.0 | 51.5 | 50.6 | 48.9 | 49.7 | 48.0 | 42.9 |
| Hiring additional land..... | 2,885,130 | 3,544,728 | 5,702 | 3,987 | 70.20 | 57.13 | 11.8 | 18.3 | 11.7 | 18.2 | 12.0 | 18.5 | 10.7 | 16.9 | 10.7 | 17.5 | 12.8 | 19.1 |
| Managers..... | 1,478,081 | 1,091,625 | 20,818 | 14,752 | 155.90 | 95.02 | 5.9 | 5.5 | 6.0 | 5.0 | 5.9 | 5.8 | 6.5 | 4.4 | 6.8 | 3.0 | 5.1 | 5.6 |
| Tenants..... | 10,661,368 | 7,849,338 | 8,065 | 4,524 | 112.08 | 68.67 | 41.9 | 39.2 | 43.3 | 40.3 | 46.4 | 42.7 | 31.3 | 28.1 | 33.6 | 29.8 | 34.1 | 32.3 |
| Share and share-cash..... | 8,008,413 | 5,719,650 | 8,180 | 4,770 | 106.41 | 66.93 | 31.4 | 28.6 | 32.0 | 29.4 | 34.9 | 31.2 | 23.3 | 20.3 | 24.0 | 20.9 | 25.3 | 23.9 |
| Cash and unspecified..... | 2,652,955 | 2,129,682 | 7,735 | 3,973 | 133.56 | 73.81 | 10.5 | 10.6 | 10.8 | 10.9 | 11.5 | 11.6 | 8.0 | 7.8 | 9.1 | 8.9 | 8.8 | 8.4 |
| WEST NORTH CENTRAL. | | | | | | | | | | | | | | | | | | |
| White farmers, total..... | 24,412,768,920 | 11,568,497,127 | 22,396 | 10,516 | 95.56 | 50.20 | 100.0 | 100.0 | 100.0 | 100.0 | 100.0 | 100.0 | 100.0 | 100.0 | 100.0 | 100.0 | 100.0 | 100.0 |
| Owners..... | 14,508,000,491 | 7,581,431,104 | 20,541 | 10,087 | 86.71 | 46.56 | 60.1 | 60.3 | 59.4 | 65.5 | 58.3 | 64.5 | 67.1 | 72.2 | 65.1 | 71.3 | 65.2 | 71.0 |
| Owning entire farm..... | 10,144,532,141 | 5,246,559,366 | 18,814 | 9,144 | 99.88 | 48.90 | 42.1 | 46.1 | 41.6 | 45.4 | 40.2 | 43.9 | 51.0 | 54.9 | 45.9 | 50.5 | 45.7 | 50.3 |
| Hiring additional land..... | 4,363,468,350 | 2,334,871,738 | 26,114 | 13,132 | 66.37 | 42.05 | 18.1 | 20.3 | 17.9 | 20.2 | 18.1 | 20.6 | 16.1 | 17.3 | 19.2 | 20.8 | 19.5 | 20.7 |
| Managers..... | 444,064,157 | 198,070,577 | 41,532 | 23,842 | 73.33 | 39.81 | 1.8 | 1.7 | 1.8 | 1.7 | 1.8 | 1.7 | 1.9 | 1.5 | 1.2 | 1.3 | 2.4 | 2.0 |
| Tenants..... | 9,460,704,272 | 3,788,089,446 | 25,360 | 11,138 | 115.24 | 60.46 | 38.0 | 32.0 | 38.8 | 32.8 | 39.9 | 33.8 | 31.0 | 26.3 | 33.7 | 27.4 | 32.4 | 27.0 |
| Share and share-cash..... | 6,272,290,605 | 2,359,584,092 | 24,733 | 10,808 | 105.84 | 55.79 | 25.1 | 19.8 | 25.7 | 20.4 | 26.6 | 21.2 | 19.8 | 15.5 | 22.4 | 17.0 | 20.8 | 16.4 |
| Cash and unspecified..... | 3,188,407,667 | 1,429,405,354 | 26,689 | 11,557 | 139.63 | 70.17 | 12.9 | 12.1 | 13.1 | 12.4 | 13.3 | 12.6 | 11.2 | 10.8 | 11.3 | 10.4 | 11.7 | 10.6 |
| Colored farmers, total..... | 56,726,249 | 46,168,743 | 8,199 | 4,681 | 37.52 | 21.07 | 100.0 | 100.0 | 100.0 | 100.0 | 100.0 | 100.0 | 100.0 | 100.0 | 100.0 | 100.0 | 100.0 | 100.0 |
| Owners..... | 38,114,732 | 34,449,272 | 7,817 | 4,675 | 30.25 | 17.45 | 68.3 | 75.8 | 67.2 | 74.6 | 66.6 | 74.5 | 71.4 | 75.8 | 74.7 | 79.7 | 74.4 | 81.7 |
| Owning entire farm..... | 28,567,244 | 28,598,954 | 7,036 | 4,548 | 29.34 | 15.74 | 51.2 | 63.5 | 50.4 | 61.9 | 49.4 | 61.8 | 57.5 | 62.8 | 58.3 | 65.4 | 55.3 | 71.6 |
| Hiring additional land..... | 9,547,488 | 5,850,318 | 11,700 | 5,412 | 33.37 | 37.32 | 17.1 | 12.3 | 16.8 | 12.7 | 17.2 | 12.6 | 13.9 | 13.0 | 16.4 | 14.3 | 19.1 | 10.1 |
| Managers..... | 1,842,035 | 1,535,280 | 21,929 | 20,201 | 79.53 | 52.05 | 3.2 | 3.3 | 3.2 | 3.3 | 3.3 | 3.3 | 3.1 | 3.6 | 2.0 | 1.5 | 3.5 | 3.3 |
| Tenants..... | 16,769,482 | 10,184,191 | 8,560 | 4,210 | 73.25 | 54.00 | 28.4 | 20.9 | 29.6 | 22.1 | 30.1 | 22.2 | 25.5 | 20.6 | 23.3 | 18.8 | 22.1 | 15.0 |
| Share and share-cash..... | 12,583,730 | 6,676,139 | 8,843 | 4,258 | 82.27 | 54.16 | 21.0 | 13.6 | 22.2 | 14.5 | 22.0 | 14.6 | 19.1 | 12.8 | 16.1 | 11.5 | 14.4 | 9.0 |
| Cash and unspecified..... | 4,185,752 | 3,508,052 | 7,809 | 4,122 | 55.09 | 53.96 | 7.4 | 7.3 | 7.4 | 7.6 | 7.5 | 7.6 | 6.4 | 7.8 | 7.2 | 7.3 | 7.7 | 6.0 |
| SOUTH ATLANTIC. | | | | | | | | | | | | | | | | | | |
| White farmers, total..... | 4,214,016,606 | 2,118,729,408 | 5,436 | 2,802 | 52.97 | 24.61 | 100.0 | 100.0 | 100.0 | 100.0 | 100.0 | 100.0 | 100.0 | 100.0 | 100.0 | 100.0 | 100.0 | 100.0 |
| Owners..... | 2,831,898,133 | 1,487,725,662 | 5,614 | 3,029 | 50.32 | 23.43 | 67.9 | 70.8 | 67.2 | 70.2 | 65.6 | 68.6 | 72.2 | 75.1 | 73.8 | 75.3 | 70.6 | 73.5 |
| Owning entire farm..... | 2,624,592,380 | 1,350,675,114 | 5,662 | 3,065 | 50.14 | 23.28 | 62.3 | 64.2 | 62.3 | 63.7 | 60.6 | 61.9 | 67.5 | 69.2 | 68.9 | 69.0 | 65.1 | 66.4 |
| Hiring additional land..... | 207,305,753 | 137,050,548 | 5,070 | 2,711 | 52.65 | 25.13 | 5.0 | 6.5 | 4.9 | 6.5 | 5.0 | 6.6 | 4.7 | 6.0 | 4.9 | 6.3 | 5.4 | 7.1 |
| Managers..... | 261,025,722 | 119,811,609 | 29,521 | 15,810 | 61.33 | 37.22 | 5.9 | 5.3 | 6.2 | 5.7 | 6.5 | 6.0 | 5.3 | 4.7 | 4.3 | 4.4 | 4.1 | 3.1 |
| Tenants..... | 1,121,092,751 | 511,192,135 | 4,281 | 1,987 | 58.96 | 26.34 | 28.2 | 23.9 | 26.6 | 24.1 | 27.9 | 25.4 | 22.5 | 20.2 | 21.9 | 20.2 | 25.3 | 23.8 |
| Share and share-cash..... | 800,622,558 | 312,627,108 | 4,170 | 1,844 | 60.01 | 26.68 | 18.8 | 14.7 | 19.1 | 14.8 | 20.0 | 15.5 | 16.3 | 12.6 | 15.3 | 12.4 | 18.0 | 14.4 |
| Cash and unspecified..... | 314,470,193 | 198,565,027 | 4,596 | 2,264 | 54.48 | 25.84 | 7.4 | 9.2 | 7.5 | 9.4 | 7.9 | 10.0 | 6.2 | 7.0 | 6.6 | 7.0 | 7.3 | 8.6 |
| Colored farmers, total..... | 987,756,866 | 367,707,068 | 2,573 | 1,033 | 54.20 | 20.90 | 100.0 | 100.0 | 100.0 | 100.0 | 100.0 | 100.0 | 100.0 | 100.0 | 100.0 | 100.0 | 100.0 | 100.0 |
| Owners..... | 239,740,672 | 105,568,619 | 2,335 | 1,035 | 43.44 | 18.70 | 25.2 | 20.4 | 24.3 | 28.7 | 22.4 | 26.3 | 32.6 | 38.8 | 32.9 | 38.4 | 29.9 | 31.6 |
| Owning entire farm..... | 196,369,304 | 82,389,773 | 2,305 | 1,018 | 42.82 | 18.18 | 20.7 | 23.0 | 19.9 | 22.4 | 18.2 | 20.3 | 27.1 | 31.3 | 27.5 | 31.0 | 24.5 | 24.8 |
| Hiring additional land..... | 43,371,278 | 23,184,846 | 2,068 | 1,102 | 46.53 | 20.80 | 4.5 | 6.4 | 4.4 | 6.3 | 4.1 | 6.0 | 5.5 | 7.5 | 5.4 | 7.4 | 5.4 | 6.8 |
| Managers..... | 11,150,682 | 5,727,681 | 11,652 | 7,955 | 76.39 | 39.40 | 1.1 | 1.4 | 1.1 | 1.6 | 1.0 | 1.5 | 1.7 | 1.8 | 1.2 | 1.2 | 0.9 | 0.8 |
| Tenants..... | 736,865,512 | 256,410,768 | 2,030 | 1,013 | 58.66 | 21.58 | 73.7 | 69.2 | 74.6 | 69.7 | 76.6 | 72.2 | 65.8 | 59.4 | 65.9 | 60.3 | 69.3 | 67.6 |
| Share and share-cash..... | 526,977,041 | 142,672,203 | 2,061 | 1,019 | 65.61 | 24.17 | 51.9 | 37.7 | 53.4 | 38.8 | 54.9 | 40.3 | 46.5 | 32.8 | 42.0 | 26.8 | 43.9 | 33.4 |
| Cash and unspecified..... | 209,888,471 | 113,738,565 | 2,594 | 1,005 | 46.85 | 19.01 | 21.8 | 31.5 | 21.2 | 30.9 | 21.7 | 32.0 | 19.3 | 26.6 | 23.0 | 33.6 | 25.4 | 34.2 |
| EAST SOUTH CENTRAL. | | | | | | | | | | | | | | | | | | |
| White farmers, total..... | 3,017,686,597 | 1,458,730,081 | 4,054 | 2,034 | 45.18 | 21.48 | 100.0 | 100.0 | 100.0 | 100.0 | 100.0 | 100.0 | 100.0 | 100.0 | 100.0 | 100.0 | 100.0 | 100.0 |
| Owners..... | 2,181,646,950 | 1,064,815,312 | 4,533 | 2,357 | 42.50 | 20.25 | 71.1 | 73.4 | 70.6 | 73.0 | 69.5 | 71.2 | 74.9 | 78.4 | 75.9 | 77.5 | 72.8 | 74.6 |
| Owning entire farm..... | 1,925,281,721 | 934,052,103 | 4,500 | 2,379 | 41.81 | 19.09 | 64.3 | 64.3 | 63.8 | 64.0 | 62.5 | 62.0 | 68.7 | 70.3 | 69.1 | 68.3 | 65.9 | 65.0 |
| Hiring additional land..... | 206,365,229 | 130,763,209 | 4,298 | 2,214 | 51.11 | 23.09 | 6.8 | 9.1 | 6.8 | 9.0 | 7.0 | 9.2 | 6.2 | 8.1 | 6.8 | 9.2 | 6.9 | 9.7 |
| Managers..... | 90,169,108 | 45,025,301 | 29,096 | 14,806 | 62.50 | 29.48 | 2.9 | 2.9 | 3.0 | 3.1 | 3.2 | 3.3 | 2.4 | 2.5 | 2.4 | 2.9 | 2.3 | 2.0 |
| Tenants..... | 795,570,539 | 348,889,378 | 2,937 | 1,329 | 52.18 | 25.27 | 26.0 | 23.7 | 26.4 | 23.9 | 27.4 | 25.5 | 22.7 | 19.1 | 21.6 | 19.6 | 24.9 | 23.3 |
| Share and share-cash..... | 584,846,992 | 213,863,025 | 2,739 | 1,130 | 54.08 | 24.08 | 19.0 | 14.6 | 19.4 | 14.7 | 20.1 | 15.6 | 16.8 | 11.8 | 11.6 | 18.0 | 14.9 | 14.9 |
| Cash and unspecified..... | 211,023,547 | 135,026,353 | 3,701 | 1,843 | 47.55 | 25.74 | 6.9 | 9.1 | 7.0 | 9.3 | 7.3 | 9.9 | 6.0 | 7.4 | 6.4 | 8.1 | 6.8 | 8.4 |
| Colored farmers, total..... | 646,006,766 | 279,667,758 | 2,103 | 880 | 53.33 | 20.57 | 100.0 | 100.0 | 100.0 | 100.0 | 100.0 | 100.0 | 100.0 | 100.0 | 100.0 | 100.0 | 100.0 | 100.0 |
| Owners..... | 127,444,707 | 70,937,214 | 2,295 | 1,208 | 32.40 | 15.63 | 20.9 | 25.8 | 19.7 | 25.4 | 18.5 | 24.1 | 26.2 | 30.7 | 29.4 | 33.7 | 26.7 | 26.4 |
| Owning entire farm..... | 107,953,261 | 55,006,941 | 2,357 | 1,188 | 31.51 | 14.84 | 17.7 | 20.1 | 16.7 | 19.7 | 15.6 | 18.5 | 22.6 | 24.8 | 25.4 | 27.0 | 22.6 | 20.6 |
| Hiring additional land..... | 19,491,446 | 15,930,273 | 2,002 | 1,283 | 38.39 | 19.11 | 3.2 | 5.7 | 3.0 | 5.7 | 2.9 | 5.6 | 3.6 | 5.9 | 4.0 | 6.7 | 4.1 | 5.8 |
| Managers..... | 4,653,261 | 2,572,270 | 11,433 | 10,330 | 54.16 | 33.69 | 0.7 | 0.9 | 0.7 | 0.9 | 0.7 | 0.9 | 0.8 | 1.1 | 0.9 | 0.7 | 0.7 | 0.9 |
| Tenants..... | 513,908,798 | 206,168,274 | 2,045 | 774 | 63.40 | 22.66 | 78.3 | 73.3 | 79.6 | 73.7 | 80.8 | 75.0 | 72.9 | 68.2 | 69.7 | 65.6 | 72.5 | 72.7 |
| | | | | | | | | | | | | | | | | | | |

TABLE 19.—VALUE OF LAND AND BUILDINGS, WITH AVERAGE PER FARM AND PER ACRE, AND PER CENT DISTRIBUTION OF THE VALUE OF ALL CLASSES OF FARM PROPERTY, BY COLOR AND TENURE, BY DIVISIONS: 1920 AND 1910—Continued.

[Figures for states (showing owners, managers, and tenants only) in Table 20.]

| DIVISION AND COLOR AND TENURE. | VALUE OF LAND AND BUILDINGS. | | | | | | PER CENT DISTRIBUTION. | | | | | | | | | | | |
|------------------------------------|------------------------------|-----------------|-------------------|---------|-------------------|---------|------------------------|-------|---------------------|-------|-------------|-------|------------|-------|---------------------------|-------|-------------|-------|
| | Amount. | | Average per farm. | | Average per acre. | | All farm property. | | Land and buildings. | | Land alone. | | Buildings. | | Implements and machinery. | | Live stock. | |
| | 1920 | 1910 | 1920 | 1910 | 1920 | 1910 | 1920 | 1910 | 1920 | 1910 | 1920 | 1910 | 1920 | 1910 | 1920 | 1910 | 1920 | 1910 |
| GEOG. DIVISIONS—Con. | | | | | | | | | | | | | | | | | | |
| WEST SOUTH CENTRAL. | | | | | | | | | | | | | | | | | | |
| White farmers, total..... | \$5,697,100,087 | \$2,875,839,374 | \$7,455 | \$3,917 | \$35.07 | \$18.22 | 100.0 | 100.0 | 100.0 | 100.0 | 100.0 | 100.0 | 100.0 | 100.0 | 100.0 | 100.0 | 100.0 | 100.0 |
| Owners..... | 3,184,604,019 | 1,671,394,113 | 7,804 | 4,362 | 31.80 | 16.91 | 57.1 | 58.8 | 55.9 | 58.1 | 54.5 | 56.7 | 64.4 | 67.5 | 64.1 | 62.1 | 62.1 | 61.8 |
| Owning entire farm..... | 2,468,277,675 | 1,333,882,291 | 7,230 | 4,158 | 34.61 | 17.46 | 44.2 | 46.9 | 43.3 | 46.4 | 41.6 | 44.7 | 54.2 | 57.3 | 51.0 | 51.0 | 47.2 | 48.7 |
| Hiring additional land..... | 716,326,344 | 337,511,822 | 11,275 | 5,414 | 24.83 | 15.02 | 12.9 | 11.9 | 12.6 | 11.7 | 13.0 | 12.0 | 10.2 | 10.2 | 13.1 | 11.0 | 14.9 | 13.1 |
| Managers..... | 206,667,757 | 203,111,147 | 64,395 | 45,490 | 18.12 | 10.38 | 5.4 | 7.0 | 5.2 | 7.1 | 5.6 | 7.6 | 2.8 | 3.4 | 3.7 | 6.9 | 7.1 | 6.5 |
| Tenants..... | 2,215,828,311 | 1,001,334,114 | 6,247 | 2,890 | 48.24 | 25.42 | 37.5 | 34.2 | 38.9 | 34.8 | 39.9 | 35.7 | 32.8 | 29.1 | 32.3 | 31.0 | 30.8 | 31.6 |
| Share and share-cash..... | 1,886,708,444 | 758,544,453 | 6,107 | 2,728 | 56.72 | 29.12 | 31.5 | 25.0 | 33.1 | 26.4 | 34.0 | 27.0 | 27.9 | 22.2 | 27.6 | 23.5 | 23.0 | 21.8 |
| Cash and unspecified..... | 329,119,867 | 242,789,661 | 7,193 | 3,545 | 25.96 | 18.20 | 6.0 | 8.6 | 5.8 | 8.4 | 5.9 | 8.7 | 4.9 | 6.0 | 4.7 | 7.5 | 7.8 | 9.9 |
| Colored farmers, total..... | 594,087,985 | 252,757,508 | 2,562 | 1,209 | 54.11 | 22.29 | 100.0 | 100.0 | 100.0 | 100.0 | 100.0 | 100.0 | 100.0 | 100.0 | 100.0 | 100.0 | 100.0 | 100.0 |
| Owners..... | 184,545,638 | 96,486,405 | 3,108 | 1,670 | 39.90 | 17.53 | 32.5 | 39.3 | 31.1 | 38.2 | 29.9 | 37.2 | 37.7 | 43.8 | 43.3 | 47.3 | 39.9 | 43.4 |
| Owning entire farm..... | 152,902,352 | 78,953,970 | 3,074 | 1,643 | 38.82 | 17.13 | 27.1 | 32.2 | 25.7 | 31.2 | 24.5 | 30.2 | 32.4 | 36.9 | 36.7 | 39.2 | 33.7 | 35.4 |
| Hiring additional land..... | 31,643,286 | 17,532,435 | 3,278 | 1,805 | 46.09 | 19.57 | 5.5 | 7.1 | 5.3 | 6.9 | 5.3 | 7.0 | 5.4 | 6.8 | 6.7 | 8.1 | 6.2 | 8.0 |
| Managers..... | 5,720,955 | 2,071,995 | 14,113 | 8,970 | 42.15 | 16.18 | 1.0 | 0.8 | 1.0 | 0.8 | 1.0 | 0.9 | 0.6 | 0.6 | 0.8 | 0.7 | 1.0 | 0.5 |
| Tenants..... | 403,812,347 | 154,199,105 | 2,347 | 1,021 | 64.93 | 27.03 | 60.5 | 59.9 | 68.0 | 61.0 | 69.1 | 62.0 | 61.0 | 55.7 | 55.9 | 51.9 | 50.1 | 56.1 |
| Share and share-cash..... | 352,517,904 | 112,025,384 | 2,349 | 989 | 65.88 | 26.94 | 57.4 | 42.7 | 59.3 | 44.3 | 60.4 | 45.2 | 53.4 | 30.5 | 45.0 | 33.1 | 47.3 | 36.4 |
| Cash and unspecified..... | 51,294,443 | 42,173,721 | 2,330 | 1,117 | 59.11 | 27.28 | 9.1 | 17.3 | 8.6 | 16.7 | 8.7 | 16.8 | 8.2 | 16.1 | 9.9 | 13.9 | 11.8 | 19.7 |
| MOUNTAIN. | | | | | | | | | | | | | | | | | | |
| White farmers, total..... | 3,130,443,403 | 1,302,812,786 | 13,117 | 7,427 | 26.91 | 22.18 | 100.0 | 100.0 | 100.0 | 100.0 | 100.0 | 100.0 | 100.0 | 100.0 | 100.0 | 100.0 | 100.0 | 100.0 |
| Owners..... | 2,332,192,306 | 958,442,520 | 11,770 | 6,257 | 25.90 | 23.08 | 75.1 | 74.9 | 74.5 | 73.6 | 73.9 | 72.8 | 79.5 | 80.1 | 80.3 | 81.8 | 76.6 | 78.4 |
| Owning entire farm..... | 1,607,377,404 | 775,492,198 | 9,993 | 5,645 | 31.21 | 24.50 | 52.2 | 60.9 | 51.3 | 59.5 | 50.2 | 58.4 | 60.4 | 68.9 | 58.5 | 69.0 | 54.2 | 64.3 |
| Hiring additional land..... | 724,814,902 | 182,950,322 | 19,433 | 11,593 | 18.80 | 18.52 | 23.0 | 14.0 | 23.2 | 14.0 | 23.7 | 14.4 | 10.0 | 11.2 | 21.8 | 12.8 | 22.4 | 14.0 |
| Managers..... | 232,410,007 | 132,587,229 | 56,838 | 45,878 | 17.96 | 12.07 | 8.0 | 10.7 | 7.4 | 10.2 | 7.6 | 10.4 | 5.7 | 7.0 | 4.4 | 6.3 | 11.3 | 13.2 |
| Tenants..... | 565,841,030 | 211,783,037 | 15,537 | 10,940 | 42.36 | 34.00 | 16.9 | 14.4 | 18.1 | 16.3 | 18.5 | 16.7 | 14.8 | 12.9 | 15.3 | 11.9 | 12.1 | 8.4 |
| Share and share-cash..... | 400,325,568 | 128,638,366 | 16,474 | 11,834 | 55.35 | 50.59 | 11.7 | 8.4 | 12.8 | 9.9 | 13.1 | 10.2 | 10.2 | 7.5 | 11.1 | 7.2 | 7.0 | 3.7 |
| Cash and unspecified..... | 165,515,462 | 83,244,671 | 13,658 | 9,797 | 27.02 | 22.57 | 5.2 | 6.0 | 5.3 | 6.4 | 5.4 | 6.5 | 4.5 | 5.3 | 4.2 | 4.7 | 5.2 | 4.7 |
| Colored farmers, total..... | 32,744,380 | 16,584,087 | 6,011 | 2,066 | 32.83 | 21.14 | 100.0 | 100.0 | 100.0 | 100.0 | 100.0 | 100.0 | 100.0 | 100.0 | 100.0 | 100.0 | 100.0 | 100.0 |
| Owners..... | 18,806,800 | 13,090,006 | 4,325 | 1,784 | 22.24 | 18.65 | 62.8 | 67.6 | 57.6 | 62.5 | 56.9 | 62.4 | 64.3 | 84.5 | 64.2 | 85.8 | 83.3 | 96.5 |
| Owning entire farm..... | 16,353,015 | 13,390,022 | 3,837 | 1,752 | 25.33 | 18.41 | 54.3 | 65.6 | 49.0 | 60.7 | 49.1 | 60.7 | 58.7 | 81.8 | 58.5 | 84.5 | 70.9 | 96.0 |
| Hiring additional land..... | 2,453,785 | 399,984 | 20,605 | 8,223 | 11.68 | 45.19 | 8.5 | 1.4 | 7.7 | 1.8 | 7.9 | 1.8 | 5.7 | 2.8 | 6.0 | 1.4 | 12.4 | 0.5 |
| Managers..... | 697,975 | 400,500 | 25,851 | 20,932 | 20.76 | 28.81 | 2.1 | 2.2 | 2.1 | 2.8 | 1.8 | 2.8 | 5.9 | 2.8 | 1.6 | 2.5 | 1.9 | 1.0 |
| Tenants..... | 13,179,605 | 2,433,581 | 12,457 | 7,352 | 114.09 | 70.20 | 35.2 | 10.8 | 40.2 | 14.7 | 41.3 | 14.8 | 20.8 | 12.6 | 34.2 | 11.7 | 14.8 | 2.6 |
| Share and share-cash..... | 3,800,911 | 891,435 | 8,391 | 8,740 | 112.20 | 68.96 | 10.5 | 3.9 | 11.0 | 5.4 | 11.9 | 5.4 | 8.2 | 4.3 | 11.3 | 3.8 | 5.8 | 0.8 |
| Cash and unspecified..... | 9,378,694 | 1,542,146 | 15,502 | 6,734 | 114.87 | 70.94 | 24.7 | 6.9 | 28.6 | 9.3 | 29.4 | 9.4 | 21.5 | 8.3 | 23.0 | 7.0 | 9.0 | 1.7 |
| PACIFIC. | | | | | | | | | | | | | | | | | | |
| White farmers, total..... | 4,490,654,429 | 2,431,289,698 | 19,884 | 13,138 | 81.01 | 47.91 | 100.0 | 100.0 | 100.0 | 100.0 | 100.0 | 100.0 | 100.0 | 100.0 | 100.0 | 100.0 | 100.0 | 100.0 |
| Owners..... | 2,974,712,424 | 1,637,341,427 | 16,709 | 10,929 | 82.20 | 49.77 | 66.5 | 67.6 | 66.2 | 67.3 | 63.0 | 66.2 | 76.2 | 78.4 | 72.6 | 73.4 | 66.5 | 63.1 |
| Owning entire farm..... | 2,178,826,350 | 1,201,834,278 | 14,321 | 9,303 | 98.62 | 55.19 | 48.8 | 49.6 | 48.5 | 49.4 | 46.8 | 47.8 | 62.4 | 65.3 | 54.1 | 55.2 | 48.4 | 50.0 |
| Hiring additional land..... | 795,886,074 | 435,507,149 | 30,752 | 21,106 | 56.47 | 39.17 | 17.8 | 17.9 | 17.7 | 17.9 | 18.2 | 18.4 | 13.8 | 13.1 | 18.5 | 18.3 | 18.1 | 13.1 |
| Managers..... | 515,800,005 | 286,001,082 | 75,122 | 55,599 | 75.45 | 36.25 | 11.2 | 11.7 | 11.5 | 11.8 | 11.9 | 12.2 | 8.0 | 7.3 | 6.9 | 8.4 | 10.6 | 12.2 |
| Tenants..... | 1,000,082,000 | 507,947,187 | 24,424 | 16,875 | 80.61 | 50.98 | 22.2 | 20.7 | 22.3 | 20.9 | 23.1 | 21.6 | 15.8 | 14.3 | 20.5 | 18.1 | 23.0 | 19.7 |
| Share and share-cash..... | 604,869,780 | 264,073,651 | 31,177 | 20,026 | 88.92 | 53.34 | 13.1 | 10.7 | 13.5 | 10.9 | 14.1 | 11.3 | 8.3 | 6.5 | 12.9 | 10.0 | 9.4 | 8.8 |
| Cash and unspecified..... | 395,212,220 | 243,873,536 | 18,344 | 14,401 | 70.53 | 48.64 | 9.1 | 10.1 | 8.8 | 10.0 | 9.0 | 10.3 | 7.6 | 7.9 | 7.6 | 8.1 | 13.6 | 10.9 |
| Colored farmers, total..... | 178,762,305 | 46,856,558 | 21,473 | 9,701 | 247.51 | 80.90 | 100.0 | 100.0 | 100.0 | 100.0 | 100.0 | 100.0 | 100.0 | 100.0 | 100.0 | 100.0 | 100.0 | 100.0 |
| Owners..... | 23,737,338 | 11,516,915 | 11,207 | 5,440 | 83.09 | 30.20 | 14.1 | 26.4 | 13.3 | 24.6 | 12.7 | 24.2 | 23.7 | 31.0 | 16.4 | 35.3 | 36.0 | 63.6 |
| Owning entire farm..... | 19,271,896 | 10,273,775 | 10,311 | 5,063 | 74.81 | 29.34 | 11.5 | 23.6 | 10.8 | 21.9 | 10.2 | 21.6 | 20.9 | 27.9 | 13.8 | 30.3 | 32.0 | 50.0 |
| Hiring additional land..... | 4,465,442 | 1,243,140 | 17,936 | 14,127 | 159.02 | 39.74 | 2.5 | 2.8 | 2.5 | 2.7 | 2.5 | 2.6 | 2.9 | 3.1 | 2.6 | 5.0 | 4.0 | 3.6 |
| Managers..... | 8,339,935 | 1,683,500 | 50,241 | 20,784 | 300.41 | 168.50 | 4.6 | 3.5 | 4.7 | 3.6 | 4.7 | 3.4 | 4.8 | 7.5 | 5.2 | 3.1 | 2.5 | 1.7 |
| Tenants..... | 146,685,032 | 33,656,143 | 24,282 | 12,787 | 358.82 | 179.19 | 81.3 | 70.1 | 82.1 | 71.8 | 82.0 | 72.5 | 71.5 | 61.4 | 78.4 | 61.5 | 61.4 | 44.7 |
| Share and share-cash..... | 61,089,284 | 10,861,995 | 39,210 | 19,448 | 347.34 | 136.96 | 33.4 | 22.5 | 34.2 | 23.2 | 34.3 | 23.3 | 31.4 | 21.5 | 28.9 | 20.4 | 15.4 | 11.8 |
| Cash and unspecified..... | 85,595,748 | 22,804,148 | 19,093 | 10,905 | 367.50 | 209.99 | 47.9 | 47.6 | 47.9 | 48.7 | 48.3 | 49.2 | 40.0 | 39.9 | 49.5 | 41.1 | 46.0 | 33.0 |

COLOR AND TENURE OF FARMER.

TABLE 20.—VALUE OF LAND AND BUILDINGS, WITH AVERAGE PER FARM AND PER ACRE, AND PER CENT DISTRIBUTION OF THE VALUE OF ALL CLASSES OF FARM PROPERTY, BY COLOR AND TENURE, BY STATES: 1920 AND 1910.

[Figures for geographic divisions in Table 19.]

| STATE AND COLOR AND TENURE. | VALUE OF LAND AND BUILDINGS. | | | | | | PER CENT DISTRIBUTION. | | | | | | | | | | | |
|-----------------------------|------------------------------|------------------|-------------------|---------|-------------------|----------|------------------------|-------|---------------------|-------|-------------|-------|------------|-------|---------------------------|-------|-------------|-------|
| | Amount. | | Average per farm. | | Average per acre. | | All farm property. | | Land and buildings. | | Land alone. | | Buildings. | | Implements and machinery. | | Live stock. | |
| | 1920 | 1910 | 1920 | 1910 | 1920 | 1910 | 1920 | 1910 | 1920 | 1910 | 1920 | 1910 | 1920 | 1910 | 1920 | 1910 | 1920 | 1910 |
| UNITED STATES. | | | | | | | | | | | | | | | | | | |
| White farmers, total..... | \$63,786,058,855 | \$33,764,392,187 | \$11,601 | \$6,206 | \$70.02 | \$40.57 | 100.0 | 100.0 | 100.0 | 100.0 | 100.0 | 100.0 | 100.0 | 100.0 | 100.0 | 100.0 | 100.0 | 100.0 |
| Owners..... | 39,215,462,823 | 22,020,188,824 | 10,622 | 5,939 | 63.24 | 38.00 | 62.5 | 66.0 | 61.5 | 65.2 | 59.7 | 63.5 | 69.9 | 73.0 | 69.1 | 72.1 | 67.5 | 70.4 |
| Managers..... | 2,629,284,676 | 1,440,643,081 | 89,703 | 25,471 | 49.00 | 27.03 | 4.1 | 4.2 | 4.1 | 4.3 | 4.1 | 4.4 | 4.1 | 3.8 | 2.9 | 3.5 | 4.7 | 4.2 |
| Tenants..... | 21,941,311,356 | 10,303,560,282 | 12,607 | 6,146 | 92.50 | 51.68 | 33.4 | 29.7 | 34.4 | 30.5 | 36.2 | 32.2 | 26.0 | 23.1 | 28.0 | 24.5 | 27.8 | 25.4 |
| Colored farmers, total..... | 2,529,943,747 | 1,036,733,610 | 2,663 | 1,126 | 56.29 | 22.23 | 100.0 | 100.0 | 100.0 | 100.0 | 100.0 | 100.0 | 100.0 | 100.0 | 100.0 | 100.0 | 100.0 | 100.0 |
| Owners..... | 948,760,084 | 346,745,454 | 2,782 | 1,437 | 38.84 | 18.18 | 27.0 | 34.5 | 25.6 | 33.4 | 24.2 | 32.2 | 33.2 | 39.3 | 35.4 | 42.0 | 34.4 | 38.3 |
| Managers..... | 65,931,789 | 16,315,911 | 16,142 | 10,667 | 75.64 | 38.31 | 1.4 | 1.5 | 1.4 | 1.6 | 1.4 | 1.5 | 1.6 | 1.8 | 1.5 | 1.2 | 1.1 | 1.0 |
| Tenants..... | 1,845,251,874 | 673,672,145 | 2,583 | 993 | 66.46 | 24.83 | 71.6 | 64.1 | 72.9 | 65.0 | 74.4 | 66.2 | 65.2 | 59.0 | 63.1 | 56.8 | 64.6 | 60.8 |
| NEW ENGLAND. | | | | | | | | | | | | | | | | | | |
| Maine. | | | | | | | | | | | | | | | | | | |
| White farmers, total..... | 204,054,571 | 159,576,776 | 4,232 | 2,660 | 37.61 | 25.85 | 100.0 | 100.0 | 100.0 | 100.0 | 100.0 | 100.0 | 100.0 | 100.0 | 100.0 | 100.0 | 100.0 | 100.0 |
| Owners..... | 187,450,675 | 147,676,269 | 4,127 | 2,617 | 36.95 | 24.97 | 92.3 | 92.9 | 91.9 | 92.5 | 91.7 | 92.3 | 92.1 | 92.8 | 94.3 | 94.6 | 93.5 | 94.0 |
| Managers..... | 8,704,123 | 5,374,670 | 11,350 | 5,985 | 60.11 | 34.20 | 3.0 | 3.2 | 4.3 | 3.4 | 4.1 | 3.2 | 4.6 | 3.6 | 2.7 | 2.4 | 2.9 | 2.8 |
| Tenants..... | 7,839,773 | 6,525,837 | 3,912 | 2,649 | 38.00 | 29.14 | 3.7 | 3.9 | 3.8 | 4.1 | 4.2 | 4.6 | 3.4 | 3.5 | 3.0 | 2.9 | 3.6 | 3.2 |
| Colored farmers, total..... | 54,400 | 42,850 | 4,185 | 1,478 | 57.08 | 28.76 | 100.0 | 100.0 | 100.0 | 100.0 | 100.0 | 100.0 | 100.0 | 100.0 | 100.0 | 100.0 | 100.0 | 100.0 |
| Owners..... | 54,400 | 37,500 | 4,185 | 1,500 | 57.08 | 29.09 | 100.0 | 88.6 | 100.0 | 87.5 | 100.0 | 87.7 | 100.0 | 87.3 | 100.0 | 89.3 | 100.0 | 95.2 |
| Managers..... | | 900 | | 900 | | 24.32 | | 1.7 | | 2.1 | | 1.5 | | 2.6 | | 0.5 | | |
| Tenants..... | | 4,450 | | 1,483 | | 27.13 | | 9.7 | | 10.4 | | 10.7 | | 10.1 | | 10.2 | | 4.8 |
| New Hampshire. | | | | | | | | | | | | | | | | | | |
| White farmers, total..... | 82,066,470 | 85,853,261 | 4,387 | 3,175 | 34.57 | 24.43 | 100.0 | 100.0 | 100.0 | 100.0 | 100.0 | 100.0 | 100.0 | 100.0 | 100.0 | 100.0 | 100.0 | 100.0 |
| Owners..... | 75,500,477 | 74,439,558 | 4,061 | 3,041 | 32.89 | 26.00 | 84.7 | 87.1 | 83.9 | 86.7 | 84.2 | 86.5 | 83.0 | 86.9 | 88.2 | 89.9 | 86.9 | 88.8 |
| Managers..... | 9,341,273 | 6,767,633 | 17,140 | 9,938 | 60.64 | 32.24 | 9.4 | 7.5 | 10.4 | 7.9 | 10.0 | 8.0 | 10.8 | 7.7 | 6.7 | 5.6 | 6.4 | 5.6 |
| Tenants..... | 5,124,720 | 4,656,070 | 3,735 | 2,481 | 33.49 | 26.48 | 5.8 | 5.4 | 5.7 | 5.4 | 5.8 | 5.4 | 5.6 | 5.4 | 5.1 | 4.5 | 6.9 | 5.6 |
| Colored farmers, total..... | 22,400 | 62,800 | 2,100 | 4,187 | 19.92 | 67.67 | 100.0 | 100.0 | 100.0 | 100.0 | 100.0 | 100.0 | 100.0 | 100.0 | 100.0 | 100.0 | 100.0 | 100.0 |
| Owners..... | 18,200 | 12,000 | 1,517 | 1,000 | 16.24 | 21.30 | 46.5 | 19.3 | 61.9 | 19.1 | 67.1 | 20.6 | 58.8 | 17.6 | 31.3 | 30.6 | 25.4 | 21.0 |
| Managers..... | 10,000 | 10,000 | 10,000 | 10,000 | 30.77 | 5,000.00 | 45.5 | 16.3 | 34.0 | 15.9 | 27.4 | 15.7 | 37.9 | 16.1 | 18.7 | 0.8 | 60.6 | 26.4 |
| Tenants..... | 1,200 | 40,800 | 1,200 | 20,400 | 40.00 | 111.78 | 8.0 | 63.9 | 4.1 | 65.0 | 5.5 | 63.6 | 3.3 | 68.3 | | 68.0 | 13.0 | 62.6 |
| Vermont. | | | | | | | | | | | | | | | | | | |
| White farmers, total..... | 159,000,434 | 112,545,925 | 5,474 | 3,443 | 37.58 | 24.14 | 100.0 | 100.0 | 100.0 | 100.0 | 100.0 | 100.0 | 100.0 | 100.0 | 100.0 | 100.0 | 100.0 | 100.0 |
| Owners..... | 126,599,752 | 88,530,837 | 5,044 | 3,156 | 35.99 | 23.21 | 80.5 | 79.5 | 79.6 | 78.7 | 79.2 | 77.2 | 80.1 | 80.3 | 85.2 | 84.6 | 81.4 | 81.6 |
| Managers..... | 9,603,678 | 7,924,389 | 16,997 | 12,479 | 64.11 | 37.94 | 5.4 | 6.3 | 6.9 | 7.0 | 5.8 | 7.3 | 6.3 | 6.7 | 3.5 | 3.8 | 3.7 | 3.8 |
| Tenants..... | 22,797,604 | 16,090,673 | 6,741 | 4,017 | 40.44 | 25.22 | 14.2 | 14.2 | 14.3 | 14.3 | 15.0 | 15.5 | 13.6 | 13.0 | 11.3 | 11.0 | 14.9 | 14.6 |
| Colored farmers, total..... | 116,725 | 42,350 | 4,169 | 2,118 | 26.23 | 67.67 | 100.0 | 100.0 | 100.0 | 100.0 | 100.0 | 100.0 | 100.0 | 100.0 | 100.0 | 100.0 | 100.0 | 100.0 |
| Owners..... | 87,125 | 35,150 | 4,149 | 2,068 | 28.33 | 20.75 | 74.7 | 84.0 | 74.6 | 83.0 | 74.1 | 79.1 | 75.7 | 80.5 | 81.3 | 89.9 | 70.6 | 86.9 |
| Managers..... | 8,900 | 1,700 | 2,967 | 1,700 | 21.50 | 17.35 | 7.5 | 3.2 | 7.6 | 4.0 | 6.9 | 6.0 | 8.8 | 2.2 | 2.3 | | 10.0 | |
| Tenants..... | 20,700 | 5,500 | 5,175 | 2,750 | 21.54 | 44.00 | 17.9 | 12.9 | 17.7 | 13.0 | 19.0 | 14.9 | 15.5 | 11.2 | 16.3 | 10.1 | 19.4 | 13.1 |
| Massachusetts. | | | | | | | | | | | | | | | | | | |
| White farmers, total..... | 247,214,036 | 193,867,012 | 7,755 | 5,269 | 99.33 | 67.52 | 100.0 | 100.0 | 100.0 | 100.0 | 100.0 | 100.0 | 100.0 | 100.0 | 100.0 | 100.0 | 100.0 | 100.0 |
| Owners..... | 181,827,752 | 143,998,535 | 6,408 | 4,506 | 90.10 | 61.56 | 74.6 | 75.1 | 73.6 | 74.3 | 70.9 | 70.7 | 76.4 | 78.5 | 81.7 | 80.8 | 78.1 | 79.2 |
| Managers..... | 50,006,024 | 30,709,690 | 31,423 | 19,747 | 163.22 | 111.02 | 19.5 | 18.1 | 20.6 | 18.9 | 22.5 | 21.7 | 18.6 | 15.6 | 13.5 | 13.9 | 14.7 | 13.1 |
| Tenants..... | 14,480,827 | 13,158,787 | 6,351 | 4,434 | 91.15 | 65.31 | 5.9 | 6.8 | 5.9 | 6.8 | 6.6 | 7.6 | 5.1 | 5.9 | 4.8 | 5.9 | 7.2 | 7.7 |
| Colored farmers, total..... | 373,795 | 301,753 | 3,089 | 2,433 | 66.87 | 66.12 | 100.0 | 100.0 | 100.0 | 100.0 | 100.0 | 100.0 | 100.0 | 100.0 | 100.0 | 100.0 | 100.0 | 100.0 |
| Owners..... | 271,315 | 242,863 | 2,536 | 2,228 | 71.82 | 63.06 | 75.4 | 81.5 | 72.6 | 80.5 | 68.1 | 70.2 | 76.8 | 81.9 | 75.6 | 87.5 | 90.7 | 88.9 |
| Managers..... | 62,000 | 36,800 | 11,714 | 9,075 | 67.71 | 134.44 | 19.5 | 10.8 | 21.9 | 12.0 | 25.7 | 12.4 | 18.4 | 11.6 | 13.8 | 4.6 | 3.4 | |
| Tenants..... | 20,450 | 22,500 | 2,921 | 2,054 | 34.03 | 50.99 | 5.1 | 7.5 | 5.5 | 7.5 | 6.2 | 8.4 | 4.8 | 6.5 | 5.9 | 7.8 | 2.9 | 7.6 |
| Rhode Island. | | | | | | | | | | | | | | | | | | |
| White farmers, total..... | 26,343,428 | 27,868,260 | 6,485 | 5,307 | 79.69 | 63.10 | 100.0 | 100.0 | 100.0 | 100.0 | 100.0 | 100.0 | 100.0 | 100.0 | 100.0 | 100.0 | 100.0 | 100.0 |
| Owners..... | 17,016,756 | 18,000,945 | 5,545 | 4,459 | 72.16 | 67.04 | 68.0 | 65.6 | 68.0 | 64.9 | 65.4 | 60.1 | 71.2 | 70.5 | 73.4 | 69.8 | 69.5 | 68.9 |
| Managers..... | 4,600,373 | 5,175,000 | 22,505 | 20,618 | 155.19 | 116.46 | 16.5 | 18.0 | 17.5 | 18.6 | 17.8 | 21.4 | 17.1 | 15.2 | 13.1 | 16.4 | 12.8 | 13.8 |
| Tenants..... | 3,822,297 | 4,692,315 | 6,086 | 4,886 | 72.60 | 57.50 | 14.0 | 16.5 | 14.5 | 16.5 | 10.8 | 18.5 | 11.7 | 14.2 | 13.5 | 13.8 | 17.8 | 17.4 |
| Colored farmers, total..... | 39,500 | 64,600 | 1,975 | 1,576 | 41.49 | 38.59 | 100.0 | 100.0 | 100.0 | 100.0 | 100.0 | 100.0 | 100.0 | 100.0 | 100.0 | 100.0 | 100.0 | 100.0 |
| Owners..... | 24,900 | 46,350 | 1,779 | 1,593 | 39.03 | 41.95 | 60.5 | 73.6 | 63.0 | 71.7 | 63.4 | 73.4 | 62.3 | 69.3 | 65.9 | 78.6 | 46.6 | 80.8 |
| Managers..... | 7,000 | | 7,000 | | 77.78 | | 15.4 | | 17.7 | | 17.4 | | 18.3 | | 14.8 | | 5.1 | |
| Tenants..... | 7,600 | 18,250 | 1,520 | 1,521 | 33.93 | 32.07 | 24.1 | 26.4 | 19.2 | 28.3 | 19.1 | 26.6 | 19.4 | 30.7 | 19.3 | 21.4 | 48.3 | 19.2 |
| Connecticut. | | | | | | | | | | | | | | | | | | |
| White farmers, total..... | 189,729,337 | 137,967,826 | 8,403 | 5,167 | 100.29 | 63.29 | 100.0 | 100.0 | 100.0 | 100.0 | 100.0 | 100.0 | 100.0 | 100.0 | 100.0 | 100.0 | 100.0 | 100.0 |
| Owners..... | 143,016,440 | 106,678,011 | 7,291 | 4,607 | 92.82 | 58.33 | 76.2 | 78.1 | 75.4 | 77.3 | 73.0 | 76.4 | 78.1 | 78.3 | 79.8 | 83.4 | 81.1 | 83.4 |
| Managers..... | 31,661,605 | 19,553,448 | 20,757 | 20,368 | 170.93 | 144.86 | 15.7 | 13.3 | 16.7 | 14.2 | 18.3 | 14.2 | 14.8 | 14.1 | 13.0 | 9.7 | 9.1 | 6.9 |
| Tenants..... | 15,051,292 | 11,735,467 | 7,918 | 4,406 | 90.82 | 54.28 | 8.1 | 8.5 | 7.9 | 8.5 | 8.7 | 9.3 | 7.0 | 7.6 | 7.3 | 6.9 | 9.8 | 9.7 |
| Colored farmers, total..... | 541,490 | 851,385 | 1,975 | 3,110 | 74.74 | 61.27 | 100.0 | 100.0 | 100.0 | 100.0 | 100.0 | 100.0 | 100.0 | 100.0 | 100.0 | 100.0 | 100.0 | 100.0 |
| Owners..... | 218,690 | 162,395 | 2,056 | 2,056 | 124.75 | 55.50 | 41.1 | 48.5 | 40.4 | 46.2 | 35.6 | 48.3 | 46.3 | 43.5 | 61.7 | 62.5 | 39.7 | 63.0 |
| Managers..... | 129,000 | 110,500 | 21,500 | 9,958 | 65.65 | 71.69 | 24.2 | 32.0 | 23.8 | 34.0 | 20.4 | 28.8 | 28.1 | 43.2 | 21.4 | 31.8 | 19.2 | |
| Tenants..... | 193,800 | 60,500 | 10,767 | 3,150 | 54.95 | | | | | | | | | | | | | |

TABLE 20.—VALUE OF LAND AND BUILDINGS, WITH AVERAGE PER FARM AND PER ACRE, AND PER CENT DISTRIBUTION OF THE VALUE OF ALL CLASSES OF FARM PROPERTY, BY COLOR AND TENURE, BY STATES: 1920 AND 1910—Continued.

[Figures for geographic divisions in Table 19.]

| STATE AND COLOR AND TENURE. | VALUE OF LAND AND BUILDINGS. | | | | | | PER CENT DISTRIBUTION. | | | | | | | | | | | |
|-----------------------------|------------------------------|-----------------|-------------------|---------|-------------------|---------|------------------------|-------|---------------------|-------|-------------|-------|------------|-------|---------------------------|-------|-------------|-------|
| | Amount. | | Average per farm. | | Average per acre. | | All farm property. | | Land and buildings. | | Land alone. | | Buildings. | | Implements and machinery. | | Live stock. | |
| | 1920 | 1910 | 1920 | 1910 | 1920 | 1910 | 1920 | 1910 | 1920 | 1910 | 1920 | 1910 | 1920 | 1910 | 1920 | 1910 | 1920 | 1910 |
| MIDDLE ATLANTIC. | | | | | | | | | | | | | | | | | | |
| New York. | | | | | | | | | | | | | | | | | | |
| White farmers, total..... | \$1,422,362,205 | \$1,182,175,509 | \$7,383 | \$5,507 | \$69.08 | \$53.81 | 100.0 | 100.0 | 100.0 | 100.0 | 100.0 | 100.0 | 100.0 | 100.0 | 100.0 | 100.0 | 100.0 | 100.0 |
| Owners..... | 965,090,744 | 796,032,844 | 6,379 | 4,799 | 64.11 | 50.46 | 69.3 | 68.2 | 67.9 | 67.3 | 64.3 | 63.9 | 72.4 | 72.5 | 75.3 | 74.1 | 72.5 | 71.4 |
| Managers..... | 125,107,521 | 88,857,170 | 28,754 | 22,011 | 134.72 | 106.15 | 7.7 | 6.9 | 8.8 | 7.5 | 9.3 | 7.9 | 8.2 | 6.0 | 4.3 | 4.2 | 4.6 | 3.9 |
| Tenants..... | 332,163,940 | 297,285,495 | 8,976 | 6,643 | 72.10 | 55.49 | 28.0 | 24.9 | 28.4 | 25.1 | 26.5 | 28.2 | 19.4 | 20.6 | 20.3 | 21.7 | 23.0 | 24.7 |
| Colored farmers, total..... | 2,689,535 | 2,570,320 | 4,908 | 2,737 | 62.96 | 43.31 | 100.0 | 100.0 | 100.0 | 100.0 | 100.0 | 100.0 | 100.0 | 100.0 | 100.0 | 100.0 | 100.0 | 100.0 |
| Owners..... | 1,502,015 | 1,679,730 | 3,503 | 2,079 | 49.71 | 34.96 | 58.0 | 67.0 | 55.7 | 65.4 | 54.5 | 65.1 | 57.2 | 65.8 | 67.8 | 73.9 | 68.5 | 76.5 |
| Managers..... | 406,940 | 158,050 | 18,078 | 11,289 | 126.37 | 112.97 | 16.8 | 5.8 | 17.3 | 6.1 | 14.1 | 6.2 | 21.5 | 6.1 | 14.2 | 6.1 | 15.9 | 3.0 |
| Tenants..... | 729,980 | 732,540 | 7,004 | 6,201 | 81.52 | 74.04 | 25.2 | 27.2 | 27.0 | 28.5 | 31.4 | 28.7 | 21.4 | 28.0 | 18.0 | 19.9 | 20.7 | 20.5 |
| New Jersey. | | | | | | | | | | | | | | | | | | |
| White farmers, total..... | 248,174,896 | 215,434,782 | 8,509 | 6,526 | 109.99 | 84.43 | 100.0 | 100.0 | 100.0 | 100.0 | 100.0 | 100.0 | 100.0 | 100.0 | 100.0 | 100.0 | 100.0 | 100.0 |
| Owners..... | 158,539,100 | 132,644,399 | 7,335 | 5,557 | 111.98 | 85.24 | 64.0 | 61.9 | 63.9 | 61.6 | 61.2 | 58.4 | 67.4 | 65.8 | 67.8 | 66.5 | 61.9 | 62.0 |
| Managers..... | 28,731,541 | 26,908,070 | 29,764 | 26,044 | 139.44 | 119.52 | 10.9 | 11.8 | 11.6 | 12.5 | 12.2 | 12.9 | 10.8 | 12.0 | 7.6 | 8.0 | 8.0 | 7.3 |
| Tenants..... | 60,863,755 | 55,887,313 | 9,226 | 6,891 | 95.97 | 72.55 | 25.2 | 26.4 | 24.5 | 25.9 | 26.6 | 28.7 | 21.8 | 22.3 | 24.6 | 25.5 | 30.1 | 30.7 |
| Colored farmers, total..... | 2,149,590 | 1,699,737 | 4,018 | 3,571 | 81.87 | 76.02 | 100.0 | 100.0 | 100.0 | 100.0 | 100.0 | 100.0 | 100.0 | 100.0 | 100.0 | 100.0 | 100.0 | 100.0 |
| Owners..... | 759,715 | 477,130 | 2,666 | 1,801 | 84.39 | 70.14 | 35.1 | 29.2 | 35.3 | 28.1 | 32.2 | 26.4 | 40.7 | 30.7 | 36.1 | 41.1 | 49.1 | 32.8 |
| Managers..... | 287,500 | 416,157 | 12,875 | 15,413 | 130.18 | 185.70 | 11.7 | 23.0 | 12.0 | 24.5 | 10.8 | 24.5 | 14.1 | 24.4 | 9.7 | 16.9 | 11.4 | 12.6 |
| Tenants..... | 1,132,375 | 806,400 | 4,923 | 4,383 | 73.82 | 60.56 | 53.2 | 47.8 | 52.7 | 47.4 | 57.1 | 49.1 | 45.2 | 44.9 | 54.2 | 43.1 | 55.8 | 53.2 |
| Pennsylvania. | | | | | | | | | | | | | | | | | | |
| White farmers, total..... | 1,323,490,968 | 1,038,691,175 | 6,558 | 4,748 | 75.07 | 55.97 | 100.0 | 100.0 | 100.0 | 100.0 | 100.0 | 100.0 | 100.0 | 100.0 | 100.0 | 100.0 | 100.0 | 100.0 |
| Owners..... | 800,964,702 | 662,624,541 | 5,619 | 4,043 | 68.88 | 51.44 | 66.2 | 64.6 | 65.1 | 63.8 | 61.5 | 60.8 | 69.4 | 68.4 | 71.7 | 70.0 | 63.7 | 68.3 |
| Managers..... | 100,759,753 | 61,518,853 | 22,668 | 16,954 | 129.49 | 95.40 | 6.9 | 5.5 | 7.6 | 5.9 | 8.0 | 6.2 | 7.1 | 5.5 | 4.3 | 3.9 | 4.9 | 3.4 |
| Tenants..... | 361,766,513 | 314,447,781 | 8,200 | 6,178 | 83.10 | 62.53 | 26.9 | 29.8 | 27.3 | 30.3 | 30.5 | 33.0 | 23.5 | 26.1 | 24.0 | 26.1 | 26.4 | 28.3 |
| Colored farmers, total..... | 3,261,060 | 2,377,580 | 7,231 | 4,355 | 121.08 | 78.24 | 100.0 | 100.0 | 100.0 | 100.0 | 100.0 | 100.0 | 100.0 | 100.0 | 100.0 | 100.0 | 100.0 | 100.0 |
| Owners..... | 918,910 | 806,415 | 3,521 | 2,641 | 90.20 | 54.45 | 30.8 | 38.2 | 28.2 | 36.4 | 23.3 | 31.9 | 35.2 | 46.8 | 41.1 | 49.1 | 43.7 | 53.1 |
| Managers..... | 1,078,525 | 430,450 | 23,907 | 13,885 | 250.07 | 125.35 | 30.2 | 17.4 | 33.1 | 18.1 | 31.3 | 16.7 | 35.7 | 21.3 | 29.7 | 13.5 | 10.7 | 11.8 |
| Tenants..... | 1,263,625 | 1,080,715 | 8,715 | 6,211 | 100.42 | 97.88 | 39.0 | 44.4 | 38.7 | 45.5 | 45.4 | 61.4 | 29.2 | 31.9 | 29.2 | 37.5 | 45.5 | 35.1 |
| EAST NORTH CENTRAL. | | | | | | | | | | | | | | | | | | |
| Ohio. | | | | | | | | | | | | | | | | | | |
| White farmers, total..... | 2,652,309,467 | 1,948,158,531 | 10,398 | 6,102 | 113.27 | 68.68 | 100.0 | 100.0 | 100.0 | 100.0 | 100.0 | 100.0 | 100.0 | 100.0 | 100.0 | 100.0 | 100.0 | 100.0 |
| Owners..... | 1,508,080,923 | 1,044,884,684 | 8,863 | 5,477 | 104.08 | 65.49 | 59.7 | 64.0 | 59.1 | 63.4 | 56.9 | 61.6 | 66.1 | 69.8 | 63.9 | 67.8 | 62.9 | 67.7 |
| Managers..... | 86,673,986 | 47,630,020 | 28,615 | 17,479 | 155.50 | 94.97 | 3.2 | 2.8 | 3.3 | 2.9 | 3.2 | 2.9 | 3.4 | 3.0 | 2.4 | 2.3 | 2.7 | 1.9 |
| Tenants..... | 997,554,558 | 655,443,827 | 18,280 | 7,256 | 126.05 | 73.82 | 37.1 | 33.3 | 37.6 | 33.7 | 39.9 | 35.6 | 30.5 | 27.2 | 33.6 | 29.9 | 34.4 | 30.3 |
| Colored farmers, total..... | 9,128,482 | 5,993,875 | 5,648 | 3,074 | 90.89 | 58.15 | 100.0 | 100.0 | 100.0 | 100.0 | 100.0 | 100.0 | 100.0 | 100.0 | 100.0 | 100.0 | 100.0 | 100.0 |
| Owners..... | 4,173,124 | 2,964,696 | 3,963 | 2,258 | 75.16 | 48.30 | 46.9 | 50.7 | 45.7 | 49.5 | 43.1 | 46.5 | 54.7 | 52.1 | 51.0 | 62.9 | 54.4 | 58.4 |
| Managers..... | 737,360 | 305,680 | 20,432 | 10,917 | 162.66 | 98.61 | 8.0 | 5.3 | 8.1 | 5.1 | 7.9 | 5.0 | 8.7 | 5.4 | 9.3 | 6.5 | 6.6 | 7.4 |
| Tenants..... | 4,215,998 | 2,723,499 | 8,000 | 4,472 | 104.48 | 64.44 | 45.2 | 44.0 | 46.2 | 45.4 | 49.0 | 48.4 | 36.6 | 32.5 | 39.7 | 34.6 | 30.0 | 34.2 |
| Indiana. | | | | | | | | | | | | | | | | | | |
| White farmers, total..... | 2,649,887,943 | 1,590,871,449 | 12,952 | 7,410 | 126.00 | 74.85 | 100.0 | 100.0 | 100.0 | 100.0 | 100.0 | 100.0 | 100.0 | 100.0 | 100.0 | 100.0 | 100.0 | 100.0 |
| Owners..... | 1,508,952,568 | 991,833,749 | 11,000 | 6,697 | 117.17 | 71.25 | 57.5 | 62.9 | 56.8 | 62.3 | 55.2 | 60.6 | 65.0 | 70.9 | 62.6 | 67.9 | 61.8 | 67.4 |
| Managers..... | 65,245,276 | 37,595,791 | 28,184 | 16,475 | 138.67 | 78.10 | 2.4 | 2.4 | 2.5 | 2.4 | 2.5 | 2.4 | 2.4 | 1.9 | 1.8 | 1.9 | 2.6 | 2.4 |
| Tenants..... | 1,075,190,099 | 561,941,909 | 16,502 | 8,730 | 139.97 | 81.92 | 40.0 | 34.7 | 40.7 | 35.3 | 42.4 | 37.0 | 32.6 | 27.2 | 35.5 | 30.3 | 35.6 | 30.2 |
| Colored farmers, total..... | 4,256,030 | 3,404,147 | 7,441 | 4,229 | 115.92 | 75.67 | 100.0 | 100.0 | 100.0 | 100.0 | 100.0 | 100.0 | 100.0 | 100.0 | 100.0 | 100.0 | 100.0 | 100.0 |
| Owners..... | 1,832,910 | 1,807,172 | 5,990 | 3,829 | 105.94 | 71.72 | 44.3 | 53.5 | 43.1 | 53.1 | 40.7 | 52.1 | 56.7 | 59.9 | 47.8 | 59.9 | 54.8 | 56.8 |
| Managers..... | 264,140 | 221,325 | 18,807 | 14,755 | 109.19 | 108.30 | 6.1 | 6.2 | 6.2 | 6.5 | 6.3 | 6.2 | 5.8 | 3.8 | 8.7 | 2.9 | 4.0 | 4.3 |
| Tenants..... | 2,158,980 | 1,375,650 | 8,507 | 4,326 | 127.04 | 77.69 | 49.7 | 40.2 | 50.7 | 40.4 | 53.0 | 41.8 | 37.4 | 31.6 | 43.6 | 37.2 | 41.2 | 38.9 |
| Illinois. | | | | | | | | | | | | | | | | | | |
| White farmers, total..... | 5,991,909,691 | 3,516,801,778 | 25,259 | 14,042 | 187.73 | 108.43 | 100.0 | 100.0 | 100.0 | 100.0 | 100.0 | 100.0 | 100.0 | 100.0 | 100.0 | 100.0 | 100.0 | 100.0 |
| Owners..... | 2,680,220,786 | 1,733,516,457 | 20,367 | 12,220 | 165.63 | 98.39 | 45.6 | 50.8 | 44.9 | 50.1 | 43.4 | 48.7 | 55.6 | 60.8 | 51.0 | 56.1 | 52.7 | 57.0 |
| Managers..... | 162,074,362 | 64,498,713 | 47,041 | 27,238 | 227.71 | 116.58 | 2.7 | 1.8 | 2.7 | 1.8 | 2.7 | 1.8 | 3.0 | 2.0 | 2.0 | 1.7 | 2.8 | 1.9 |
| Tenants..... | 3,149,614,543 | 1,688,786,608 | 31,143 | 16,276 | 209.74 | 119.45 | 51.7 | 47.4 | 52.4 | 48.0 | 54.0 | 49.5 | 41.4 | 37.4 | 47.1 | 42.2 | 44.5 | 41.1 |
| Colored farmers, total..... | 6,083,375 | 5,990,792 | 6,813 | 4,204 | 105.44 | 63.17 | 100.0 | 100.0 | 100.0 | 100.0 | 100.0 | 100.0 | 100.0 | 100.0 | 100.0 | 100.0 | 100.0 | 100.0 |
| Owners..... | 2,542,200 | 2,475,853 | 4,761 | 3,138 | 75.98 | 58.59 | 43.3 | 42.8 | 41.8 | 41.3 | 39.0 | 38.8 | 60.4 | 61.6 | 50.8 | 53.6 | 52.9 | 53.6 |
| Managers..... | 244,600 | 509,320 | 27,178 | 28,208 | 227.11 | 98.17 | 4.0 | 8.4 | 4.0 | 8.5 | 4.2 | 9.1 | 2.6 | 4.0 | 3.3 | 5.6 | 3.8 | 8.1 |
| Tenants..... | 3,297,075 | 3,005,619 | 9,420 | 4,863 | 142.31 | 77.17 | 52.8 | 48.8 | 54.2 | 50.2 | 50.7 | 52.2 | 37.1 | 34.4 | 45.9 | 40.8 | 43.4 | 38.4 |
| Michigan. | | | | | | | | | | | | | | | | | | |
| White farmers, total..... | 1,433,661,404 | 898,674,084 | 7,325 | 4,362 | 75.52 | 47.60 | 100.0 | 100.0 | 100.0 | 100.0 | 100.0 | 100.0 | 100.0 | 100.0 | 100.0 | 100.0 | 100.0 | 100.0 |
| Owners..... | 1,054,527,398 | 697,376,022 | 6,639 | 4,065 | 72.60 | 46.30 | 74.2 | 78.1 | 73.6 | 77.6 | 71.7 | 76.2 | 77.3 | 80.5 | 78.5 | 81.9 | 76.0 | 80.2 |
| Managers..... | 50,032,563 | 22,934,178 | 21,659 | 11,749 | 35.23 | 50.77 | 3.3 | 2.4 | 3.5 | 2.6 | 3.7 | 2.7 | 3.0 | 2.2 | 2.3 | 1.8 | 2.7 | 1.8 |
| Tenants..... | 329,121,448 | 178,463,884 | 9,523 | 5,485 | 84.60 | 52.90 | 22.5 | 19.5 | 23.0 | 19.9 | 24.6 | 21.0 | 19.6 | 17.4 | 19.1 | 16.3 | 21.3 | 18.0 |
| Colored farmers, total..... | 3,004,806 | 2,404,215 | 4,099 | 2,605 | 61.68 | 41.27 | 100.0 | 100.0 | 100.0 | 100.0 | 100.0 | 100.0 | 100.0 | 100.0 | 100.0 | 100.0 | 100.0 | 100.0 |
| Owners..... | 1,951,535 | 1,783,545 | 3,466 | 2,272 | 56.19 | 38.68 | 60.3 | 7 | | | | | | | | | | |

TABLE 20.—VALUE OF LAND AND BUILDINGS, WITH AVERAGE PER FARM AND PER ACRE, AND PER CENT DISTRIBUTION OF THE VALUE OF ALL CLASSES OF FARM PROPERTY, BY COLOR AND TENURE, BY STATES: 1920 AND 1910—Continued.

[Figures for geographic divisions in Table 10.]

| STATE AND COLOR AND TENURE. | VALUE OF LAND AND BUILDINGS. | | | | | | PER CENT DISTRIBUTION. | | | | | | | | | | | |
|------------------------------|------------------------------|-----------------|-------------------|---------|-------------------|---------|------------------------|-------|---------------------|-------|-------------|-------|------------|-------|---------------------------|-------|-------------|-------|
| | Amount. | | Average per farm. | | Average per acre. | | All farm property. | | Land and buildings. | | Land alone. | | Buildings. | | Implements and machinery. | | Live stock. | |
| | 1920 | 1910 | 1920 | 1910 | 1920 | 1910 | 1920 | 1910 | 1920 | 1910 | 1920 | 1910 | 1920 | 1910 | 1920 | 1910 | 1920 | 1910 |
| E. NORTH CENTRAL—Con. | | | | | | | | | | | | | | | | | | |
| Wisconsin. | | | | | | | | | | | | | | | | | | |
| White farmers, total..... | \$2,185,759,465 | \$1,200,007,349 | \$11,587 | \$6,798 | \$98.84 | \$57.09 | 100.0 | 100.0 | 100.0 | 100.0 | 100.0 | 100.0 | 100.0 | 100.0 | 100.0 | 100.0 | 100.0 | 100.0 |
| Owners..... | 1,717,720,939 | 951,411,005 | 10,804 | 6,323 | 96.45 | 54.89 | 70.0 | 79.7 | 78.6 | 79.3 | 77.4 | 78.2 | 81.9 | 82.8 | 83.0 | 83.6 | 79.3 | 81.1 |
| Managers..... | 56,527,442 | 24,597,425 | 22,907 | 16,999 | 104.52 | 69.32 | 2.5 | 2.0 | 2.5 | 2.0 | 2.5 | 2.0 | 2.7 | 2.2 | 1.9 | 1.7 | 2.3 | 1.6 |
| Tenants..... | 412,511,084 | 223,998,919 | 15,151 | 9,100 | 109.31 | 67.20 | 18.6 | 18.4 | 18.9 | 18.7 | 20.1 | 19.8 | 15.4 | 15.1 | 14.7 | 18.4 | 17.2 | |
| Colored farmers, total..... | 2,122,598 | 1,625,374 | 3,201 | 2,750 | 62.25 | 40.71 | 100.0 | 100.0 | 100.0 | 100.0 | 100.0 | 100.0 | 100.0 | 100.0 | 100.0 | 100.0 | 100.0 | 100.0 |
| Owners..... | 1,954,483 | 1,506,174 | 3,112 | 2,743 | 61.05 | 40.69 | 91.2 | 92.1 | 92.1 | 92.7 | 92.3 | 93.0 | 91.6 | 91.4 | 92.9 | 88.2 | 85.3 | 88.1 |
| Managers..... | 66,500 | 8,300 | 22,167 | 2,075 | 109.92 | 27.39 | 4.0 | 0.6 | 3.1 | 0.5 | 2.9 | 0.4 | 3.6 | 0.9 | 2.9 | 1.7 | 0.4 | 1.5 |
| Tenants..... | 101,525 | 110,900 | 3,173 | 2,918 | 68.97 | 42.56 | 4.8 | 7.3 | 4.8 | 6.8 | 4.8 | 6.6 | 4.8 | 7.7 | 4.2 | 10.1 | 5.3 | 10.4 |
| WEST NORTH CENTRAL. | | | | | | | | | | | | | | | | | | |
| Minnesota. | | | | | | | | | | | | | | | | | | |
| White farmers, total..... | 3,300,302,223 | 1,261,737,765 | 18,513 | 8,096 | 109.28 | 45.63 | 100.0 | 100.0 | 100.0 | 100.0 | 100.0 | 100.0 | 100.0 | 100.0 | 100.0 | 100.0 | 100.0 | 100.0 |
| Owners..... | 2,191,052,872 | 919,852,474 | 16,528 | 7,545 | 104.36 | 44.55 | 67.0 | 73.4 | 66.4 | 72.9 | 65.0 | 71.8 | 73.1 | 77.6 | 72.0 | 77.0 | 70.6 | 75.9 |
| Managers..... | 50,230,658 | 20,896,011 | 31,493 | 17,128 | 113.37 | 50.56 | 1.5 | 1.6 | 1.5 | 1.7 | 1.5 | 1.7 | 1.8 | 1.7 | 1.2 | 1.5 | 1.9 | 1.5 |
| Tenants..... | 1,059,018,693 | 320,989,280 | 24,000 | 9,812 | 120.86 | 48.71 | 31.5 | 25.0 | 32.1 | 25.4 | 33.5 | 26.6 | 25.1 | 20.7 | 20.8 | 21.5 | 27.5 | 22.6 |
| Colored farmers, total..... | 866,102 | 703,661 | 4,184 | 2,402 | 42.71 | 29.80 | 100.0 | 100.0 | 100.0 | 100.0 | 100.0 | 100.0 | 100.0 | 100.0 | 100.0 | 100.0 | 100.0 | 100.0 |
| Owners..... | 698,182 | 506,873 | 3,945 | 2,613 | 38.67 | 26.47 | 82.3 | 71.8 | 80.6 | 72.0 | 81.0 | 72.1 | 79.3 | 71.7 | 87.0 | 70.9 | 87.0 | 70.9 |
| Managers..... | 4,000 | 13,240 | 4,000 | 6,620 | 166.67 | 29.36 | 0.6 | 1.6 | 0.5 | 1.9 | 0.3 | 2.3 | 1.1 | 0.5 | 1.5 | 0.6 | 1.0 | 0.4 |
| Tenants..... | 163,920 | 183,548 | 5,662 | 1,892 | 74.48 | 45.72 | 17.0 | 26.6 | 18.9 | 26.1 | 18.8 | 25.6 | 19.6 | 27.8 | 11.5 | 28.5 | 12.0 | 28.7 |
| Iowa. | | | | | | | | | | | | | | | | | | |
| White farmers, total..... | 7,600,441,890 | 3,256,290,815 | 35,628 | 15,017 | 227.11 | 96.01 | 100.0 | 100.0 | 100.0 | 100.0 | 100.0 | 100.0 | 100.0 | 100.0 | 100.0 | 100.0 | 100.0 | 100.0 |
| Owners..... | 4,010,757,910 | 1,942,080,289 | 32,925 | 14,617 | 222.25 | 96.11 | 53.3 | 60.3 | 52.8 | 69.6 | 51.6 | 58.4 | 61.0 | 67.0 | 57.9 | 64.3 | 57.7 | 64.6 |
| Managers..... | 126,849,751 | 44,907,725 | 60,623 | 23,341 | 221.24 | 91.69 | 1.7 | 1.4 | 1.7 | 1.4 | 1.7 | 1.4 | 1.7 | 1.3 | 1.0 | 1.1 | 1.9 | 1.5 |
| Tenants..... | 3,463,834,229 | 1,269,302,801 | 38,996 | 15,499 | 233.24 | 96.02 | 45.0 | 38.3 | 45.6 | 39.0 | 46.7 | 40.2 | 37.3 | 31.7 | 41.1 | 34.6 | 40.4 | 33.9 |
| Colored farmers, total..... | 1,330,600 | 1,088,585 | 12,207 | 5,416 | 150.40 | 77.88 | 100.0 | 100.0 | 100.0 | 100.0 | 100.0 | 100.0 | 100.0 | 100.0 | 100.0 | 100.0 | 100.0 | 100.0 |
| Owners..... | 683,250 | 514,000 | 9,233 | 3,780 | 132.03 | 78.90 | 50.4 | 48.7 | 61.3 | 47.2 | 50.6 | 43.7 | 56.0 | 64.1 | 57.5 | 63.7 | 40.9 | 56.9 |
| Managers..... | 85,200 | 51,000 | 51,000 | 43,100 | 204.00 | 84.84 | 3.5 | 7.8 | 3.8 | 7.9 | 4.2 | 8.0 | 1.4 | 7.4 | 1.6 | 6.7 | 1.5 | 6.9 |
| Tenants..... | 596,350 | 488,325 | 17,540 | 7,761 | 172.61 | 75.74 | 46.1 | 43.5 | 44.8 | 44.9 | 45.2 | 48.3 | 42.6 | 28.4 | 40.9 | 34.7 | 57.5 | 36.2 |
| Missouri. | | | | | | | | | | | | | | | | | | |
| White farmers, total..... | 3,046,425,093 | 1,704,175,048 | 11,709 | 6,229 | 88.09 | 49.80 | 100.0 | 100.0 | 100.0 | 100.0 | 100.0 | 100.0 | 100.0 | 100.0 | 100.0 | 100.0 | 100.0 | 100.0 |
| Owners..... | 2,080,967,866 | 1,200,375,407 | 11,347 | 6,312 | 84.68 | 47.90 | 69.1 | 71.3 | 68.3 | 70.4 | 67.2 | 69.2 | 74.2 | 77.1 | 73.2 | 74.7 | 73.4 | 75.9 |
| Managers..... | 73,402,741 | 39,528,525 | 33,380 | 20,168 | 112.34 | 63.52 | 2.4 | 2.2 | 2.4 | 2.3 | 2.3 | 2.4 | 2.8 | 1.9 | 1.0 | 1.4 | 2.3 | 1.7 |
| Tenants..... | 892,054,486 | 464,271,116 | 11,959 | 5,709 | 95.35 | 53.48 | 28.6 | 26.5 | 29.3 | 27.2 | 30.4 | 28.4 | 23.0 | 21.0 | 25.2 | 23.9 | 24.3 | 22.4 |
| Colored farmers, total..... | 18,542,607 | 12,029,338 | 5,864 | 3,281 | 86.87 | 52.29 | 100.0 | 100.0 | 100.0 | 100.0 | 100.0 | 100.0 | 100.0 | 100.0 | 100.0 | 100.0 | 100.0 | 100.0 |
| Owners..... | 8,451,537 | 5,645,438 | 5,141 | 2,677 | 75.46 | 42.90 | 52.0 | 48.8 | 51.1 | 46.9 | 50.2 | 46.4 | 57.0 | 58.3 | 60.6 | 58.0 | 50.9 | 59.6 |
| Managers..... | 1,276,095 | 833,455 | 26,585 | 20,328 | 115.41 | 110.66 | 7.6 | 6.5 | 7.7 | 6.9 | 7.9 | 7.0 | 6.5 | 6.5 | 4.9 | 5.5 | 7.8 | 4.5 |
| Tenants..... | 6,814,975 | 5,550,445 | 6,010 | 3,661 | 101.14 | 61.04 | 40.4 | 44.7 | 41.2 | 46.1 | 41.9 | 47.6 | 36.5 | 35.3 | 34.5 | 39.5 | 35.2 | 35.9 |
| North Dakota. | | | | | | | | | | | | | | | | | | |
| White farmers, total..... | 1,484,992,639 | 819,548,724 | 19,249 | 11,133 | 41.22 | 29.03 | 100.0 | 100.0 | 100.0 | 100.0 | 100.0 | 100.0 | 100.0 | 100.0 | 100.0 | 100.0 | 100.0 | 100.0 |
| Owners..... | 1,037,814,394 | 655,758,685 | 18,385 | 10,495 | 38.89 | 28.03 | 70.6 | 80.7 | 69.9 | 80.0 | 69.3 | 79.7 | 73.5 | 82.3 | 75.4 | 84.7 | 74.4 | 84.4 |
| Managers..... | 35,085,503 | 16,889,168 | 41,132 | 35,040 | 43.28 | 35.43 | 2.3 | 2.0 | 2.4 | 2.1 | 2.3 | 2.1 | 2.6 | 2.0 | 1.8 | 1.7 | 2.5 | 1.5 |
| Tenants..... | 412,092,742 | 146,900,871 | 20,765 | 13,794 | 48.29 | 33.60 | 27.0 | 17.3 | 27.8 | 17.9 | 28.4 | 18.2 | 23.9 | 15.8 | 22.8 | 13.6 | 23.1 | 14.0 |
| Colored farmers, total..... | 3,528,856 | 3,108,020 | 6,499 | 4,183 | 18.93 | 15.94 | 100.0 | 100.0 | 100.0 | 100.0 | 100.0 | 100.0 | 100.0 | 100.0 | 100.0 | 100.0 | 100.0 | 100.0 |
| Owners..... | 3,041,050 | 3,050,405 | 6,484 | 4,196 | 18.37 | 15.91 | 85.7 | 98.0 | 86.2 | 98.1 | 86.1 | 98.3 | 86.5 | 96.3 | 84.5 | 96.7 | 83.7 | 98.0 |
| Managers..... | 23,000 | 9,000 | 11,600 | 4,600 | 28.76 | 18.75 | 0.9 | 0.3 | 0.7 | 0.3 | 0.7 | 0.3 | 0.4 | 0.7 | 0.5 | 0.5 | 2.1 | 0.2 |
| Tenants..... | 464,800 | 48,615 | 6,456 | 3,473 | 23.14 | 17.12 | 13.4 | 1.7 | 13.2 | 1.6 | 13.2 | 1.4 | 13.1 | 3.0 | 15.0 | 2.9 | 14.3 | 1.8 |
| South Dakota. | | | | | | | | | | | | | | | | | | |
| White farmers, total..... | 2,455,467,682 | 886,809,093 | 33,625 | 13,186 | 72.68 | 40.16 | 100.0 | 100.0 | 100.0 | 100.0 | 100.0 | 100.0 | 100.0 | 100.0 | 100.0 | 100.0 | 100.0 | 100.0 |
| Owners..... | 1,484,093,143 | 676,693,233 | 32,019 | 12,248 | 63.52 | 37.32 | 61.2 | 69.3 | 60.4 | 68.6 | 59.9 | 68.1 | 65.9 | 72.6 | 64.8 | 72.4 | 67.0 | 74.2 |
| Managers..... | 98,802,470 | 13,791,687 | 50,327 | 32,082 | 43.98 | 22.00 | 1.7 | 1.5 | 1.6 | 1.4 | 1.6 | 1.4 | 1.5 | 1.2 | 1.2 | 1.0 | 2.8 | 2.0 |
| Tenants..... | 932,572,069 | 296,324,173 | 30,001 | 15,461 | 97.77 | 48.96 | 37.2 | 29.3 | 38.0 | 30.0 | 38.6 | 30.5 | 32.0 | 26.2 | 34.1 | 26.6 | 30.2 | 23.8 |
| Colored farmers, total..... | 17,425,999 | 18,271,714 | 10,810 | 6,507 | 20.50 | 12.64 | 100.0 | 100.0 | 100.0 | 100.0 | 100.0 | 100.0 | 100.0 | 100.0 | 100.0 | 100.0 | 100.0 | 100.0 |
| Owners..... | 15,826,277 | 17,516,640 | 10,803 | 6,512 | 19.67 | 12.62 | 91.1 | 95.9 | 90.8 | 97.5 | 90.8 | 97.5 | 91.1 | 97.1 | 91.1 | 95.2 | 92.5 | 94.1 |
| Managers..... | 97,940 | 127,070 | 9,794 | 18,153 | 15.06 | 15.18 | 0.8 | 1.1 | 0.6 | 0.7 | 0.5 | 0.7 | 0.8 | 0.7 | 1.3 | 0.4 | 1.8 | 2.9 |
| Tenants..... | 1,501,782 | 328,004 | 10,902 | 5,046 | 38.37 | 22.75 | 8.2 | 2.0 | 8.6 | 1.8 | 8.7 | 1.7 | 8.0 | 2.6 | 7.7 | 3.4 | 5.8 | 3.0 |
| Nebraska. | | | | | | | | | | | | | | | | | | |
| White farmers, total..... | 3,705,654,150 | 1,810,628,865 | 29,876 | 14,012 | 87.90 | 46.98 | 100.0 | 100.0 | 100.0 | 100.0 | 100.0 | 100.0 | 100.0 | 100.0 | 100.0 | 100.0 | 100.0 | 100.0 |
| Owners..... | 2,057,471,600 | 1,082,858,527 | 29,639 | 13,721 | 77.98 | 40.22 | 56.1 | 60.7 | 55.5 | 59.8 | 54.6 | 58.8 | 63.3 | 67.4 | 59.8 | 64.6 | 61.3 | 67.0 |
| Managers..... | 65,593,293 | 29,928,713 | 50,033 | 30,354 | 44.30 | 27.88 | 1.0 | 1.8 | 1.8 | 1.7 | 1.8 | 1.7 | 1.5 | 1.5 | 1.1 | 1.2 | 3.3 | 3.1 |
| Tenants..... | 1,582,589,257 | 698,841,625 | 29,999 | 14,151 | 110.71 | 66.26 | 42.0 | 37.5 | 42.7 | 38.0 | 43.6 | 39.5 | 35.2 | 31.1 | 39.1 | 34.1 | 35.4 | 29.8 |
| Colored farmers, total..... | 6,453,610 | 2,718,070 | 16,806 | 5,883 | 96.78 | 33.74 | 100.0 | 100.0 | 100.0 | 100.0 | 100.0 | 100.0 | 100.0 | 100.0 | 100.0 | 100.0 | 100.0 | 100.0 |
| Owners..... | 3,524,045 | 1,890,300 | 13,878 | 5,123 | 95.64 | 28.11 | 55.0 | 70.4 | 54.6 | 69.5 | 52.0 | 68.2 | 71.0 | 79.2 | 68. | | | |

TABLE 20.—VALUE OF LAND AND BUILDINGS, WITH AVERAGE PER FARM AND PER ACRE, AND PER CENT DISTRIBUTION OF THE VALUE OF ALL CLASSES OF FARM PROPERTY, BY COLOR AND TENURE, BY STATES: 1920 AND 1910—Continued.

[Figures for geographic divisions in Table 19.]

| STATE AND COLOR AND TENURE | VALUE OF LAND AND BUILDINGS | | | | | | PER CENT DISTRIBUTION | | | | | | | | | | | |
|-------------------------------|-----------------------------|-----------------|------------------|---------|------------------|----------|-----------------------|-------|--------------------|-------|------------|-------|-----------|-------|--------------------------|-------|------------|-------|
| | Amount | | Average per farm | | Average per acre | | All farm property | | Land and buildings | | Land alone | | Buildings | | Implements and machinery | | Live stock | |
| | 1920 | 1910 | 1920 | 1910 | 1920 | 1910 | 1920 | 1910 | 1920 | 1910 | 1920 | 1910 | 1920 | 1910 | 1920 | 1910 | 1920 | 1910 |
| W. NORTH CENTRAL—Cont. | | | | | | | | | | | | | | | | | | |
| Kansas. | | | | | | | | | | | | | | | | | | |
| White farmers, total | \$2,810,495,443 | \$1,729,306,817 | \$17,187 | \$9,817 | \$62.33 | \$40.05 | 100.0 | 100.0 | 100.0 | 100.0 | 100.0 | 100.0 | 100.0 | 100.0 | 100.0 | 100.0 | 100.0 | 100.0 |
| Owners | 1,045,842,706 | 1,104,812,489 | 17,091 | 10,038 | 60.38 | 38.47 | 58.9 | 64.6 | 58.4 | 63.9 | 57.3 | 63.0 | 65.6 | 70.8 | 62.0 | 68.8 | 62.4 | 68.7 |
| Managers | 55,099,771 | 32,134,748 | 37,305 | 24,456 | 45.23 | 25.63 | 2.0 | 1.9 | 2.0 | 1.9 | 1.6 | 1.3 | 1.2 | 1.1 | 1.1 | 2.7 | 2.4 | 2.4 |
| Tenants | 1,118,542,966 | 592,359,580 | 16,878 | 9,145 | 68.74 | 44.84 | 39.1 | 33.5 | 39.7 | 34.3 | 40.7 | 35.1 | 32.7 | 27.9 | 36.8 | 30.1 | 34.9 | 28.9 |
| Colored farmers, total | 10,578,475 | 8,249,355 | 8,545 | 4,878 | 55.95 | 40.61 | 100.0 | 100.0 | 100.0 | 100.0 | 100.0 | 100.0 | 100.0 | 100.0 | 100.0 | 100.0 | 100.0 | 100.0 |
| Owners | 5,880,485 | 5,025,466 | 7,427 | 4,577 | 50.05 | 37.19 | 56.3 | 61.7 | 55.7 | 60.9 | 54.6 | 59.4 | 63.7 | 72.6 | 63.8 | 67.8 | 59.3 | 66.0 |
| Managers | 290,000 | 338,815 | 16,111 | 16,110 | 110.98 | 33.67 | 2.7 | 4.1 | 2.7 | 4.1 | 2.8 | 4.2 | 2.4 | 3.4 | 1.7 | 2.0 | 2.2 | 4.2 |
| Tenants | 4,398,990 | 2,885,574 | 10,302 | 5,045 | 63.98 | 49.82 | 41.0 | 34.2 | 41.0 | 35.0 | 42.6 | 36.4 | 33.8 | 24.0 | 34.5 | 30.2 | 38.5 | 29.2 |
| SOUTH ATLANTIC. | | | | | | | | | | | | | | | | | | |
| Delaware. | | | | | | | | | | | | | | | | | | |
| White farmers, total | 61,870,186 | 51,174,287 | 6,676 | 5,162 | 69.55 | 52.12 | 100.0 | 100.0 | 100.0 | 100.0 | 100.0 | 100.0 | 100.0 | 100.0 | 100.0 | 100.0 | 100.0 | 100.0 |
| Owners | 29,968,197 | 26,627,516 | 5,299 | 4,613 | 63.27 | 57.48 | 49.1 | 52.2 | 48.4 | 52.0 | 43.8 | 47.2 | 57.0 | 61.1 | 56.0 | 58.3 | 48.9 | 51.0 |
| Managers | 3,087,117 | 1,630,480 | 28,566 | 15,238 | 152.90 | 86.87 | 4.7 | 3.1 | 5.0 | 3.2 | 5.5 | 3.0 | 4.1 | 3.5 | 3.5 | 2.9 | 3.2 | 2.7 |
| Tenants | 28,814,872 | 22,916,271 | 8,275 | 5,679 | 66.94 | 45.84 | 46.2 | 44.6 | 46.6 | 44.8 | 50.7 | 49.7 | 39.0 | 35.4 | 40.6 | 38.9 | 47.8 | 45.3 |
| Colored farmers, total | 2,885,445 | 1,981,716 | 3,309 | 2,149 | 52.57 | 34.78 | 100.0 | 100.0 | 100.0 | 100.0 | 100.0 | 100.0 | 100.0 | 100.0 | 100.0 | 100.0 | 100.0 | 100.0 |
| Owners | 681,300 | 547,551 | 1,919 | 1,349 | 54.45 | 40.22 | 24.6 | 29.2 | 23.6 | 27.6 | 21.8 | 25.0 | 27.5 | 34.9 | 30.3 | 41.1 | 28.6 | 36.3 |
| Managers | 143,650 | 145,800 | 11,050 | 9,113 | 111.01 | 60.88 | 5.1 | 7.1 | 5.0 | 7.4 | 4.4 | 6.9 | 6.3 | 8.7 | 7.0 | 5.5 | 4.5 | 5.6 |
| Tenants | 2,060,495 | 1,288,365 | 4,088 | 2,577 | 50.16 | 31.45 | 70.3 | 63.7 | 71.4 | 65.0 | 73.8 | 68.1 | 63.2 | 56.5 | 62.7 | 53.4 | 65.9 | 58.1 |
| Maryland. | | | | | | | | | | | | | | | | | | |
| White farmers, total | 364,941,929 | 231,467,339 | 8,752 | 5,440 | 82.82 | 49.26 | 100.0 | 100.0 | 100.0 | 100.0 | 100.0 | 100.0 | 100.0 | 100.0 | 100.0 | 100.0 | 100.0 | 100.0 |
| Owners | 212,779,739 | 128,885,932 | 7,273 | 4,359 | 80.86 | 46.31 | 68.9 | 56.7 | 68.3 | 55.7 | 55.8 | 51.8 | 63.5 | 63.9 | 65.7 | 65.4 | 59.0 | 60.7 |
| Managers | 32,189,489 | 23,296,191 | 28,978 | 25,850 | 135.02 | 120.13 | 8.4 | 9.2 | 8.8 | 10.1 | 8.4 | 11.0 | 9.8 | 8.1 | 6.2 | 7.4 | 6.7 | 4.4 |
| Tenants | 119,972,701 | 79,285,216 | 10,587 | 6,563 | 78.03 | 46.06 | 32.7 | 34.1 | 32.9 | 34.8 | 35.9 | 37.2 | 26.8 | 28.0 | 28.1 | 29.2 | 33.7 | 34.9 |
| Colored farmers, total | 21,654,921 | 10,269,784 | 3,488 | 1,612 | 61.59 | 28.65 | 100.0 | 100.0 | 100.0 | 100.0 | 100.0 | 100.0 | 100.0 | 100.0 | 100.0 | 100.0 | 100.0 | 100.0 |
| Owners | 7,968,397 | 3,924,773 | 2,244 | 994 | 66.77 | 32.16 | 38.1 | 39.8 | 36.8 | 38.2 | 34.3 | 35.4 | 42.6 | 44.6 | 49.2 | 49.8 | 44.2 | 47.7 |
| Managers | 2,530,650 | 1,172,550 | 15,475 | 13,473 | 106.32 | 37.79 | 10.5 | 10.6 | 10.8 | 11.4 | 10.1 | 10.8 | 12.5 | 12.8 | 8.5 | 9.4 | 8.0 | 5.6 |
| Tenants | 11,864,874 | 5,172,461 | 4,523 | 2,215 | 54.01 | 23.18 | 31.3 | 49.6 | 32.4 | 50.4 | 55.6 | 53.8 | 44.9 | 42.6 | 42.3 | 40.8 | 47.1 | 46.8 |
| District of Columbia. | | | | | | | | | | | | | | | | | | |
| White farmers, total | 5,344,069 | 8,141,943 | 29,044 | 39,717 | 993.32 | 1,364.27 | 100.0 | 100.0 | 100.0 | 100.0 | 100.0 | 100.0 | 100.0 | 100.0 | 100.0 | 100.0 | 100.0 | 100.0 |
| Owners | 1,672,519 | 2,231,400 | 18,870 | 20,285 | 981.53 | 941.12 | 30.9 | 27.2 | 31.3 | 27.4 | 28.6 | 25.9 | 30.5 | 33.2 | 41.1 | 20.7 | 18.4 | 22.0 |
| Managers | 2,242,150 | 3,232,843 | 124,564 | 230,017 | 1,208.05 | 2,226.48 | 42.8 | 40.2 | 42.0 | 39.7 | 40.8 | 41.0 | 45.3 | 30.0 | 33.9 | 66.8 | 65.4 | 52.8 |
| Tenants | 1,429,400 | 2,677,700 | 19,059 | 33,058 | 786.38 | 1,248.34 | 26.3 | 32.6 | 26.7 | 32.9 | 30.5 | 33.1 | 15.2 | 31.3 | 25.0 | 12.5 | 10.5 | 25.1 |
| Colored farmers, total | 233,300 | 89,400 | 11,665 | 7,450 | 810.07 | 941.05 | 100.0 | 100.0 | 100.0 | 100.0 | 100.0 | 100.0 | 100.0 | 100.0 | 100.0 | 100.0 | 100.0 | 100.0 |
| Owners | 48,300 | 48,400 | 4,478 | 6,050 | 1,612.00 | 834.48 | 17.6 | 55.4 | 17.3 | 64.1 | 22.7 | 47.7 | 10.0 | 72.8 | 14.1 | 73.5 | 29.3 | 83.3 |
| Managers | 105,700 | 8,000 | 105,700 | 3,000 | 1,112.63 | 2,000.00 | 45.3 | 8.7 | 45.3 | 8.9 | 23.4 | 10.2 | 74.7 | 5.3 | 59.7 | 5.2 | 36.5 | 4.1 |
| Tenants | 87,300 | 33,000 | 8,730 | 11,000 | 519.64 | 1,000.00 | 37.1 | 35.8 | 37.4 | 36.9 | 58.9 | 42.0 | 15.3 | 21.9 | 26.2 | 16.3 | 84.2 | 12.6 |
| Virginia. | | | | | | | | | | | | | | | | | | |
| White farmers, total | 923,443,114 | 486,833,558 | 6,670 | 3,582 | 56.66 | 28.21 | 100.0 | 100.0 | 100.0 | 100.0 | 100.0 | 100.0 | 100.0 | 100.0 | 100.0 | 100.0 | 100.0 | 100.0 |
| Owners | 689,513,531 | 374,781,761 | 6,541 | 3,695 | 55.66 | 28.11 | 75.1 | 77.5 | 74.7 | 77.0 | 78.4 | 75.7 | 78.3 | 80.8 | 79.1 | 80.3 | 77.3 | 80.2 |
| Managers | 60,387,017 | 26,023,611 | 31,176 | 18,009 | 76.20 | 41.29 | 6.3 | 5.2 | 6.5 | 5.3 | 6.7 | 5.6 | 6.1 | 4.8 | 5.0 | 4.8 | 5.3 | 3.9 |
| Tenants | 173,542,566 | 86,028,186 | 5,579 | 2,605 | 55.66 | 26.12 | 18.5 | 17.4 | 18.8 | 17.7 | 19.9 | 18.8 | 15.5 | 14.4 | 15.9 | 14.9 | 17.4 | 16.0 |
| Colored farmers, total | 100,391,311 | 45,224,504 | 2,113 | 940 | 44.62 | 20.21 | 100.0 | 100.0 | 100.0 | 100.0 | 100.0 | 100.0 | 100.0 | 100.0 | 100.0 | 100.0 | 100.0 | 100.0 |
| Owners | 67,085,473 | 28,659,534 | 1,845 | 871 | 41.55 | 20.31 | 58.0 | 63.5 | 56.5 | 62.0 | 52.6 | 57.9 | 67.1 | 72.6 | 66.8 | 71.7 | 65.9 | 70.2 |
| Managers | 2,333,049 | 1,330,315 | 11,843 | 7,993 | 74.55 | 44.38 | 2.2 | 2.7 | 2.3 | 2.9 | 2.3 | 3.2 | 2.4 | 2.4 | 2.3 | 1.6 | 1.7 | 1.6 |
| Tenants | 41,573,369 | 15,834,155 | 2,498 | 1,068 | 48.43 | 19.15 | 39.8 | 33.8 | 41.2 | 35.0 | 45.1 | 38.9 | 30.5 | 25.0 | 31.0 | 26.8 | 32.4 | 28.2 |
| West Virginia. | | | | | | | | | | | | | | | | | | |
| White farmers, total | 403,055,516 | 263,314,560 | 4,713 | 2,744 | 42.87 | 26.35 | 100.0 | 100.0 | 100.0 | 100.0 | 100.0 | 100.0 | 100.0 | 100.0 | 100.0 | 100.0 | 100.0 | 100.0 |
| Owners | 320,138,396 | 207,256,207 | 4,465 | 2,748 | 41.07 | 25.40 | 79.3 | 79.7 | 78.3 | 78.7 | 76.4 | 77.1 | 83.7 | 84.7 | 84.0 | 85.7 | 84.1 | 84.5 |
| Managers | 22,828,033 | 9,099,970 | 21,098 | 10,520 | 64.38 | 32.06 | 5.2 | 3.3 | 5.0 | 3.5 | 6.3 | 3.7 | 3.0 | 2.7 | 4.0 | 2.3 | 2.9 | 2.3 |
| Tenants | 66,089,082 | 46,958,383 | 4,710 | 2,985 | 47.43 | 30.30 | 15.6 | 17.1 | 16.2 | 17.8 | 17.3 | 19.3 | 12.7 | 12.6 | 11.9 | 12.0 | 13.0 | 13.2 |
| Colored farmers, total | 1,727,890 | 1,076,394 | 3,428 | 1,520 | 62.73 | 31.16 | 100.0 | 100.0 | 100.0 | 100.0 | 100.0 | 100.0 | 100.0 | 100.0 | 100.0 | 100.0 | 100.0 | 100.0 |
| Owners | 956,562 | 738,261 | 2,374 | 1,323 | 50.21 | 28.44 | 57.5 | 68.8 | 55.4 | 68.6 | 52.8 | 67.7 | 63.4 | 71.6 | 63.7 | 60.1 | 70.3 | 70.1 |
| Managers | 223,709 | 35,695 | 27,963 | 5,099 | 147.17 | 54.50 | 11.6 | 3.3 | 12.9 | 3.3 | 13.9 | 3.1 | 9.8 | 4.0 | 8.1 | 2.4 | 3.4 | 3.5 |
| Tenants | 547,628 | 302,438 | 5,888 | 2,115 | 78.55 | 38.14 | 30.9 | 27.9 | 31.7 | 28.1 | 33.3 | 29.2 | 26.8 | 24.3 | 28.2 | 28.6 | 26.2 | 26.4 |
| North Carolina. | | | | | | | | | | | | | | | | | | |
| White farmers, total | 846,358,683 | 387,358,891 | 4,377 | 2,660 | 51.06 | 20.12 | 100.0 | 100.0 | 100.0 | 100.0 | 100.0 | 100.0 | 100.0 | 100.0 | 100.0 | 100.0 | 100.0 | 100.0 |
| Owners | 550,454,351 | 282,524,002 | 4,496 | 2,251 | 47.26 | 19.54 | 69.3 | 73.4 | 68.5 | 72.9 | 67.4 | 71.1 | 72.8 | 78.3 | 76.6 | 79.8 | 72.6 | 75.2 |
| Managers | 22,828,491 | 13,652,244 | 27,058 | 13,077 | 60.22 | 24.23 | 2.5 | 3.3 | 2.7 | 3.5 | 2.6 | 3.9 | 2.7 | 2.3 | 1.9 | 2.9 | 1.9 | 2.1 |
| Tenants | 249,098,841 | 91,182,145 | 8,889 | 1,444 | 62.09 | 21.55 | 28.1 | 23.2 | 28.8 | 23.5 | 30.0 | 25.0 | 24.4 | 19.4 | 21.5 | 17.3 | 25.5 | 22.7 |
| Colored farmers, total | 229,534,277 | 69,266,216 | 3,009 | 1,655 | 68.77 | 21.74 | 100.0 | 100.0 | 100.0 | 100.0 | 100.0 | 100.0 | 100.0 | 100.0 | 100.0 | 100.0 | 100.0 | 100.0 |
| Owners | 58,659,868 | 22,810,689 | 2,633 | 1,064 | 50.62 | 19.05 | 26.5 | 33.7 | 25.6 | 32.9 | 24.2 | 30.8 | 32.6 | 41.3 | 34.2 | 43.7 | 33.1 | 35.9 |

COLOR AND TENURE OF FARMER.

TABLE 20.—VALUE OF LAND AND BUILDINGS, WITH AVERAGE PER FARM AND PER ACRE, AND PER CENT DISTRIBUTION OF THE VALUE OF ALL CLASSES OF FARM PROPERTY, BY COLOR AND TENURE, BY STATES: 1920 AND 1910—Continued.

[Figures for geographic divisions in Table 19.]

| STATE AND COLOR AND TENURE. | VALUE OF LAND AND BUILDINGS. | | | | | | PER CENT DISTRIBUTION. | | | | | | | | | | | |
|-----------------------------|------------------------------|---------------|-------------------|---------|-------------------|---------|------------------------|-------|---------------------|-------|-------------|-------|------------|-------|---------------------------|-------|-------------|-------|
| | Amount. | | Average per farm. | | Average per acre. | | All farm property. | | Land and buildings. | | Land alone. | | Buildings. | | Implements and machinery. | | Live stock. | |
| | 1920 | 1910 | 1920 | 1910 | 1920 | 1910 | 1920 | 1910 | 1920 | 1910 | 1920 | 1910 | 1920 | 1910 | 1920 | 1910 | 1920 | 1910 |
| SOUTH ATLANTIC—Con. | | | | | | | | | | | | | | | | | | |
| South Carolina. | | | | | | | | | | | | | | | | | | |
| White farmers, total | \$523,070,165 | \$233,888,327 | \$6,251 | \$2,937 | \$65.00 | \$24.44 | 100.0 | 100.0 | 100.0 | 100.0 | 100.0 | 100.0 | 100.0 | 100.0 | 100.0 | 100.0 | 100.0 | 100.0 |
| Owners | 346,790,985 | 163,591,021 | 7,712 | 3,720 | 62.25 | 23.53 | 66.3 | 70.1 | 66.3 | 69.9 | 64.7 | 63.4 | 71.3 | 75.8 | 74.6 | 76.1 | 65.1 | 69.2 |
| Managers | 17,531,604 | 10,305,245 | 31,538 | 14,078 | 45.25 | 20.41 | 3.3 | 4.3 | 3.4 | 4.4 | 3.5 | 4.7 | 2.9 | 3.5 | 2.6 | 4.3 | 3.2 | 3.3 |
| Tenants | 158,747,576 | 59,992,061 | 4,160 | 1,718 | 76.01 | 28.39 | 30.0 | 25.6 | 30.3 | 25.6 | 31.8 | 27.0 | 25.3 | 20.7 | 22.8 | 19.7 | 30.7 | 27.5 |
| Colored farmers, total | 290,414,035 | 88,989,764 | 2,664 | 1,023 | 66.30 | 25.12 | 100.0 | 100.0 | 100.0 | 100.0 | 100.0 | 100.0 | 100.0 | 100.0 | 100.0 | 100.0 | 100.0 | 100.0 |
| Owners | 50,839,683 | 22,112,291 | 2,629 | 1,085 | 52.20 | 20.14 | 21.6 | 23.1 | 20.6 | 22.3 | 19.4 | 20.9 | 26.5 | 30.6 | 28.4 | 27.7 | 25.8 | 25.8 |
| Managers | 2,210,823 | 980,894 | 12,081 | 7,488 | 59.60 | 23.10 | 0.7 | 0.9 | 0.8 | 1.0 | 0.7 | 1.1 | 0.6 | 0.6 | 0.7 | 0.9 | 0.6 | 0.4 |
| Tenants | 228,363,624 | 75,906,569 | 2,653 | 995 | 71.44 | 27.11 | 77.7 | 76.0 | 78.6 | 76.7 | 79.9 | 78.1 | 72.5 | 68.8 | 70.9 | 66.5 | 72.6 | 73.8 |
| Georgia. | | | | | | | | | | | | | | | | | | |
| White farmers, total | 815,544,918 | 350,320,600 | 4,517 | 2,079 | 44.40 | 17.64 | 100.0 | 100.0 | 100.0 | 100.0 | 100.0 | 100.0 | 100.0 | 100.0 | 100.0 | 100.0 | 100.0 | 100.0 |
| Owners | 219,080,860 | 5,356 | 2,642 | 40.20 | 16.23 | 57.4 | 62.9 | 56.5 | 62.5 | 64.7 | 60.7 | 62.7 | 68.2 | 67.1 | 69.7 | 59.0 | 63.0 | |
| Managers | 46,076,856 | 16,895,884 | 31,821 | 13,037 | 51.37 | 22.48 | 5.4 | 4.6 | 5.6 | 4.8 | 6.0 | 5.0 | 4.6 | 4.3 | 4.3 | 4.7 | 4.1 | 2.9 |
| Tenants | 308,400,879 | 114,343,850 | 3,316 | 1,357 | 51.37 | 20.39 | 37.2 | 32.6 | 37.8 | 32.6 | 39.3 | 34.3 | 32.8 | 27.5 | 28.6 | 25.5 | 37.0 | 34.1 |
| Colored farmers, total | 322,753,709 | 128,883,732 | 2,479 | 1,052 | 45.64 | 18.17 | 100.0 | 100.0 | 100.0 | 100.0 | 100.0 | 100.0 | 100.0 | 100.0 | 100.0 | 100.0 | 100.0 | 100.0 |
| Owners | 46,480,236 | 20,540,910 | 2,835 | 1,309 | 34.15 | 15.22 | 14.7 | 16.3 | 14.1 | 15.9 | 13.2 | 15.1 | 18.2 | 19.9 | 21.3 | 22.4 | 16.9 | 16.9 |
| Managers | 1,737,000 | 738,037 | 8,488 | 6,163 | 60.51 | 27.51 | 0.5 | 0.6 | 0.5 | 0.6 | 0.5 | 0.6 | 0.8 | 0.7 | 0.6 | 0.6 | 0.5 | 0.4 |
| Tenants | 276,510,473 | 107,584,785 | 2,418 | 1,008 | 48.24 | 18.82 | 84.8 | 83.2 | 85.4 | 83.5 | 86.3 | 84.4 | 81.0 | 79.4 | 78.1 | 77.1 | 82.6 | 82.7 |
| Florida. | | | | | | | | | | | | | | | | | | |
| White farmers, total | 263,888,026 | 106,230,421 | 6,428 | 3,010 | 48.79 | 23.69 | 100.0 | 100.0 | 100.0 | 100.0 | 100.0 | 100.0 | 100.0 | 100.0 | 100.0 | 100.0 | 100.0 | 100.0 |
| Owners | 189,518,032 | 82,746,957 | 5,892 | 2,945 | 51.17 | 21.62 | 73.3 | 79.4 | 71.8 | 77.9 | 69.7 | 77.2 | 81.2 | 80.4 | 80.9 | 82.9 | 82.3 | 87.3 |
| Managers | 54,188,560 | 15,675,141 | 31,359 | 13,352 | 45.47 | 57.89 | 18.8 | 13.0 | 20.5 | 14.8 | 22.7 | 15.4 | 10.9 | 12.4 | 11.5 | 9.3 | 7.2 | 3.5 |
| Tenants | 20,180,834 | 7,808,323 | 2,820 | 1,297 | 39.31 | 20.23 | 7.9 | 7.6 | 7.6 | 7.4 | 7.6 | 7.4 | 7.9 | 7.2 | 7.5 | 7.8 | 10.6 | 0.2 |
| Colored farmers, total | 17,561,978 | 11,915,568 | 1,356 | 809 | 27.53 | 15.50 | 100.0 | 100.0 | 100.0 | 100.0 | 100.0 | 100.0 | 100.0 | 100.0 | 100.0 | 100.0 | 100.0 | 100.0 |
| Owners | 9,027,353 | 6,786,810 | 1,428 | 930 | 25.31 | 14.80 | 51.8 | 57.0 | 51.4 | 57.0 | 49.5 | 54.8 | 57.8 | 64.6 | 54.9 | 59.4 | 53.1 | 56.5 |
| Managers | 1,010,510 | 738,890 | 10,005 | 7,316 | 94.60 | 74.08 | 5.0 | 5.1 | 5.8 | 6.2 | 5.8 | 6.9 | 5.5 | 3.8 | 5.7 | 2.6 | 1.7 | 1.2 |
| Tenants | 7,522,915 | 4,389,868 | 1,152 | 600 | 27.81 | 14.62 | 43.1 | 37.9 | 42.8 | 36.8 | 44.7 | 38.3 | 36.7 | 31.6 | 39.4 | 38.0 | 45.2 | 42.3 |
| EAST SOUTH CENTRAL. | | | | | | | | | | | | | | | | | | |
| Kentucky. | | | | | | | | | | | | | | | | | | |
| White farmers, total | 1,269,088,758 | 620,427,464 | 4,919 | 2,507 | 59.80 | 28.53 | 100.0 | 100.0 | 100.0 | 100.0 | 100.0 | 100.0 | 100.0 | 100.0 | 100.0 | 100.0 | 100.0 | 100.0 |
| Owners | 924,800,468 | 437,084,135 | 5,314 | 2,784 | 55.86 | 26.60 | 73.4 | 74.5 | 72.9 | 73.8 | 72.0 | 72.3 | 76.3 | 78.5 | 77.3 | 78.4 | 76.2 | 77.6 |
| Managers | 27,122,830 | 10,459,067 | 29,039 | 17,271 | 102.30 | 52.93 | 2.1 | 2.6 | 2.1 | 2.2 | 2.0 | 2.0 | 2.7 | 1.5 | 2.8 | 2.0 | 2.2 | |
| Tenants | 317,363,460 | 146,284,262 | 3,821 | 1,782 | 72.64 | 34.58 | 24.5 | 22.9 | 25.0 | 23.6 | 25.8 | 25.1 | 21.7 | 18.8 | 21.2 | 18.8 | 21.8 | 20.2 |
| Colored farmers, total | 36,072,178 | 15,031,908 | 2,857 | 1,281 | 84.49 | 34.10 | 100.0 | 100.0 | 100.0 | 100.0 | 100.0 | 100.0 | 100.0 | 100.0 | 100.0 | 100.0 | 100.0 | 100.0 |
| Owners | 16,301,297 | 7,154,168 | 3,082 | 1,207 | 68.26 | 28.02 | 46.5 | 48.8 | 45.4 | 47.6 | 43.8 | 45.2 | 52.9 | 58.0 | 54.2 | 62.7 | 65.8 | 62.9 |
| Managers | 684,546 | 377,455 | 19,568 | 9,436 | 145.37 | 87.41 | 1.9 | 1.9 | 1.9 | 2.5 | 1.8 | 2.4 | 3.2 | 2.5 | 1.8 | 1.8 | 1.3 | |
| Tenants | 18,996,335 | 7,500,285 | 2,612 | 1,302 | 104.30 | 41.42 | 51.6 | 47.1 | 52.7 | 49.9 | 54.4 | 52.4 | 44.7 | 38.7 | 43.3 | 35.4 | 42.4 | 34.1 |
| Tennessee. | | | | | | | | | | | | | | | | | | |
| White farmers, total | 934,551,649 | 438,330,021 | 4,355 | 2,110 | 51.96 | 23.78 | 100.0 | 100.0 | 100.0 | 100.0 | 100.0 | 100.0 | 100.0 | 100.0 | 100.0 | 100.0 | 100.0 | 100.0 |
| Owners | 680,781,541 | 320,187,872 | 4,780 | 2,400 | 49.89 | 22.74 | 71.2 | 73.5 | 70.7 | 73.0 | 69.4 | 71.3 | 75.3 | 78.9 | 76.2 | 77.1 | 72.7 | 74.6 |
| Managers | 16,639,095 | 10,188,313 | 22,134 | 13,146 | 78.87 | 32.11 | 1.7 | 2.1 | 1.8 | 2.3 | 1.8 | 2.5 | 1.9 | 1.8 | 1.2 | 1.4 | 1.3 | |
| Tenants | 257,081,013 | 107,953,836 | 3,401 | 1,469 | 56.78 | 26.75 | 27.1 | 24.4 | 27.5 | 24.6 | 28.8 | 26.3 | 22.8 | 19.3 | 22.6 | 21.5 | 26.9 | 24.2 |
| Colored farmers, total | 90,428,245 | 42,192,566 | 2,388 | 1,101 | 59.34 | 28.27 | 100.0 | 100.0 | 100.0 | 100.0 | 100.0 | 100.0 | 100.0 | 100.0 | 100.0 | 100.0 | 100.0 | 100.0 |
| Owners | 25,277,345 | 12,179,780 | 2,560 | 1,138 | 47.22 | 20.62 | 29.4 | 30.3 | 28.0 | 28.9 | 26.4 | 27.0 | 35.3 | 38.1 | 36.5 | 38.4 | 36.4 | 35.1 |
| Managers | 801,700 | 804,505 | 15,126 | 15,775 | 86.47 | 45.50 | 0.9 | 1.7 | 0.9 | 1.0 | 0.9 | 1.0 | 0.7 | 1.7 | 0.7 | 0.7 | 0.9 | |
| Tenants | 64,349,200 | 29,208,281 | 2,275 | 1,000 | 65.71 | 29.28 | 69.7 | 68.0 | 71.2 | 69.2 | 72.7 | 71.0 | 64.0 | 60.2 | 62.8 | 60.9 | 62.7 | 64.1 |
| Alabama. | | | | | | | | | | | | | | | | | | |
| White farmers, total | 426,752,943 | 214,334,884 | 2,652 | 1,406 | 28.02 | 13.70 | 100.0 | 100.0 | 100.0 | 100.0 | 100.0 | 100.0 | 100.0 | 100.0 | 100.0 | 100.0 | 100.0 | 100.0 |
| Owners | 279,494,456 | 140,586,796 | 3,109 | 1,722 | 25.02 | 12.66 | 66.0 | 69.8 | 65.5 | 69.8 | 64.0 | 67.8 | 70.1 | 75.2 | 73.0 | 75.8 | 66.4 | 68.3 |
| Managers | 14,037,411 | 6,550,064 | 22,862 | 11,029 | 39.10 | 18.76 | 3.1 | 2.8 | 3.3 | 3.1 | 3.7 | 3.4 | 2.1 | 2.2 | 2.2 | 2.5 | 2.2 | |
| Tenants | 133,221,076 | 58,197,104 | 1,892 | 895 | 33.13 | 16.73 | 30.9 | 27.4 | 31.2 | 27.2 | 32.3 | 28.8 | 27.0 | 22.6 | 24.8 | 21.7 | 31.4 | 29.9 |
| Colored farmers, total | 116,904,812 | 78,918,727 | 1,228 | 669 | 26.89 | 14.52 | 100.0 | 100.0 | 100.0 | 100.0 | 100.0 | 100.0 | 100.0 | 100.0 | 100.0 | 100.0 | 100.0 | 100.0 |
| Owners | 29,024,385 | 17,285,502 | 1,087 | 1,012 | 21.78 | 11.79 | 25.0 | 23.1 | 24.8 | 23.4 | 23.9 | 22.4 | 28.3 | 27.3 | 28.3 | 28.1 | 24.7 | 21.3 |
| Managers | 1,053,905 | 414,729 | 8,298 | 7,976 | 32.78 | 23.72 | 0.8 | 0.5 | 0.9 | 0.6 | 0.9 | 0.4 | 0.8 | 1.1 | 0.6 | 0.5 | 0.6 | |
| Tenants | 86,826,227 | 56,218,496 | 1,115 | 602 | 29.10 | 15.68 | 74.2 | 76.4 | 74.3 | 76.1 | 75.2 | 77.1 | 70.9 | 71.6 | 71.1 | 71.4 | 74.7 | 78.3 |
| Mississippi. | | | | | | | | | | | | | | | | | | |
| White farmers, total | 387,295,247 | 185,637,732 | 3,493 | 1,693 | 31.28 | 15.34 | 100.0 | 100.0 | 100.0 | 100.0 | 100.0 | 100.0 | 100.0 | 100.0 | 100.0 | 100.0 | 100.0 | 100.0 |
| Owners | 286,770,485 | 137,356,509 | 3,916 | 2,049 | 28.06 | 14.47 | 70.7 | 74.1 | 68.9 | 74.0 | 66.8 | 71.5 | 75.8 | 80.5 | 76.0 | 78.5 | 73.1 | 73.6 |
| Managers | 32,319,732 | 11,827,047 | 40,552 | 16,449 | 59.62 | 21.52 | 7.7 | 5.9 | 8.3 | 6.4 | 9.4 | 7.5 | 4.8 | 3.5 | 6.6 | 6.1 | 5.1 | |
| Tenants | 88,204,990 | 36,454,176 | 2,102 | 870 | 37.84 | 17.69 | 22.3 | 20.0 | 22.8 | 19.0 | 23.8 | 21.1 | 19.5 | 16.0 | 17.4 | 15.4 | 21.9 | 22.8 |
| Colored farmers, total | 402,601,531 | 148,524,557 | 2,497 | 902 | 69.24 | 23.00 | 100.0 | 100.0 | 100.0 | 100.0 | 100.0 | 100.0 | 100.0 | 100.0 | 100.0 | 100.0 | 100.0 | 100.0 |
| Owners | 56,751,385 | 34,317,764 | 2,448 | 1,371 | 31.09 | 15.41 | 15.4 | 23.7 | 14.1 | 23.1 | 13.1 | 22.0 | 20.0 | 28.0 | 25.9 | 33.4 | 23.1 | 24.6 |
| Managers | | | | | | | | | | | | | | | | | | |

TABLE 20.—VALUE OF LAND AND BUILDINGS, WITH AVERAGE PER FARM AND PER ACRE, AND PER CENT DISTRIBUTION OF THE VALUE OF ALL CLASSES OF FARM PROPERTY, BY COLOR AND TENURE, BY STATES: 1920 AND 1910—Continued.

[Figures for geographic divisions in Table 19.]

| STATE AND COLOR AND TENURE. | VALUE OF LAND AND BUILDINGS. | | | | | | PER CENT DISTRIBUTION. | | | | | | | | | | | |
|-----------------------------|------------------------------|---------------|-------------------|---------|-------------------|---------|------------------------|-------|---------------------|-------|-------------|-------|------------|-------|---------------------------|-------|-------------|-------|
| | Amount. | | Average per farm. | | Average per acre. | | All farm property. | | Land and buildings. | | Land alone. | | Buildings. | | Implements and machinery. | | Live stock. | |
| | 1920 | 1910 | 1920 | 1910 | 1920 | 1910 | 1920 | 1910 | 1920 | 1910 | 1920 | 1910 | 1920 | 1910 | 1920 | 1910 | 1920 | 1910 |
| WEST SOUTH CENTRAL. | | | | | | | | | | | | | | | | | | |
| Arkansas. | | | | | | | | | | | | | | | | | | |
| White farmers, total | \$570,653,957 | \$240,153,704 | \$3,559 | \$1,590 | \$38.47 | \$16.27 | 100.0 | 100.0 | 100.0 | 100.0 | 100.0 | 100.0 | 100.0 | 100.0 | 100.0 | 100.0 | 100.0 | 100.0 |
| Owners | 361,764,359 | 161,187,795 | 3,719 | 1,752 | 33.60 | 14.41 | 64.0 | 68.1 | 63.4 | 67.1 | 61.4 | 64.9 | 71.1 | 75.1 | 69.8 | 73.4 | 69.3 | 70.0 |
| Managers | 24,139,921 | 10,201,743 | 37,660 | 14,228 | 71.35 | 31.67 | 3.9 | 3.8 | 4.2 | 4.2 | 4.7 | 4.8 | 2.3 | 2.2 | 3.6 | 3.9 | 2.2 | 1.8 |
| Tenants | 184,758,777 | 68,764,161 | 2,901 | 1,178 | 49.69 | 21.12 | 31.5 | 28.2 | 32.4 | 28.6 | 33.9 | 30.3 | 20.0 | 26.7 | 22.7 | 28.5 | 27.6 | 27.6 |
| Colored farmers, total | 182,457,609 | 69,013,109 | 2,524 | 1,085 | 69.51 | 26.01 | 100.0 | 100.0 | 100.0 | 100.0 | 100.0 | 100.0 | 100.0 | 100.0 | 100.0 | 100.0 | 100.0 | 100.0 |
| Owners | 45,592,538 | 20,694,215 | 2,966 | 1,411 | 43.73 | 17.19 | 26.5 | 31.1 | 25.0 | 30.0 | 24.1 | 28.8 | 30.1 | 36.0 | 37.8 | 40.8 | 35.6 | 34.6 |
| Managers | 1,187,555 | 233,915 | 12,501 | 5,194 | 89.89 | 39.21 | 0.6 | 0.3 | 0.7 | 0.3 | 0.4 | 0.4 | 0.3 | 0.8 | 0.8 | 0.5 | 0.5 | 0.2 |
| Tenants | 135,677,516 | 48,079,979 | 2,338 | 984 | 86.47 | 33.32 | 72.8 | 68.5 | 74.4 | 69.7 | 73.2 | 70.8 | 69.5 | 63.8 | 61.4 | 58.7 | 63.9 | 65.2 |
| Louisiana. | | | | | | | | | | | | | | | | | | |
| White farmers, total | 366,365,525 | 192,610,792 | 4,991 | 2,933 | 48.75 | 23.16 | 100.0 | 100.0 | 100.0 | 100.0 | 100.0 | 100.0 | 100.0 | 100.0 | 100.0 | 100.0 | 100.0 | 100.0 |
| Owners | 236,354,694 | 121,341,966 | 5,108 | 2,871 | 42.61 | 20.46 | 65.4 | 63.3 | 64.5 | 63.0 | 63.1 | 61.3 | 70.6 | 69.2 | 66.7 | 56.4 | 69.3 | 68.4 |
| Managers | 43,057,956 | 29,238,223 | 58,563 | 33,660 | 48.62 | 30.35 | 11.4 | 15.5 | 11.8 | 15.2 | 12.4 | 15.6 | 9.1 | 13.7 | 16.7 | 30.4 | 7.9 | 9.9 |
| Tenants | 86,952,975 | 41,970,603 | 3,294 | 1,863 | 60.21 | 29.59 | 23.2 | 21.2 | 23.7 | 21.8 | 24.6 | 28.1 | 20.3 | 17.1 | 16.6 | 13.2 | 22.9 | 21.7 |
| Colored farmers, total | 107,673,268 | 44,933,658 | 1,735 | 819 | 49.33 | 21.15 | 100.0 | 100.0 | 100.0 | 100.0 | 100.0 | 100.0 | 100.0 | 100.0 | 100.0 | 100.0 | 100.0 | 100.0 |
| Owners | 25,472,623 | 12,779,570 | 2,319 | 1,192 | 24.07 | 15.31 | 24.5 | 29.2 | 23.7 | 28.4 | 23.1 | 27.6 | 25.9 | 31.8 | 29.3 | 38.1 | 28.0 | 31.0 |
| Managers | 863,310 | 604,071 | 9,275 | 7,845 | 58.09 | 28.80 | 0.8 | 1.2 | 0.8 | 1.3 | 0.9 | 1.4 | 0.5 | 1.0 | 0.7 | 1.2 | 0.5 | 0.7 |
| Tenants | 81,347,335 | 31,550,017 | 1,506 | 716 | 57.27 | 24.87 | 74.7 | 69.6 | 75.6 | 70.2 | 76.0 | 70.9 | 73.5 | 67.2 | 70.0 | 60.7 | 71.5 | 68.3 |
| Oklahoma. | | | | | | | | | | | | | | | | | | |
| White farmers, total | 1,286,081,414 | 691,455,431 | 7,423 | 4,079 | 42.53 | 26.01 | 100.0 | 100.0 | 100.0 | 100.0 | 100.0 | 100.0 | 100.0 | 100.0 | 100.0 | 100.0 | 100.0 | 100.0 |
| Owners | 1,883,769,434 | 1,003,327,398 | 8,993 | 5,192 | 40.29 | 26.78 | 55.6 | 55.0 | 54.6 | 55.8 | 53.0 | 54.8 | 60.6 | 62.5 | 62.8 | 59.2 | 58.6 | 54.4 |
| Managers | 25,772,477 | 8,612,109 | 30,321 | 13,801 | 28.59 | 20.39 | 2.0 | 1.4 | 2.0 | 1.2 | 2.1 | 1.2 | 1.6 | 1.4 | 1.1 | 1.0 | 2.6 | 2.2 |
| Tenants | 577,683,305 | 297,306,368 | 6,284 | 3,141 | 40.88 | 26.27 | 42.4 | 43.0 | 43.4 | 43.0 | 44.3 | 43.9 | 37.7 | 36.1 | 36.1 | 39.8 | 38.3 | 43.4 |
| Colored farmers, total | 77,783,880 | 47,221,792 | 4,154 | 2,284 | 45.40 | 20.74 | 100.0 | 100.0 | 100.0 | 100.0 | 100.0 | 100.0 | 100.0 | 100.0 | 100.0 | 100.0 | 100.0 | 100.0 |
| Owners | 45,310,004 | 32,325,348 | 4,776 | 2,899 | 44.01 | 20.21 | 59.2 | 69.0 | 68.3 | 68.5 | 56.6 | 67.2 | 68.1 | 78.8 | 67.7 | 70.8 | 62.2 | 71.1 |
| Managers | 881,765 | 136,462 | 10,138 | 5,054 | 34.94 | 21.68 | 1.1 | 0.3 | 1.1 | 0.3 | 1.1 | 0.3 | 1.0 | 0.3 | 1.1 | 0.2 | 1.3 | 0.4 |
| Tenants | 31,612,111 | 14,759,983 | 3,464 | 1,555 | 47.95 | 22.00 | 39.7 | 30.7 | 40.6 | 31.3 | 42.3 | 32.5 | 30.9 | 22.9 | 31.2 | 29.0 | 36.5 | 28.5 |
| Texas. | | | | | | | | | | | | | | | | | | |
| White farmers, total | 3,474,000,091 | 1,761,619,447 | 9,724 | 5,086 | 31.71 | 16.20 | 100.0 | 100.0 | 100.0 | 100.0 | 100.0 | 100.0 | 100.0 | 100.0 | 100.0 | 100.0 | 100.0 | 100.0 |
| Owners | 1,883,769,434 | 1,003,327,398 | 10,003 | 5,745 | 28.35 | 14.90 | 55.5 | 58.2 | 54.2 | 57.3 | 53.0 | 56.0 | 63.2 | 67.2 | 62.8 | 62.3 | 61.1 | 62.8 |
| Managers | 203,697,405 | 154,999,067 | 86,587 | 68,858 | 14.30 | 8.68 | 6.3 | 8.7 | 5.9 | 8.8 | 6.4 | 9.7 | 2.3 | 2.5 | 2.5 | 2.9 | 9.7 | 9.1 |
| Tenants | 1,386,533,252 | 593,292,982 | 7,325 | 3,470 | 48.02 | 25.84 | 38.3 | 33.1 | 39.9 | 33.9 | 40.7 | 34.3 | 34.5 | 30.3 | 34.7 | 34.8 | 29.2 | 28.0 |
| Colored farmers, total | 226,173,228 | 91,588,948 | 2,871 | 1,310 | 50.73 | 21.38 | 100.0 | 100.0 | 100.0 | 100.0 | 100.0 | 100.0 | 100.0 | 100.0 | 100.0 | 100.0 | 100.0 | 100.0 |
| Owners | 68,170,518 | 30,687,272 | 2,896 | 1,445 | 37.76 | 16.44 | 31.9 | 35.3 | 30.1 | 33.5 | 28.4 | 32.0 | 40.9 | 42.5 | 44.0 | 46.0 | 42.0 | 42.4 |
| Managers | 2,827,325 | 1,092,550 | 21,099 | 13,488 | 33.82 | 11.54 | 1.3 | 1.1 | 1.3 | 1.2 | 1.3 | 1.3 | 0.8 | 0.6 | 0.7 | 0.8 | 1.7 | 0.8 |
| Tenants | 155,175,385 | 59,809,126 | 2,810 | 1,231 | 60.37 | 25.75 | 63.8 | 63.6 | 68.6 | 65.3 | 70.3 | 66.7 | 58.3 | 56.8 | 55.3 | 53.2 | 56.3 | 56.9 |
| MOUNTAIN. | | | | | | | | | | | | | | | | | | |
| Montana. | | | | | | | | | | | | | | | | | | |
| White farmers, total | 767,439,420 | 247,484,190 | 13,556 | 8,892 | 22.30 | 18.67 | 100.0 | 100.0 | 100.0 | 100.0 | 100.0 | 100.0 | 100.0 | 100.0 | 100.0 | 100.0 | 100.0 | 100.0 |
| Owners | 618,493,954 | 192,553,254 | 12,549 | 8,674 | 21.82 | 18.60 | 80.9 | 79.1 | 80.6 | 77.8 | 80.3 | 77.4 | 83.0 | 81.5 | 84.7 | 84.8 | 81.3 | 82.0 |
| Managers | 50,240,105 | 26,236,608 | 56,513 | 52,264 | 17.60 | 18.39 | 6.7 | 10.4 | 6.5 | 10.6 | 6.7 | 10.9 | 5.4 | 7.5 | 3.8 | 5.9 | 8.5 | 10.4 |
| Tenants | 98,705,361 | 28,694,328 | 15,329 | 12,379 | 30.68 | 19.49 | 12.4 | 10.5 | 12.9 | 11.6 | 13.0 | 11.7 | 11.6 | 11.0 | 11.4 | 9.3 | 10.2 | 7.6 |
| Colored farmers, total | 8,328,109 | 4,141,740 | 3,775 | 3,463 | 14.32 | 14.17 | 100.0 | 100.0 | 100.0 | 100.0 | 100.0 | 100.0 | 100.0 | 100.0 | 100.0 | 100.0 | 100.0 | 100.0 |
| Owners | 8,521,157 | 3,958,605 | 8,051 | 3,392 | 14.05 | 13.80 | 90.7 | 96.1 | 91.3 | 95.6 | 92.8 | 95.8 | 78.5 | 91.1 | 91.4 | 88.8 | 88.5 | 97.6 |
| Managers | 222,125 | 56,400 | 22,213 | 18,800 | 48.84 | 16.89 | 1.9 | 1.6 | 2.4 | 1.4 | 1.3 | 1.2 | 12.1 | 4.9 | 0.9 | 8.0 | 0.6 | 1.7 |
| Tenants | 584,827 | 120,735 | 8,600 | 4,874 | 14.36 | 55.76 | 7.3 | 2.3 | 6.3 | 3.1 | 5.9 | 3.0 | 9.4 | 4.0 | 7.7 | 3.1 | 10.9 | 0.7 |
| Idaho. | | | | | | | | | | | | | | | | | | |
| White farmers, total | 576,470,350 | 242,839,338 | 13,558 | 7,988 | 69.22 | 46.48 | 100.0 | 100.0 | 100.0 | 100.0 | 100.0 | 100.0 | 100.0 | 100.0 | 100.0 | 100.0 | 100.0 | 100.0 |
| Owners | 434,749,536 | 194,070,158 | 12,081 | 7,268 | 64.29 | 44.39 | 76.5 | 81.4 | 75.4 | 80.3 | 79.6 | 81.8 | 85.9 | 82.4 | 86.1 | 80.6 | 86.0 | |
| Managers | 29,121,176 | 13,627,913 | 38,418 | 30,284 | 75.50 | 50.43 | 5.2 | 5.7 | 5.1 | 5.6 | 5.2 | 5.8 | 4.2 | 4.2 | 3.2 | 3.7 | 6.9 | 6.5 |
| Tenants | 112,599,638 | 34,241,207 | 17,175 | 10,954 | 95.45 | 60.83 | 18.3 | 12.9 | 19.5 | 14.1 | 20.3 | 14.6 | 14.0 | 14.4 | 10.2 | 12.5 | 7.5 | |
| Colored farmers, total | 5,041,614 | 2,226,487 | 9,924 | 5,497 | 105.28 | 37.94 | 100.0 | 100.0 | 100.0 | 100.0 | 100.0 | 100.0 | 100.0 | 100.0 | 100.0 | 100.0 | 100.0 | 100.0 |
| Owners | 2,838,000 | 1,836,337 | 7,820 | 5,354 | 78.32 | 33.70 | 58.0 | 84.1 | 56.3 | 82.5 | 55.9 | 82.2 | 61.1 | 85.7 | 66.3 | 81.8 | 74.7 | 93.6 |
| Managers | | | | | | | | | | | | | | | | | | |
| Tenants | 2,203,614 | 390,100 | 15,193 | 6,292 | 189.21 | 92.97 | 42.0 | 15.9 | 43.7 | 17.5 | 44.1 | 17.8 | 38.9 | 14.3 | 33.7 | 18.2 | 25.3 | 6.4 |
| Wyoming. | | | | | | | | | | | | | | | | | | |
| White farmers, total | 233,689,185 | 97,707,277 | 15,000 | 8,946 | 19.83 | 11.45 | 100.0 | 100.0 | 100.0 | 100.0 | 100.0 | 100.0 | 100.0 | 100.0 | 100.0 | 100.0 | 100.0 | 100.0 |
| Owners | 173,572,717 | 71,082,554 | 13,070 | 7,315 | 18.68 | 13.82 | 75.6 | 73.5 | 74.3 | 72.8 | 73.8 | 72.2 | 78.8 | 78.1 | 81.2 | 80.2 | 78.5 | 74.4 |
| Managers | 30,461,658 | 17,176,459 | 80,880 | 55,408 | 20.80 | 6.00 | 12.7 | 18.6 | 13.0 | 17.6 | 13.5 | 18.0 | 9.4 | 13.3 | 6.9 | 12.2 | 12.5 | 20.5 |
| Tenants | 29,649,790 | 9,448,264 | 15,414 | 10,569 | 30.26 | 17.92 | 11.7 | 7.8 | 12.7 | 9.7 | 12.8 | 9.8 | 11.9 | 8.6 | 11.9 | 7.0 | 9.0 | 5.1 |
| Colored farmers, total | 1,058,960 | 208,000 | 6,268 | 3,200 | 46.31 | 19.24 | 100.0 | 100.0 | 100.0 | 100.0 | 100.0 | 100.0 | 100.0 | 100.0 | 100.0 | 100.0 | 100.0 | 100.0 |
| Owners | 707,010 | 194,000 | 5,743 | 3,180 | 38.98 | 18.53 | 70.4 | 94.4 | 66.8 | 98.3 | 66.5 | 93.6 | 69.7 | 89.1 | 64.1 | 89.4 | 85.1 | 97.8 |
| Managers | | 8,000 | | 8,000 | | 100.00 | | | | 3.0 | | 3.8 | | 7.0 | | 3.4 | | |

TABLE 20.—VALUE OF LAND AND BUILDINGS, WITH AVERAGE PER FARM AND PER ACRE, AND PER CENT DISTRIBUTION OF THE VALUE OF ALL CLASSES OF FARM PROPERTY, BY COLOR AND TENURE, BY STATES: 1920 AND 1910—Continued.

[Figures for geographic divisions in Table 19.]

| STATE AND COLOR AND TENURE. | VALUE OF LAND AND BUILDINGS. | | | | | | PER CENT DISTRIBUTION. | | | | | | | | | | | |
|-----------------------------|------------------------------|---------------|-------------------|---------|-------------------|---------|------------------------|-------|---------------------|-------|-------------|-------|------------|-------|---------------------------|-------|-------------|-------|
| | Amount. | | Average per farm. | | Average per acre. | | All farm property. | | Land and buildings. | | Land alone. | | Buildings. | | Implements and machinery. | | Live stock. | |
| | 1920 | 1910 | 1920 | 1910 | 1920 | 1910 | 1920 | 1910 | 1920 | 1910 | 1920 | 1910 | 1920 | 1910 | 1920 | 1910 | 1920 | 1910 |
| MOUNTAIN—Con. | | | | | | | | | | | | | | | | | | |
| Colorado—Con. | | | | | | | | | | | | | | | | | | |
| Colored farmers, total..... | \$7,513,065 | \$4,026,245 | \$13,586 | \$7,013 | \$85.98 | \$37.32 | 100.0 | 100.0 | 100.0 | 100.0 | 100.0 | 100.0 | 100.0 | 100.0 | 100.0 | 100.0 | 100.0 | 100.0 |
| Owners..... | 1,611,065 | 2,862,385 | 6,496 | 6,142 | 34.48 | 33.00 | 22.6 | 69.9 | 21.4 | 71.1 | 20.7 | 71.7 | 29.5 | 48.5 | 21.5 | 44.4 | 36.6 | 49.8 |
| Managers..... | 190,200 | 13,500 | 31,700 | 13,500 | 79.58 | 5.00 | 2.9 | 0.4 | 2.5 | 0.3 | 2.5 | 0.3 | 3.4 | 0.1 | 2.2 | 0.1 | 7.9 | 1.9 |
| Tenants..... | 5,711,800 | 1,149,860 | 10,103 | 10,742 | 149.30 | 62.42 | 74.5 | 29.7 | 76.0 | 28.6 | 76.8 | 28.0 | 67.1 | 51.4 | 76.3 | 55.4 | 55.5 | 48.3 |
| New Mexico. | | | | | | | | | | | | | | | | | | |
| White farmers, total..... | 219,443,938 | 109,587,338 | 7,846 | 3,269 | 9.01 | 9.88 | 100.0 | 100.0 | 100.0 | 100.0 | 100.0 | 100.0 | 100.0 | 100.0 | 100.0 | 100.0 | 100.0 | 100.0 |
| Owners..... | 166,457,042 | 78,938,055 | 6,003 | 2,524 | 9.35 | 11.40 | 76.5 | 74.1 | 75.9 | 72.0 | 74.9 | 70.3 | 82.9 | 84.8 | 82.4 | 87.4 | 77.3 | 78.1 |
| Managers..... | 30,720,090 | 20,250,622 | 54,627 | 63,882 | 6.09 | 6.35 | 11.1 | 17.6 | 10.7 | 18.5 | 11.3 | 19.7 | 6.6 | 9.0 | 6.7 | 0.7 | 12.7 | 10.4 |
| Tenants..... | 29,442,806 | 10,398,661 | 8,596 | 5,377 | 10.95 | 10.67 | 12.4 | 8.3 | 13.4 | 9.5 | 13.8 | 9.9 | 10.4 | 6.2 | 12.2 | 5.9 | 10.1 | 5.5 |
| Colored farmers, total..... | 2,370,274 | 2,243,661 | 1,264 | 1,045 | 36.83 | 12.25 | 100.0 | 100.0 | 100.0 | 100.0 | 100.0 | 100.0 | 100.0 | 100.0 | 100.0 | 100.0 | 100.0 | 100.0 |
| Owners..... | 1,912,135 | 2,044,170 | 1,164 | 964 | 31.95 | 11.75 | 84.2 | 93.9 | 80.7 | 91.1 | 77.5 | 90.8 | 94.4 | 94.0 | 81.6 | 92.9 | 88.3 | 97.7 |
| Managers..... | 12,750 | 93,150 | 6,375 | 23,288 | 490.38 | 16.84 | 0.3 | 2.8 | 0.5 | 4.2 | 0.5 | 4.4 | 0.7 | 2.1 | 0.5 | 1.5 | (1) | 1.0 |
| Tenants..... | 445,389 | 106,341 | 1,936 | 4,624 | 99.13 | 28.18 | 15.5 | 3.3 | 18.8 | 4.7 | 22.0 | 4.8 | 4.9 | 3.9 | 17.8 | 5.6 | 11.7 | 1.2 |
| Arizona. | | | | | | | | | | | | | | | | | | |
| White farmers, total..... | 168,903,633 | 44,966,301 | 18,105 | 7,465 | 29.42 | 39.25 | 100.0 | 100.0 | 100.0 | 100.0 | 100.0 | 100.0 | 100.0 | 100.0 | 100.0 | 100.0 | 100.0 | 100.0 |
| Owners..... | 103,841,200 | 31,139,862 | 14,194 | 6,161 | 27.58 | 40.07 | 62.0 | 70.9 | 61.5 | 69.3 | 60.5 | 67.7 | 70.9 | 82.6 | 70.8 | 79.2 | 62.4 | 73.6 |
| Managers..... | 30,720,090 | 5,764,744 | 102,433 | 37,926 | 22.11 | 21.91 | 19.9 | 12.8 | 18.2 | 12.8 | 18.4 | 13.6 | 16.6 | 6.6 | 13.7 | 8.9 | 26.5 | 12.9 |
| Tenants..... | 34,332,514 | 8,061,695 | 20,442 | 9,895 | 58.55 | 76.48 | 18.1 | 16.3 | 20.3 | 17.9 | 21.1 | 18.8 | 12.5 | 10.8 | 15.3 | 11.9 | 11.1 | 13.4 |
| Colored farmers, total..... | 3,421,688 | 2,319,009 | 5,297 | 724 | 56.63 | 22.99 | 100.0 | 100.0 | 100.0 | 100.0 | 100.0 | 100.0 | 100.0 | 100.0 | 100.0 | 100.0 | 100.0 | 100.0 |
| Owners..... | 1,805,568 | 2,059,749 | 3,265 | 653 | 33.32 | 21.05 | 62.3 | 94.3 | 62.8 | 88.7 | 52.3 | 88.7 | 59.5 | 89.3 | 69.3 | 91.7 | 95.5 | 98.8 |
| Managers..... | 96,900 | 35,950 | 19,380 | 3,268 | 85.75 | 21.46 | 2.4 | 1.0 | 2.8 | 1.6 | 2.4 | 1.3 | 10.1 | 6.4 | 5.3 | 0.5 | 0.5 | 0.6 |
| Tenants..... | 1,519,230 | 226,310 | 17,264 | 5,263 | 297.36 | 151.48 | 35.3 | 4.6 | 44.4 | 9.8 | 45.3 | 10.1 | 30.5 | 4.3 | 25.4 | 7.8 | 4.0 | 0.6 |
| Utah. | | | | | | | | | | | | | | | | | | |
| White farmers, total..... | 240,375,588 | 116,398,862 | 9,521 | 5,439 | 48.08 | 34.49 | 100.0 | 100.0 | 100.0 | 100.0 | 100.0 | 100.0 | 100.0 | 100.0 | 100.0 | 100.0 | 100.0 | 100.0 |
| Owners..... | 205,660,004 | 100,928,169 | 9,206 | 5,164 | 50.82 | 35.15 | 85.8 | 87.6 | 85.6 | 86.7 | 84.9 | 85.9 | 89.7 | 91.2 | 89.6 | 89.5 | 86.1 | 90.8 |
| Managers..... | 9,566,800 | 6,295,737 | 32,651 | 32,620 | 16.21 | 20.12 | 4.4 | 5.2 | 4.0 | 5.4 | 4.2 | 5.9 | 3.3 | 2.5 | 2.6 | 4.0 | 6.9 | 4.3 |
| Tenants..... | 25,139,674 | 9,174,956 | 9,614 | 5,524 | 69.41 | 48.11 | 9.7 | 7.3 | 10.5 | 7.9 | 10.8 | 8.2 | 8.1 | 6.3 | 7.9 | 6.5 | 6.9 | 4.9 |
| Colored farmers, total..... | 3,376,190 | 1,146,470 | 8,155 | 4,154 | 65.98 | 50.05 | 100.0 | 100.0 | 100.0 | 100.0 | 100.0 | 100.0 | 100.0 | 100.0 | 100.0 | 100.0 | 100.0 | 100.0 |
| Owners..... | 1,805,568 | 459,585 | 3,895 | 2,267 | 35.23 | 21.05 | 35.4 | 53.8 | 28.3 | 42.7 | 27.4 | 40.9 | 40.3 | 69.3 | 44.8 | 80.3 | 73.1 | 93.3 |
| Managers..... | 171,000 | 250,000 | 57,000 | 260,000 | 6.73 | 100.00 | 6.2 | 16.9 | 5.1 | 21.8 | 5.0 | 23.1 | 6.5 | 2.8 | 3.5 | | 13.1 | 0.2 |
| Tenants..... | 2,260,445 | 406,885 | 13,084 | 6,896 | 226.02 | 115.26 | 58.4 | 29.3 | 66.7 | 35.5 | 67.7 | 36.0 | 63.2 | 28.1 | 51.7 | 19.7 | 13.8 | 6.4 |
| Nevada. | | | | | | | | | | | | | | | | | | |
| White farmers, total..... | 65,620,734 | 39,335,864 | 22,290 | 15,560 | 27.98 | 14.53 | 100.0 | 100.0 | 100.0 | 100.0 | 100.0 | 100.0 | 100.0 | 100.0 | 100.0 | 100.0 | 100.0 | 100.0 |
| Owners..... | 43,302,690 | 21,483,390 | 17,403 | 10,620 | 30.79 | 20.95 | 66.3 | 55.4 | 66.1 | 64.6 | 65.2 | 53.4 | 73.9 | 64.6 | 76.8 | 70.4 | 65.5 | 55.8 |
| Managers..... | 16,799,940 | 13,904,993 | 100,598 | 77,250 | 21.09 | 9.12 | 26.0 | 36.2 | 25.6 | 35.3 | 26.7 | 36.5 | 19.1 | 26.1 | 13.8 | 20.3 | 28.3 | 39.3 |
| Tenants..... | 5,458,905 | 3,947,481 | 19,084 | 12,146 | 38.83 | 25.07 | 7.7 | 8.4 | 8.3 | 10.0 | 8.1 | 10.1 | 9.9 | 9.4 | 9.4 | 9.3 | 6.2 | 5.0 |
| Colored farmers, total..... | 634,480 | 273,475 | 2,897 | 1,699 | 53.91 | 34.49 | 100.0 | 100.0 | 100.0 | 100.0 | 100.0 | 100.0 | 100.0 | 100.0 | 100.0 | 100.0 | 100.0 | 100.0 |
| Owners..... | 516,580 | 248,125 | 2,483 | 1,032 | 46.66 | 35.23 | 84.9 | 93.0 | 81.4 | 90.7 | 70.7 | 90.0 | 96.3 | 95.4 | 95.7 | 97.4 | 95.3 | 98.0 |
| Managers..... | 5,000 | 3,500 | 5,000 | 3,500 | 62.60 | 21.88 | 0.7 | 1.0 | 0.8 | 1.3 | 0.9 | 1.4 | 0.1 | 0.3 | 0.6 | 0.3 | 0.3 | 0.2 |
| Tenants..... | 112,900 | 21,850 | 11,295 | 2,781 | 189.83 | 30.06 | 14.4 | 6.1 | 17.8 | 8.0 | 19.5 | 8.6 | 3.6 | 4.3 | 3.7 | 2.3 | 4.3 | 1.8 |
| PACIFIC. | | | | | | | | | | | | | | | | | | |
| Washington. | | | | | | | | | | | | | | | | | | |
| White farmers, total..... | 907,801,691 | 563,157,981 | 13,861 | 10,227 | 69.07 | 48.50 | 100.0 | 100.0 | 100.0 | 100.0 | 100.0 | 100.0 | 100.0 | 100.0 | 100.0 | 100.0 | 100.0 | 100.0 |
| Owners..... | 615,279,267 | 426,856,472 | 11,791 | 9,120 | 60.95 | 47.26 | 63.3 | 76.1 | 67.8 | 75.8 | 66.3 | 75.0 | 77.5 | 83.5 | 73.0 | 78.9 | 70.8 | 78.2 |
| Managers..... | 45,559,894 | 29,293,274 | 39,310 | 30,885 | 84.38 | 55.42 | 4.9 | 6.3 | 5.0 | 5.2 | 5.1 | 5.4 | 4.5 | 3.4 | 3.7 | 3.3 | 4.0 | 3.4 |
| Tenants..... | 240,962,530 | 107,008,235 | 21,146 | 14,633 | 72.36 | 52.19 | 26.8 | 18.9 | 27.2 | 19.0 | 28.6 | 19.6 | 18.0 | 13.0 | 23.3 | 17.8 | 24.4 | 18.4 |
| Colored farmers, total..... | 12,590,650 | 8,810,476 | 9,645 | 7,832 | 124.17 | 87.37 | 100.0 | 100.0 | 100.0 | 100.0 | 100.0 | 100.0 | 100.0 | 100.0 | 100.0 | 100.0 | 100.0 | 100.0 |
| Owners..... | 3,720,350 | 3,767,968 | 7,190 | 5,375 | 53.44 | 45.46 | 30.5 | 45.1 | 29.5 | 42.8 | 28.4 | 42.1 | 42.0 | 55.2 | 31.8 | 66.9 | 38.3 | 69.5 |
| Managers..... | 162,860 | 121,200 | 18,094 | 11,018 | 135.93 | 232.63 | 1.4 | 1.3 | 1.3 | 1.4 | 1.3 | 1.3 | 0.8 | 3.1 | 0.7 | 0.6 | 2.2 | 0.5 |
| Tenants..... | 8,707,450 | 4,921,308 | 11,767 | 11,916 | 284.07 | 282.20 | 68.2 | 53.6 | 69.2 | 55.9 | 70.3 | 56.7 | 57.2 | 41.8 | 67.4 | 32.5 | 59.5 | 30.0 |
| Oregon. | | | | | | | | | | | | | | | | | | |
| White farmers, total..... | 669,826,485 | 450,408,264 | 13,496 | 10,037 | 49.83 | 39.27 | 100.0 | 100.0 | 100.0 | 100.0 | 100.0 | 100.0 | 100.0 | 100.0 | 100.0 | 100.0 | 100.0 | 100.0 |
| Owners..... | 475,825,872 | 332,281,402 | 12,045 | 8,904 | 47.93 | 37.63 | 71.9 | 74.5 | 71.0 | 73.8 | 70.0 | 72.9 | 78.1 | 81.9 | 75.5 | 79.6 | 76.3 | 79.2 |
| Managers..... | 36,261,485 | 28,593,183 | 39,936 | 34,080 | 45.35 | 37.45 | 5.4 | 6.3 | 5.4 | 6.3 | 5.5 | 6.0 | 4.7 | 3.9 | 3.0 | 3.9 | 6.1 | 6.7 |
| Tenants..... | 167,739,128 | 89,533,669 | 17,108 | 13,277 | 58.90 | 47.74 | 22.7 | 19.1 | 23.5 | 19.9 | 24.5 | 20.5 | 17.1 | 14.2 | 20.9 | 16.0 | 17.6 | 14.1 |
| Colored farmers, total..... | 5,386,799 | 5,168,105 | 9,401 | 8,243 | 53.95 | 24.00 | 100.0 | 100.0 | 100.0 | 100.0 | 100.0 | 100.0 | 100.0 | 100.0 | 100.0 | 100.0 | 100.0 | 100.0 |
| Owners..... | 2,699,862 | 3,504,670 | 7,542 | 7,332 | 30.21 | 17.06 | 52.8 | 70.2 | 50.1 | 67.8 | 49.1 | 68.6 | 59.3 | 63.7 | 43.8 | 76.0 | 83.4 | 89.2 |
| Managers..... | 183,275 | 132,500 | 22,909 | 16,563 | 134.07 | 53.69 | 3.2 | 2.5 | 3.4 | 2.6 | 3.4 | 2.4 | 3.7 | 5.7 | 2.4 | 1.8 | 1.2 | 1.3 |
| Tenants..... | 2,503,662 | 1,530,935 | 12,095 | 10,858 | 274.31 | 204.83 | 44.1 | 27.3 | 46.5 | 29.6 | 47.5 | 29.0 | 37.0 | 40.6 | 53.8 | 21.5 | 15.4 | 9.1 |
| California. | | | | | | | | | | | | | | | | | | |
| White farmers, total..... | 2,913,026,253 | 1,417,723,511 | 26,200 | 16,656 | 100.99 | 51.24 | 100.0 | 100.0 | 100.0 | 100.0 | 100.0 | 100.0 | 100.0 | 100.0 | 100.0 | 100.0 | 100.0 | 100.0 |
| Owners..... | 1,883,607,285 | 878,203,553 | 21,817 | 13,368 | 110.35 | 58.42 | 64.6 | 61.9 | 64.7 | 61.9 | 63.5 | 60.6 | 75.1 | 75.0 | 71.5 | 68.6 | 60.3 | 59.1 |
| Managers..... | 434,038,626 | 228,114,615 | 90,425 | | | | | | | | | | | | | | | |

TABLE 21.—AVERAGE VALUE OF ALL FARM PROPERTY AND OF THE SEVERAL CLASSES, PER FARM AND PER ACRE, BY COLOR AND TENURE, BY DIVISIONS AND STATES: 1920 AND 1910.

[All averages based on Tables 12, 14, 15, 17, and 18. Averages for land and buildings together in Tables 19 and 20.]

| DIVISION OR STATE AND COLOR AND TENURE. | AVERAGE VALUE PER FARM. | | | | | | | | | | AVERAGE VALUE PER ACRE. | | | | | | | | | |
|---|-------------------------|---------|---------|---------|------------|---------|---------------------------|-------|-------------|---------|-------------------------|---------|---------|---------|------------|--------|---------------------------|--------|-------------|--------|
| | All farm property. | | Land. | | Buildings. | | Implements and machinery. | | Live stock. | | All farm property. | | Land. | | Buildings. | | Implements and machinery. | | Live stock. | |
| | 1920 | 1910 | 1920 | 1910 | 1920 | 1910 | 1920 | 1910 | 1920 | 1910 | 1920 | 1910 | 1920 | 1910 | 1920 | 1910 | 1920 | 1910 | 1920 | 1910 |
| UNITED STATES. | | | | | | | | | | | | | | | | | | | | |
| White farmers, total..... | \$13,632 | \$7,209 | \$9,586 | \$5,076 | \$2,015 | \$1,130 | \$635 | \$226 | \$1,396 | \$868 | \$82.28 | \$47.72 | \$57.86 | \$33.19 | \$12.16 | \$7.39 | \$3.83 | \$1.47 | \$8.43 | \$5.67 |
| Owners..... | 12,679 | 7,075 | 8,525 | 4,728 | 2,098 | 1,211 | 653 | 239 | 1,404 | 899 | 75.49 | 45.26 | 50.75 | 30.22 | 12.40 | 7.75 | 3.89 | 1.53 | 8.30 | 5.74 |
| Managers..... | 46,678 | 20,390 | 32,894 | 21,810 | 6,809 | 4,155 | 1,544 | 751 | 5,431 | 3,514 | 57.61 | 31.55 | 40.09 | 22.62 | 8.40 | 4.41 | 1.91 | 0.80 | 6.70 | 3.73 |
| Tenants..... | 14,395 | 7,739 | 10,950 | 5,297 | 1,057 | 848 | 562 | 179 | 1,226 | 716 | 105.61 | 59.19 | 80.34 | 44.54 | 12.16 | 7.13 | 4.12 | 1.51 | 9.00 | 6.01 |
| Colored farmers, total..... | 3,125 | 1,389 | 2,234 | 934 | 430 | 192 | 109 | 41 | 353 | 222 | 68.05 | 27.43 | 47.21 | 18.45 | 9.09 | 3.79 | 2.30 | 0.81 | 7.46 | 4.39 |
| Owners..... | 3,433 | 1,823 | 2,200 | 1,150 | 581 | 288 | 167 | 66 | 494 | 325 | 47.93 | 23.11 | 30.72 | 14.54 | 8.12 | 3.64 | 2.19 | 0.83 | 6.90 | 4.11 |
| Managers..... | 18,467 | 12,181 | 13,105 | 8,553 | 2,976 | 2,014 | 653 | 282 | 1,632 | 1,281 | 86.42 | 43.98 | 61.61 | 31.01 | 18.93 | 7.30 | 3.24 | 1.02 | 7.64 | 4.64 |
| Tenants..... | 2,977 | 1,209 | 2,211 | 840 | 372 | 154 | 91 | 32 | 303 | 184 | 76.61 | 30.21 | 56.89 | 20.99 | 9.57 | 3.84 | 2.35 | 0.79 | 7.80 | 4.59 |
| GEOG. DIVISIONS. | | | | | | | | | | | | | | | | | | | | |
| NEW ENGLAND. | | | | | | | | | | | | | | | | | | | | |
| White farmers, total..... | 7,496 | 4,592 | 3,119 | 2,025 | 2,744 | 1,783 | 591 | 269 | 1,386 | 747 | 69.04 | 43.97 | 28.73 | 19.38 | 25.27 | 17.06 | 5.44 | 2.58 | 9.60 | 4.96 |
| Owners..... | 6,780 | 4,008 | 2,743 | 1,796 | 2,490 | 1,651 | 569 | 201 | 977 | 494 | 64.57 | 41.37 | 26.13 | 17.68 | 23.71 | 16.25 | 5.42 | 2.57 | 9.31 | 4.87 |
| Managers..... | 27,850 | 17,059 | 13,364 | 8,751 | 10,651 | 6,453 | 1,411 | 666 | 2,425 | 1,189 | 136.45 | 84.24 | 65.47 | 43.22 | 52.38 | 31.87 | 6.91 | 3.29 | 11.88 | 5.87 |
| Tenants..... | 7,748 | 4,508 | 3,430 | 2,197 | 2,545 | 1,597 | 511 | 218 | 1,262 | 556 | 68.93 | 44.51 | 30.51 | 21.41 | 22.64 | 15.56 | 4.55 | 2.19 | 11.23 | 5.41 |
| Colored farmers, total..... | 5,215 | 2,979 | 2,303 | 1,358 | 1,060 | 1,173 | 253 | 137 | 699 | 311 | 68.39 | 62.48 | 30.20 | 28.48 | 25.70 | 24.61 | 3.32 | 2.88 | 9.17 | 6.52 |
| Owners..... | 3,376 | 2,305 | 1,566 | 1,061 | 1,529 | 917 | 230 | 128 | 551 | 288 | 74.66 | 56.80 | 30.16 | 25.17 | 29.45 | 21.76 | 4.44 | 3.04 | 10.61 | 6.83 |
| Managers..... | 15,855 | 9,061 | 6,067 | 4,153 | 6,494 | 4,711 | 472 | 222 | 2,222 | 575 | 71.26 | 88.50 | 29.96 | 38.04 | 29.19 | 43.15 | 2.12 | 2.04 | 9.99 | 5.27 |
| Tenants..... | 8,085 | 3,585 | 4,650 | 1,883 | 2,314 | 1,214 | 281 | 154 | 840 | 333 | 52.96 | 66.39 | 30.46 | 34.88 | 15.16 | 22.49 | 1.84 | 2.86 | 5.50 | 6.17 |
| MIDDLE ATLANTIC. | | | | | | | | | | | | | | | | | | | | |
| White farmers, total..... | 9,300 | 6,329 | 3,911 | 3,126 | 3,157 | 2,098 | 846 | 358 | 1,386 | 747 | 97.33 | 68.52 | 40.93 | 33.84 | 33.04 | 22.71 | 8.86 | 3.88 | 14.50 | 8.09 |
| Owners..... | 8,154 | 5,524 | 3,189 | 2,559 | 2,896 | 1,911 | 804 | 330 | 1,265 | 685 | 91.80 | 64.65 | 35.90 | 29.05 | 32.61 | 22.71 | 9.05 | 3.97 | 14.24 | 8.01 |
| Managers..... | 30,723 | 22,031 | 15,240 | 12,317 | 10,843 | 7,331 | 1,677 | 817 | 2,903 | 1,516 | 156.78 | 116.15 | 77.77 | 64.94 | 53.33 | 38.91 | 8.66 | 4.31 | 15.12 | 7.99 |
| Tenants..... | 11,174 | 7,711 | 5,336 | 4,260 | 3,268 | 2,174 | 910 | 384 | 1,629 | 893 | 102.10 | 71.72 | 48.79 | 30.62 | 29.88 | 20.22 | 3.32 | 3.57 | 15.16 | 8.30 |
| Colored farmers, total..... | 6,681 | 3,942 | 3,133 | 2,223 | 2,147 | 1,187 | 450 | 168 | 951 | 333 | 106.76 | 68.96 | 50.06 | 38.88 | 34.31 | 20.42 | 7.19 | 2.94 | 15.20 | 6.71 |
| Owners..... | 4,375 | 2,589 | 1,764 | 1,335 | 1,498 | 803 | 358 | 136 | 753 | 315 | 86.31 | 51.73 | 34.82 | 26.68 | 29.56 | 16.04 | 7.06 | 2.71 | 14.88 | 6.29 |
| Managers..... | 23,569 | 15,285 | 10,712 | 8,787 | 9,321 | 5,106 | 1,391 | 504 | 2,145 | 827 | 215.05 | 155.57 | 98.02 | 89.44 | 85.28 | 52.58 | 12.72 | 5.13 | 10.03 | 8.42 |
| Tenants..... | 8,230 | 6,240 | 4,618 | 3,860 | 2,119 | 1,646 | 461 | 214 | 1,131 | 520 | 105.11 | 86.67 | 57.70 | 53.65 | 27.07 | 22.83 | 5.89 | 2.97 | 14.45 | 7.21 |
| EAST NORTH CENTRAL. | | | | | | | | | | | | | | | | | | | | |
| White farmers, total..... | 15,937 | 9,033 | 11,133 | 6,455 | 2,672 | 1,466 | 727 | 240 | 1,408 | 871 | 146.58 | 85.86 | 102.39 | 61.36 | 24.58 | 13.94 | 6.68 | 2.28 | 12.93 | 8.28 |
| Owners..... | 13,150 | 7,327 | 8,600 | 5,303 | 2,577 | 1,460 | 682 | 234 | 1,262 | 825 | 131.55 | 78.75 | 86.03 | 53.40 | 25.78 | 14.68 | 6.82 | 2.36 | 12.92 | 8.30 |
| Managers..... | 35,203 | 20,532 | 24,822 | 14,804 | 6,302 | 3,444 | 1,204 | 467 | 2,934 | 1,757 | 166.33 | 94.43 | 117.09 | 68.36 | 29.73 | 15.84 | 5.68 | 2.15 | 13.84 | 8.05 |
| Tenants..... | 22,099 | 11,839 | 10,907 | 9,216 | 2,751 | 1,414 | 817 | 247 | 1,624 | 902 | 175.09 | 101.46 | 133.05 | 78.97 | 21.79 | 12.12 | 4.07 | 2.12 | 12.87 | 8.28 |
| Colored farmers, total..... | 6,467 | 3,913 | 4,383 | 2,842 | 1,110 | 565 | 264 | 92 | 710 | 414 | 104.28 | 65.95 | 70.68 | 47.89 | 17.91 | 9.52 | 4.25 | 1.55 | 11.45 | 6.88 |
| Owners..... | 4,893 | 3,103 | 3,035 | 2,138 | 1,003 | 553 | 228 | 90 | 627 | 376 | 87.22 | 57.90 | 64.10 | 39.15 | 17.87 | 10.22 | 4.05 | 1.66 | 11.18 | 6.83 |
| Managers..... | 24,228 | 10,764 | 16,258 | 12,815 | 4,660 | 1,937 | 1,136 | 214 | 2,731 | 1,799 | 181.43 | 107.99 | 121.75 | 82.55 | 34.15 | 12.47 | 5.01 | 1.88 | 17.02 | 11.50 |
| Tenants..... | 9,185 | 5,050 | 6,888 | 4,001 | 1,176 | 523 | 300 | 90 | 820 | 441 | 127.64 | 76.74 | 95.73 | 60.73 | 16.35 | 7.94 | 4.17 | 1.37 | 11.30 | 6.70 |
| WEST NORTH CENTRAL. | | | | | | | | | | | | | | | | | | | | |
| White farmers, total..... | 25,018 | 12,253 | 19,532 | 9,100 | 2,895 | 1,416 | 1,005 | 334 | 2,157 | 1,403 | 109.31 | 58.49 | 83.34 | 43.44 | 12.22 | 6.76 | 4.54 | 1.60 | 9.20 | 6.70 |
| Owners..... | 23,730 | 11,994 | 17,573 | 8,501 | 2,908 | 1,490 | 1,070 | 349 | 2,169 | 1,458 | 100.33 | 54.91 | 74.18 | 39.00 | 12.53 | 6.91 | 4.52 | 1.61 | 9.15 | 6.73 |
| Managers..... | 48,152 | 28,063 | 36,949 | 21,004 | 5,484 | 2,838 | 1,330 | 560 | 5,200 | 3,691 | 85.01 | 46.86 | 63.64 | 35.07 | 9.63 | 4.74 | 2.35 | 0.94 | 9.34 | 6.11 |
| Tenants..... | 28,452 | 12,950 | 22,766 | 9,993 | 2,594 | 1,204 | 1,048 | 290 | 1,624 | 1,226 | 129.29 | 68.73 | 103.46 | 53.93 | 11.79 | 6.54 | 4.70 | 1.61 | 9.29 | 6.66 |
| Colored farmers, total..... | 9,725 | 5,650 | 7,238 | 4,222 | 961 | 459 | 373 | 137 | 1,174 | 833 | 44.50 | 25.43 | 33.12 | 10.00 | 4.40 | 2.07 | 1.61 | 0.62 | 5.37 | 3.75 |
| Owners..... | 9,430 | 5,731 | 6,844 | 4,200 | 973 | 460 | 373 | 146 | 1,240 | 910 | 36.50 | 21.40 | 26.49 | 15.71 | 3.77 | 1.74 | 1.44 | 0.54 | 4.80 | 3.40 |
| Managers..... | 25,894 | 24,077 | 19,477 | 18,066 | 2,452 | 2,135 | 580 | 269 | 3,879 | 3,007 | 93.91 | 62.03 | 70.64 | 40.65 | 8.89 | 5.50 | 2.12 | 0.69 | 10.20 | 9.29 |
| Tenants..... | 9,706 | 4,824 | 7,695 | 3,825 | 866 | 385 | 289 | 105 | 910 | 509 | 83.57 | 61.97 | 65.84 | 40.14 | 7.41 | 4.94 | 2.47 | 1.35 | 7.84 | 6.54 |
| SOUTH ATLANTIC. | | | | | | | | | | | | | | | | | | | | |
| White farmers, total..... | 6,419 | 3,317 | 4,124 | 2,099 | 1,312 | 704 | 312 | 112 | 671 | 402 | 62.55 | 29.12 | 40.18 | 18.43 | 12.79 | 6.18 | 3.04 | 0.99 | 6.54 | 3.53 |
| Owners..... | 6,095 | 3,613 | 4,158 | 2,215 | 1,456 | 814 | 354 | 130 | 727 | 454 | 60.01 | 27.96 | 37.27 | 17.14 | 13.05 | 6.20 | 3.17 | 1.01 | 6.52 | 3.51 |
| Managers..... | 33,108 | 17,662 | 23,452 | 12,534 | 6,069 | 3,277 | 1,755 | 498 | 2,412 | 1,253 | 68.78 | 41.34 | 48.72 | 29.51 | 12.61 | 7.71 | 2.44 | 1.17 | 5.01 | 2.65 |
| Tenants..... | 4,987 | 2,330 | 3,406 | 1,500 | 875 | 418 | 202 | 67 | 503 | 270 | 68.68 | 30.89 | 46.90 | 20.80 | 12.00 | 5.54 | 2.79 | 0.89 | 6.93 | 3.66 |
| Colored farmers, total..... | 3,015 | 1,247 | 2,095 | 833 | 479 | 200 | 110 | 37 | 331 | 177 | 63.49 | 25.11 | 44.11 | 18.73 | 10.08 | 4.03 | 2.31 | 0.75 | 6.98 | 3.58 |
| Owners..... | 2,841 | 1,280 | 1,752 | 705 | 583 | 271 | 135 | 50 | 370 | 195 | 62.85 | 23.12 | 32.60 | 13.81 | 10.84 | 4.88 | 2.52 | 0.90 | 6.89 | 3.52 |
| Managers..... | 13,301 | 8,847 | 8,456 | 6,140 | 3,190 | 1,815 | 518 | 227 | 1,131 | 665 | 87.21 | 43.82 | 55.44 | 30.41 | 20.85 | 8.99 | 3.40 | 1.12 | 7.42 | 3.29 |
| Tenants..... | 3,043 | 1,212 | 2,198 | 840 | 431 | 167 | 99 | 31 | 314 | 168 | 67.80 | 25.83 | 49.04 | 18.02 | 9.62 | 3.56 | 2.21 | 0.67 | 7.01 | 3.53 |
| EAST SOUTH CENTRAL. | | | | | | | | | | | | | | | | | | | | |
| White farmers, total..... | 4,905 | 2,545 | 3,192 | 1,533 | 882 | 501 | 203 | 89 | 648 | 422 | 54.68 | 26.88 | 35.87 | 18.19 | 9.61 | 5.29 | 2.27 | 0.94 | 7.22 | 4.45 |
| Owners..... | 5,524 | 2,967 | 3,510 | 1,734 | 1,022 | 623 | 244 | 110 | 747 | 500 | 51.86 | 25.49 | 32.96 | 14.90 | 8.60 | 5.35 | 2.20 | 0.95 | 7.01 | 4.29 |
| Managers..... | 33,940 | 17,421 | 24,219 | 11,880 | 4,577 | 2,926 | 1,193 | 612 | 3,651 | 2,003</ | | | | | | | | | | |

TABLE 21.—AVERAGE VALUE OF ALL FARM PROPERTY AND OF THE SEVERAL CLASSES, PER FARM AND PER ACRE, BY COLOR AND TENURE, BY DIVISIONS AND STATES: 1920 AND 1910—Continued.

[All averages based on Tables 12, 14, 15, 17, and 18. Averages for land and buildings together in Tables 19 and 20.]

| DIVISION OR STATE AND COLOR AND TENURE. | AVERAGE VALUE PER FARM. | | | | | | | | | | AVERAGE VALUE PER ACRE. | | | | | | | | | |
|---|-------------------------|---------|----------|---------|------------|--------|---------------------------|-------|-------------|---------|-------------------------|----------|---------|----------|------------|----------|---------------------------|--------|-------------|----------|
| | All farm property. | | Land. | | Buildings. | | Implements and machinery. | | Live stock. | | All farm property. | | Land. | | Buildings. | | Implements and machinery. | | Live stock. | |
| | 1920 | 1910 | 1920 | 1910 | 1920 | 1910 | 1920 | 1910 | 1920 | 1910 | 1920 | 1910 | 1920 | 1910 | 1920 | 1910 | 1920 | 1910 | 1920 | 1910 |
| GEOG. DIVISIONS— | | | | | | | | | | | | | | | | | | | | |
| Con. | | | | | | | | | | | | | | | | | | | | |
| MOUNTAIN. | | | | | | | | | | | | | | | | | | | | |
| White farmers, total. | \$16,929 | \$9,877 | \$11,616 | \$6,606 | \$1,502 | \$821 | \$790 | \$278 | \$3,022 | \$2,172 | \$34.73 | \$29.49 | \$23.83 | \$19.72 | \$3.08 | \$2.45 | \$1.62 | \$0.83 | \$6.20 | \$6.48 |
| Owners..... | 15,321 | 8,467 | 10,331 | 5,504 | 1,438 | 754 | 765 | 261 | 2,787 | 1,949 | 33.72 | 31.23 | 22.74 | 20.30 | 3.17 | 2.78 | 1.68 | 0.96 | 6.13 | 7.19 |
| Managers..... | 78,810 | 64,369 | 51,805 | 42,384 | 5,033 | 3,494 | 2,042 | 1,070 | 19,931 | 17,421 | 24.90 | 16.93 | 16.37 | 11.15 | 1.59 | 0.92 | 0.65 | 0.28 | 6.30 | 4.58 |
| Tenants..... | 18,728 | 12,804 | 14,083 | 9,982 | 1,453 | 958 | 790 | 300 | 2,401 | 1,655 | 51.06 | 40.07 | 38.89 | 31.02 | 3.96 | 2.98 | 2.15 | 0.93 | 6.55 | 5.14 |
| Colored farmers, total | 7,871 | 3,113 | 5,465 | 1,946 | 547 | 120 | 377 | 75 | 1,482 | 973 | 42.98 | 31.85 | 29.84 | 19.91 | 2.99 | 1.23 | 2.06 | 0.77 | 8.09 | 9.95 |
| Owners..... | 6,169 | 2,833 | 3,886 | 1,678 | 439 | 106 | 303 | 67 | 1,641 | 982 | 31.72 | 29.02 | 17.54 | 11.59 | 2.26 | 1.11 | 1.60 | 0.70 | 7.92 | 10.26 |
| Managers..... | 32,078 | 25,044 | 19,337 | 19,694 | 6,514 | 1,238 | 1,182 | 671 | 5,645 | 3,441 | 26.25 | 34.47 | 15.53 | 27.11 | 5.23 | 1.70 | 0.95 | 0.92 | 4.53 | 4.74 |
| Tenants..... | 14,253 | 8,169 | 11,619 | 6,086 | 838 | 367 | 665 | 213 | 1,130 | 604 | 130.53 | 78.00 | 106.42 | 66.70 | 7.67 | 3.50 | 6.09 | 2.03 | 10.35 | 5.76 |
| PACIFIC. | | | | | | | | | | | | | | | | | | | | |
| White farmers, total. | 22,653 | 14,750 | 17,701 | 11,899 | 2,183 | 1,238 | 999 | 353 | 1,769 | 1,260 | 92.30 | 53.79 | 72.12 | 43.39 | 8.90 | 4.52 | 4.07 | 1.29 | 7.21 | 4.59 |
| Owners..... | 19,122 | 12,309 | 14,598 | 9,730 | 2,111 | 1,199 | 920 | 320 | 1,492 | 1,060 | 94.07 | 56.06 | 71.82 | 44.32 | 10.39 | 5.46 | 4.53 | 1.46 | 7.34 | 4.83 |
| Managers..... | 83,551 | 62,200 | 69,408 | 52,350 | 5,713 | 3,249 | 2,283 | 1,072 | 6,146 | 5,629 | 83.92 | 40.55 | 69.72 | 34.13 | 5.74 | 2.12 | 2.29 | 0.70 | 6.17 | 3.60 |
| Tenants..... | 27,794 | 18,794 | 22,518 | 15,782 | 1,907 | 1,032 | 1,128 | 393 | 2,241 | 1,526 | 91.73 | 56.77 | 74.32 | 47.68 | 0.29 | 3.30 | 3.72 | 1.19 | 7.40 | 4.61 |
| Colored farmers, total | 22,949 | 10,506 | 20,350 | 9,149 | 1,123 | 562 | 797 | 230 | 679 | 575 | 264.53 | 87.61 | 234.57 | 76.29 | 12.95 | 4.60 | 9.18 | 1.92 | 7.83 | 4.79 |
| Owners..... | 12,083 | 6,329 | 10,160 | 5,050 | 1,047 | 391 | 513 | 186 | 963 | 708 | 94.03 | 35.13 | 75.33 | 28.03 | 7.77 | 2.17 | 3.60 | 1.03 | 7.14 | 3.90 |
| Managers..... | 53,181 | 21,786 | 47,530 | 18,307 | 2,711 | 2,477 | 2,074 | 432 | 866 | 570 | 317.99 | 176.63 | 284.20 | 148.42 | 10.21 | 20.08 | 12.40 | 3.50 | 5.18 | 4.62 |
| Tenants..... | 25,718 | 13,519 | 23,175 | 12,165 | 1,100 | 622 | 861 | 260 | 575 | 472 | 380.04 | 189.44 | 342.48 | 170.47 | 16.35 | 8.72 | 12.72 | 3.64 | 8.50 | 6.61 |
| NEW ENGLAND. | | | | | | | | | | | | | | | | | | | | |
| Maine. | | | | | | | | | | | | | | | | | | | | |
| White farmers, total. | 5,610 | 3,321 | 2,372 | 1,441 | 1,860 | 1,219 | 552 | 241 | 825 | 419 | 49.85 | 31.65 | 21.08 | 13.73 | 16.53 | 11.61 | 4.91 | 2.30 | 7.33 | 4.00 |
| Owners..... | 5,408 | 3,279 | 2,309 | 1,414 | 1,817 | 1,203 | 553 | 243 | 810 | 410 | 49.23 | 31.29 | 20.68 | 13.49 | 16.27 | 11.48 | 4.95 | 2.32 | 7.33 | 4.00 |
| Managers..... | 13,530 | 6,450 | 5,924 | 2,730 | 5,227 | 2,055 | 921 | 355 | 1,458 | 709 | 72.94 | 41.04 | 31.94 | 17.37 | 28.18 | 16.89 | 4.97 | 2.26 | 7.86 | 4.51 |
| Tenants..... | 5,027 | 3,024 | 2,407 | 1,642 | 1,605 | 1,007 | 408 | 165 | 712 | 316 | 48.82 | 34.57 | 23.38 | 17.62 | 14.62 | 11.51 | 3.01 | 1.89 | 6.91 | 3.54 |
| Colored farmers, total | 4,988 | 1,830 | 2,523 | 675 | 1,662 | 803 | 163 | 136 | 639 | 216 | 68.04 | 35.61 | 34.42 | 13.14 | 22.67 | 15.62 | 2.23 | 2.64 | 8.72 | 4.21 |
| Owners..... | 4,988 | 1,879 | 2,523 | 687 | 1,662 | 813 | 163 | 140 | 639 | 239 | 68.04 | 36.45 | 34.42 | 13.32 | 22.67 | 15.77 | 2.23 | 2.84 | 8.72 | 4.04 |
| Managers..... | | 920 | | 300 | | 600 | | 20 | | | | 24.80 | | | 16.22 | | 0.54 | | | |
| Tenants..... | | 1,717 | | 700 | | 783 | | 133 | | 100 | | 31.41 | | | 14.33 | | 2.44 | | | 1.84 |
| New Hampshire. | | | | | | | | | | | | | | | | | | | | |
| White farmers, total. | 5,783 | 3,833 | 2,312 | 1,645 | 2,075 | 1,530 | 463 | 217 | 933 | 440 | 45.57 | 31.90 | 18.22 | 13.69 | 16.35 | 12.73 | 3.65 | 1.81 | 7.35 | 3.66 |
| Owners..... | 5,404 | 3,688 | 2,148 | 1,572 | 1,919 | 1,408 | 451 | 216 | 893 | 432 | 43.78 | 31.54 | 17.40 | 13.44 | 15.50 | 12.56 | 3.65 | 1.84 | 7.23 | 3.69 |
| Managers..... | 20,533 | 11,403 | 8,089 | 5,203 | 5,451 | 4,075 | 1,103 | 485 | 2,280 | 981 | 72.65 | 30.99 | 30.74 | 17.07 | 29.90 | 15.17 | 4.12 | 1.87 | 7.89 | 3.18 |
| Tenants..... | 5,049 | 2,977 | 2,000 | 1,288 | 1,735 | 1,193 | 364 | 140 | 960 | 350 | 46.27 | 31.78 | 17.93 | 13.75 | 15.56 | 12.73 | 3.18 | 1.50 | 8.30 | 3.80 |
| Colored farmers, total | 4,230 | 4,906 | 782 | 2,117 | 1,318 | 2,070 | 191 | 214 | 1,939 | 508 | 40.12 | 79.30 | 7.42 | 34.21 | 12.50 | 33.46 | 1.81 | 3.45 | 18.39 | 8.18 |
| Owners..... | 2,296 | 1,215 | 613 | 546 | 904 | 454 | 181 | 32 | 598 | 133 | 24.68 | 25.98 | 6.50 | 11.68 | 9.68 | 9.71 | 1.94 | 1.75 | 6.40 | 2.84 |
| Managers..... | 26,936 | 12,025 | 3,000 | 5,000 | 7,000 | 5,000 | 500 | 25 | 16,302 | 2,000 | 32.88 | 6,012.50 | 9.23 | 5,000.00 | 21.54 | 2,500.00 | 1.54 | 12.60 | 50.57 | 1,000.00 |
| Tenants..... | 4,730 | 23,497 | 600 | 10,100 | 600 | 10,300 | | 1,100 | 3,530 | 1,997 | 157.67 | 128.75 | 20.00 | 55.34 | 20.00 | 56.44 | | 6.03 | 117.67 | 10.94 |
| Vermont. | | | | | | | | | | | | | | | | | | | | |
| White farmers, total. | 7,663 | 4,446 | 2,853 | 1,785 | 2,621 | 1,657 | 730 | 311 | 1,458 | 692 | 52.60 | 31.18 | 19.58 | 12.52 | 17.99 | 11.62 | 5.01 | 2.18 | 10.01 | 4.86 |
| Owners..... | 7,138 | 4,121 | 2,613 | 1,605 | 2,431 | 1,551 | 720 | 307 | 1,374 | 658 | 50.93 | 30.30 | 18.64 | 11.80 | 17.34 | 11.40 | 5.14 | 2.25 | 9.80 | 4.84 |
| Managers..... | 21,097 | 14,430 | 8,607 | 6,728 | 8,490 | 5,752 | 1,310 | 607 | 2,790 | 1,344 | 79.58 | 43.88 | 32.09 | 20.46 | 32.03 | 17.49 | 4.94 | 1.84 | 10.52 | 4.09 |
| Tenants..... | 9,314 | 5,139 | 3,687 | 2,262 | 3,054 | 1,754 | 711 | 295 | 1,801 | 828 | 55.87 | 32.27 | 22.12 | 14.21 | 18.32 | 11.01 | 4.27 | 1.85 | 11.17 | 5.20 |
| Colored farmers, total | 5,778 | 2,658 | 2,672 | 1,005 | 1,498 | 1,113 | 612 | 148 | 997 | 393 | 36.38 | 27.73 | 16.81 | 10.49 | 9.42 | 11.61 | 3.85 | 1.54 | 8.27 | 4.10 |
| Owners..... | 5,751 | 2,625 | 2,639 | 935 | 1,510 | 1,132 | 604 | 156 | 939 | 401 | 39.28 | 26.35 | 18.02 | 9.39 | 10.31 | 11.36 | 4.53 | 1.57 | 6.41 | 4.03 |
| Managers..... | 4,034 | 1,700 | 1,733 | 1,200 | 1,232 | 600 | 133 | | 994 | | 29.23 | 17.36 | 12.56 | 12.24 | 8.94 | 5.10 | 0.97 | | 6.77 | |
| Tenants..... | 7,227 | 3,417 | 3,550 | 1,500 | 1,025 | 1,250 | 700 | 150 | 1,352 | 517 | 30.08 | 54.06 | 14.78 | 24.00 | 6.70 | 20.00 | 2.91 | 2.40 | 5.69 | 8.26 |
| Massachusetts. | | | | | | | | | | | | | | | | | | | | |
| White farmers, total. | 9,411 | 6,146 | 3,999 | 2,864 | 3,758 | 2,405 | 607 | 314 | 1,049 | 503 | 120.54 | 78.75 | 51.22 | 36.70 | 48.11 | 30.82 | 7.77 | 4.02 | 13.44 | 7.21 |
| Owners..... | 7,997 | 5,310 | 3,231 | 2,332 | 3,267 | 2,173 | 564 | 292 | 934 | 513 | 110.88 | 72.55 | 44.80 | 31.86 | 45.30 | 29.09 | 7.82 | 3.99 | 12.95 | 7.01 |
| Managers..... | 36,071 | 22,037 | 17,691 | 12,305 | 13,733 | 7,442 | 1,617 | 829 | 3,081 | 1,401 | 187.30 | 123.90 | 91.89 | 69.18 | 71.33 | 41.84 | 8.40 | 4.66 | 15.74 | 8.22 |
| Tenants..... | 7,812 | 6,201 | 3,689 | 2,683 | 2,662 | 1,750 | 407 | 228 | 1,054 | 539 | 112.12 | 76.61 | 62.94 | 39.53 | 38.21 | 25.78 | 5.84 | 3.36 | 15.12 | 7.94 |
| Colored farmers, total | 3,827 | 2,802 | 1,487 | 1,264 | 1,602 | 1,170 | 183 | 113 | 564 | 255 | 82.84 | 76.13 | 32.20 | 34.33 | 34.67 | 31.78 | 3.97 | 3.08 | 12.00 | 6.93 |
| Owners..... | 3,261 | 2,599 | 1,146 | 1,130 | 1,390 | 1,090 | 157 | 113 | 569 | 258 | 92.30 | 73.57 | 32.44 | 32.22 | 30.38 | 30.84 | 4.44 | 3.20 | 16.10 | 7.31 |
| Managers..... | 12,916 | 9,509 | 6,614 | 4,875 | 5,100 | 4,200 | 586 | 163 | 616 | 271 | 74.66 | 140.87 | 36.23 | 72.22 | 29.48 | 62.22 | 3.39 | 2.41 | 3.56 | 4.02 |
| Tenants..... | 3,384 | 2,373 | 1,586 | 1,190 | 1,336 | 864 | 186 | 100 | 277 | 219 | 30.42 | 58.93 | 18.47 | 29.55 | 15.56 | 21.44 | 2.16 | 2.49 | 3.23 | 5.45 |
| Rhode Island. | | | | | | | | | | | | | | | | | | | | |
| White farmers, total. | 8,266 | 6,267 | 3,565 | 2,851 | 2,920 | 2,456 | 592 | 338 | 1,189 | 622 | 101.57 | 74.51 | 43.80 | 33.90 | 35.88 | 29.20 | 7.27 | 4.02 | 14.61 | 7.39 |
| Owners..... | 7,130 | 5,317 | 2,930 | 2,217 | 2,616 | 2,242 | 546 | 305 | 1,039 | 554 | 92.78 | 68.03 | 38.12 | 28.36 | 34.04 | 28.68 | 7.11 | 3.91 | 13.52 | 7.09 |
| Managers..... | 27,162 | 23,569 | 12,647 | 12,791 | 9,948 | 7,826 | 1,546 | 1,163 | 3,021 | 1,789 | 186.55 | 133.13 | 86.86 | 72.25 | 68 | | | | | |

TABLE 21.—AVERAGE VALUE OF ALL FARM PROPERTY AND OF THE SEVERAL CLASSES, PER FARM AND PER ACRE, BY COLOR AND TENURE, BY DIVISIONS AND STATES: 1920 AND 1910—Continued.

[All averages based on Tables 12, 14, 15, 17, and 18. Averages for land and buildings together in Tables 19 and 20.]

| DIVISION OR STATE AND COLOR AND TENURE | AVERAGE VALUE PER FARM. | | | | | | | | | | AVERAGE VALUE PER ACRE. | | | | | | | | | |
|--|-------------------------|---------|---------|---------|------------|---------|---------------------------|-------|-------------|-------|-------------------------|---------|---------|---------|------------|---------|---------------------------|--------|-------------|--------|
| | All farm property. | | Land. | | Buildings. | | Implements and machinery. | | Live stock. | | All farm property. | | Land. | | Buildings. | | Implements and machinery. | | Live stock. | |
| | 1920 | 1910 | 1920 | 1910 | 1920 | 1910 | 1920 | 1910 | 1920 | 1910 | 1920 | 1910 | 1920 | 1910 | 1920 | 1910 | 1920 | 1910 | 1920 | 1910 |
| MIDDLE ATLANTIC. | | | | | | | | | | | | | | | | | | | | |
| New York. | | | | | | | | | | | | | | | | | | | | |
| White farmers, total..... | \$9,888 | \$9,748 | \$4,110 | \$3,289 | \$3,273 | \$2,218 | \$880 | \$389 | \$1,624 | \$851 | \$92.51 | \$65.92 | \$38.46 | \$32.14 | \$30.62 | \$21.67 | \$8.24 | \$3.80 | \$15.20 | \$8.32 |
| Owners..... | 8,722 | 8,950 | 3,363 | 2,718 | 3,018 | 2,081 | 845 | 373 | 1,499 | 737 | 87.66 | 62.65 | 33.79 | 28.58 | 30.31 | 21.88 | 8.49 | 3.92 | 15.06 | 8.27 |
| Managers..... | 33,746 | 24,635 | 10,854 | 13,865 | 11,899 | 8,140 | 1,603 | 874 | 3,299 | 1,751 | 158.11 | 118.81 | 78.97 | 66.87 | 55.75 | 39.29 | 7.93 | 4.21 | 15.46 | 8.44 |
| Tenants..... | 11,847 | 8,057 | 5,667 | 4,451 | 3,309 | 2,191 | 931 | 405 | 1,041 | 1,010 | 95.16 | 67.31 | 45.52 | 37.19 | 26.58 | 18.31 | 7.48 | 3.38 | 15.59 | 8.43 |
| Colored farmers, total..... | 6,618 | 3,272 | 2,782 | 1,781 | 2,126 | 956 | 503 | 161 | 1,208 | 373 | 84.89 | 51.77 | 35.69 | 28.18 | 27.27 | 15.13 | 6.45 | 2.55 | 15.48 | 5.91 |
| Owners..... | 4,921 | 2,549 | 1,945 | 1,347 | 1,553 | 732 | 497 | 138 | 982 | 332 | 69.85 | 42.87 | 27.60 | 22.66 | 22.11 | 12.30 | 6.20 | 2.33 | 13.03 | 5.58 |
| Managers..... | 24,458 | 12,708 | 8,632 | 7,361 | 10,046 | 3,929 | 1,570 | 664 | 4,210 | 755 | 165.48 | 127.17 | 58.40 | 73.06 | 67.97 | 39.31 | 10.63 | 6.65 | 28.49 | 7.55 |
| Tenants..... | 9,552 | 7,132 | 5,002 | 4,109 | 2,602 | 2,152 | 519 | 253 | 1,420 | 614 | 102.40 | 84.34 | 53.63 | 48.69 | 27.89 | 25.45 | 5.56 | 3.05 | 15.32 | 7.26 |
| New Jersey. | | | | | | | | | | | | | | | | | | | | |
| White farmers, total..... | 10,601 | 7,660 | 4,828 | 3,729 | 3,680 | 2,797 | 867 | 395 | 1,226 | 779 | 137.04 | 99.10 | 62.42 | 48.25 | 47.58 | 36.18 | 11.20 | 5.10 | 15.84 | 9.56 |
| Owners..... | 9,156 | 6,554 | 3,987 | 3,014 | 3,351 | 2,543 | 793 | 363 | 1,025 | 634 | 139.72 | 100.53 | 60.84 | 48.23 | 51.14 | 39.01 | 12.10 | 5.57 | 15.03 | 9.72 |
| Managers..... | 34,701 | 28,778 | 17,810 | 15,347 | 11,953 | 10,697 | 1,998 | 1,007 | 2,944 | 1,728 | 162.57 | 132.07 | 89.44 | 70.43 | 56.00 | 49.09 | 9.34 | 4.62 | 13.79 | 7.93 |
| Tenants..... | 11,800 | 8,223 | 5,681 | 4,355 | 3,545 | 2,501 | 842 | 409 | 1,632 | 923 | 122.75 | 88.58 | 59.10 | 45.35 | 32.86 | 26.70 | 9.80 | 4.31 | 16.98 | 9.72 |
| Colored farmers, total..... | 4,961 | 4,146 | 2,533 | 2,166 | 1,485 | 1,405 | 347 | 178 | 596 | 398 | 100.84 | 88.27 | 51.49 | 48.11 | 30.18 | 29.90 | 7.05 | 3.78 | 12.12 | 5.47 |
| Owners..... | 3,268 | 2,173 | 1,581 | 1,025 | 1,135 | 775 | 235 | 123 | 367 | 244 | 103.47 | 84.64 | 45.40 | 39.94 | 35.93 | 30.20 | 7.44 | 4.36 | 11.63 | 9.61 |
| Managers..... | 15,690 | 16,827 | 7,285 | 9,369 | 5,590 | 6,044 | 896 | 528 | 1,818 | 855 | 157.63 | 202.73 | 73.06 | 112.88 | 56.52 | 72.82 | 9.06 | 6.90 | 13.39 | 10.57 |
| Tenants..... | 6,134 | 5,128 | 3,362 | 2,752 | 1,561 | 1,630 | 437 | 198 | 773 | 547 | 91.97 | 70.86 | 50.41 | 38.03 | 23.41 | 22.53 | 6.55 | 2.74 | 11.60 | 7.50 |
| Pennsylvania. | | | | | | | | | | | | | | | | | | | | |
| White farmers, total..... | 8,550 | 5,717 | 3,589 | 2,874 | 2,970 | 1,874 | 811 | 323 | 1,181 | 646 | 97.88 | 87.39 | 41.08 | 33.88 | 33.99 | 22.09 | 9.28 | 3.81 | 13.52 | 7.61 |
| Owners..... | 7,452 | 4,933 | 2,905 | 2,331 | 2,714 | 1,711 | 766 | 301 | 1,068 | 589 | 91.36 | 62.77 | 35.61 | 29.67 | 33.27 | 21.77 | 9.38 | 3.84 | 13.09 | 7.49 |
| Managers..... | 26,899 | 17,582 | 13,100 | 9,930 | 9,569 | 5,723 | 1,593 | 708 | 2,638 | 1,220 | 153.66 | 107.16 | 74.83 | 60.52 | 54.66 | 34.88 | 9.10 | 4.32 | 15.07 | 7.44 |
| Tenants..... | 10,150 | 7,202 | 5,007 | 4,077 | 3,193 | 2,101 | 655 | 362 | 1,420 | 779 | 106.56 | 74.14 | 50.75 | 41.27 | 32.36 | 26.70 | 9.01 | 3.66 | 14.45 | 7.94 |
| Colored farmers, total..... | 8,800 | 4,915 | 4,272 | 3,031 | 2,959 | 1,323 | 508 | 173 | 1,061 | 388 | 147.35 | 88.32 | 71.53 | 54.47 | 49.54 | 23.78 | 8.51 | 3.10 | 17.77 | 6.98 |
| Owners..... | 4,684 | 3,006 | 1,724 | 1,548 | 1,797 | 993 | 351 | 136 | 802 | 330 | 120.00 | 64.43 | 44.10 | 33.18 | 46.05 | 21.27 | 9.25 | 2.90 | 20.55 | 7.07 |
| Managers..... | 20,621 | 15,105 | 13,392 | 8,925 | 10,576 | 4,960 | 1,511 | 410 | 1,443 | 809 | 287.76 | 136.36 | 144.76 | 80.57 | 114.32 | 44.78 | 16.33 | 3.90 | 12.35 | 7.31 |
| Tenants..... | 10,678 | 6,841 | 6,029 | 4,888 | 2,680 | 1,323 | 462 | 203 | 1,502 | 428 | 123.04 | 107.82 | 69.47 | 77.03 | 30.95 | 20.85 | 5.32 | 3.20 | 17.31 | 6.74 |
| EAST NORTH CENTRAL. | | | | | | | | | | | | | | | | | | | | |
| Ohio. | | | | | | | | | | | | | | | | | | | | |
| White farmers, total..... | 12,094 | 7,019 | 7,872 | 4,743 | 2,526 | 1,359 | 573 | 189 | 1,123 | 728 | 131.75 | 78.99 | 85.76 | 53.38 | 27.51 | 15.30 | 6.24 | 2.13 | 13.24 | 8.19 |
| Owners..... | 10,410 | 6,356 | 6,456 | 4,134 | 2,407 | 1,342 | 528 | 181 | 1,010 | 698 | 123.24 | 75.93 | 70.43 | 49.39 | 28.50 | 16.04 | 6.25 | 2.17 | 12.06 | 8.33 |
| Managers..... | 32,308 | 19,325 | 21,401 | 13,443 | 7,214 | 4,036 | 1,161 | 440 | 2,532 | 1,406 | 175.63 | 105.00 | 110.34 | 73.04 | 39.21 | 21.93 | 6.31 | 2.30 | 13.77 | 7.04 |
| Tenants..... | 15,247 | 8,234 | 10,604 | 5,950 | 2,610 | 1,306 | 655 | 199 | 1,313 | 770 | 144.73 | 83.77 | 101.22 | 60.53 | 24.54 | 13.29 | 6.21 | 2.03 | 12.46 | 7.82 |
| Colored farmers, total..... | 6,605 | 3,542 | 4,367 | 2,495 | 1,281 | 578 | 264 | 76 | 693 | 392 | 106.30 | 64.71 | 70.28 | 45.58 | 20.61 | 10.57 | 4.25 | 1.39 | 11.16 | 7.16 |
| Owners..... | 4,749 | 2,660 | 2,887 | 1,724 | 1,076 | 534 | 207 | 71 | 579 | 340 | 90.06 | 67.09 | 54.75 | 36.88 | 20.41 | 11.41 | 3.92 | 1.52 | 10.98 | 7.27 |
| Managers..... | 23,644 | 13,072 | 15,49 | 8,755 | 4,988 | 2,162 | 1,105 | 138 | 2,022 | 1,022 | 187.77 | 118.07 | 123.06 | 79.08 | 39.61 | 19.53 | 8.77 | 1.20 | 16.34 | 18.26 |
| Tenants..... | 9,150 | 4,986 | 6,563 | 3,869 | 1,437 | 603 | 322 | 84 | 828 | 430 | 119.50 | 71.86 | 85.71 | 55.75 | 18.77 | 8.69 | 4.20 | 1.22 | 10.81 | 6.20 |
| Indiana. | | | | | | | | | | | | | | | | | | | | |
| White farmers, total..... | 14,849 | 8,409 | 10,750 | 6,173 | 2,202 | 1,237 | 622 | 191 | 1,275 | 808 | 144.46 | 84.94 | 104.58 | 62.35 | 21.42 | 12.50 | 6.05 | 1.93 | 12.40 | 8.16 |
| Owners..... | 12,760 | 7,675 | 8,862 | 5,425 | 2,138 | 1,272 | 582 | 188 | 1,178 | 701 | 135.92 | 81.66 | 94.40 | 57.72 | 22.77 | 13.53 | 6.20 | 2.00 | 12.55 | 8.41 |
| Managers..... | 32,061 | 18,621 | 23,471 | 14,215 | 4,713 | 2,260 | 1,004 | 333 | 2,874 | 1,813 | 167.75 | 88.27 | 115.49 | 67.38 | 23.19 | 10.72 | 4.94 | 1.58 | 14.14 | 8.69 |
| Tenants..... | 18,617 | 9,736 | 14,254 | 7,009 | 2,248 | 1,121 | 692 | 193 | 1,422 | 813 | 157.90 | 91.36 | 120.90 | 71.40 | 10.07 | 10.52 | 5.87 | 1.81 | 12.06 | 7.63 |
| Colored farmers, total..... | 8,437 | 4,749 | 6,336 | 3,666 | 1,104 | 563 | 228 | 81 | 769 | 440 | 131.45 | 84.98 | 98.71 | 65.60 | 17.21 | 10.07 | 3.55 | 1.45 | 11.97 | 7.87 |
| Owners..... | 6,981 | 4,337 | 4,819 | 3,257 | 1,171 | 572 | 204 | 83 | 788 | 426 | 123.47 | 85.23 | 85.23 | 61.01 | 20.71 | 10.71 | 3.60 | 1.55 | 13.93 | 7.97 |
| Managers..... | 20,920 | 15,904 | 16,239 | 12,100 | 2,629 | 2,655 | 807 | 124 | 1,246 | 1,024 | 121.08 | 114.58 | 93.98 | 87.18 | 15.21 | 19.13 | 4.07 | 0.90 | 7.21 | 7.38 |
| Tenants..... | 9,512 | 4,835 | 7,629 | 3,875 | 939 | 451 | 226 | 76 | 719 | 433 | 141.04 | 86.82 | 113.12 | 69.59 | 13.92 | 8.09 | 3.35 | 1.37 | 10.66 | 7.77 |
| Illinois. | | | | | | | | | | | | | | | | | | | | |
| White farmers, total..... | 28,185 | 15,566 | 22,197 | 12,318 | 3,161 | 1,724 | 941 | 294 | 1,885 | 1,280 | 208.66 | 130.19 | 164.33 | 95.12 | 23.40 | 13.31 | 6.97 | 2.27 | 13.95 | 9.50 |
| Owners..... | 23,003 | 13,723 | 17,221 | 10,406 | 3,140 | 1,313 | 558 | 286 | 1,778 | 1,218 | 187.13 | 111.62 | 140.09 | 84.64 | 25.59 | 14.75 | 6.98 | 2.32 | 14.47 | 9.91 |
| Managers..... | 52,576 | 30,250 | 40,990 | 23,659 | 6,651 | 3,578 | 1,288 | 533 | 3,650 | 2,485 | 251.29 | 129.49 | 195.92 | 101.26 | 31.79 | 15.32 | 6.15 | 2.28 | 17.44 | 10.63 |
| Tenants..... | 34,146 | 17,794 | 28,079 | 14,719 | 3,063 | 1,557 | 1,038 | 300 | 1,965 | 1,219 | 229.97 | 130.69 | 189.11 | 108.02 | 20.63 | 11.43 | 6.90 | 2.20 | 13.23 | 8.95 |
| Colored farmers, total..... | 7,917 | 4,770 | 5,931 | 3,732 | 882 | 472 | 243 | 94 | 861 | 472 | 122.53 | 77.35 | 91.79 | 60.51 | 13.64 | 7.66 | 3.76 | 1.52 | 13.33 | 7.66 |
| Owners..... | 5,728 | 3,686 | 3,871 | 2,612 | 890 | 526 | 207 | 91 | 701 | 457 | 91.43 | 66.47 | 61.78 | 47.11 | 14.20 | 9.48 | 3.30 | 1.64 | 12.15 | 8.24 |
| Managers..... | 31,191 | 31,729 | 24,944 | 20,795 | 2,233 | 1,500 | 802 | 419 | 3,211 | 3,011 | 260.55 | 110.07 | 208.45 | 92.97 | 18.66 | 5.20 | 6.70 | 1.45 | 26.83 | 10.45 |
| Tenants..... | 10,659 | 5,370 | 8,586 | 4,480 | 834 | 375 | 285 | 88 | 953 | 418 | 161.02 | 85.20 | 129.71 | 71.22 | 12.60 | 5.94 | 4.30 | 1.40 | 14.40 | 6.63 |
| Michigan. | | | | | | | | | | | | | | | | | | | | |
| White farmers, total..... | 8,991 | 5,271 | 4,890 | 2,978 | 2,435 | 1,355 | 624 | 242 | 1,041 | 667 | 92.69 | 57.51 | 50.41 | 32.49 | 25.10 | 15.11 | 6.43 | 2.84 | 10.79 | 7.28 |
| Owners..... | 8,218 | 4,945 | 4,519 | 2,727 | 2,320 | 1,338 | 604 | 238 | 975 | 642 | 80.98 | 56.32 | 47.29 | 31.06 | | | | | | |

COLOR AND TENURE OF FARMER.

TABLE 21.—AVERAGE VALUE OF ALL FARM PROPERTY AND OF THE SEVERAL CLASSES, PER FARM AND PER ACRE, BY COLOR AND TENURE, BY DIVISIONS AND STATES, 1920 AND 1910—Continued.

[All averages based on Tables 12, 14, 15, 17, and 18. Averages for land and buildings together in Tables 19 and 20.]

| DIVISION OR STATE AND COLOR AND TENURE | AVERAGE VALUE PER FARM. | | | | | | | | | | AVERAGE VALUE PER ACRE. | | | | | | | | | |
|--|-------------------------|---------|---------|---------|------------|---------|----------------------------|-------|-------------|--------|-------------------------|---------|---------|---------|------------|---------|----------------------------|--------|-------------|--------|
| | All farm property. | | Land. | | Buildings. | | Imple-ments and machinery. | | Live stock. | | All farm property. | | Land. | | Buildings. | | Imple-ments and machinery. | | Live stock. | |
| | 1920. | 1910. | 1920. | 1910. | 1920. | 1910. | 1920. | 1910. | 1920. | 1910. | 1920. | 1910. | 1920. | 1910. | 1920. | 1910. | 1920. | 1910. | 1920. | 1910. |
| E. NORTH CENTRAL—Con. | | | | | | | | | | | | | | | | | | | | |
| Wisconsin. | | | | | | | | | | | | | | | | | | | | |
| White farmers, total..... | \$14,179 | \$7,994 | \$8,574 | \$5,158 | \$3,013 | \$1,839 | \$885 | \$300 | \$1,707 | \$867 | \$120.95 | \$67.14 | \$73.14 | \$43.32 | \$25.70 | \$13.77 | \$7.55 | \$2.52 | \$14.56 | \$7.53 |
| Owners..... | 13,282 | 7,471 | 7,877 | 4,731 | 2,928 | 1,591 | 871 | 294 | 1,806 | 854 | 118.87 | 64.88 | 70.32 | 41.08 | 26.14 | 13.82 | 7.78 | 2.55 | 14.34 | 7.41 |
| Managers..... | 27,257 | 19,408 | 16,672 | 12,632 | 6,236 | 4,367 | 1,305 | 620 | 3,044 | 1,789 | 124.37 | 79.15 | 76.07 | 51.51 | 28.45 | 17.81 | 5.90 | 2.53 | 13.89 | 7.29 |
| Tenants..... | 18,251 | 10,523 | 11,926 | 7,329 | 3,225 | 1,770 | 926 | 315 | 2,174 | 1,108 | 131.07 | 77.71 | 80.04 | 54.13 | 23.27 | 13.08 | 6.08 | 2.33 | 15.68 | 8.18 |
| Colored farmers, total..... | 4,026 | 3,163 | 2,331 | 2,196 | 870 | 554 | 257 | 107 | 567 | 306 | 78.28 | 46.82 | 45.33 | 32.51 | 16.93 | 8.21 | 5.00 | 1.58 | 11.03 | 4.53 |
| Owners..... | 3,875 | 3,135 | 2,271 | 2,198 | 841 | 545 | 252 | 102 | 511 | 290 | 76.01 | 46.50 | 44.54 | 32.60 | 16.50 | 8.00 | 4.94 | 1.51 | 10.02 | 4.30 |
| Managers..... | 85,593 | 3,020 | 15,167 | 1,375 | 7,000 | 700 | 1,683 | 273 | 11,763 | 672 | 176.40 | 89.86 | 75.21 | 13.15 | 34.71 | 9.24 | 8.25 | 3.60 | 58.33 | 8.87 |
| Tenants..... | 4,016 | 3,583 | 2,306 | 2,252 | 867 | 667 | 224 | 168 | 620 | 496 | 87.31 | 52.25 | 50.13 | 32.83 | 18.84 | 9.72 | 4.80 | 2.46 | 13.47 | 7.24 |
| WEST NORTH CENTRAL. | | | | | | | | | | | | | | | | | | | | |
| Minnesota. | | | | | | | | | | | | | | | | | | | | |
| White farmers, total..... | 21,239 | 9,468 | 15,424 | 6,536 | 3,089 | 1,560 | 1,015 | 335 | 1,710 | 1,036 | 125.37 | 53.36 | 91.04 | 36.83 | 18.23 | 8.79 | 5.99 | 1.89 | 10.10 | 5.84 |
| Owners..... | 19,135 | 8,881 | 13,491 | 5,998 | 3,037 | 1,548 | 983 | 330 | 1,624 | 1,006 | 120.81 | 52.43 | 85.18 | 35.41 | 19.17 | 9.14 | 6.21 | 1.95 | 10.25 | 5.94 |
| Managers..... | 36,461 | 19,798 | 25,222 | 13,822 | 6,271 | 3,306 | 1,344 | 631 | 3,624 | 2,039 | 131.26 | 58.44 | 90.80 | 40.80 | 22.57 | 9.76 | 4.84 | 1.86 | 13.05 | 6.02 |
| Tenants..... | 27,012 | 11,269 | 20,878 | 8,270 | 3,131 | 1,542 | 1,101 | 343 | 1,902 | 1,114 | 135.98 | 55.95 | 105.10 | 41.06 | 15.76 | 7.06 | 5.54 | 1.70 | 9.58 | 5.53 |
| Colored farmers, total..... | 5,747 | 3,027 | 3,326 | 1,882 | 856 | 520 | 323 | 161 | 1,940 | 464 | 58.67 | 37.55 | 33.95 | 23.35 | 8.76 | 6.45 | 3.30 | 1.99 | 12.68 | 5.76 |
| Owners..... | 5,635 | 3,232 | 3,149 | 1,822 | 798 | 503 | 329 | 172 | 1,922 | 497 | 54.27 | 33.25 | 30.87 | 20.77 | 8.00 | 5.70 | 3.22 | 1.74 | 12.37 | 5.04 |
| Managers..... | 7,577 | 7,058 | 2,000 | 6,220 | 2,000 | 400 | 1,000 | 138 | 2,577 | 301 | 315.71 | 31.30 | 33.33 | 27.58 | 83.33 | 1.77 | 41.67 | 0.61 | 107.35 | 1.33 |
| Tenants..... | 6,980 | 2,433 | 4,452 | 1,456 | 1,201 | 430 | 265 | 188 | 1,062 | 402 | 91.96 | 58.77 | 58.65 | 35.18 | 15.32 | 10.58 | 3.40 | 3.84 | 14.00 | 9.72 |
| Iowa. | | | | | | | | | | | | | | | | | | | | |
| White farmers, total..... | 39,954 | 17,269 | 31,303 | 12,918 | 4,325 | 2,099 | 1,449 | 440 | 2,877 | 1,812 | 254.69 | 110.41 | 199.54 | 82.59 | 27.57 | 13.42 | 9.24 | 2.81 | 18.34 | 11.58 |
| Owners..... | 37,300 | 16,987 | 28,303 | 12,321 | 4,622 | 2,296 | 1,470 | 462 | 2,905 | 1,909 | 251.79 | 111.69 | 191.05 | 81.01 | 31.20 | 15.10 | 9.92 | 3.04 | 19.61 | 12.55 |
| Managers..... | 56,004 | 20,939 | 44,467 | 20,356 | 6,156 | 3,005 | 1,344 | 536 | 4,738 | 3,063 | 247.38 | 105.82 | 194.34 | 79.89 | 26.90 | 11.80 | 5.43 | 2.10 | 20.71 | 12.03 |
| Tenants..... | 43,119 | 17,497 | 35,040 | 13,710 | 3,866 | 1,759 | 1,427 | 403 | 2,786 | 1,625 | 258.49 | 108.61 | 210.06 | 85.10 | 23.18 | 10.92 | 8.55 | 2.50 | 16.70 | 10.09 |
| Colored farmers, total..... | 14,295 | 6,351 | 10,590 | 4,479 | 1,617 | 936 | 459 | 201 | 1,630 | 784 | 176.13 | 91.33 | 130.47 | 64.41 | 19.93 | 13.47 | 5.65 | 2.90 | 20.08 | 10.56 |
| Owners..... | 10,064 | 4,572 | 7,899 | 2,893 | 1,334 | 887 | 388 | 175 | 1,983 | 618 | 152.67 | 95.45 | 113.73 | 60.38 | 19.20 | 13.52 | 5.59 | 3.65 | 14.15 | 12.90 |
| Managers..... | 54,523 | 49,547 | 48,500 | 36,100 | 2,500 | 7,000 | 800 | 1,350 | 2,723 | 5,997 | 218.09 | 97.53 | 194.00 | 71.06 | 10.00 | 13.78 | 3.20 | 2.66 | 10.89 | 10.03 |
| Tenants..... | 21,146 | 8,821 | 15,331 | 6,901 | 2,209 | 850 | 601 | 223 | 3,066 | 847 | 207.98 | 86.20 | 150.78 | 67.44 | 21.72 | 3.31 | 6.91 | 2.18 | 29.56 | 8.27 |
| Missouri. | | | | | | | | | | | | | | | | | | | | |
| White farmers, total..... | 13,729 | 7,452 | 9,916 | 5,247 | 1,793 | 982 | 529 | 185 | 1,491 | 1,038 | 103.28 | 59.33 | 74.59 | 41.77 | 13.49 | 7.82 | 3.98 | 1.47 | 11.21 | 8.27 |
| Owners..... | 13,450 | 7,644 | 9,459 | 5,223 | 1,889 | 1,059 | 550 | 199 | 1,553 | 1,133 | 100.37 | 58.01 | 70.59 | 39.64 | 14.09 | 8.27 | 4.10 | 1.51 | 11.59 | 8.60 |
| Managers..... | 38,411 | 23,008 | 17,526 | 17,675 | 5,854 | 2,592 | 971 | 364 | 4,080 | 2,477 | 129.27 | 72.46 | 92.64 | 55.35 | 19.70 | 8.16 | 3.27 | 1.14 | 13.66 | 7.80 |
| Tenants..... | 13,686 | 6,631 | 10,519 | 5,006 | 1,440 | 694 | 465 | 148 | 1,262 | 782 | 109.12 | 62.21 | 83.86 | 46.97 | 11.48 | 6.51 | 3.71 | 1.39 | 10.06 | 7.34 |
| Colored farmers, total..... | 6,762 | 3,852 | 5,092 | 2,885 | 762 | 396 | 196 | 86 | 712 | 485 | 100.35 | 61.38 | 75.56 | 45.98 | 11.31 | 6.31 | 2.91 | 1.37 | 10.57 | 7.72 |
| Owners..... | 6,042 | 3,266 | 4,394 | 2,276 | 747 | 401 | 205 | 87 | 697 | 502 | 88.70 | 52.34 | 64.50 | 36.47 | 10.96 | 6.43 | 3.00 | 1.39 | 10.23 | 8.05 |
| Managers..... | 30,441 | 22,478 | 23,653 | 18,032 | 2,932 | 2,296 | 568 | 194 | 3,288 | 1,956 | 132.15 | 122.36 | 102.68 | 98.16 | 12.73 | 12.50 | 2.40 | 1.05 | 14.27 | 10.65 |
| Tenants..... | 6,804 | 4,164 | 5,317 | 3,324 | 693 | 338 | 169 | 82 | 626 | 420 | 114.51 | 69.42 | 89.48 | 55.41 | 11.66 | 5.63 | 2.84 | 1.37 | 10.53 | 7.01 |
| North Dakota. | | | | | | | | | | | | | | | | | | | | |
| White farmers, total..... | 22,752 | 13,187 | 16,542 | 9,882 | 2,707 | 1,250 | 1,477 | 594 | 2,026 | 1,460 | 48.72 | 34.39 | 35.42 | 25.77 | 5.80 | 3.26 | 3.16 | 1.55 | 4.34 | 3.81 |
| Owners..... | 21,968 | 12,540 | 15,065 | 9,283 | 2,720 | 1,212 | 1,521 | 593 | 2,061 | 1,453 | 46.47 | 33.49 | 33.14 | 24.79 | 5.75 | 3.24 | 3.22 | 1.58 | 4.36 | 3.88 |
| Managers..... | 48,138 | 40,010 | 34,861 | 31,297 | 6,271 | 3,743 | 2,333 | 1,539 | 4,573 | 3,462 | 50.65 | 40.45 | 36.08 | 31.64 | 6.60 | 3.78 | 2.66 | 1.56 | 4.81 | 3.47 |
| Tenants..... | 23,890 | 15,798 | 18,250 | 12,430 | 2,515 | 1,363 | 1,310 | 560 | 1,815 | 1,415 | 55.56 | 38.52 | 42.44 | 30.30 | 5.85 | 3.33 | 3.05 | 1.87 | 4.22 | 3.46 |
| Colored farmers, total..... | 8,290 | 5,409 | 5,762 | 3,880 | 736 | 323 | 405 | 234 | 1,387 | 993 | 24.14 | 20.61 | 16.78 | 14.71 | 2.14 | 1.23 | 1.18 | 0.89 | 4.04 | 3.78 |
| Owners..... | 8,224 | 5,421 | 5,740 | 3,878 | 738 | 318 | 396 | 231 | 1,344 | 994 | 23.29 | 20.59 | 16.28 | 14.71 | 2.09 | 1.21 | 1.12 | 0.88 | 3.81 | 3.77 |
| Managers..... | 19,798 | 5,775 | 10,750 | 3,650 | 759 | 350 | 525 | 400 | 7,773 | 875 | 49.50 | 24.06 | 26.88 | 15.21 | 1.88 | 3.54 | 1.31 | 1.67 | 19.43 | 3.65 |
| Tenants..... | 8,406 | 4,777 | 5,728 | 2,953 | 727 | 520 | 459 | 357 | 1,491 | 976 | 30.13 | 23.55 | 20.54 | 14.56 | 2.61 | 1.64 | 1.37 | 1.05 | 5.35 | 4.67 |
| South Dakota. | | | | | | | | | | | | | | | | | | | | |
| White farmers, total..... | 38,376 | 15,278 | 30,344 | 11,833 | 3,281 | 1,358 | 1,528 | 445 | 3,223 | 1,646 | 82.94 | 46.53 | 65.58 | 36.04 | 7.09 | 4.12 | 3.30 | 1.36 | 6.97 | 5.01 |
| Owners..... | 36,982 | 14,338 | 28,615 | 10,918 | 3,405 | 1,330 | 1,559 | 436 | 3,404 | 1,654 | 73.36 | 44.27 | 56.70 | 33.71 | 6.75 | 4.11 | 3.09 | 1.35 | 6.75 | 5.11 |
| Managers..... | 60,530 | 39,204 | 45,517 | 29,835 | 4,811 | 2,846 | 1,669 | 786 | 5,533 | 5,827 | 52.84 | 26.45 | 39.73 | 20.09 | 4.20 | 1.92 | 1.40 | 0.53 | 7.45 | 3.92 |
| Tenants..... | 40,210 | 17,456 | 32,986 | 14,074 | 3,015 | 1,386 | 1,468 | 463 | 2,740 | 1,533 | 109.20 | 55.28 | 89.58 | 44.57 | 8.19 | 4.39 | 3.99 | 1.46 | 7.44 | 4.85 |
| Colored farmers, total..... | 13,331 | 8,114 | 9,669 | 6,080 | 1,141 | 427 | 513 | 170 | 2,607 | 1,436 | 25.28 | 15.76 | 18.33 | 11.81 | 2.16 | 0.83 | 0.97 | 0.33 | 3.81 | 2.79 |
| Owners..... | 13,360 | 8,068 | 9,659 | 6,086 | 1,144 | 426 | 514 | 168 | 2,643 | 1,387 | 24.33 | 15.52 | 17.59 | 11.71 | 2.08 | 0.82 | 0.94 | 0.32 | 3.72 | 2.67 |
| Managers..... | 16,550 | 35,156 | 8,284 | 17,686 | 1,510 | 517 | 1,045 | 276 | 5,711 | 16,727 | 25.45 | 29.39 | 12.74 | 14.75 | 2.32 | 0.43 | 1.61 | 0.23 | 8.73 | 13.99 |
| Tenants..... | 12,787 | 7,137 | 9,882 | 4,567 | 1,080 | 479 | 463 | 252 | 1,362 | 1,839 | 44.76 | 32.18 | 34.59 | 20.59 | 3.78 | 2.16 | 1.62 | 1.14 | 4.77 | 8.29 |
| Nebraska. | | | | | | | | | | | | | | | | | | | | |
| White farmers, total..... | 33,817 | 16,071 | 26,802 | 12,478 | 3,074 | 1,536 | 1,232 | 342 | 2,708 | 1,717 | 99.49 | 53.88 | 78.85 | 41.83 | 9.04 | 5.15 | 3.63 | 1.15 | 7.97 | 5.76 |
| Owners..... | 33,922 | 15,969 | 26,162 | 12,026 | 3,477 | 1,605 | 1,217 | 362 | 2,967 | 1,886 | 89.25 | 46.81 | 68.83 | 35.26 | 8.14 | 4.97 | 3.46 | 1.06 | 7.81 | 5.33 |
| Managers..... | 5 | | | | | | | | | | | | | | | | | | | |

TABLE 21.—AVERAGE VALUE OF ALL FARM PROPERTY AND OF THE SEVERAL CLASSES, PER FARM AND PER ACRE, BY COLOR AND TENURE, BY DIVISIONS AND STATES: 1920 AND 1910—Continued.

[All averages based on Tables 12, 14, 15, 17, and 18. Averages for land and buildings together in Tables 19 and 20.]

| DIVISION OR STATE AND COLOR AND TENURE. | AVERAGE VALUE PER FARM. | | | | | | | | | | AVERAGE VALUE PER ACRE. | | | | | | | | | |
|---|-------------------------|----------|----------|---------|------------|---------|---------------------------|-------|------------|---------|-------------------------|----------|----------|----------|------------|--------|---------------------------|--------|------------|--------|
| | All farm property. | | Land. | | Buildings. | | Implements and machinery. | | Livestock. | | All farm property. | | Land. | | Buildings. | | Implements and machinery. | | Livestock. | |
| | 1920 | 1910 | 1920 | 1910 | 1920 | 1910 | 1920 | 1910 | 1920 | 1910 | 1920 | 1910 | 1920 | 1910 | 1920 | 1910 | 1920 | 1910 | 1920 | 1910 |
| W. NORTH CENTRAL—Con. | | | | | | | | | | | | | | | | | | | | |
| Kansas. | | | | | | | | | | | | | | | | | | | | |
| White farmers, total..... | \$20,059 | \$11,524 | \$15,034 | \$8,690 | \$2,153 | \$1,128 | \$940 | \$273 | \$1,932 | \$1,433 | \$72.74 | \$47.01 | \$54.52 | \$35.45 | \$7.81 | \$4.60 | \$3.41 | \$1.11 | \$7.01 | \$5.85 |
| Owners..... | 20,138 | 11,915 | 14,634 | 8,761 | 2,408 | 1,277 | 993 | 301 | 2,053 | 1,576 | 71.14 | 45.66 | 51.87 | 33.58 | 8.51 | 4.90 | 3.51 | 1.15 | 7.25 | 6.04 |
| Managers..... | 44,343 | 29,521 | 33,436 | 22,430 | 3,860 | 2,025 | 1,227 | 403 | 5,811 | 4,662 | 53.76 | 30.94 | 40.54 | 23.51 | 4.69 | 2.12 | 1.49 | 0.42 | 7.04 | 4.89 |
| Tenants..... | 19,403 | 10,494 | 15,133 | 8,290 | 1,744 | 855 | 857 | 223 | 1,669 | 1,126 | 76.73 | 51.45 | 59.85 | 40.64 | 6.99 | 4.19 | 3.39 | 1.10 | 6.60 | 5.52 |
| Colored farmers, total..... | 9,836 | 5,628 | 7,513 | 4,308 | 1,032 | 571 | 374 | 127 | 918 | 622 | 64.41 | 46.85 | 49.20 | 35.86 | 6.76 | 4.75 | 2.45 | 1.06 | 6.01 | 5.18 |
| Owners..... | 8,648 | 5,348 | 6,400 | 3,939 | 1,027 | 688 | 373 | 133 | 849 | 638 | 58.23 | 43.45 | 43.13 | 32.00 | 6.92 | 5.18 | 2.51 | 1.08 | 5.72 | 5.19 |
| Managers..... | 17,934 | 18,417 | 14,378 | 14,639 | 1,733 | 1,571 | 423 | 206 | 1,395 | 2,101 | 123.54 | 38.50 | 99.04 | 30.39 | 11.94 | 3.28 | 2.95 | 0.43 | 9.61 | 4.39 |
| Tenants..... | 11,701 | 5,695 | 9,280 | 4,640 | 1,012 | 404 | 374 | 113 | 1,025 | 637 | 72.07 | 56.24 | 57.69 | 45.82 | 6.29 | 3.99 | 2.32 | 1.12 | 6.37 | 5.30 |
| SOUTH ATLANTIC. | | | | | | | | | | | | | | | | | | | | |
| Delaware. | | | | | | | | | | | | | | | | | | | | |
| White farmers, total..... | 8,270 | 6,136 | 4,330 | 3,378 | 2,340 | 1,784 | 707 | 313 | 887 | 660 | 86.15 | 61.95 | 45.11 | 34.10 | 24.44 | 18.01 | 7.86 | 3.16 | 9.24 | 6.67 |
| Owners..... | 6,660 | 5,505 | 3,109 | 2,741 | 2,190 | 1,878 | 649 | 313 | 712 | 578 | 85.80 | 68.60 | 40.06 | 34.15 | 28.21 | 23.34 | 8.36 | 3.91 | 9.17 | 7.21 |
| Managers..... | 27,331 | 17,713 | 16,837 | 9,451 | 6,729 | 5,787 | 1,729 | 831 | 2,036 | 1,044 | 177.32 | 100.98 | 109.24 | 53.88 | 43.66 | 32.99 | 11.22 | 4.74 | 13.21 | 9.37 |
| Tenants..... | 10,167 | 6,731 | 5,842 | 4,128 | 2,433 | 1,551 | 762 | 299 | 1,129 | 752 | 82.24 | 54.33 | 47.26 | 33.32 | 19.68 | 12.52 | 6.16 | 2.42 | 9.14 | 6.07 |
| Colored farmers, total..... | 4,028 | 2,550 | 2,276 | 1,574 | 1,033 | 575 | 266 | 109 | 433 | 292 | 63.68 | 41.26 | 36.15 | 25.48 | 16.42 | 9.31 | 4.23 | 1.76 | 6.88 | 4.72 |
| Owners..... | 2,422 | 1,690 | 1,220 | 893 | 699 | 456 | 198 | 101 | 305 | 241 | 68.72 | 50.41 | 34.61 | 26.03 | 19.84 | 13.59 | 5.63 | 3.02 | 8.75 | 7.17 |
| Managers..... | 13,593 | 10,398 | 6,696 | 6,244 | 4,354 | 2,829 | 1,250 | 343 | 1,294 | 943 | 136.56 | 69.47 | 67.27 | 41.71 | 43.74 | 10.16 | 12.55 | 2.29 | 13.00 | 6.30 |
| Tenants..... | 4,879 | 2,966 | 2,905 | 1,978 | 1,183 | 699 | 289 | 107 | 502 | 313 | 59.85 | 36.57 | 35.04 | 24.14 | 14.51 | 7.31 | 3.54 | 1.31 | 6.16 | 3.82 |
| Maryland. | | | | | | | | | | | | | | | | | | | | |
| White farmers, total..... | 10,514 | 6,437 | 5,869 | 3,674 | 2,883 | 1,765 | 667 | 268 | 1,096 | 729 | 90.50 | 58.30 | 55.54 | 33.28 | 27.28 | 15.99 | 6.31 | 2.43 | 10.37 | 6.60 |
| Owners..... | 8,828 | 5,248 | 4,665 | 2,737 | 2,608 | 1,622 | 624 | 253 | 931 | 637 | 98.15 | 55.76 | 51.86 | 29.07 | 28.99 | 17.23 | 6.94 | 2.68 | 10.35 | 6.77 |
| Managers..... | 33,095 | 28,052 | 18,423 | 19,098 | 10,551 | 6,758 | 1,547 | 638 | 2,740 | 1,508 | 165.72 | 130.33 | 86.24 | 88.73 | 49.39 | 31.40 | 7.24 | 3.20 | 12.85 | 7.01 |
| Tenants..... | 12,637 | 7,735 | 7,740 | 4,820 | 2,841 | 1,743 | 690 | 276 | 1,300 | 897 | 93.14 | 54.29 | 57.09 | 33.83 | 20.94 | 12.23 | 5.08 | 1.94 | 10.02 | 6.29 |
| Colored farmers, total..... | 2,058 | 1,923 | 2,444 | 1,114 | 1,044 | 498 | 188 | 69 | 382 | 242 | 71.07 | 34.17 | 43.16 | 19.80 | 18.43 | 8.85 | 3.32 | 1.22 | 6.75 | 4.31 |
| Owners..... | 4,702 | 2,601 | 1,467 | 836 | 777 | 358 | 162 | 55 | 268 | 187 | 80.39 | 39.98 | 43.64 | 20.57 | 23.12 | 11.59 | 4.82 | 1.78 | 8.61 | 6.04 |
| Managers..... | 17,494 | 14,926 | 10,109 | 8,814 | 5,366 | 4,663 | 660 | 474 | 1,359 | 974 | 119.62 | 97.19 | 69.13 | 57.39 | 36.69 | 30.37 | 4.51 | 3.08 | 9.30 | 6.34 |
| Tenants..... | 5,169 | 2,601 | 3,865 | 1,636 | 1,161 | 679 | 197 | 76 | 446 | 310 | 61.69 | 27.22 | 40.16 | 17.13 | 13.96 | 6.06 | 2.35 | 0.80 | 5.32 | 3.24 |
| District of Columbia. | | | | | | | | | | | | | | | | | | | | |
| White farmers, total..... | 30,882 | 40,892 | 21,862 | 34,768 | 7,182 | 4,949 | 544 | 446 | 1,294 | 729 | 1,056.18 | 1,404.64 | 747.69 | 1,194.26 | 245.63 | 170.01 | 18.60 | 15.31 | 44.26 | 25.05 |
| Owners..... | 19,812 | 20,757 | 12,650 | 10,766 | 5,729 | 3,519 | 452 | 172 | 431 | 300 | 1,031.32 | 963.01 | 675.57 | 777.80 | 305.96 | 103.26 | 24.12 | 7.99 | 25.66 | 13.91 |
| Managers..... | 135,095 | 240,920 | 91,279 | 208,771 | 33,285 | 22,146 | 1,884 | 4,361 | 8,647 | 5,642 | 1,310.19 | 2,322.92 | 885.25 | 2,012.95 | 322.81 | 212.53 | 18.27 | 42.05 | 83.80 | 54.40 |
| Tenants..... | 10,909 | 33,663 | 16,379 | 29,139 | 2,680 | 3,919 | 334 | 141 | 517 | 464 | 820.44 | 1,271.18 | 674.95 | 1,100.36 | 110.43 | 148.00 | 13.77 | 5.32 | 21.29 | 17.51 |
| Colored farmers, total..... | 12,286 | 7,806 | 6,678 | 5,550 | 4,988 | 1,900 | 209 | 80 | 411 | 276 | 853.17 | 986.01 | 463.72 | 701.05 | 346.35 | 240.00 | 14.53 | 10.05 | 28.57 | 34.91 |
| Owners..... | 4,811 | 6,489 | 3,367 | 3,975 | 1,111 | 2,075 | 66 | 94 | 268 | 345 | 1,732.00 | 895.03 | 1,212.00 | 548.28 | 400.00 | 286.21 | 23.00 | 12.93 | 96.40 | 47.62 |
| Managers..... | 111,205 | 8,185 | 31,200 | 6,800 | 74,500 | 1,200 | 2,500 | 50 | 3,005 | 135 | 1,170.68 | 2,046.25 | 328.42 | 1,700.00 | 784.21 | 300.00 | 26.32 | 12.50 | 31.03 | 33.75 |
| Tenants..... | 9,121 | 11,191 | 7,205 | 9,333 | 1,625 | 1,667 | 110 | 52 | 281 | 140 | 542.90 | 1,017.89 | 428.87 | 848.48 | 90.77 | 151.52 | 6.52 | 4.70 | 16.74 | 12.70 |
| Virginia. | | | | | | | | | | | | | | | | | | | | |
| White farmers, total..... | 7,780 | 4,196 | 4,931 | 2,664 | 1,738 | 918 | 328 | 120 | 783 | 495 | 66.10 | 33.05 | 41.89 | 20.98 | 14.77 | 7.23 | 2.78 | 0.94 | 6.85 | 3.90 |
| Owners..... | 7,677 | 4,355 | 4,753 | 2,701 | 1,788 | 994 | 341 | 129 | 795 | 531 | 65.93 | 33.13 | 40.44 | 20.65 | 15.22 | 7.55 | 2.90 | 0.98 | 6.77 | 4.04 |
| Managers..... | 35,280 | 20,937 | 23,544 | 13,893 | 7,632 | 4,116 | 1,162 | 536 | 2,943 | 1,791 | 80.23 | 40.62 | 57.55 | 31.83 | 18.06 | 9.44 | 2.84 | 1.23 | 7.19 | 4.11 |
| Tenants..... | 6,418 | 3,004 | 4,378 | 2,061 | 1,201 | 544 | 232 | 73 | 607 | 326 | 64.03 | 50.18 | 43.07 | 20.67 | 11.98 | 5.40 | 2.32 | 0.74 | 6.05 | 3.26 |
| Colored farmers, total..... | 2,497 | 1,139 | 1,540 | 677 | 573 | 263 | 106 | 39 | 284 | 159 | 52.72 | 24.46 | 32.51 | 14.54 | 12.11 | 5.66 | 2.11 | 0.83 | 5.99 | 3.43 |
| Owners..... | 2,236 | 1,079 | 1,251 | 585 | 594 | 285 | 103 | 41 | 289 | 167 | 50.38 | 25.18 | 28.18 | 13.05 | 13.38 | 6.60 | 2.32 | 0.96 | 6.50 | 3.90 |
| Managers..... | 18,556 | 8,233 | 8,455 | 5,728 | 3,388 | 1,655 | 547 | 160 | 1,166 | 679 | 85.34 | 49.42 | 53.23 | 34.39 | 21.33 | 9.99 | 3.44 | 0.96 | 7.34 | 4.08 |
| Tenants..... | 2,852 | 1,177 | 1,990 | 806 | 502 | 202 | 89 | 32 | 284 | 188 | 55.28 | 22.36 | 33.70 | 15.31 | 9.74 | 3.89 | 1.72 | 0.60 | 5.13 | 2.02 |
| West Virginia. | | | | | | | | | | | | | | | | | | | | |
| White farmers, total..... | 5,697 | 3,260 | 3,526 | 2,149 | 1,187 | 595 | 211 | 73 | 772 | 449 | 51.81 | 31.37 | 32.07 | 20.64 | 10.80 | 5.71 | 1.92 | 0.70 | 7.02 | 4.32 |
| Owners..... | 5,466 | 3,041 | 3,262 | 2,107 | 1,203 | 641 | 216 | 79 | 780 | 489 | 50.28 | 30.61 | 30.01 | 19.48 | 11.06 | 5.93 | 1.98 | 0.73 | 7.23 | 4.47 |
| Managers..... | 23,563 | 11,841 | 17,690 | 8,770 | 3,408 | 1,750 | 680 | 187 | 1,780 | 1,134 | 71.91 | 36.08 | 53.98 | 20.73 | 10.40 | 5.33 | 2.07 | 0.57 | 5.45 | 3.40 |
| Tenants..... | 5,499 | 2,716 | 3,782 | 2,018 | 937 | 366 | 156 | 43 | 624 | 289 | 55.27 | 34.51 | 38.01 | 25.09 | 9.42 | 4.05 | 1.57 | 0.54 | 6.27 | 3.07 |
| Colored farmers, total..... | 4,085 | 1,845 | 2,598 | 1,170 | 831 | 350 | 123 | 45 | 504 | 280 | 74.39 | 37.81 | 47.53 | 23.99 | 15.20 | 7.17 | 2.43 | 0.92 | 9.22 | 5.73 |
| Owners..... | 2,923 | 1,611 | 1,715 | 1,005 | 658 | 318 | 106 | 39 | 443 | 249 | 61.83 | 34.63 | 36.28 | 21.00 | 13.03 | 6.84 | 2.24 | 0.84 | 9.38 | 5.55 |
| Managers..... | 29,724 | 6,195 | 22,813 | 3,071 | 5,150 | 1,428 | 678 | 107 | 1,083 | 989 | 156.44 | 66.20 | 120.07 | 39.24 | 27.11 | 15.20 | 3.67 | 1.14 | 5.70 | 10.56 |
| Tenants..... | 6,809 | 2,544 | 4,683 | 1,693 | 1,208 | 422 | 204 | 63 | 717 | 365 | 90.82 | 45.88 | 62.46 | 30.54 | 16.09 | 7.61 | 2.71 | 1.14 | 9.50 | 6.99 |
| North Carolina. | | | | | | | | | | | | | | | | | | | | |
| White farmers, total..... | 5,108 | 2,426 | 3,441 | 1,530 | 936 | 529 | 239 | 86 | 492 | 280 | 59.59 | 23.70 | 40.14 | 14.95 | 10.93 | 5.17 | 2.79 | 0.84 | 5.74 | 2.74 |
| Owners..... | 5,306 | 2,705 | 3,474 | 1,652 | 1,022 | 629 | 274 | 104 | 535 | 320 | 55.77 | 23.18 | 36.51 | 14.15 | 10.74 | 5.39 | 2.88 | 0.80 | 5.63 | 2.74 |
| Managers..... | 30,282 | 14,587 | 21,119 | 10,888 | 5,919 | 2,189 | 1,082 | 456 | 2,162 | 1,054 | 67.44 | | | | | | | | | |

COLOR AND TENURE OF FARMER.

TABLE 21.—AVERAGE VALUE OF ALL FARM PROPERTY AND OF THE SEVERAL CLASSES, PER FARM AND PER ACRE, BY COLOR AND TENURE, BY DIVISIONS AND STATES: 1920 AND 1910—Continued.

[All averages based on Tables 12, 14, 15, 17, and 18. Averages for land and buildings together in Tables 19 and 20.]

| DIVISION OR STATE AND COLOR AND TENURE. | AVERAGE VALUE PER FARM. | | | | | | | | | | AVERAGE VALUE PER ACRE. | | | | | | | | | |
|---|-------------------------|---------|---------|---------|------------|-------|---------------------------|-------|-------------|-------|-------------------------|---------|---------|---------|------------|--------|---------------------------|--------|-------------|--------|
| | All farm property. | | Land. | | Buildings. | | Implements and machinery. | | Live stock. | | All farm property. | | Land. | | Buildings. | | Implements and machinery. | | Live stock. | |
| | 1920 | 1910 | 1920 | 1910 | 1920 | 1910 | 1920 | 1910 | 1920 | 1910 | 1920 | 1910 | 1920 | 1910 | 1920 | 1910 | 1920 | 1910 | 1920 | 1910 |
| SOUTH ATLANTIC—Con. | | | | | | | | | | | | | | | | | | | | |
| South Carolina. | | | | | | | | | | | | | | | | | | | | |
| White farmers, total..... | \$7,305 | \$3,438 | \$4,865 | \$2,320 | \$1,386 | \$617 | \$409 | \$135 | \$645 | \$368 | \$75.97 | \$28.60 | \$50.59 | \$19.30 | \$14.41 | \$5.14 | \$4.26 | \$1.12 | \$6.71 | \$3.05 |
| Owners..... | 9,075 | 4,304 | 5,860 | 2,872 | 1,852 | 848 | 568 | 186 | 794 | 459 | 73.25 | 27.00 | 47.30 | 18.10 | 14.95 | 5.36 | 4.59 | 1.17 | 6.41 | 2.90 |
| Managers..... | 36,270 | 16,026 | 25,603 | 11,755 | 5,985 | 2,323 | 1,613 | 629 | 3,009 | 1,819 | 51.96 | 23.23 | 36.68 | 17.04 | 8.57 | 3.37 | 2.31 | 0.91 | 4.40 | 1.91 |
| Tenants..... | 4,799 | 2,008 | 3,390 | 1,426 | 770 | 291 | 205 | 60 | 435 | 229 | 87.69 | 33.18 | 61.95 | 23.58 | 14.06 | 4.81 | 3.74 | 1.00 | 7.94 | 3.79 |
| Colored farmers, total..... | 3,135 | 1,223 | 2,202 | 868 | 462 | 154 | 127 | 35 | 344 | 165 | 78.02 | 30.04 | 54.81 | 21.33 | 11.50 | 3.79 | 3.15 | 0.85 | 8.56 | 4.06 |
| Owners..... | 3,243 | 1,342 | 2,043 | 861 | 587 | 173 | 54 | 442 | 203 | 64.39 | 24.90 | 40.55 | 15.98 | 11.05 | 4.10 | 3.42 | 1.00 | 8.77 | 3.76 | |
| Managers..... | 13,791 | 8,185 | 9,432 | 6,773 | 2,649 | 714 | 501 | 219 | 1,209 | 479 | 68.03 | 25.26 | 46.53 | 20.90 | 13.07 | 2.20 | 2.47 | 0.67 | 5.96 | 1.48 |
| Tenants..... | 3,084 | 1,179 | 2,220 | 860 | 424 | 135 | 114 | 29 | 316 | 155 | 83.03 | 32.12 | 60.02 | 23.43 | 11.42 | 3.68 | 3.06 | 0.80 | 8.52 | 4.21 |
| Georgia. | | | | | | | | | | | | | | | | | | | | |
| White farmers, total..... | 5,406 | 2,509 | 3,497 | 1,570 | 1,020 | 509 | 279 | 97 | 609 | 332 | 53.13 | 21.28 | 34.37 | 13.32 | 10.02 | 4.32 | 2.75 | 0.83 | 5.99 | 2.82 |
| Owners..... | 6,503 | 3,204 | 4,016 | 1,930 | 1,340 | 706 | 394 | 138 | 753 | 425 | 48.81 | 19.08 | 30.14 | 11.89 | 10.09 | 4.34 | 2.95 | 0.85 | 5.66 | 2.61 |
| Managers..... | 36,405 | 14,896 | 26,018 | 10,212 | 5,802 | 2,825 | 1,499 | 601 | 3,086 | 1,258 | 58.77 | 25.69 | 42.00 | 17.61 | 9.37 | 4.87 | 2.42 | 1.04 | 4.98 | 2.17 |
| Tenants..... | 3,908 | 1,634 | 2,607 | 1,077 | 649 | 280 | 155 | 50 | 437 | 227 | 60.55 | 24.54 | 41.32 | 16.18 | 10.06 | 4.21 | 2.40 | 0.75 | 6.77 | 3.40 |
| Colored farmers, total..... | 2,924 | 1,288 | 2,044 | 864 | 436 | 188 | 99 | 37 | 346 | 199 | 53.83 | 22.26 | 37.62 | 14.93 | 8.02 | 3.25 | 1.82 | 0.84 | 6.37 | 3.45 |
| Owners..... | 3,482 | 1,636 | 2,192 | 1,017 | 643 | 292 | 171 | 55 | 475 | 262 | 41.94 | 19.03 | 26.41 | 11.83 | 7.74 | 3.40 | 2.03 | 0.76 | 5.72 | 3.05 |
| Managers..... | 10,014 | 7,243 | 6,185 | 4,854 | 2,302 | 1,309 | 366 | 213 | 1,160 | 807 | 71.38 | 32.34 | 44.09 | 21.67 | 16.41 | 5.85 | 2.61 | 0.95 | 8.27 | 3.87 |
| Tenants..... | 2,833 | 1,230 | 2,015 | 837 | 403 | 171 | 88 | 33 | 327 | 189 | 56.52 | 22.98 | 40.20 | 15.63 | 8.04 | 3.20 | 1.76 | 0.61 | 5.51 | 3.54 |
| Florida. | | | | | | | | | | | | | | | | | | | | |
| White farmers, total..... | 7,499 | 3,620 | 5,234 | 2,392 | 1,194 | 617 | 309 | 109 | 763 | 501 | 56.92 | 28.49 | 39.73 | 18.83 | 9.06 | 4.86 | 2.34 | 0.86 | 5.79 | 3.95 |
| Owners..... | 7,011 | 3,008 | 4,655 | 2,321 | 1,237 | 624 | 319 | 113 | 800 | 520 | 60.89 | 26.49 | 40.43 | 17.04 | 10.74 | 4.58 | 2.77 | 0.88 | 6.05 | 4.04 |
| Managers..... | 33,506 | 14,180 | 28,269 | 11,048 | 5,090 | 2,304 | 846 | 304 | 1,801 | 654 | 48.59 | 61.48 | 40.99 | 47.90 | 4.48 | 9.99 | 1.23 | 1.32 | 1.89 | 2.27 |
| Tenants..... | 3,415 | 1,617 | 2,276 | 1,038 | 544 | 259 | 133 | 50 | 462 | 276 | 47.61 | 25.22 | 31.73 | 16.19 | 7.58 | 4.04 | 1.86 | 0.78 | 6.44 | 4.21 |
| Colored farmers, total..... | 1,733 | 1,047 | 1,046 | 632 | 309 | 178 | 68 | 41 | 309 | 190 | 35.19 | 20.05 | 21.25 | 12.10 | 6.28 | 3.41 | 1.39 | 0.78 | 6.27 | 3.76 |
| Owners..... | 1,841 | 1,203 | 1,062 | 698 | 367 | 232 | 77 | 49 | 330 | 224 | 32.62 | 19.15 | 18.81 | 11.12 | 6.50 | 3.69 | 1.30 | 0.78 | 5.95 | 3.57 |
| Managers..... | 11,188 | 7,806 | 7,831 | 6,328 | 2,174 | 987 | 502 | 153 | 681 | 338 | 105.78 | 79.05 | 74.04 | 64.08 | 20.50 | 10.00 | 4.75 | 1.54 | 0.44 | 3.42 |
| Tenants..... | 1,481 | 708 | 927 | 487 | 225 | 113 | 53 | 31 | 277 | 167 | 35.78 | 19.46 | 22.38 | 11.80 | 5.43 | 2.75 | 1.29 | 0.76 | 6.68 | 4.07 |
| EAST SOUTH CENTRAL. | | | | | | | | | | | | | | | | | | | | |
| Kentucky. | | | | | | | | | | | | | | | | | | | | |
| White farmers, total..... | 5,703 | 3,053 | 3,958 | 1,908 | 961 | 599 | 184 | 83 | 600 | 463 | 69.45 | 34.74 | 48.20 | 21.71 | 11.70 | 6.81 | 2.24 | 0.94 | 7.31 | 5.27 |
| Owners..... | 6,203 | 3,422 | 4,226 | 2,076 | 1,087 | 708 | 211 | 97 | 679 | 541 | 65.21 | 32.70 | 44.43 | 19.84 | 11.43 | 6.76 | 2.21 | 0.93 | 7.14 | 5.17 |
| Managers..... | 33,080 | 20,534 | 23,750 | 13,091 | 5,289 | 4,170 | 769 | 601 | 3,272 | 2,662 | 116.83 | 62.94 | 83.07 | 40.12 | 15.63 | 12.81 | 2.71 | 1.34 | 11.53 | 8.16 |
| Tenants..... | 4,348 | 2,111 | 3,173 | 1,442 | 648 | 340 | 121 | 47 | 407 | 282 | 82.66 | 40.97 | 60.32 | 27.99 | 12.32 | 6.90 | 2.20 | 0.91 | 7.73 | 5.48 |
| Colored farmers, total..... | 3,208 | 1,558 | 2,344 | 1,043 | 513 | 236 | 77 | 36 | 274 | 240 | 94.99 | 41.45 | 69.32 | 27.77 | 15.17 | 6.34 | 2.29 | 0.95 | 8.12 | 6.39 |
| Owners..... | 3,545 | 1,503 | 2,438 | 1,033 | 644 | 273 | 100 | 45 | 363 | 251 | 78.52 | 34.89 | 54.01 | 21.67 | 14.26 | 6.35 | 2.21 | 1.03 | 8.05 | 5.84 |
| Managers..... | 22,079 | 15,804 | 15,045 | 7,192 | 4,514 | 2,245 | 700 | 193 | 1,820 | 915 | 164.10 | 174.20 | 111.82 | 66.62 | 33.55 | 20.80 | 5.20 | 1.79 | 13.53 | 84.99 |
| Tenants..... | 2,872 | 1,405 | 2,214 | 1,114 | 308 | 188 | 58 | 26 | 202 | 167 | 114.69 | 47.55 | 88.42 | 35.44 | 15.89 | 5.97 | 2.32 | 0.82 | 8.06 | 5.31 |
| Tennessee. | | | | | | | | | | | | | | | | | | | | |
| White farmers, total..... | 5,324 | 2,899 | 3,416 | 1,619 | 929 | 492 | 229 | 94 | 740 | 483 | 63.52 | 30.29 | 40.75 | 18.23 | 11.21 | 5.54 | 2.74 | 1.06 | 8.83 | 5.46 |
| Owners..... | 5,886 | 3,075 | 3,682 | 1,796 | 1,038 | 604 | 271 | 112 | 835 | 565 | 61.44 | 29.13 | 38.43 | 17.01 | 11.46 | 5.72 | 2.83 | 1.07 | 8.72 | 5.33 |
| Managers..... | 26,759 | 15,068 | 17,093 | 10,738 | 5,041 | 2,408 | 792 | 353 | 2,833 | 1,569 | 91.78 | 36.81 | 60.90 | 26.23 | 17.96 | 6.88 | 2.82 | 0.86 | 10.09 | 3.83 |
| Tenants..... | 4,093 | 1,897 | 2,792 | 1,201 | 609 | 268 | 147 | 57 | 545 | 331 | 68.27 | 33.81 | 46.58 | 21.86 | 10.15 | 4.88 | 2.45 | 1.04 | 9.09 | 6.03 |
| Colored farmers, total..... | 2,866 | 1,412 | 1,959 | 920 | 409 | 181 | 111 | 48 | 387 | 263 | 71.81 | 33.68 | 49.09 | 21.94 | 10.25 | 4.33 | 2.78 | 1.13 | 6.69 | 6.27 |
| Owners..... | 3,272 | 1,634 | 2,000 | 891 | 580 | 248 | 157 | 65 | 546 | 330 | 60.15 | 27.78 | 36.93 | 16.14 | 10.29 | 4.48 | 2.89 | 1.18 | 10.04 | 5.98 |
| Managers..... | 18,281 | 17,743 | 13,013 | 13,469 | 2,114 | 2,305 | 539 | 243 | 2,610 | 1,725 | 104.51 | 51.17 | 74.39 | 38.85 | 12.08 | 6.65 | 3.08 | 0.70 | 14.95 | 4.98 |
| Tenants..... | 2,066 | 1,334 | 1,921 | 908 | 353 | 152 | 94 | 40 | 327 | 234 | 77.88 | 36.85 | 55.50 | 25.08 | 10.21 | 4.19 | 2.72 | 1.11 | 9.45 | 6.47 |
| Alabama. | | | | | | | | | | | | | | | | | | | | |
| White farmers, total..... | 3,366 | 1,789 | 2,011 | 1,034 | 641 | 378 | 175 | 85 | 529 | 298 | 35.46 | 17.44 | 21.25 | 10.08 | 6.78 | 3.63 | 1.85 | 0.83 | 5.58 | 2.91 |
| Owners..... | 3,066 | 2,193 | 2,305 | 1,231 | 804 | 491 | 229 | 113 | 628 | 357 | 33.06 | 16.12 | 19.21 | 9.05 | 6.70 | 3.61 | 1.91 | 0.83 | 5.24 | 2.63 |
| Managers..... | 26,943 | 12,989 | 19,387 | 8,947 | 3,475 | 2,081 | 1,017 | 548 | 3,064 | 1,413 | 39.11 | 22.09 | 28.14 | 15.22 | 5.04 | 3.54 | 1.48 | 0.93 | 4.45 | 2.40 |
| Tenants..... | 2,371 | 1,147 | 1,484 | 698 | 408 | 107 | 99 | 43 | 379 | 209 | 41.61 | 21.45 | 25.98 | 13.04 | 7.15 | 3.69 | 1.74 | 0.81 | 6.64 | 3.91 |
| Colored farmers, total..... | 1,585 | 882 | 968 | 537 | 269 | 132 | 65 | 30 | 292 | 182 | 34.70 | 19.12 | 21.20 | 11.65 | 5.68 | 2.87 | 1.43 | 0.65 | 6.39 | 3.95 |
| Owners..... | 2,189 | 1,318 | 1,281 | 779 | 406 | 233 | 102 | 56 | 400 | 251 | 28.25 | 15.34 | 16.54 | 9.07 | 5.24 | 2.71 | 1.32 | 0.64 | 5.16 | 2.92 |
| Managers..... | 9,924 | 9,886 | 6,656 | 4,895 | 1,643 | 3,080 | 316 | 303 | 1,309 | 1,607 | 39.21 | 29.41 | 26.30 | 14.56 | 6.29 | 9.16 | 1.25 | 0.90 | 5.17 | 4.78 |
| Tenants..... | 1,438 | 797 | 890 | 490 | 225 | 112 | 57 | 26 | 266 | 169 | 37.53 | 20.61 | 23.23 | 12.69 | 5.87 | 2.90 | 1.48 | 0.66 | 6.95 | 4.37 |
| Mississippi. | | | | | | | | | | | | | | | | | | | | |
| White farmers, total..... | 4,487 | 2,178 | 2,689 | 1,219 | 804 | 475 | 239 | 103 | 755 | 381 | 40.18 | 19.73 | 24.08 | 11.04 | 7.20 | 4.30 | 2.14 | 0.93 | 6.76 | 3.46 |
| Owners..... | 5,109 | 2,640 | 2,924 | 1,424 | 902 | 525 | 266 | 132 | 898 | 459 | 36.61 | 18.65 | 20.95 | 10.06 | 7.11 | 4.41 | 2.12 | 0.94 | 6.43 | 3.24 |
| Managers..... | 48,079 | 19,493 | 35,232 | 13,929 | 5,320 | 2,520 | 2,205 | 959 | 5,322 | 2,084 | 70.57 | 25.50 | 51.72 | 18.22 | 7.81 | 3.30 | 3.24 | 1.25 | 7.81 | 2.73 |
| Tenants..... | 2,640 | 1,139 | 1,689 | 671 | 414 | 199 | 110 | 41 | 436 | 228 | 47.68 | 23.15 | 30.39 | 13.65 | 7.45 | 4.04 | 1. | | | |

TABLE 21.—AVERAGE VALUE OF ALL FARM PROPERTY AND OF THE SEVERAL CLASSES, PER FARM AND PER ACRE, BY COLOR AND TENURE, BY DIVISIONS AND STATES: 1920 AND 1910—Continued.

[All averages based on Tables 12, 14, 15, 17, and 18. Averages for land and buildings together in Tables 19 and 20.]

| DIVISION OR STATE AND COLOR AND TENURE. | AVERAGE VALUE PER FARM. | | | | | | | | | | AVERAGE VALUE PER ACRE. | | | | | | | | | |
|---|-------------------------|---------|---------|---------|------------|-------|---------------------------|-------|-------------|--------|-------------------------|---------|---------|---------|------------|--------|---------------------------|--------|-------------|--------|
| | All farm property. | | Land. | | Buildings. | | Implements and machinery. | | Live stock. | | All farm property. | | Land. | | Buildings. | | Implements and machinery. | | Live stock. | |
| | 1920 | 1910 | 1920 | 1910 | 1920 | 1910 | 1920 | 1910 | 1920 | 1910 | 1920 | 1910 | 1920 | 1910 | 1920 | 1910 | 1920 | 1910 | 1920 | 1910 |
| WEST SOUTH CENTRAL. | | | | | | | | | | | | | | | | | | | | |
| Arkansas. | | | | | | | | | | | | | | | | | | | | |
| White farmers, total | \$4,442 | \$2,071 | \$2,827 | \$1,245 | \$732 | \$345 | \$232 | \$83 | \$651 | \$389 | \$48.01 | \$21.20 | \$30.56 | \$12.74 | \$7.92 | \$3.53 | \$2.50 | \$0.95 | \$7.03 | \$3.98 |
| Owners | 4,729 | 2,315 | 2,861 | 1,227 | 858 | 425 | 266 | 112 | 743 | 451 | 42.72 | 19.04 | 25.85 | 10.92 | 7.75 | 3.50 | 2.41 | 0.92 | 6.72 | 3.71 |
| Managers | 48,319 | 10,473 | 33,391 | 12,658 | 4,269 | 1,570 | 2,057 | 771 | 3,002 | 1,474 | 82.07 | 36.67 | 63.26 | 28.18 | 8.09 | 3.50 | 3.90 | 1.72 | 6.82 | 3.23 |
| Tenants | 3,595 | 1,510 | 2,460 | 975 | 500 | 203 | 159 | 55 | 476 | 277 | 60.21 | 27.08 | 41.21 | 17.48 | 8.38 | 3.64 | 2.66 | 0.98 | 7.97 | 4.97 |
| Colored farmers, total | 2,937 | 1,371 | 2,138 | 911 | 386 | 174 | 87 | 44 | 326 | 241 | 80.89 | 32.85 | 58.88 | 21.84 | 10.64 | 4.17 | 2.40 | 1.05 | 8.97 | 5.79 |
| Owners | 3,962 | 1,861 | 2,419 | 1,140 | 547 | 271 | 155 | 78 | 545 | 382 | 54.05 | 22.54 | 35.67 | 13.88 | 8.09 | 3.30 | 2.28 | 0.94 | 8.04 | 4.41 |
| Managers | 14,243 | 6,230 | 11,387 | 4,520 | 1,114 | 674 | 540 | 336 | 1,202 | 700 | 102.42 | 47.03 | 81.88 | 34.12 | 8.01 | 5.09 | 3.88 | 2.54 | 8.64 | 5.28 |
| Tenants | 2,721 | 1,222 | 2,046 | 839 | 342 | 144 | 68 | 33 | 265 | 205 | 98.53 | 41.39 | 74.10 | 28.43 | 12.37 | 4.89 | 2.47 | 1.13 | 9.59 | 6.04 |
| Louisiana. | | | | | | | | | | | | | | | | | | | | |
| White farmers, total | 6,238 | 3,726 | 4,029 | 2,309 | 962 | 625 | 382 | 263 | 866 | 530 | 58.43 | 29.43 | 37.74 | 18.23 | 9.01 | 4.93 | 3.57 | 2.08 | 8.11 | 4.18 |
| Owners | 6,472 | 3,665 | 4,031 | 2,199 | 1,078 | 672 | 404 | 231 | 960 | 563 | 54.37 | 26.12 | 33.86 | 15.07 | 9.05 | 4.79 | 3.39 | 1.64 | 8.06 | 4.01 |
| Managers | 71,110 | 43,517 | 49,793 | 27,135 | 8,709 | 6,425 | 6,345 | 6,014 | 6,962 | 3,943 | 59.09 | 39.35 | 41.38 | 24.54 | 7.24 | 5.81 | 5.27 | 5.44 | 5.20 | 3.67 |
| Tenants | 4,020 | 2,299 | 2,751 | 1,551 | 542 | 312 | 176 | 102 | 550 | 335 | 73.50 | 30.52 | 50.30 | 24.04 | 9.92 | 4.95 | 3.22 | 1.62 | 10.06 | 5.32 |
| Colored farmers, total | 2,122 | 1,030 | 1,415 | 660 | 320 | 159 | 76 | 31 | 315 | 186 | 60.44 | 26.61 | 40.25 | 17.04 | 9.09 | 4.11 | 2.18 | 0.77 | 8.95 | 4.66 |
| Owners | 3,696 | 1,838 | 1,860 | 933 | 468 | 259 | 126 | 60 | 498 | 286 | 43.23 | 19.76 | 27.18 | 11.98 | 6.88 | 3.30 | 1.85 | 0.79 | 7.32 | 3.63 |
| Managers | 10,778 | 8,954 | 8,158 | 6,702 | 1,117 | 1,143 | 804 | 269 | 1,189 | 840 | 68.55 | 32.87 | 51.89 | 24.60 | 7.11 | 4.20 | 2.32 | 0.99 | 7.24 | 3.08 |
| Tenants | 1,934 | 893 | 1,310 | 683 | 236 | 133 | 65 | 23 | 274 | 154 | 69.42 | 31.01 | 47.00 | 20.25 | 10.27 | 4.62 | 2.32 | 0.81 | 9.82 | 5.34 |
| Oklahoma. | | | | | | | | | | | | | | | | | | | | |
| White farmers, total | 9,042 | 5,069 | 6,378 | 3,587 | 1,045 | 492 | 443 | 150 | 1,177 | 840 | 51.81 | 32.33 | 36.55 | 22.88 | 5.99 | 3.14 | 2.54 | 0.96 | 6.74 | 5.38 |
| Owners | 10,395 | 6,439 | 7,032 | 4,490 | 1,311 | 702 | 575 | 203 | 1,427 | 1,044 | 49.90 | 33.21 | 34.00 | 23.16 | 6.29 | 3.62 | 2.76 | 1.05 | 6.85 | 5.38 |
| Managers | 37,597 | 19,117 | 26,886 | 11,985 | 3,434 | 1,817 | 1,001 | 392 | 6,275 | 5,003 | 35.45 | 28.36 | 25.35 | 17.71 | 8.24 | 2.68 | 0.94 | 0.58 | 5.92 | 7.39 |
| Tenants | 7,492 | 3,901 | 5,517 | 2,823 | 770 | 318 | 107 | 892 | 653 | 55.85 | 31.39 | 41.13 | 22.72 | 5.74 | 2.56 | 2.33 | 0.86 | 0.65 | 5.25 | |
| Colored farmers, total | 5,005 | 2,847 | 3,545 | 1,932 | 609 | 302 | 209 | 79 | 642 | 484 | 54.70 | 25.85 | 38.74 | 18.00 | 6.66 | 2.75 | 2.29 | 0.72 | 7.01 | 4.39 |
| Owners | 5,843 | 3,640 | 3,957 | 2,468 | 819 | 431 | 280 | 104 | 787 | 637 | 53.85 | 25.37 | 35.46 | 17.21 | 7.65 | 3.00 | 2.58 | 0.73 | 7.20 | 4.44 |
| Managers | 12,465 | 6,799 | 8,822 | 4,360 | 1,317 | 694 | 510 | 117 | 1,808 | 1,328 | 42.93 | 29.16 | 30.40 | 18.70 | 4.54 | 2.98 | 1.76 | 0.50 | 6.23 | 6.08 |
| Tenants | 4,067 | 1,905 | 3,069 | 1,404 | 385 | 151 | 133 | 50 | 480 | 300 | 56.46 | 26.96 | 42.61 | 10.37 | 5.34 | 2.13 | 1.85 | 0.71 | 6.06 | 4.25 |
| Texas. | | | | | | | | | | | | | | | | | | | | |
| White farmers, total | 11,711 | 6,053 | 8,539 | 4,489 | 1,185 | 567 | 408 | 154 | 1,578 | 864 | 38.19 | 19.47 | 27.84 | 14.37 | 3.86 | 1.82 | 1.33 | 0.49 | 5.15 | 2.78 |
| Owners | 13,033 | 7,018 | 9,068 | 4,985 | 1,505 | 759 | 515 | 191 | 1,940 | 1,081 | 34.92 | 18.20 | 24.33 | 12.93 | 4.02 | 1.97 | 1.38 | 0.49 | 5.19 | 2.80 |
| Managers | 110,007 | 81,739 | 81,436 | 66,090 | 4,161 | 2,163 | 1,654 | 701 | 22,806 | 12,180 | 18.37 | 10.30 | 14.60 | 8.41 | 0.92 | 0.27 | 0.20 | 0.09 | 3.82 | 1.54 |
| Tenants | 6,040 | 4,072 | 7,000 | 3,121 | 824 | 349 | 286 | 109 | 930 | 493 | 55.48 | 30.32 | 42.96 | 23.24 | 6.06 | 2.00 | 1.75 | 0.81 | 5.71 | 3.07 |
| Colored farmers, total | 3,348 | 1,816 | 2,469 | 1,128 | 402 | 184 | 106 | 47 | 370 | 259 | 59.15 | 26.38 | 43.62 | 18.38 | 7.10 | 3.00 | 1.90 | 0.76 | 6.53 | 4.23 |
| Owners | 3,675 | 1,873 | 2,346 | 1,188 | 550 | 267 | 159 | 71 | 520 | 362 | 45.02 | 21.30 | 30.60 | 13.51 | 7.17 | 2.93 | 2.07 | 0.81 | 6.78 | 4.11 |
| Managers | 25,204 | 15,614 | 19,106 | 12,468 | 1,903 | 900 | 412 | 343 | 3,693 | 1,682 | 49.40 | 13.27 | 30.77 | 10.99 | 3.05 | 0.65 | 0.66 | 0.29 | 5.92 | 1.44 |
| Tenants | 3,168 | 1,476 | 2,481 | 1,080 | 335 | 150 | 85 | 30 | 297 | 212 | 63.67 | 30.95 | 53.19 | 22.61 | 7.18 | 3.14 | 1.82 | 0.75 | 6.38 | 4.44 |
| MOUNTAIN. | | | | | | | | | | | | | | | | | | | | |
| Montana. | | | | | | | | | | | | | | | | | | | | |
| White farmers, total | 17,193 | 13,651 | 12,074 | 8,908 | 1,482 | 984 | 962 | 415 | 2,675 | 3,343 | 28.28 | 25.77 | 19.88 | 16.82 | 2.44 | 1.86 | 1.58 | 0.78 | 4.40 | 6.31 |
| Owners | 15,985 | 12,162 | 11,137 | 7,770 | 1,412 | 905 | 936 | 397 | 2,500 | 3,091 | 27.79 | 26.07 | 19.36 | 16.63 | 2.46 | 1.94 | 1.63 | 0.85 | 4.35 | 6.63 |
| Managers | 73,304 | 70,760 | 51,400 | 48,685 | 5,113 | 3,679 | 2,342 | 1,221 | 14,450 | 17,305 | 22.82 | 24.91 | 16.00 | 17.10 | 1.69 | 1.29 | 0.73 | 0.43 | 4.50 | 6.09 |
| Tenants | 18,689 | 16,531 | 13,816 | 11,215 | 1,514 | 1,014 | 966 | 419 | 2,304 | 2,783 | 37.41 | 24.45 | 27.05 | 17.66 | 3.03 | 1.83 | 1.93 | 0.66 | 4.79 | 4.30 |
| Colored farmers, total | 11,679 | 5,278 | 7,877 | 3,273 | 898 | 190 | 530 | 125 | 2,570 | 1,690 | 19.37 | 21.59 | 12.85 | 13.39 | 4.07 | 0.78 | 0.86 | 0.51 | 4.19 | 6.91 |
| Owners | 11,629 | 5,196 | 7,890 | 3,215 | 761 | 177 | 523 | 114 | 2,455 | 1,690 | 18.89 | 21.15 | 12.82 | 13.08 | 1.24 | 0.72 | 0.85 | 0.40 | 3.99 | 6.88 |
| Managers | 24,403 | 34,137 | 10,673 | 15,117 | 11,540 | 3,693 | 486 | 4,000 | 1,765 | 11,337 | 53.11 | 30.60 | 23.23 | 18.58 | 25.11 | 3.21 | 1.06 | 3.59 | 3.17 | 10.18 |
| Tenants | 13,662 | 5,602 | 7,284 | 4,523 | 1,316 | 351 | 639 | 182 | 4,363 | 547 | 22.71 | 64.08 | 12.16 | 51.74 | 2.20 | 4.01 | 1.07 | 2.08 | 7.28 | 6.25 |
| Idaho. | | | | | | | | | | | | | | | | | | | | |
| White farmers, total | 17,079 | 9,952 | 12,192 | 7,187 | 1,666 | 820 | 918 | 341 | 2,303 | 1,624 | 85.31 | 57.91 | 60.80 | 41.70 | 8.32 | 4.77 | 4.58 | 1.98 | 11.50 | 9.45 |
| Owners | 16,851 | 9,183 | 11,028 | 6,470 | 1,653 | 798 | 918 | 333 | 2,252 | 1,583 | 80.36 | 56.09 | 55.01 | 39.52 | 8.38 | 4.88 | 4.65 | 2.03 | 11.42 | 9.67 |
| Managers | 48,801 | 38,272 | 34,587 | 27,965 | 3,832 | 2,319 | 1,608 | 845 | 8,774 | 7,143 | 95.90 | 63.73 | 67.97 | 46.57 | 7.53 | 3.86 | 3.16 | 1.41 | 17.24 | 11.90 |
| Tenants | 19,831 | 12,471 | 15,693 | 10,159 | 1,482 | 794 | 836 | 338 | 1,820 | 1,180 | 110.22 | 69.20 | 87.22 | 56.42 | 8.24 | 4.41 | 4.65 | 1.87 | 10.11 | 6.55 |
| Colored farmers, total | 11,213 | 6,823 | 9,224 | 5,078 | 701 | 419 | 494 | 296 | 795 | 1,030 | 118.95 | 47.09 | 97.85 | 35.04 | 7.43 | 2.89 | 5.24 | 2.04 | 8.44 | 7.11 |
| Owners | 9,109 | 6,778 | 7,220 | 4,929 | 599 | 424 | 458 | 285 | 831 | 1,139 | 91.23 | 42.60 | 72.32 | 31.03 | 6.00 | 2.67 | 4.59 | 1.80 | 8.33 | 7.17 |
| Managers | 16,481 | 7,074 | 14,239 | 5,900 | 954 | 302 | 583 | 352 | 704 | 431 | 205.25 | 104.63 | 177.33 | 87.18 | 11.88 | 5.79 | 7.26 | 5.20 | 8.77 | 6.36 |
| Wyoming. | | | | | | | | | | | | | | | | | | | | |
| White farmers, total | 21,374 | 15,280 | 13,478 | 8,123 | 1,522 | 823 | 751 | 335 | 5,622 | 5,999 | 28.25 | 19.56 | 17.82 | 10.40 | 2.01 | 1.05 | 0.99 | 0.43 | 7.43 | 7.68 |
| Owners | 18,963 | 12,630 | 11,664 | 6,592 | 1,406 | 722 | 715 | 302 | 5,178 | 5,014 | 26.96 | 23.87 | 16.58 | 12.46 | 2.00 | 1.37 | 1.02 | 0.57 | 7.36 | 9.48 |
| Managers | 112,150 | 100,270 | 74,979 | 61,542 | 5,901 | 3,855 | 2,129 | 1,439 | 29,141 | 43,422 | 28.84 | 10.86 | 19.28 | 5.58 | 1.52 | 0.42 | 0.55 | 0.18 | 7.49 | 4.70 |
| Tenants | 20,223 | 14,615 | 13,950 | 9,702 | 1,463 | 867 | 728 | 312 | 4,082 | 3,734 | 39.70 | 24.78 | 27.38 | 16.45 | 2.87 | 1.47 | 1.48 | 0.53 | 8.01 | 6.33 |
| Colored farmers, total | 8,450 | 4,603 | 5,718 | 2,981 | 548 | 219 | 448 | 137 | 1,735 | 1,265 | 62.44 | 27.68 | 42. | | | | | | | |

COLOR AND TENURE OF FARMER.

TABLE 21.—AVERAGE VALUE OF ALL FARM PROPERTY AND OF THE SEVERAL CLASSES, PER FARM AND PER ACRE, BY COLOR AND TENURE, BY DIVISIONS AND STATES: 1920 AND 1910—Continued.

[All averages based on Tables 12, 14, 15, 17, and 18. Averages for land and buildings together in Tables 19 and 20.]

| DIVISION OR STATE AND COLOR AND TENURE. | AVERAGE VALUE PER FARM. | | | | | | | | | | AVERAGE VALUE PER ACRE. | | | | | | | | | |
|---|-------------------------|---------|----------|---------|------------|-------|---------------------------|-------|------------|--------|-------------------------|---------|---------|---------|------------|--------|---------------------------|--------|------------|--------|
| | All farm property. | | Land. | | Buildings. | | Implements and machinery. | | Livestock. | | All farm property. | | Land. | | Buildings. | | Implements and machinery. | | Livestock. | |
| | 1920 | 1910 | 1920 | 1910 | 1920 | 1910 | 1920 | 1910 | 1920 | 1910 | 1920 | 1910 | 1920 | 1910 | 1920 | 1910 | 1920 | 1910 | 1920 | 1910 |
| MOUNTAIN—CON. | | | | | | | | | | | | | | | | | | | | |
| Colorado—Con. | | | | | | | | | | | | | | | | | | | | |
| Colored farmers, total..... | \$15,624 | \$7,434 | \$12,466 | \$6,837 | \$1,120 | \$176 | \$875 | \$64 | \$1,163 | \$357 | \$98.88 | \$39.56 | \$78.89 | \$36.39 | \$7.09 | \$0.94 | \$5.54 | \$0.34 | \$7.36 | \$1.90 |
| Owners..... | 7,866 | 6,397 | 5,759 | 6,037 | 738 | 105 | 420 | 35 | 950 | 219 | 41.74 | 34.37 | 30.50 | 32.44 | 3.91 | 0.56 | 2.23 | 0.19 | 5.04 | 1.18 |
| Managers..... | 41,873 | 17,431 | 28,200 | 13,400 | 3,500 | 100 | 1,748 | 50 | 8,428 | 3,831 | 103.12 | 6.40 | 70.79 | 4.96 | 8.79 | 0.04 | 4.39 | 0.02 | 21.15 | 1.44 |
| Tenants..... | 21,533 | 11,857 | 17,713 | 10,257 | 1,300 | 485 | 1,235 | 190 | 1,195 | 925 | 168.29 | 68.91 | 138.44 | 59.61 | 10.86 | 2.82 | 9.65 | 1.11 | 9.34 | 5.38 |
| New Mexico. | | | | | | | | | | | | | | | | | | | | |
| White farmers, total..... | 11,449 | 4,634 | 6,951 | 2,866 | 895 | 382 | 338 | 119 | 3,265 | 1,246 | 13.15 | 14.01 | 7.99 | 8.73 | 1.03 | 1.16 | 0.89 | 0.36 | 3.75 | 3.77 |
| Owners..... | 10,162 | 3,680 | 6,042 | 2,176 | 861 | 348 | 323 | 112 | 2,928 | 1,044 | 13.70 | 16.63 | 8.19 | 9.83 | 1.17 | 1.57 | 0.44 | 0.51 | 3.97 | 4.72 |
| Managers..... | 82,642 | 86,302 | 50,765 | 60,243 | 3,862 | 3,639 | 1,371 | 850 | 26,845 | 21,630 | 9.22 | 8.58 | 5.69 | 5.99 | 0.43 | 0.30 | 0.13 | 0.08 | 3.00 | 2.15 |
| Tenants..... | 11,618 | 6,080 | 7,834 | 4,967 | 763 | 410 | 1,377 | 122 | 2,684 | 1,181 | 14.80 | 13.26 | 9.98 | 9.86 | 0.97 | 0.81 | 0.43 | 0.24 | 3.42 | 2.34 |
| Colored farmers, total..... | 2,653 | 1,694 | 1,029 | 949 | 235 | 95 | 162 | 55 | 1,227 | 795 | 77.28 | 22.20 | 22.97 | 11.13 | 6.85 | 1.12 | 4.72 | 0.64 | 35.73 | 8.20 |
| Owners..... | 2,550 | 1,801 | 910 | 873 | 253 | 91 | 151 | 51 | 1,235 | 786 | 70.02 | 21.97 | 24.90 | 10.64 | 6.96 | 1.11 | 4.14 | 0.63 | 33.92 | 9.59 |
| Managers..... | 7,656 | 28,119 | 4,875 | 22,188 | 1,500 | 1,100 | 780 | 447 | 501 | 4,385 | 588.92 | 20.34 | 375.00 | 15.05 | 115.38 | 0.80 | 60.00 | 0.82 | 38.54 | 3.17 |
| Tenants..... | 3,341 | 6,837 | 1,842 | 4,280 | 94 | 343 | 235 | 286 | 1,169 | 927 | 171.03 | 35.57 | 94.30 | 26.08 | 4.83 | 2.09 | 12.05 | 1.75 | 59.85 | 5.05 |
| Arizona. | | | | | | | | | | | | | | | | | | | | |
| White farmers, total..... | 24,553 | 11,573 | 16,438 | 6,667 | 1,667 | 797 | 927 | 279 | 5,521 | 3,829 | 39.89 | 60.85 | 26.71 | 35.06 | 2.71 | 4.19 | 1.51 | 1.47 | 8.97 | 20.13 |
| Owners..... | 19,425 | 9,785 | 12,686 | 5,377 | 1,508 | 785 | 837 | 263 | 4,304 | 3,300 | 37.74 | 63.63 | 24.65 | 34.96 | 2.03 | 5.10 | 1.63 | 1.71 | 8.54 | 21.85 |
| Managers..... | 151,956 | 58,541 | 93,807 | 35,831 | 8,626 | 2,094 | 4,004 | 986 | 45,629 | 19,629 | 32.80 | 33.82 | 20.25 | 20.70 | 1.86 | 1.21 | 0.86 | 0.57 | 9.83 | 11.84 |
| Tenants..... | 24,143 | 13,893 | 18,912 | 9,221 | 1,131 | 634 | 770 | 245 | 3,320 | 3,793 | 70.62 | 107.82 | 55.24 | 71.56 | 3.30 | 4.92 | 2.25 | 1.00 | 9.73 | 29.44 |
| Colored farmers, total..... | 7,024 | 1,688 | 4,975 | 682 | 321 | 42 | 274 | 33 | 1,453 | 931 | 75.10 | 53.61 | 53.19 | 21.67 | 3.44 | 1.32 | 2.93 | 1.05 | 15.54 | 29.57 |
| Owners..... | 5,100 | 1,620 | 3,042 | 615 | 223 | 38 | 222 | 31 | 1,235 | 936 | 52.14 | 52.21 | 31.04 | 19.83 | 2.28 | 1.22 | 2.26 | 1.00 | 18.55 | 30.16 |
| Managers..... | 22,205 | 5,028 | 15,206 | 2,489 | 4,174 | 780 | 1,850 | 50 | 945 | 1,710 | 98.25 | 33.02 | 67.28 | 16.34 | 18.47 | 5.12 | 3.32 | 0.33 | 4.18 | 11.23 |
| Tenants..... | 18,198 | 5,840 | 16,645 | 5,131 | 719 | 132 | 511 | 193 | 423 | 333 | 313.46 | 108.08 | 284.98 | 147.67 | 12.38 | 3.81 | 8.81 | 5.57 | 7.28 | 11.04 |
| Utah. | | | | | | | | | | | | | | | | | | | | |
| White farmers, total..... | 12,165 | 6,977 | 8,233 | 4,599 | 1,288 | 841 | 529 | 207 | 2,115 | 1,331 | 61.44 | 44.24 | 41.58 | 29.16 | 6.50 | 5.33 | 2.67 | 1.31 | 10.68 | 8.44 |
| Owners..... | 11,801 | 6,690 | 7,901 | 4,325 | 1,305 | 839 | 536 | 203 | 2,059 | 1,324 | 65.15 | 45.54 | 43.62 | 29.44 | 7.20 | 5.71 | 2.90 | 1.38 | 11.37 | 9.01 |
| Managers..... | 46,455 | 39,858 | 30,144 | 30,254 | 2,507 | 2,369 | 1,777 | 915 | 12,627 | 6,323 | 23.08 | 24.59 | 14.96 | 18.66 | 1.24 | 1.40 | 0.58 | 0.50 | 6.27 | 7.30 |
| Tenants..... | 11,433 | 6,585 | 8,610 | 4,842 | 1,004 | 682 | 402 | 173 | 1,418 | 898 | 82.64 | 56.92 | 62.16 | 42.17 | 7.25 | 5.94 | 2.90 | 1.51 | 10.24 | 3.90 |
| Colored farmers, total..... | 9,969 | 5,361 | 7,577 | 3,892 | 578 | 262 | 366 | 136 | 1,448 | 1,071 | 60.65 | 64.59 | 61.30 | 46.89 | 4.68 | 3.16 | 2.96 | 1.64 | 11.71 | 12.90 |
| Owners..... | 6,110 | 3,683 | 3,591 | 2,035 | 404 | 231 | 284 | 140 | 1,332 | 1,277 | 92.31 | 47.14 | 54.25 | 26.05 | 6.10 | 2.98 | 4.20 | 1.79 | 20.67 | 16.34 |
| Managers..... | 84,949 | 250,700 | 51,833 | 248,000 | 5,167 | 2,000 | 1,767 | 1,746 | 60,397 | 41,702 | 10.04 | 100.28 | 6.12 | 99.20 | 0.61 | 0.80 | 0.21 | | 3.09 | 0.28 |
| Tenants..... | 14,022 | 7,345 | 12,343 | 6,552 | 741 | 344 | 456 | 126 | 482 | 323 | 242.23 | 122.77 | 213.22 | 109.51 | 12.80 | 5.75 | 7.88 | 2.10 | 8.33 | 5.40 |
| Nevada. | | | | | | | | | | | | | | | | | | | | |
| White farmers, total..... | 33,606 | 23,735 | 19,971 | 13,861 | 2,319 | 1,699 | 1,217 | 614 | 10,089 | 7,561 | 42.18 | 22.17 | 25.07 | 12.95 | 2.91 | 1.59 | 1.53 | 0.57 | 12.68 | 7.06 |
| Owners..... | 26,329 | 16,429 | 15,382 | 9,249 | 2,026 | 1,371 | 1,105 | 540 | 7,817 | 5,270 | 46.57 | 32.41 | 27.20 | 18.25 | 3.58 | 2.70 | 1.95 | 1.07 | 13.83 | 10.40 |
| Managers..... | 153,955 | 120,697 | 94,092 | 71,032 | 6,596 | 6,218 | 2,959 | 1,746 | 50,397 | 41,702 | 32.28 | 14.26 | 19.71 | 8.39 | 1.38 | 0.73 | 0.62 | 0.21 | 10.57 | 4.93 |
| Tenants..... | 20,707 | 15,605 | 16,715 | 10,907 | 2,369 | 1,239 | 1,175 | 445 | 6,448 | 2,914 | 54.34 | 32.00 | 34.01 | 22.61 | 4.82 | 2.56 | 2.39 | 0.92 | 13.12 | 6.01 |
| Colored farmers, total..... | 3,866 | 2,472 | 2,501 | 1,461 | 306 | 237 | 226 | 152 | 733 | 621 | 71.75 | 50.19 | 48.22 | 29.67 | 5.69 | 4.81 | 4.20 | 3.09 | 13.64 | 12.61 |
| Owners..... | 3,447 | 2,434 | 2,173 | 1,393 | 310 | 240 | 227 | 157 | 736 | 645 | 64.62 | 52.53 | 40.74 | 30.06 | 5.81 | 5.17 | 4.26 | 3.39 | 13.80 | 13.91 |
| Managers..... | 5,848 | 3,785 | 4,900 | 3,400 | 100 | 100 | 300 | 75 | 548 | 210 | 73.10 | 23.60 | 61.25 | 21.26 | 1.25 | 0.63 | 3.75 | 0.47 | 6.85 | 1.31 |
| Tenants..... | 12,175 | 3,031 | 11,055 | 2,525 | 240 | 206 | 183 | 70 | 897 | 230 | 204.62 | 36.35 | 185.80 | 27.79 | 4.03 | 2.27 | 3.08 | 0.77 | 11.71 | 2.53 |
| PACIFIC. | | | | | | | | | | | | | | | | | | | | |
| Washington. | | | | | | | | | | | | | | | | | | | | |
| White farmers, total..... | 16,037 | 11,402 | 12,090 | 9,245 | 1,871 | 982 | 831 | 301 | 1,245 | 875 | 79.34 | 54.07 | 59.81 | 43.84 | 9.26 | 4.66 | 4.11 | 1.43 | 6.16 | 4.15 |
| Owners..... | 13,644 | 10,204 | 9,983 | 8,155 | 1,807 | 965 | 756 | 279 | 1,098 | 805 | 77.47 | 52.87 | 56.69 | 42.26 | 10.26 | 5.00 | 4.20 | 1.45 | 6.23 | 4.17 |
| Managers..... | 44,440 | 33,134 | 34,579 | 28,885 | 4,731 | 1,950 | 1,731 | 573 | 3,309 | 1,736 | 95.39 | 50.55 | 74.23 | 51.92 | 10.15 | 3.50 | 3.72 | 1.03 | 7.30 | 3.10 |
| Tenants..... | 23,913 | 16,247 | 19,274 | 13,669 | 1,872 | 964 | 1,078 | 403 | 1,689 | 1,212 | 81.82 | 57.94 | 65.95 | 48.75 | 6.40 | 3.44 | 3.69 | 1.44 | 5.78 | 4.32 |
| Colored farmers, total..... | 11,583 | 8,604 | 9,089 | 7,412 | 857 | 420 | 554 | 143 | 1,084 | 638 | 144.62 | 95.98 | 118.47 | 82.68 | 10.70 | 4.69 | 6.91 | 1.59 | 13.53 | 7.02 |
| Owners..... | 8,644 | 6,230 | 6,314 | 5,003 | 882 | 432 | 553 | 153 | 1,016 | 702 | 64.20 | 52.69 | 46.90 | 42.32 | 6.55 | 3.14 | 3.21 | 1.30 | 7.55 | 5.94 |
| Managers..... | 22,024 | 11,433 | 17,160 | 9,694 | 944 | 1,325 | 572 | 95 | 3,357 | 320 | 165.46 | 241.39 | 128.84 | 204.66 | 7.10 | 27.07 | 4.30 | 2.00 | 25.22 | 6.76 |
| Tenants..... | 13,509 | 12,557 | 10,929 | 11,438 | 838 | 478 | 630 | 126 | 1,104 | 515 | 326.83 | 297.38 | 264.40 | 270.89 | 20.27 | 11.32 | 15.45 | 2.99 | 26.70 | 12.10 |
| Oregon. | | | | | | | | | | | | | | | | | | | | |
| White farmers, total..... | 16,367 | 11,604 | 11,714 | 9,065 | 1,782 | 972 | 832 | 291 | 2,040 | 1,312 | 60.43 | 45.54 | 43.25 | 35.47 | 6.58 | 3.80 | 3.07 | 1.14 | 7.53 | 5.13 |
| Owners..... | 14,788 | 10,432 | 10,296 | 7,946 | 1,749 | 958 | 789 | 279 | 1,954 | 1,249 | 58.34 | 44.09 | 40.97 | 33.58 | 6.96 | 4.05 | 3.14 | 1.18 | 7.78 | 5.25 |
| Managers..... | 48,392 | 39,355 | 35,311 | 32,064 | 4,625 | 2,016 | 1,648 | 602 | 6,898 | 4,673 | 52.52 | 43.24 | 38.33 | 36.23 | 5.02 | 2.22 | 1.79 | 0.66 | 7.39 | 5.14 |
| Tenants..... | 19,979 | 14,866 | 15,464 | 12,407 | 1,045 | 936 | 323 | 1,035 | 1,236 | 66.78 | 53.33 | 53.24 | 44.45 | 5.66 | 3.30 | 3.22 | 1.16 | 6.66 | 4.43 | |
| Colored farmers, total..... | 10,845 | 9,418 | 8,472 | 7,816 | 929 | 426 | 484 | 207 | 959 | 968 | 62.23 | 27.42 | 48.62 | 22.75 | 5.33 | 1.24 | 2.78 | 0.60 | 5.51 | 2.82 |
| Owners..... | 9,102 | 8,672 | 6,660 | 7,031 | 882 | 300 | 339 | 208 | 1,281 | 1,132 | 36.70 | 20.18 | 26.68 | 16.36 | 3.53 | 0.70 | 1.36 | 0.48 | 5.13 | 2.63 |
| Managers..... | 24,585 | 18,218 | 20,441 | 14,675 | 2,469 | 1,888 | 819 | 297 | 1,3 | | | | | | | | | | | |

TABLE 22.—VALUE OF ALL FARM PROPERTY AND OF THE SEVERAL CLASSES, WITH AVERAGE PER FARM, BY COLOR AND TENURE (DETAILED CLASSIFICATION), BY DIVISIONS AND STATES: 1920.

| DIVISION OR STATE AND COLOR AND TENURE. | VALUE OF FARM PROPERTY. | | | | | | AVERAGE VALUE PER FARM. | | | | | | |
|---|-------------------------|-------------------------|-------------------------|-------------------------|---------------------------|------------------------|-------------------------|---------------------|----------------|----------------|---------------------------|----------------|--|
| | All farm property. | Land and buildings. | | | Implements and machinery. | Live stock. | All farm property. | Land and buildings. | | | Implements and machinery. | Live stock. | |
| | | Total. | Land alone. | Buildings. | | | | Total. | Land alone. | Buildings. | | | |
| UNITED STATES. | | | | | | | | | | | | | |
| White farmers, total..... | \$74,955,403,721 | \$63,786,058,855 | \$62,707,641,140 | \$11,078,417,715 | \$3,491,321,159 | \$7,678,023,707 | \$13,632 | \$11,801 | \$9,586 | \$2,015 | \$635 | \$1,398 | |
| Owners..... | 46,810,947,920 | 39,215,462,823 | 31,471,590,402 | 7,743,872,421 | 2,411,134,220 | 5,184,350,877 | 12,679 | 10,622 | 8,525 | 2,098 | 653 | 1,404 | |
| Owning entire farm..... | 36,176,166,655 | 30,175,231,465 | 23,638,989,408 | 6,537,282,057 | 1,927,214,682 | 4,072,670,508 | 11,397 | 9,607 | 7,447 | 2,060 | 607 | 1,283 | |
| Hiring additional land..... | 10,634,781,265 | 9,039,181,358 | 7,832,590,994 | 1,206,590,364 | 483,919,538 | 1,111,680,369 | 20,540 | 17,458 | 15,128 | 2,330 | 935 | 2,147 | |
| Managers..... | 3,091,165,814 | 2,629,284,670 | 2,178,344,770 | 450,939,900 | 102,231,072 | 359,650,066 | 46,678 | 39,703 | 32,894 | 6,809 | 1,544 | 5,431 | |
| Tenants..... | 25,053,289,987 | 21,941,811,356 | 19,057,705,962 | 2,883,605,394 | 977,955,857 | 2,134,022,764 | 14,395 | 12,607 | 10,550 | 1,657 | 502 | 1,226 | |
| Share, incl. croppers..... | 11,921,171,797 | 11,921,171,797 | 10,249,405,206 | 1,671,766,591 | 554,897,105 | 1,206,795,474 | 11,756 | 10,242 | 8,806 | 1,436 | 477 | 1,037 | |
| Share tenants proper..... | 12,833,101,525 | 11,174,452,487 | 9,619,461,752 | 1,554,990,735 | 529,583,519 | 1,129,095,519 | 13,702 | 11,931 | 10,271 | 1,680 | 505 | 1,302 | |
| Croppers ¹ | 849,762,851 | 746,719,810 | 629,943,454 | 116,775,855 | 25,313,588 | 77,729,955 | 3,737 | 3,284 | 2,770 | 514 | 111 | 246 | |
| Share-cash..... | 3,989,055,066 | 3,632,413,956 | 3,314,287,619 | 318,126,337 | 131,453,184 | 225,180,926 | 33,411 | 30,424 | 27,769 | 2,664 | 1,101 | 1,886 | |
| Cash, incl. standing renters..... | 6,728,610,115 | 5,826,072,816 | 5,020,508,499 | 805,564,316 | 296,270,857 | 630,290,443 | 16,783 | 14,552 | 12,523 | 2,009 | 694 | 1,587 | |
| Cash tenants proper..... | 6,591,295,437 | 5,710,319,021 | 4,927,105,515 | 783,213,506 | 259,749,937 | 621,226,449 | 17,632 | 15,275 | 13,180 | 2,095 | 695 | 1,632 | |
| Standing renters ¹ | 137,314,678 | 115,753,794 | 93,402,884 | 22,350,810 | 6,520,920 | 18,063,994 | 5,072 | 4,276 | 3,470 | 820 | 241 | 559 | |
| Unspecified..... | 652,757,430 | 561,652,788 | 473,504,638 | 88,148,150 | 25,324,721 | 65,779,921 | 11,632 | 10,008 | 8,438 | 1,571 | 451 | 1,172 | |
| Colored farmers, total..... | 2,968,696,617 | 2,529,943,747 | 2,121,921,919 | 408,021,828 | 103,451,769 | 335,301,101 | 3,125 | 2,663 | 2,234 | 430 | 109 | 353 | |
| Owners..... | 800,598,024 | 648,760,084 | 513,191,282 | 135,568,852 | 36,658,661 | 115,170,379 | 3,433 | 2,782 | 2,200 | 581 | 157 | 494 | |
| Owning entire farm..... | 661,227,524 | 534,439,299 | 410,745,956 | 114,693,404 | 30,964,138 | 95,824,057 | 3,437 | 2,778 | 2,182 | 598 | 161 | 498 | |
| Hiring additional land..... | 139,370,500 | 114,320,785 | 93,445,327 | 20,875,448 | 5,694,523 | 19,355,292 | 3,414 | 2,801 | 2,289 | 511 | 139 | 474 | |
| Managers..... | 41,107,191 | 35,931,789 | 29,306,244 | 6,625,545 | 1,542,630 | 3,632,772 | 18,467 | 16,142 | 13,165 | 2,976 | 693 | 1,632 | |
| Tenants..... | 2,126,991,402 | 1,845,251,874 | 1,570,424,443 | 265,827,411 | 65,250,578 | 216,488,950 | 2,977 | 2,583 | 2,211 | 372 | 91 | 303 | |
| Share, incl. croppers..... | 1,474,221,606 | 1,300,501,544 | 1,111,081,893 | 189,419,651 | 39,880,265 | 133,839,797 | 2,863 | 2,528 | 2,158 | 368 | 77 | 260 | |
| Share tenants proper..... | 602,535,777 | 569,627,997 | 489,923,624 | 79,674,373 | 21,776,779 | 71,131,001 | 3,057 | 3,144 | 2,705 | 440 | 120 | 393 | |
| Croppers ¹ | 811,685,829 | 730,873,647 | 621,128,269 | 109,745,278 | 18,103,486 | 62,708,796 | 2,432 | 2,180 | 1,861 | 329 | 54 | 188 | |
| Share-cash..... | 41,702,636 | 36,327,826 | 32,355,430 | 3,972,387 | 1,150,201 | 4,224,509 | 4,949 | 4,311 | 3,839 | 471 | 136 | 501 | |
| Cash, incl. standing renters..... | 591,626,704 | 492,174,681 | 422,437,873 | 69,736,805 | 23,582,201 | 75,869,822 | 3,214 | 2,673 | 2,295 | 379 | 128 | 412 | |
| Cash tenants proper..... | 359,890,687 | 302,499,807 | 264,713,038 | 37,786,769 | 13,935,481 | 43,455,399 | 3,970 | 2,849 | 2,493 | 356 | 131 | 409 | |
| Standing renters ¹ | 231,736,017 | 189,674,874 | 167,724,835 | 31,950,039 | 9,646,720 | 32,414,423 | 3,214 | 2,434 | 2,024 | 410 | 124 | 416 | |
| Unspecified..... | 19,440,556 | 16,247,823 | 18,549,238 | 2,698,585 | 637,911 | 2,554,822 | 2,759 | 2,306 | 1,923 | 383 | 91 | 363 | |
| GEOGRAPHIC DIVISIONS. | | | | | | | | | | | | | |
| NEW ENGLAND. | | | | | | | | | | | | | |
| White farmers, total..... | 1,171,606,271 | 916,313,274 | 487,501,110 | 428,812,164 | 92,318,985 | 162,974,012 | 7,496 | 5,863 | 3,119 | 2,744 | 591 | 1,043 | |
| Owners..... | 948,713,034 | 732,311,285 | 383,896,939 | 348,414,352 | 70,655,997 | 130,775,752 | 6,780 | 5,233 | 2,743 | 2,400 | 599 | 977 | |
| Owning entire farm..... | 883,216,815 | 682,037,624 | 356,125,994 | 325,011,630 | 74,176,494 | 127,002,697 | 6,909 | 5,104 | 2,665 | 2,439 | 555 | 950 | |
| Hiring additional land..... | 65,526,219 | 50,273,661 | 27,770,939 | 22,502,722 | 5,479,503 | 9,773,055 | 10,386 | 7,069 | 4,402 | 3,567 | 869 | 1,519 | |
| Managers..... | 133,236,621 | 114,885,476 | 63,931,157 | 50,954,319 | 6,749,341 | 11,601,804 | 27,850 | 24,015 | 13,364 | 10,651 | 1,411 | 2,425 | |
| Tenants..... | 89,626,616 | 69,116,513 | 30,673,020 | 29,443,493 | 5,913,647 | 14,596,456 | 7,748 | 5,975 | 3,430 | 2,545 | 511 | 1,262 | |
| Share..... | 30,307,026 | 22,738,902 | 12,790,492 | 9,939,410 | 2,095,943 | 5,472,181 | 11,262 | 8,450 | 4,756 | 3,694 | 779 | 2,034 | |
| Share-cash..... | 893,406 | 638,095 | 351,845 | 283,260 | 69,895 | 185,416 | 9,404 | 6,717 | 3,735 | 2,982 | 736 | 1,952 | |
| Cash..... | 54,177,281 | 42,457,404 | 24,832,970 | 17,624,425 | 3,455,695 | 8,264,181 | 6,734 | 5,277 | 3,087 | 2,101 | 430 | 1,027 | |
| Unspecified..... | 4,248,903 | 3,282,122 | 1,685,704 | 1,596,408 | 292,113 | 674,678 | 5,773 | 4,459 | 2,290 | 2,160 | 397 | 917 | |
| Colored farmers, total..... | 1,413,323 | 1,155,310 | 624,140 | 531,170 | 68,540 | 189,473 | 5,215 | 4,253 | 2,303 | 1,960 | 263 | 699 | |
| Owners..... | 844,651 | 674,660 | 341,390 | 333,270 | 50,215 | 120,076 | 3,876 | 3,095 | 1,566 | 1,529 | 230 | 551 | |
| Owning entire farm..... | 761,632 | 608,160 | 309,090 | 299,070 | 44,315 | 109,187 | 3,662 | 2,924 | 1,486 | 1,438 | 213 | 525 | |
| Hiring additional land..... | 83,289 | 66,500 | 32,300 | 34,200 | 5,900 | 10,889 | 8,329 | 6,950 | 3,230 | 3,420 | 590 | 1,089 | |
| Managers..... | 285,393 | 236,900 | 120,000 | 116,900 | 8,500 | 39,993 | 15,855 | 13,161 | 6,067 | 6,494 | 472 | 2,222 | |
| Tenants..... | 282,979 | 243,750 | 162,750 | 81,000 | 9,825 | 29,404 | 8,085 | 6,964 | 4,650 | 2,314 | 281 | 840 | |
| Share..... | 130,802 | 117,600 | 60,500 | 31,000 | 3,800 | 9,562 | 18,695 | 16,786 | 12,357 | 4,429 | 543 | 1,366 | |
| Share-cash..... | | | | | | | | | | | | | |
| Cash..... | 143,587 | 122,050 | 73,650 | 48,400 | 5,225 | 16,312 | 5,823 | 4,604 | 2,835 | 1,862 | 201 | 627 | |
| Unspecified..... | 8,530 | 4,200 | 2,000 | 1,600 | 800 | 3,630 | 4,265 | 2,100 | 1,300 | 800 | 400 | 1,765 | |
| MIDDLE ATLANTIC. | | | | | | | | | | | | | |
| White farmers, total..... | 3,939,421,666 | 2,994,027,569 | 1,656,863,858 | 1,337,163,711 | 358,461,081 | 586,933,016 | 9,300 | 7,068 | 3,911 | 3,157 | 848 | 1,386 | |
| Owners..... | 2,659,326,425 | 1,984,594,546 | 1,039,983,670 | 944,610,876 | 262,220,457 | 412,511,422 | 8,154 | 6,085 | 3,189 | 2,896 | 804 | 1,265 | |
| Owning entire farm..... | 2,416,826,026 | 1,802,602,591 | 934,086,100 | 868,516,482 | 239,029,720 | 376,193,715 | 7,958 | 5,935 | 3,078 | 2,800 | 787 | 1,235 | |
| Hiring additional land..... | 242,600,399 | 181,991,955 | 105,897,561 | 76,094,394 | 23,190,737 | 37,317,707 | 10,819 | 8,120 | 4,725 | 3,395 | 1,085 | 1,665 | |
| Managers..... | 299,949,236 | 254,648,815 | 148,783,955 | 105,864,860 | 16,375,418 | 28,925,003 | 30,723 | 26,083 | 15,240 | 10,843 | 1,677 | 2,063 | |
| Tenants..... | 980,146,005 | 754,784,208 | 468,096,233 | 286,687,975 | 79,865,206 | 145,496,591 | 11,174 | 8,605 | 5,336 | 3,268 | 910 | 1,660 | |
| Share..... | 590,081,985 | 440,399,257 | 255,262,497 | 185,169,760 | 52,675,159 | 96,960,569 | 11,584 | 8,647 | 5,011 | 3,636 | 1,034 | 1,904 | |
| Share-cash..... | 11,544,088 | 8,776,595 | 5,028,305 | 3,748,200 | 1,014,542 | 1,752,931 | 10,289 | 7,822 | 4,482 | 3,341 | 904 | 1,562 | |
| Cash..... | 351,995,729 | 285,167,318 | 196,125,978 | 89,041,340 | 24,011,848 | 42,816,563 | 10,774 | 8,728 | 6,003 | 2,725 | 785 | 1,311 | |
| Unspecified..... | 26,574,223 | 20,444,088 | 11,715,453 | 8,728,587 | 2,163,671 | 3,966,528 | 8,879 | 6,831 | 3,914 | 2,910 | 723 | 1,325 | |

¹ Reported in the Southern states only.

TABLE 22.—VALUE OF ALL FARM PROPERTY AND OF THE SEVERAL CLASSES, WITH AVERAGE PER FARM, BY COLOR AND TENURE (DETAILED CLASSIFICATION), BY DIVISIONS AND STATES: 1920—Continued.

| DIVISION OR STATE AND COLOR AND TENURE. | VALUE OF FARM PROPERTY. | | | | | | AVERAGE VALUE PER FARM. | | | | | |
|---|-------------------------|---------------------|----------------|---------------|---------------------------|---------------|-------------------------|---------------------|-------------|------------|---------------------------|-------------|
| | All farm property. | Land and buildings. | | | Implements and machinery. | Live stock. | All farm property. | Land and buildings. | | | Implements and machinery. | Live stock. |
| | | Total. | Land alone. | Buildings. | | | | Total. | Land alone. | Buildings. | | |
| GEOG. DIVISIONS—Con. | | | | | | | | | | | | |
| MIDDLE ATLANTIC—Col. | | | | | | | | | | | | |
| Colored farmers, total..... | \$10,262,517 | \$8,110,185 | \$4,812,249 | \$3,297,936 | \$691,255 | \$1,461,077 | \$6,681 | \$5,280 | \$3,133 | \$2,147 | \$450 | \$951 |
| Owners..... | 4,265,149 | 3,181,240 | 1,720,379 | 1,460,861 | 348,764 | 735,145 | 4,376 | 3,263 | 1,764 | 1,498 | 368 | 754 |
| Owning entire farm..... | 3,814,543 | 2,845,355 | 1,546,659 | 1,298,696 | 316,181 | 653,007 | 4,296 | 3,204 | 1,742 | 1,462 | 356 | 735 |
| Hiring additional land..... | 450,606 | 335,885 | 173,720 | 162,165 | 32,583 | 82,138 | 5,170 | 3,861 | 1,997 | 1,864 | 375 | 944 |
| Managers..... | 2,121,170 | 1,802,965 | 964,115 | 838,850 | 125,160 | 193,051 | 23,569 | 20,033 | 10,712 | 9,321 | 1,391 | 2,145 |
| Tenants..... | 3,876,192 | 3,125,980 | 2,127,755 | 998,225 | 217,331 | 532,881 | 8,230 | 6,637 | 4,518 | 2,119 | 401 | 1,131 |
| Share..... | 2,094,813 | 1,683,760 | 1,024,285 | 559,475 | 147,606 | 363,447 | 8,692 | 6,672 | 4,250 | 2,321 | 612 | 1,508 |
| Share-cash..... | 38,391 | 35,600 | 21,200 | 14,400 | 1,860 | 1,231 | 7,678 | 7,120 | 4,240 | 2,880 | 312 | 246 |
| Cash..... | 1,664,630 | 1,446,420 | 1,047,120 | 399,300 | 63,320 | 154,890 | 8,003 | 6,954 | 5,034 | 1,920 | 304 | 745 |
| Unspecified..... | 78,358 | 60,200 | 35,150 | 25,050 | 4,845 | 13,313 | 4,609 | 3,641 | 2,068 | 1,474 | 285 | 783 |
| EAST NORTH CENTRAL. | | | | | | | | | | | | |
| White farmers, total..... | 17,216,409,359 | 14,913,047,970 | 12,026,451,412 | 2,886,596,558 | 784,896,834 | 1,518,464,555 | 15,937 | 13,805 | 11,133 | 2,672 | 727 | 1,408 |
| Owners..... | 10,043,050,901 | 8,535,502,603 | 6,567,616,302 | 1,967,886,307 | 520,972,145 | 980,576,147 | 13,150 | 11,176 | 8,600 | 2,377 | 682 | 1,292 |
| Owning entire farm..... | 7,938,781,128 | 6,742,753,579 | 5,074,313,939 | 1,608,439,040 | 431,029,923 | 814,997,020 | 12,153 | 10,257 | 7,719 | 2,538 | 650 | 1,240 |
| Hiring additional land..... | 2,054,269,773 | 1,792,749,030 | 1,493,302,363 | 299,446,667 | 89,942,222 | 171,578,521 | 19,819 | 10,860 | 14,044 | 2,816 | 846 | 1,614 |
| Managers..... | 475,838,563 | 419,553,629 | 334,600,649 | 84,952,980 | 16,220,805 | 39,555,129 | 35,263 | 31,124 | 24,822 | 6,302 | 1,204 | 2,934 |
| Tenants..... | 6,698,019,895 | 5,957,991,732 | 5,124,234,461 | 833,757,271 | 247,694,884 | 492,333,270 | 22,099 | 19,658 | 16,907 | 2,751 | 817 | 1,624 |
| Share..... | 3,071,771,025 | 2,745,277,937 | 2,403,012,819 | 403,012,819 | 141,268,191 | 291,812,078 | 20,246 | 17,801 | 15,138 | 2,722 | 779 | 1,606 |
| Share-cash..... | 1,390,554,563 | 1,280,175,201 | 1,180,759,090 | 105,416,111 | 39,597,447 | 64,781,815 | 41,525 | 38,408 | 35,260 | 5,148 | 1,182 | 1,035 |
| Cash..... | 1,454,093,538 | 1,272,907,809 | 1,066,035,736 | 206,872,073 | 59,865,898 | 121,920,331 | 18,078 | 16,007 | 13,908 | 2,669 | 781 | 1,581 |
| Unspecified..... | 181,000,769 | 159,717,966 | 132,161,688 | 27,556,268 | 6,963,848 | 14,318,655 | 15,612 | 13,776 | 11,399 | 2,377 | 601 | 1,235 |
| Colored farmers, total..... | 28,953,234 | 24,593,701 | 19,622,272 | 4,971,429 | 1,179,971 | 3,179,562 | 6,467 | 5,493 | 4,383 | 1,110 | 264 | 710 |
| Owners..... | 15,091,153 | 12,454,252 | 9,361,404 | 3,092,848 | 702,346 | 1,934,555 | 4,893 | 4,038 | 3,035 | 1,003 | 228 | 627 |
| Owning entire farm..... | 11,072,070 | 9,560,122 | 7,009,764 | 2,550,358 | 570,433 | 1,526,515 | 4,528 | 3,712 | 2,719 | 993 | 224 | 592 |
| Hiring additional land..... | 3,419,083 | 2,894,130 | 2,351,640 | 533,490 | 125,913 | 408,040 | 6,767 | 5,702 | 4,648 | 1,054 | 249 | 805 |
| Managers..... | 1,720,161 | 1,478,081 | 1,154,347 | 323,734 | 80,075 | 161,405 | 24,228 | 20,818 | 16,258 | 4,500 | 1,136 | 2,273 |
| Tenants..... | 12,141,920 | 10,661,368 | 9,106,521 | 1,554,847 | 396,950 | 1,083,602 | 9,185 | 8,065 | 6,888 | 1,176 | 300 | 820 |
| Share..... | 8,043,124 | 7,036,623 | 5,971,716 | 1,064,907 | 261,130 | 750,371 | 8,663 | 7,574 | 6,428 | 1,146 | 281 | 805 |
| Share-cash..... | 1,054,515 | 971,790 | 870,790 | 92,000 | 28,725 | 54,000 | 21,090 | 19,436 | 17,606 | 1,840 | 575 | 1,080 |
| Cash..... | 2,617,340 | 2,291,020 | 1,907,870 | 323,150 | 92,015 | 234,305 | 8,872 | 7,766 | 6,071 | 1,095 | 312 | 794 |
| Unspecified..... | 421,941 | 361,935 | 287,145 | 74,700 | 15,080 | 44,920 | 8,790 | 7,540 | 5,982 | 1,558 | 314 | 936 |
| WEST NORTH CENTRAL. | | | | | | | | | | | | |
| White farmers, total..... | 27,924,148,989 | 24,412,768,920 | 21,290,066,058 | 3,122,702,862 | 1,160,502,401 | 2,350,877,668 | 25,618 | 22,396 | 19,532 | 2,865 | 1,065 | 2,157 |
| Owners..... | 16,795,115,503 | 14,508,000,491 | 12,411,590,280 | 2,096,500,211 | 755,425,094 | 1,531,689,918 | 23,780 | 20,541 | 17,573 | 2,968 | 1,070 | 2,169 |
| Owning entire farm..... | 11,750,551,661 | 10,144,532,141 | 8,550,748,003 | 1,503,784,138 | 532,816,582 | 1,073,203,638 | 21,793 | 18,814 | 15,850 | 2,956 | 988 | 1,990 |
| Hiring additional land..... | 5,044,563,842 | 4,363,468,350 | 3,860,752,277 | 592,716,073 | 222,609,512 | 458,486,980 | 30,191 | 20,114 | 23,100 | 3,009 | 1,332 | 2,744 |
| Managers..... | 514,843,581 | 444,004,157 | 385,431,288 | 58,632,869 | 14,220,499 | 56,558,925 | 48,152 | 41,532 | 36,040 | 5,484 | 1,330 | 5,290 |
| Tenants..... | 10,614,189,905 | 9,400,704,272 | 8,493,134,490 | 967,590,782 | 390,856,808 | 762,628,826 | 28,452 | 25,360 | 22,766 | 2,594 | 1,048 | 2,044 |
| Share..... | 4,645,247,717 | 4,118,207,595 | 3,687,693,947 | 430,273,645 | 178,270,757 | 348,709,369 | 25,000 | 22,217 | 19,506 | 2,321 | 962 | 1,832 |
| Share-cash..... | 2,375,298,066 | 2,154,039,010 | 1,965,119,834 | 188,969,626 | 81,539,079 | 139,869,077 | 34,811 | 31,609 | 28,769 | 2,709 | 1,190 | 2,042 |
| Cash..... | 3,341,641,835 | 2,905,732,267 | 2,643,695,650 | 322,036,617 | 121,017,868 | 253,991,700 | 31,187 | 27,679 | 24,673 | 3,006 | 1,158 | 2,370 |
| Unspecified..... | 252,002,287 | 222,675,400 | 196,385,509 | 26,289,891 | 8,329,104 | 20,497,763 | 20,463 | 18,082 | 15,947 | 2,135 | 717 | 1,664 |
| Colored farmers, total..... | 67,285,556 | 56,726,249 | 50,079,084 | 6,047,165 | 2,435,863 | 8,123,444 | 8,725 | 8,199 | 7,238 | 961 | 352 | 1,174 |
| Owners..... | 45,079,296 | 38,114,732 | 33,369,137 | 4,745,595 | 1,820,119 | 6,044,445 | 9,430 | 7,817 | 6,844 | 973 | 373 | 1,240 |
| Owning entire farm..... | 34,481,551 | 28,567,244 | 24,747,291 | 3,819,953 | 1,421,131 | 4,403,176 | 8,493 | 7,036 | 6,095 | 941 | 350 | 1,107 |
| Hiring additional land..... | 11,497,745 | 9,547,488 | 8,621,846 | 925,642 | 398,988 | 1,641,269 | 14,000 | 11,700 | 10,566 | 1,134 | 459 | 1,901 |
| Managers..... | 2,175,101 | 1,842,035 | 1,636,085 | 205,950 | 49,200 | 283,866 | 25,894 | 21,929 | 19,477 | 2,452 | 586 | 3,379 |
| Tenants..... | 19,131,159 | 16,769,482 | 15,073,862 | 1,695,620 | 566,544 | 1,795,133 | 9,766 | 8,550 | 7,695 | 866 | 289 | 916 |
| Share..... | 13,056,847 | 11,615,670 | 10,459,940 | 1,164,730 | 366,515 | 1,075,662 | 9,729 | 8,655 | 7,738 | 863 | 272 | 802 |
| Share-cash..... | 1,039,010 | 968,060 | 865,365 | 102,695 | 26,375 | 94,375 | 13,445 | 11,951 | 10,634 | 1,268 | 328 | 1,165 |
| Cash..... | 3,978,792 | 3,368,477 | 3,041,642 | 326,835 | 136,778 | 473,537 | 9,473 | 8,020 | 7,242 | 778 | 326 | 1,127 |
| Unspecified..... | 1,006,510 | 817,275 | 715,915 | 101,360 | 37,676 | 151,559 | 8,677 | 7,045 | 6,172 | 874 | 325 | 1,307 |
| SOUTH ATLANTIC. | | | | | | | | | | | | |
| White farmers, total..... | 4,975,830,728 | 4,214,016,606 | 3,196,691,946 | 1,017,324,660 | 241,801,676 | 520,012,448 | 6,419 | 5,436 | 4,124 | 1,312 | 312 | 671 |
| Owners..... | 3,377,197,368 | 2,831,898,133 | 2,097,506,487 | 734,391,646 | 178,386,882 | 386,912,353 | 6,695 | 5,614 | 4,158 | 1,456 | 354 | 727 |
| Owning entire farm..... | 3,129,833,091 | 2,624,592,380 | 1,938,180,013 | 686,463,367 | 166,623,225 | 338,617,486 | 6,752 | 5,602 | 4,181 | 1,481 | 359 | 731 |
| Hiring additional land..... | 247,364,277 | 207,305,753 | 159,317,474 | 47,988,279 | 11,763,657 | 28,294,867 | 6,050 | 5,070 | 3,897 | 1,174 | 288 | 692 |
| Managers..... | 292,741,327 | 261,025,722 | 207,364,286 | 58,661,436 | 10,392,845 | 21,322,760 | 33,108 | 29,521 | 23,452 | 6,069 | 1,175 | 2,412 |
| Tenants..... | 1,305,892,033 | 1,121,092,751 | 891,821,173 | 229,271,578 | 53,021,949 | 131,777,333 | 4,987 | 4,281 | 3,406 | 875 | 202 | 508 |
| Share, incl. croppers..... | 929,717,185 | 800,261,203 | 635,820,088 | 164,441,115 | 36,710,433 | 92,745,549 | 4,837 | 4,164 | 3,308 | 856 | 191 | 483 |
| Share tenants proper..... | 655,410,239 | 561,024,662 | 443,876,677 | 117,147,985 | 27,334,157 | 67,051,420 | 5,655 | 4,840 | 3,830 | 1,011 | 233 | 578 |
| Croppers..... | 274,306,946 | 239,236,541 | 191,943,411 | 47,203,130 | 9,376,276 | 25,694,129 | 3,595 | 3,186 | 2,516 | 620 | 123 | 337 |
| Share-cash..... | 7,643,547 | 6,361,356 | 5,057,885 | 1,303,470 | 264,531 | 1,017,611 | 6,159 | 5,126 | 4,076 | 1,050 | 213 | 820 |
| Cash, incl. standing renters..... | 330,051,909 | 281,355,421 | 225,748,598 | 56,106,823 | 14,408,354 | 33,788,134 | 5,454 | 4,658 | 3,730 | 927 | 233 | 558 |
| Cash tenants proper..... | 208,094,808 | 178,241,692 | 142,111,754 | 36,129,938 | 8,593,004 | 21,260,112 | 5,522 | 4,730 | 3,771 | 959 | 228 | 564 |
| Standing renters..... | 121,957,101 | 103,613,729 | 83,636,844 | 19,976,885 | 5,815,350 | 12,528,022 | 5,342 | 4,533 | 3,663 | 876 | 255 | 549 |
| Unspecified..... | 38,470,392 | 32,614,772 | 25,164,602 | 7,420,170 | 1,638,681 | 4,226,039 | 4,862 | 4,121 | 3,183 | 937 | 207 | 534 |

TABLE 22.—VALUE OF ALL FARM PROPERTY AND OF THE SEVERAL CLASSES, WITH AVERAGE PER FARM, BY COLOR AND TENURE (DETAILED CLASSIFICATION), BY DIVISIONS AND STATES: 1920—Continued.

| DIVISION OR STATE AND COLOR AND TENURE. | VALUE OF FARM PROPERTY. | | | | | | AVERAGE VALUE PER FARM. | | | | | | |
|---|-------------------------|----------------------|----------------------|----------------------|---------------------------|----------------------|-------------------------|---------------------|----------------|--------------|---------------------------|--------------|--|
| | All farm property. | Land and buildings. | | | Implements and machinery. | Live stock. | All farm property. | Land and buildings. | | | Implements and machinery. | Live stock. | |
| | | Total. | Land alone. | Buildings. | | | | Total. | Land alone. | Buildings. | | | |
| GEOG. DIVISIONS—Con. | | | | | | | | | | | | | |
| SOUTH ATLANTIC—Con. | | | | | | | | | | | | | |
| Colored farmers, total..... | \$1,157,087,032 | \$987,756,866 | \$803,989,958 | \$183,766,908 | \$42,179,181 | \$127,150,985 | \$3,015 | \$2,573 | \$2,095 | \$479 | \$110 | \$331 | |
| Owners..... | 291,639,455 | 239,740,872 | 179,809,817 | 59,840,855 | 13,891,348 | 38,007,435 | 2,841 | 2,335 | 1,752 | 583 | 135 | 370 | |
| Owning entire farm..... | 239,151,044 | 198,369,394 | 146,021,780 | 49,747,614 | 11,008,369 | 31,178,881 | 2,881 | 2,365 | 1,766 | 599 | 140 | 375 | |
| Hiring additional land..... | 52,487,911 | 43,371,278 | 33,278,037 | 10,093,241 | 2,282,979 | 6,833,554 | 2,072 | 2,208 | 1,694 | 514 | 116 | 348 | |
| Managers..... | 12,729,249 | 11,150,082 | 8,092,064 | 3,058,618 | 495,017 | 1,082,050 | 13,301 | 11,652 | 8,456 | 3,196 | 518 | 1,131 | |
| Tenants..... | 852,718,328 | 736,865,512 | 615,998,077 | 120,867,435 | 27,791,016 | 88,060,900 | 3,043 | 2,630 | 2,198 | 431 | 99 | 314 | |
| Share, incl. croppers..... | 597,722,083 | 524,761,466 | 439,612,554 | 85,148,912 | 17,693,579 | 55,327,018 | 3,029 | 2,660 | 2,228 | 432 | 89 | 290 | |
| Share tenants proper..... | 297,624,298 | 239,507,939 | 192,334,575 | 46,873,364 | 8,691,107 | 29,322,262 | 3,022 | 2,660 | 2,198 | 431 | 99 | 314 | |
| Croppers..... | 333,200,765 | 295,257,527 | 244,777,779 | 50,974,071 | 9,000,000 | 26,000,000 | 3,029 | 2,660 | 2,198 | 431 | 99 | 314 | |
| Share-cash..... | 2,790,002 | 2,216,575 | 1,879,380 | 336,195 | 61,008 | 453,424 | 2,640 | 2,019 | 1,555 | 384 | 71 | 230 | |
| Cash, incl. standing renters..... | 244,899,967 | 203,697,820 | 169,487,779 | 34,178,041 | 9,824,363 | 31,378,284 | 3,084 | 2,565 | 2,135 | 431 | 124 | 365 | |
| Cash tenants proper..... | 69,956,495 | 57,909,682 | 47,733,269 | 10,176,519 | 2,746,190 | 9,300,723 | 2,600 | 2,152 | 1,774 | 375 | 102 | 346 | |
| Standing renters..... | 174,913,472 | 145,787,738 | 121,754,510 | 24,003,228 | 7,078,173 | 22,077,561 | 3,333 | 2,777 | 2,127 | 457 | 135 | 421 | |
| Unspecified..... | 7,366,296 | 6,221,151 | 5,018,364 | 1,202,787 | 242,671 | 902,174 | 2,633 | 2,240 | 1,800 | 433 | 87 | 325 | |
| EAST SOUTH CENTRAL. | | | | | | | | | | | | | |
| White farmers, total..... | 3,651,406,813 | 3,017,686,597 | 2,375,799,593 | 641,887,004 | 151,269,115 | 482,451,101 | 4,905 | 4,054 | 3,192 | 862 | 203 | 648 | |
| Owners..... | 2,597,652,955 | 2,131,646,956 | 1,650,818,824 | 480,828,122 | 114,841,715 | 351,164,290 | 5,524 | 4,533 | 3,510 | 1,022 | 244 | 747 | |
| Owning entire farm..... | 2,347,545,237 | 1,925,281,721 | 1,484,820,270 | 440,761,426 | 104,541,848 | 317,721,688 | 5,560 | 4,560 | 3,510 | 1,044 | 248 | 752 | |
| Hiring additional land..... | 250,107,718 | 206,365,229 | 166,298,545 | 40,066,684 | 10,299,867 | 33,442,602 | 5,209 | 4,298 | 3,463 | 834 | 216 | 606 | |
| Managers..... | 105,180,741 | 90,169,108 | 75,054,392 | 15,114,716 | 3,696,750 | 11,814,883 | 33,040 | 29,096 | 24,219 | 4,877 | 1,193 | 3,651 | |
| Tenants..... | 948,573,117 | 795,870,539 | 649,926,377 | 145,944,162 | 32,730,650 | 110,971,928 | 3,500 | 2,937 | 2,398 | 599 | 121 | 443 | |
| Share, incl. croppers..... | 667,022,216 | 561,037,363 | 457,384,006 | 103,652,457 | 22,823,702 | 84,561,151 | 3,170 | 2,667 | 2,171 | 492 | 106 | 401 | |
| Share tenants proper..... | 471,028,111 | 391,061,333 | 318,058,178 | 72,103,155 | 16,745,245 | 63,221,533 | 3,643 | 3,029 | 2,468 | 558 | 120 | 489 | |
| Croppers..... | 196,894,105 | 169,976,030 | 138,426,728 | 31,549,302 | 5,578,457 | 21,339,018 | 2,416 | 2,086 | 1,699 | 387 | 68 | 252 | |
| Share-cash..... | 26,970,473 | 23,809,629 | 19,770,861 | 4,038,768 | 762,481 | 2,398,363 | 8,225 | 7,261 | 6,030 | 1,232 | 233 | 731 | |
| Cash, incl. standing renters..... | 213,589,746 | 177,392,533 | 145,590,139 | 31,802,394 | 8,285,622 | 27,931,591 | 4,627 | 3,843 | 3,154 | 689 | 179 | 605 | |
| Cash tenants proper..... | 201,361,345 | 167,714,357 | 137,876,323 | 29,878,034 | 7,713,070 | 25,933,918 | 4,719 | 3,930 | 3,220 | 700 | 151 | 608 | |
| Standing renters..... | 12,228,401 | 9,678,176 | 7,766,816 | 1,924,360 | 552,552 | 1,937,673 | 3,903 | 2,772 | 2,251 | 551 | 158 | 572 | |
| Unspecified..... | 40,090,682 | 33,631,014 | 27,180,471 | 6,450,543 | 1,378,845 | 5,080,823 | 3,091 | 3,096 | 2,502 | 594 | 127 | 468 | |
| Colored farmers, total..... | 768,059,424 | 646,066,766 | 540,341,639 | 105,665,127 | 24,795,771 | 97,256,887 | 2,500 | 2,103 | 1,759 | 344 | 81 | 317 | |
| Owners..... | 160,744,376 | 127,444,707 | 99,739,165 | 27,705,542 | 7,290,300 | 26,009,369 | 2,894 | 2,295 | 1,796 | 499 | 131 | 468 | |
| Owning entire farm..... | 136,245,441 | 107,953,201 | 84,075,551 | 23,877,710 | 6,300,414 | 21,691,766 | 2,976 | 2,357 | 1,836 | 521 | 138 | 480 | |
| Hiring additional land..... | 24,498,935 | 19,491,446 | 15,663,614 | 3,827,832 | 989,886 | 4,017,603 | 2,616 | 2,002 | 1,609 | 393 | 102 | 418 | |
| Managers..... | 5,585,035 | 4,653,261 | 3,773,186 | 880,075 | 223,578 | 708,201 | 13,722 | 11,433 | 9,271 | 2,162 | 549 | 1,740 | |
| Tenants..... | 601,730,013 | 513,908,798 | 436,829,288 | 77,070,513 | 17,281,898 | 70,539,317 | 2,395 | 2,045 | 1,738 | 307 | 69 | 281 | |
| Share, incl. croppers..... | 401,153,486 | 354,880,899 | 303,402,156 | 51,404,743 | 9,167,709 | 37,088,798 | 2,402 | 2,129 | 1,816 | 308 | 55 | 222 | |
| Share tenants proper..... | 130,158,151 | 108,480,310 | 92,319,574 | 15,669,736 | 4,198,452 | 17,470,389 | 2,516 | 2,347 | 2,008 | 339 | 91 | 378 | |
| Croppers..... | 270,695,315 | 246,407,589 | 210,582,352 | 35,825,007 | 4,999,917 | 19,618,409 | 2,923 | 2,040 | 1,743 | 297 | 41 | 169 | |
| Share-cash..... | 17,283,491 | 15,218,328 | 13,546,026 | 1,673,362 | 397,441 | 1,682,692 | 4,290 | 4,328 | 3,859 | 476 | 113 | 479 | |
| Cash, incl. standing renters..... | 178,392,330 | 139,860,717 | 116,716,846 | 21,423,871 | 7,557,295 | 30,974,348 | 2,878 | 1,788 | 1,490 | 206 | 86 | 396 | |
| Cash tenants proper..... | 129,440,152 | 102,060,101 | 85,812,516 | 16,277,555 | 5,319,011 | 22,031,040 | 2,289 | 1,805 | 1,517 | 288 | 94 | 390 | |
| Standing renters..... | 48,952,178 | 37,770,616 | 30,904,330 | 6,866,288 | 2,238,284 | 8,943,308 | 2,250 | 1,735 | 1,420 | 316 | 103 | 411 | |
| Unspecified..... | 4,885,756 | 3,932,854 | 3,164,200 | 768,594 | 159,423 | 793,479 | 2,014 | 1,621 | 1,304 | 317 | 66 | 327 | |
| WEST SOUTH CENTRAL. | | | | | | | | | | | | | |
| White farmers, total..... | 6,920,352,661 | 5,697,100,087 | 4,904,785,270 | 792,314,817 | 287,685,655 | 935,566,919 | 9,055 | 7,455 | 6,418 | 1,037 | 376 | 1,224 | |
| Owners..... | 3,949,740,426 | 3,184,604,019 | 2,674,160,680 | 510,434,329 | 184,266,389 | 580,870,018 | 9,754 | 7,804 | 6,604 | 1,261 | 455 | 1,434 | |
| Owning entire farm..... | 3,056,649,269 | 2,498,277,675 | 2,038,788,185 | 429,489,490 | 146,637,800 | 441,734,234 | 9,953 | 7,304 | 6,072 | 1,258 | 430 | 1,434 | |
| Hiring additional land..... | 893,091,157 | 716,326,344 | 635,381,505 | 80,944,839 | 37,629,029 | 139,135,784 | 14,058 | 11,275 | 10,001 | 1,274 | 592 | 2,190 | |
| Managers..... | 373,876,950 | 296,667,757 | 274,721,988 | 21,945,769 | 10,538,564 | 66,670,699 | 81,154 | 64,395 | 59,631 | 4,764 | 2,288 | 14,472 | |
| Tenants..... | 2,969,735,285 | 2,215,828,311 | 1,955,863,592 | 259,934,719 | 92,880,672 | 288,026,302 | 7,321 | 6,247 | 5,514 | 733 | 262 | 812 | |
| Share, incl. croppers..... | 2,060,426,061 | 1,790,891,983 | 1,570,858,153 | 211,038,830 | 74,700,221 | 203,833,857 | 6,921 | 5,990 | 5,284 | 706 | 250 | 682 | |
| Share tenants proper..... | 1,690,864,261 | 1,453,385,244 | 1,280,279,838 | 173,105,406 | 64,341,368 | 173,137,649 | 7,439 | 6,336 | 5,581 | 755 | 280 | 755 | |
| Croppers..... | 378,661,800 | 337,508,739 | 299,573,315 | 37,933,424 | 1,673,362 | 30,696,208 | 5,439 | 4,849 | 4,304 | 545 | 149 | 441 | |
| Share-cash..... | 111,670,809 | 95,816,461 | 85,557,134 | 10,269,327 | 4,761,436 | 11,098,512 | 11,229 | 9,635 | 8,603 | 1,032 | 479 | 1,116 | |
| Cash, incl. standing renters..... | 369,459,634 | 291,650,106 | 258,005,287 | 33,644,819 | 11,915,815 | 65,893,713 | 9,399 | 7,420 | 6,504 | 856 | 303 | 1,076 | |
| Cash tenants proper..... | 306,330,478 | 289,188,217 | 255,992,963 | 33,195,254 | 11,762,797 | 65,379,464 | 9,501 | 7,500 | 6,639 | 861 | 305 | 1,096 | |
| Standing renters..... | 3,129,156 | 2,461,889 | 2,012,324 | 449,565 | 153,018 | 514,249 | 4,167 | 3,278 | 2,680 | 599 | 204 | 685 | |
| Unspecified..... | 46,172,781 | 37,469,761 | 32,478,018 | 4,991,743 | 1,503,200 | 7,199,820 | 7,101 | 5,811 | 5,037 | 774 | 233 | 1,117 | |
| Colored farmers, total..... | 701,713,366 | 594,087,985 | 503,274,345 | 90,813,640 | 23,413,135 | 84,212,246 | 3,027 | 2,562 | 2,171 | 392 | 101 | 363 | |
| Owners..... | 228,261,282 | 184,545,683 | 150,290,098 | 34,255,585 | 10,148,918 | 33,566,081 | 3,844 | 3,108 | 2,531 | 577 | 171 | 565 | |
| Owning entire farm..... | 189,829,457 | 152,902,362 | 123,509,703 | 29,329,649 | 8,583,636 | 28,340,449 | 3,817 | 3,074 | 2,483 | 591 | 173 | 570 | |
| Hiring additional land..... | 38,431,825 | 31,643,321 | 26,790,395 | 4,925,936 | 1,565,282 | 5,226,232 | 3,982 | 3,278 | 2,776 | 504 | 162 | 541 | |
| Managers..... | 6,780,776 | 5,729,955 | 5,154,367 | 575,583 | 183,409 | 867,412 | 10,701 | 14,113 | 12,695 | 1,418 | 452 | 2,136 | |
| Tenants..... | 469,871,308 | 403,812,347 | 347,829,890 | 55,982,467 | 13,080,808 | 49,778,153 | 2,712 | 2,347 | 2,022 | 325 | 76 | 289 | |
| Share, incl. croppers..... | 383,073,429 | 330,849,321 | 292,931,727 | 46,9 | | | | | | | | | |

COLOR AND TENURE OF FARMER.

TABLE 22.—VALUE OF ALL FARM PROPERTY AND OF THE SEVERAL CLASSES, WITH AVERAGE PER FARM, BY COLOR AND TENURE (DETAILED CLASSIFICATION), BY DIVISIONS AND STATES: 1920—Continued.

| DIVISION OR STATE AND COLOR AND TENURE. | VALUE OF FARM PROPERTY. | | | | | | AVERAGE VALUE PER FARM. | | | | | |
|---|-------------------------|----------------------|---------------------|---------------------|---------------------------|--------------------|-------------------------|---------------------|----------------|----------------|---------------------------|----------------|
| | All farm property. | Land and buildings. | | | Implements and machinery. | Live stock. | All farm property. | Land and buildings. | | | Implements and machinery. | Live stock. |
| | | Total. | Land alone. | Buildings. | | | | Total. | Land alone. | Buildings. | | |
| NEW ENGLAND—CON. | | | | | | | | | | | | |
| Rhode Island. | | | | | | | | | | | | |
| White farmers, total..... | \$33,685,186 | \$26,348,428 | \$14,483,223 | \$11,865,203 | \$2,405,186 | \$4,831,874 | \$8,268 | \$6,485 | \$3,565 | \$2,920 | \$592 | \$1,189 |
| Owners..... | 23,037,876 | 17,016,756 | 9,465,493 | 8,451,263 | 1,764,256 | 3,356,864 | 7,130 | 5,545 | 2,930 | 2,616 | 546 | 1,039 |
| Owning entire farm..... | 20,000,952 | 15,569,677 | 8,112,837 | 7,466,820 | 1,553,929 | 2,877,846 | 6,764 | 5,265 | 2,744 | 2,522 | 526 | 973 |
| Hiring additional land..... | 3,036,924 | 2,347,079 | 1,352,656 | 994,443 | 210,327 | 479,018 | 11,084 | 8,566 | 4,937 | 3,620 | 768 | 1,750 |
| Managers..... | 5,541,030 | 4,609,373 | 2,579,998 | 2,029,375 | 315,378 | 616,270 | 27,162 | 22,595 | 12,947 | 9,948 | 1,546 | 3,021 |
| Tenants..... | 5,006,280 | 3,822,297 | 2,437,732 | 1,384,565 | 325,552 | 858,431 | 7,972 | 6,086 | 3,882 | 2,205 | 518 | 1,367 |
| Share..... | 122,248 | 93,190 | 55,950 | 37,150 | 6,415 | 22,731 | 5,557 | 4,232 | 2,543 | 1,680 | 292 | 1,033 |
| Share-cash..... | 4,878,992 | 3,726,397 | 2,380,032 | 1,346,365 | 318,927 | 833,668 | 8,073 | 6,170 | 3,940 | 2,229 | 528 | 1,380 |
| Unspecified..... | 5,042 | 2,800 | 1,750 | 1,050 | 210 | 2,032 | 2,521 | 1,400 | 875 | 525 | 105 | 1,016 |
| Colored farmers, total..... | 51,580 | 39,500 | 25,850 | 13,650 | 3,375 | 8,705 | 2,579 | 1,975 | 1,283 | 683 | 169 | 435 |
| Owners..... | 31,183 | 24,900 | 16,400 | 8,500 | 2,225 | 4,058 | 2,227 | 1,779 | 1,171 | 607 | 159 | 290 |
| Owning entire farm..... | 31,183 | 24,900 | 16,400 | 8,500 | 2,225 | 4,058 | 2,227 | 1,779 | 1,171 | 607 | 159 | 290 |
| Hiring additional land..... | | | | | | | | | | | | |
| Managers..... | 7,941 | 7,000 | 4,500 | 2,500 | 500 | 441 | 7,941 | 7,000 | 4,500 | 2,500 | 500 | 441 |
| Tenants..... | 12,456 | 7,600 | 4,950 | 2,650 | 650 | 4,206 | 2,491 | 1,520 | 990 | 530 | 180 | 841 |
| Share..... | | | | | | | | | | | | |
| Share-cash..... | | | | | | | | | | | | |
| Cash..... | 12,456 | 7,600 | 4,950 | 2,650 | 650 | 4,206 | 2,491 | 1,520 | 990 | 530 | 180 | 841 |
| Unspecified..... | | | | | | | | | | | | |
| Connecticut. | | | | | | | | | | | | |
| White farmers, total..... | 226,378,768 | 189,729,337 | 100,887,875 | 88,841,962 | 13,227,037 | 23,422,394 | 10,026 | 8,403 | 4,468 | 3,935 | 588 | 1,037 |
| Owners..... | 172,554,434 | 143,016,440 | 73,605,471 | 69,410,969 | 10,550,331 | 18,987,663 | 8,797 | 7,291 | 3,753 | 3,539 | 538 | 968 |
| Owning entire farm..... | 154,000,848 | 127,950,240 | 65,402,334 | 62,547,906 | 9,245,135 | 16,865,443 | 8,408 | 6,983 | 3,569 | 3,413 | 505 | 920 |
| Hiring additional land..... | 18,493,586 | 15,066,200 | 8,203,137 | 6,863,063 | 1,305,146 | 2,122,220 | 14,325 | 11,670 | 6,384 | 5,316 | 1,011 | 1,644 |
| Managers..... | 35,515,595 | 31,661,605 | 18,493,952 | 13,167,653 | 1,715,003 | 2,133,087 | 33,379 | 29,757 | 17,382 | 12,376 | 1,612 | 2,009 |
| Tenants..... | 18,308,739 | 15,051,292 | 8,787,952 | 6,263,340 | 960,803 | 2,296,644 | 9,631 | 7,918 | 4,623 | 3,295 | 505 | 1,208 |
| Share..... | 4,323,772 | 3,509,240 | 1,908,940 | 1,600,300 | 224,333 | 595,199 | 14,100 | 11,431 | 6,218 | 5,213 | 731 | 1,630 |
| Share-cash..... | 354,466 | 282,350 | 158,950 | 123,400 | 23,930 | 48,136 | 11,816 | 9,412 | 5,298 | 4,113 | 799 | 1,605 |
| Cash..... | 13,581,297 | 11,193,402 | 6,680,062 | 4,512,740 | 707,930 | 1,629,965 | 8,713 | 7,203 | 4,392 | 2,906 | 456 | 1,050 |
| Unspecified..... | 94,204 | 66,300 | 39,400 | 26,900 | 4,560 | 23,344 | 8,564 | 6,027 | 3,582 | 2,445 | 415 | 2,122 |
| Colored farmers, total..... | 612,849 | 541,490 | 299,740 | 241,750 | 21,060 | 50,299 | 8,171 | 7,220 | 3,997 | 3,223 | 281 | 671 |
| Owners..... | 251,645 | 218,690 | 106,840 | 111,850 | 12,935 | 19,973 | 4,994 | 4,288 | 2,095 | 2,193 | 255 | 392 |
| Owning entire farm..... | 190,284 | 165,190 | 84,840 | 80,350 | 8,585 | 10,509 | 4,229 | 3,671 | 1,885 | 1,786 | 191 | 367 |
| Hiring additional land..... | 61,361 | 53,500 | 22,000 | 31,500 | 4,400 | 3,464 | 10,227 | 8,917 | 3,607 | 5,260 | 733 | 577 |
| Managers..... | 148,004 | 129,000 | 61,000 | 68,000 | 3,000 | 16,004 | 24,667 | 21,500 | 10,167 | 11,333 | 500 | 2,667 |
| Tenants..... | 213,197 | 193,800 | 131,900 | 61,900 | 5,075 | 14,322 | 11,844 | 10,767 | 7,328 | 3,439 | 282 | 796 |
| Share..... | 121,837 | 111,500 | 82,000 | 29,500 | 2,800 | 7,537 | 20,306 | 18,583 | 13,667 | 4,917 | 467 | 1,256 |
| Share-cash..... | | | | | | | | | | | | |
| Cash..... | 91,360 | 82,300 | 49,900 | 32,400 | 2,275 | 6,785 | 7,613 | 6,858 | 4,158 | 2,700 | 190 | 555 |
| Unspecified..... | | | | | | | | | | | | |
| MIDDLE ATLANTIC. | | | | | | | | | | | | |
| New York. | | | | | | | | | | | | |
| White farmers, total..... | 1,904,848,484 | 1,422,363,205 | 791,805,288 | 630,556,937 | 169,590,151 | 312,891,128 | 9,888 | 7,383 | 4,110 | 3,273 | 880 | 1,824 |
| Owners..... | 1,319,587,966 | 965,090,744 | 508,749,149 | 456,341,595 | 127,779,338 | 226,717,884 | 8,722 | 6,379 | 3,369 | 3,016 | 845 | 1,499 |
| Owning entire farm..... | 1,173,330,847 | 857,383,233 | 446,410,028 | 410,973,205 | 113,521,913 | 202,425,701 | 8,456 | 6,179 | 3,217 | 2,962 | 818 | 1,459 |
| Hiring additional land..... | 146,257,119 | 107,707,511 | 62,339,121 | 45,368,390 | 14,257,425 | 24,292,183 | 11,676 | 8,699 | 4,977 | 3,622 | 1,338 | 1,939 |
| Managers..... | 146,829,370 | 125,107,521 | 73,333,875 | 51,773,046 | 7,367,788 | 14,354,091 | 33,746 | 28,754 | 16,854 | 11,809 | 1,693 | 3,299 |
| Tenants..... | 438,426,148 | 332,163,940 | 209,722,244 | 122,441,696 | 34,443,025 | 71,819,188 | 11,847 | 8,976 | 5,667 | 3,300 | 931 | 1,941 |
| Share..... | 262,447,874 | 184,860,035 | 107,283,152 | 77,576,883 | 21,486,673 | 46,101,166 | 12,126 | 8,880 | 5,153 | 3,728 | 1,032 | 2,214 |
| Share-cash..... | 3,715,364 | 2,772,055 | 1,693,390 | 1,138,665 | 343,445 | 599,864 | 10,466 | 7,809 | 4,601 | 3,208 | 967 | 1,690 |
| Cash..... | 170,402,026 | 135,712,201 | 95,558,833 | 40,153,368 | 11,687,526 | 23,032,294 | 11,644 | 9,274 | 6,530 | 2,744 | 797 | 1,574 |
| Unspecified..... | 11,860,884 | 8,816,649 | 5,246,869 | 3,572,780 | 955,381 | 2,085,854 | 9,892 | 7,356 | 4,376 | 2,950 | 797 | 1,740 |
| Colored farmers, total..... | 3,639,717 | 2,699,535 | 1,530,290 | 1,169,245 | 276,615 | 663,567 | 6,618 | 4,908 | 2,782 | 2,126 | 503 | 1,206 |
| Owners..... | 2,111,251 | 1,502,615 | 834,270 | 668,345 | 187,525 | 421,111 | 4,921 | 3,503 | 1,945 | 1,558 | 437 | 982 |
| Owning entire farm..... | 1,890,271 | 1,344,075 | 747,780 | 596,295 | 167,922 | 375,274 | 4,834 | 3,438 | 1,912 | 1,522 | 429 | 967 |
| Hiring additional land..... | 220,980 | 158,540 | 86,490 | 72,050 | 19,603 | 42,837 | 5,815 | 4,172 | 2,276 | 1,896 | 516 | 1,127 |
| Managers..... | 611,454 | 466,940 | 215,700 | 251,150 | 39,260 | 105,254 | 24,458 | 18,678 | 8,632 | 10,046 | 1,570 | 4,210 |
| Tenants..... | 917,012 | 729,980 | 430,230 | 249,750 | 49,830 | 137,202 | 9,552 | 7,604 | 5,002 | 2,602 | 519 | 1,429 |
| Share..... | 449,411 | 342,240 | 226,240 | 116,000 | 28,875 | 78,206 | 9,770 | 7,440 | 4,918 | 2,522 | 628 | 1,702 |
| Share-cash..... | 8,443 | 8,000 | 6,800 | 1,200 | 200 | 243 | 8,443 | 8,000 | 6,800 | 1,200 | 200 | 243 |
| Cash..... | 418,689 | 347,440 | 229,990 | 117,450 | 17,030 | 49,219 | 9,850 | 8,272 | 5,476 | 2,796 | 405 | 1,172 |
| Unspecified..... | 45,469 | 32,300 | 17,200 | 15,100 | 3,725 | 9,444 | 6,496 | 4,614 | 2,457 | 2,157 | 532 | 1,349 |

TABLE 22.—VALUE OF ALL FARM PROPERTY AND OF THE SEVERAL CLASSES, WITH AVERAGE PER FARM, BY COLOR AND TENURE (DETAILED CLASSIFICATION), BY DIVISIONS AND STATES: 1920—Continued.

| DIVISION OR STATE AND COLOR AND TENURE. | VALUE OF FARM PROPERTY. | | | | | | AVERAGE VALUE PER FARM. | | | | | |
|---|-------------------------|----------------------|----------------------|----------------------|---------------------------|---------------------|-------------------------|---------------------|----------------|----------------|---------------------------|----------------|
| | All farm property. | Land and buildings. | | | Implements and machinery. | Live stock | All farm property. | Land and buildings. | | | Implements and machinery. | Live stock. |
| | | Total. | Land alone. | Buildings. | | | | Total. | Land alone. | Buildings. | | |
| MIDDLE ATLANTIC—Con. | | | | | | | | | | | | |
| New Jersey. | | | | | | | | | | | | |
| White farmers, total..... | \$309,193,917 | \$248,174,396 | \$140,827,209 | \$107,347,187 | \$25,273,751 | \$35,745,770 | \$10,601 | \$8,509 | \$4,828 | \$3,680 | \$867 | \$1,226 |
| Owners..... | 197,808,235 | 158,539,100 | 86,134,502 | 72,404,598 | 17,136,263 | 22,133,875 | 9,156 | 7,338 | 3,987 | 3,251 | 793 | 1,025 |
| Owning entire farm..... | 183,065,820 | 146,640,460 | 78,785,522 | 67,783,938 | 15,891,124 | 20,625,236 | 8,233 | 7,151 | 3,545 | 3,207 | 775 | 1,006 |
| Hiring additional land..... | 14,742,418 | 11,898,640 | 7,348,980 | 4,640,660 | 1,244,139 | 1,508,639 | 13,270 | 10,792 | 6,615 | 4,177 | 1,120 | 1,358 |
| Managers..... | 33,558,909 | 28,781,541 | 17,222,667 | 11,558,874 | 1,927,433 | 2,846,935 | 34,701 | 29,764 | 17,810 | 11,953 | 1,993 | 2,944 |
| Tenants..... | 77,829,770 | 60,853,755 | 37,470,040 | 23,383,715 | 6,211,055 | 10,764,900 | 11,800 | 9,226 | 5,681 | 3,545 | 942 | 1,632 |
| Share..... | 44,874,584 | 34,178,830 | 20,323,930 | 13,854,900 | 3,917,347 | 6,778,407 | 12,047 | 9,861 | 5,861 | 3,907 | 1,130 | 1,956 |
| Share-cash..... | 413,637 | 264,640 | 164,440 | 100,200 | 29,170 | 119,827 | 10,606 | 6,786 | 4,216 | 2,569 | 748 | 8,072 |
| Cash..... | 30,790,700 | 25,043,790 | 16,208,975 | 8,835,215 | 2,110,982 | 3,635,028 | 10,632 | 8,648 | 5,697 | 3,051 | 729 | 1,256 |
| Unspecified..... | 1,750,849 | 1,366,495 | 773,095 | 593,400 | 153,556 | 230,798 | 8,979 | 7,008 | 3,965 | 3,043 | 787 | 1,184 |
| Colored farmers, total..... | 2,654,031 | 2,149,590 | 1,355,289 | 794,301 | 185,454 | 318,987 | 4,961 | 4,018 | 2,533 | 1,485 | 347 | 596 |
| Owners..... | 931,412 | 760,715 | 436,264 | 323,451 | 66,980 | 104,717 | 3,268 | 2,666 | 1,531 | 1,135 | 235 | 367 |
| Owning entire farm..... | 834,867 | 680,225 | 397,674 | 282,551 | 61,130 | 93,512 | 3,223 | 2,626 | 1,535 | 1,001 | 236 | 361 |
| Hiring additional land..... | 96,545 | 79,490 | 38,990 | 40,900 | 5,850 | 11,205 | 3,713 | 3,057 | 1,484 | 1,573 | 225 | 431 |
| Managers..... | 311,793 | 257,500 | 145,700 | 111,800 | 17,925 | 36,368 | 15,590 | 12,875 | 7,285 | 5,590 | 896 | 1,318 |
| Tenants..... | 1,410,820 | 1,132,375 | 773,325 | 359,050 | 109,549 | 177,002 | 6,134 | 4,923 | 3,362 | 1,501 | 437 | 773 |
| Share..... | 919,231 | 701,800 | 448,300 | 253,500 | 80,539 | 136,892 | 6,860 | 5,237 | 3,346 | 1,892 | 601 | 1,022 |
| Share-cash..... | 4,605 | 3,000 | 2,000 | 1,000 | 700 | 305 | 4,605 | 3,000 | 2,000 | 1,000 | 700 | 805 |
| Cash..... | 466,623 | 410,075 | 311,975 | 98,100 | 18,335 | 38,113 | 5,362 | 4,714 | 3,580 | 1,128 | 211 | 438 |
| Unspecified..... | 20,567 | 17,500 | 11,050 | 6,460 | 975 | 2,062 | 2,571 | 2,188 | 1,381 | 806 | 122 | 262 |
| Pennsylvania. | | | | | | | | | | | | |
| White farmers, total..... | 1,725,384,265 | 1,323,490,968 | 724,231,381 | 599,259,587 | 163,597,179 | 238,296,118 | 8,850 | 6,558 | 3,589 | 2,970 | 811 | 1,181 |
| Owners..... | 1,141,930,221 | 860,964,702 | 445,100,019 | 415,864,683 | 117,305,856 | 168,059,663 | 7,452 | 5,610 | 2,905 | 2,714 | 766 | 1,068 |
| Owning entire farm..... | 1,060,429,369 | 798,669,895 | 408,890,559 | 380,779,339 | 109,616,683 | 152,142,778 | 7,341 | 5,529 | 2,830 | 2,698 | 769 | 1,053 |
| Hiring additional land..... | 81,500,852 | 62,294,804 | 36,209,460 | 20,085,344 | 7,689,173 | 11,616,885 | 9,286 | 7,068 | 4,125 | 2,972 | 876 | 1,312 |
| Managers..... | 119,563,957 | 100,759,753 | 58,227,413 | 42,532,340 | 7,080,197 | 11,724,007 | 26,899 | 22,668 | 13,100 | 9,569 | 1,593 | 2,638 |
| Tenants..... | 463,890,087 | 361,766,513 | 220,903,940 | 140,862,564 | 39,211,126 | 62,012,448 | 10,515 | 8,200 | 5,007 | 3,193 | 889 | 1,426 |
| Share..... | 292,709,527 | 221,357,392 | 127,619,415 | 93,737,677 | 27,271,139 | 44,080,098 | 10,984 | 8,306 | 4,789 | 3,518 | 1,023 | 1,654 |
| Share-cash..... | 7,415,067 | 5,739,900 | 3,230,475 | 2,509,425 | 641,927 | 1,033,240 | 10,186 | 7,884 | 4,437 | 3,447 | 882 | 1,410 |
| Cash..... | 150,803,003 | 124,411,327 | 84,358,670 | 40,052,787 | 10,243,340 | 16,148,336 | 9,960 | 8,217 | 5,572 | 2,645 | 677 | 1,067 |
| Unspecified..... | 12,962,490 | 10,257,894 | 5,695,489 | 4,562,405 | 1,054,720 | 1,649,876 | 8,107 | 6,415 | 3,562 | 2,853 | 660 | 1,032 |
| Colored farmers, total..... | 3,968,769 | 3,281,060 | 1,926,670 | 1,334,390 | 229,186 | 478,523 | 8,800 | 7,231 | 4,272 | 2,959 | 598 | 1,061 |
| Owners..... | 1,222,486 | 918,910 | 449,845 | 469,065 | 94,259 | 209,317 | 4,684 | 3,521 | 1,724 | 1,797 | 361 | 802 |
| Owning entire farm..... | 1,089,405 | 821,055 | 401,205 | 419,850 | 87,129 | 181,221 | 4,577 | 3,450 | 1,696 | 1,764 | 366 | 761 |
| Hiring additional land..... | 133,081 | 97,855 | 48,640 | 49,215 | 7,130 | 28,096 | 5,786 | 4,255 | 2,115 | 2,140 | 310 | 1,222 |
| Managers..... | 1,197,929 | 1,078,525 | 602,625 | 475,900 | 67,975 | 51,429 | 26,621 | 23,067 | 13,392 | 10,576 | 1,511 | 1,143 |
| Tenants..... | 1,548,354 | 1,263,625 | 874,209 | 389,425 | 66,952 | 217,777 | 10,678 | 8,715 | 6,029 | 2,680 | 402 | 1,502 |
| Share..... | 726,171 | 539,720 | 349,745 | 189,975 | 38,102 | 148,259 | 11,904 | 8,848 | 5,734 | 3,114 | 620 | 2,430 |
| Share-cash..... | 25,443 | 24,600 | 12,400 | 12,200 | 660 | 183 | 8,481 | 8,200 | 4,133 | 4,067 | 220 | 61 |
| Cash..... | 784,418 | 688,905 | 505,155 | 183,750 | 27,955 | 67,558 | 9,929 | 8,720 | 6,394 | 2,326 | 354 | 855 |
| Unspecified..... | 12,322 | 10,400 | 6,900 | 3,500 | 145 | 1,777 | 6,101 | 5,200 | 3,450 | 1,750 | 73 | 889 |
| EAST NORTH CENTRAL. | | | | | | | | | | | | |
| Ohio. | | | | | | | | | | | | |
| White farmers, total..... | 3,084,932,339 | 2,652,309,467 | 2,008,056,504 | 644,252,963 | 146,148,088 | 286,534,734 | 12,094 | 10,398 | 7,872 | 2,526 | 573 | 1,123 |
| Owners..... | 1,841,805,135 | 1,568,080,923 | 1,142,219,120 | 425,861,803 | 93,461,670 | 180,262,542 | 10,410 | 8,863 | 6,466 | 2,407 | 528 | 1,019 |
| Owning entire farm..... | 1,535,545,175 | 1,303,748,220 | 934,177,834 | 369,570,386 | 78,859,668 | 152,937,289 | 9,830 | 8,346 | 5,980 | 2,369 | 505 | 979 |
| Hiring additional land..... | 306,259,960 | 264,332,703 | 208,041,286 | 59,291,417 | 14,602,004 | 27,325,253 | 14,782 | 12,758 | 10,041 | 2,717 | 705 | 1,319 |
| Managers..... | 97,800,349 | 86,673,986 | 64,824,160 | 21,849,817 | 3,516,576 | 7,660,787 | 32,308 | 28,615 | 21,401 | 7,214 | 1,161 | 2,532 |
| Tenants..... | 1,145,326,855 | 997,554,558 | 801,013,215 | 196,541,848 | 49,169,842 | 98,602,455 | 15,247 | 13,280 | 10,664 | 2,616 | 655 | 1,313 |
| Share..... | 800,309,334 | 697,193,133 | 560,037,308 | 137,155,735 | 34,831,504 | 68,778,637 | 15,923 | 13,863 | 11,136 | 2,727 | 693 | 1,368 |
| Share-cash..... | 32,634,336 | 28,977,834 | 24,824,242 | 4,153,592 | 1,144,495 | 2,412,007 | 20,820 | 18,552 | 15,938 | 2,059 | 733 | 1,144 |
| Cash..... | 257,507,120 | 223,804,212 | 178,332,158 | 45,272,056 | 10,977,444 | 22,925,470 | 13,425 | 11,668 | 9,207 | 2,360 | 572 | 1,195 |
| Unspecified..... | 54,482,059 | 47,779,379 | 37,819,419 | 9,659,960 | 2,216,339 | 4,486,341 | 13,344 | 11,702 | 9,203 | 2,439 | 543 | 1,099 |
| Colored farmers, total..... | 10,673,997 | 9,126,482 | 7,056,495 | 2,069,987 | 427,181 | 1,120,334 | 6,605 | 5,648 | 4,367 | 1,281 | 264 | 693 |
| Owners..... | 5,000,776 | 4,173,124 | 3,040,102 | 1,133,022 | 217,753 | 609,899 | 4,749 | 3,963 | 2,887 | 1,076 | 207 | 579 |
| Owning entire farm..... | 4,107,040 | 3,406,064 | 2,426,542 | 986,122 | 185,889 | 514,537 | 4,553 | 3,777 | 2,684 | 1,093 | 206 | 570 |
| Hiring additional land..... | 893,736 | 766,460 | 613,560 | 146,900 | 31,914 | 95,362 | 5,919 | 5,076 | 4,103 | 973 | 211 | 632 |
| Managers..... | 851,182 | 737,360 | 557,810 | 179,550 | 39,765 | 74,057 | 23,644 | 20,482 | 15,495 | 4,988 | 1,106 | 2,057 |
| Tenants..... | 4,822,039 | 4,215,998 | 3,458,583 | 757,415 | 160,663 | 436,378 | 9,150 | 8,000 | 6,563 | 1,437 | 322 | 828 |
| Share..... | 3,365,730 | 2,936,003 | 2,392,873 | 543,130 | 115,388 | 314,339 | 8,099 | 7,850 | 6,398 | 1,452 | 359 | 840 |
| Share-cash..... | 162,346 | 148,980 | 127,380 | 21,000 | 3,390 | 9,976 | 10,147 | 9,311 | 7,961 | 1,350 | 212 | 624 |
| Cash..... | 1,006,907 | 884,705 | 737,910 | 146,795 | 46,875 | 82,632 | 8,606 | 7,562 | 6,307 | 1,255 | 338 | 706 |
| Unspecified..... | 287,056 | 246,310 | 200,420 | 45,890 | 11,315 | 29,431 | 14,353 | 12,316 | 10,021 | 2,205 | 566 | 1,472 |

TABLE 22.—VALUE OF ALL FARM PROPERTY AND OF THE SEVERAL CLASSES, WITH AVERAGE PER FARM, BY COLOR AND TENURE (DETAILED CLASSIFICATION), BY DIVISIONS AND STATES: 1920—Continued.

| DIVISION OR STATE AND COLOR AND TENURE. | VALUE OF FARM PROPERTY. | | | | | | AVERAGE VALUE PER FARM. | | | | | |
|---|-------------------------|------------------------|------------------------|----------------------|---------------------------|----------------------|-------------------------|---------------------|-----------------|----------------|---------------------------|----------------|
| | All farm property. | Land and buildings. | | | Implements and machinery. | Live stock. | All farm property. | Land and buildings. | | | Implements and machinery. | Live stock. |
| | | Total. | Land alone. | Buildings. | | | | Total. | Land alone. | Buildings. | | |
| EAST NORTH CENTRAL—CON. | | | | | | | | | | | | |
| Indiana. | | | | | | | | | | | | |
| White farmers, total..... | \$3,037,485,093 | \$2,649,387,943 | \$2,198,942,016 | \$450,445,927 | \$127,272,631 | \$260,824,519 | \$14,849 | \$12,052 | \$10,750 | \$2,202 | \$622 | \$1,275 |
| Owners..... | 1,746,939,544 | 1,505,952,568 | 1,213,305,413 | 292,647,155 | 79,712,381 | 161,274,095 | 12,760 | 11,000 | 8,862 | 2,138 | 582 | 1,178 |
| Owning entire farm..... | 1,314,693,090 | 1,128,283,224 | 893,340,079 | 234,943,143 | 61,460,076 | 124,940,792 | 11,691 | 10,092 | 7,944 | 2,089 | 547 | 1,111 |
| Hiring additional land..... | 432,246,454 | 377,669,346 | 319,965,334 | 57,704,012 | 18,249,805 | 36,333,303 | 17,077 | 15,445 | 13,086 | 2,800 | 746 | 1,486 |
| Managers..... | 74,221,537 | 65,245,276 | 54,335,613 | 10,909,663 | 2,324,051 | 6,652,210 | 32,061 | 28,184 | 23,471 | 4,713 | 1,004 | 2,874 |
| Tenants..... | 1,216,324,012 | 1,078,190,099 | 931,300,990 | 146,889,109 | 45,235,699 | 92,893,214 | 13,617 | 16,502 | 14,254 | 2,248 | 692 | 1,422 |
| Share..... | 922,417,761 | 817,277,404 | 705,183,902 | 112,093,502 | 34,237,693 | 70,962,664 | 19,103 | 16,925 | 14,604 | 2,321 | 709 | 1,408 |
| Share-cash..... | 103,675,674 | 94,618,664 | 85,563,120 | 9,055,544 | 3,199,074 | 5,857,936 | 27,819 | 24,932 | 22,546 | 2,338 | 843 | 1,544 |
| Cash..... | 154,244,598 | 134,634,888 | 113,823,895 | 20,811,093 | 6,475,399 | 13,134,211 | 14,601 | 12,745 | 10,775 | 1,970 | 613 | 1,243 |
| Unspecified..... | 35,985,979 | 31,689,043 | 26,730,073 | 4,928,970 | 1,323,633 | 3,003,403 | 13,383 | 11,774 | 9,941 | 1,839 | 492 | 1,117 |
| Colored farmers, total..... | 4,826,154 | 4,256,030 | 3,624,320 | 631,710 | 130,455 | 439,669 | 8,437 | 7,441 | 6,338 | 1,104 | 228 | 769 |
| Owners..... | 2,136,288 | 1,832,910 | 1,474,565 | 358,345 | 62,805 | 241,073 | 6,981 | 5,900 | 4,819 | 1,171 | 204 | 788 |
| Owning entire farm..... | 1,296,038 | 1,092,980 | 860,510 | 232,470 | 41,423 | 161,463 | 6,114 | 5,166 | 4,059 | 1,097 | 196 | 762 |
| Hiring additional land..... | 840,220 | 739,930 | 614,055 | 125,875 | 20,680 | 79,610 | 8,939 | 7,872 | 6,533 | 1,339 | 220 | 847 |
| Managers..... | 292,886 | 264,140 | 227,340 | 36,800 | 11,300 | 17,446 | 20,920 | 18,887 | 16,239 | 2,629 | 507 | 1,246 |
| Tenants..... | 2,396,980 | 2,168,980 | 1,922,415 | 236,565 | 58,850 | 181,150 | 9,512 | 8,567 | 7,629 | 939 | 226 | 719 |
| Share..... | 1,337,666 | 1,647,090 | 1,464,525 | 182,566 | 45,180 | 145,396 | 9,880 | 8,855 | 7,874 | 982 | 243 | 732 |
| Share-cash..... | 126,774 | 122,800 | 116,800 | 6,000 | 1,210 | 2,784 | 25,355 | 24,560 | 23,300 | 1,200 | 242 | 563 |
| Cash..... | 387,405 | 349,350 | 309,150 | 40,200 | 9,455 | 28,600 | 7,696 | 6,850 | 6,062 | 738 | 185 | 561 |
| Unspecified..... | 45,135 | 39,740 | 31,940 | 7,800 | 1,005 | 4,390 | 4,514 | 3,974 | 3,104 | 780 | 101 | 439 |
| Illinois. | | | | | | | | | | | | |
| White farmers, total..... | 6,659,697,065 | 5,991,909,691 | 5,244,998,200 | 746,911,491 | 222,402,367 | 445,385,007 | 28,185 | 25,359 | 22,197 | 3,161 | 941 | 1,885 |
| Owners..... | 3,037,357,822 | 2,689,220,786 | 2,273,876,661 | 415,344,125 | 113,325,122 | 234,811,914 | 23,003 | 20,367 | 17,221 | 3,146 | 858 | 1,778 |
| Owning entire farm..... | 2,098,963,549 | 1,847,978,194 | 1,532,448,927 | 315,529,267 | 81,095,372 | 169,886,983 | 20,881 | 18,394 | 15,245 | 3,139 | 807 | 1,690 |
| Hiring additional land..... | 938,394,273 | 841,242,592 | 741,427,734 | 99,814,858 | 32,229,750 | 64,924,931 | 29,772 | 26,690 | 23,523 | 3,167 | 1,022 | 2,060 |
| Managers..... | 178,864,620 | 162,074,362 | 139,447,281 | 22,627,081 | 4,374,392 | 12,415,875 | 52,576 | 47,641 | 40,990 | 6,651 | 1,288 | 3,650 |
| Tenants..... | 3,443,474,614 | 3,140,614,543 | 2,831,674,258 | 308,940,285 | 104,792,353 | 198,157,218 | 34,146 | 31,143 | 28,079 | 3,063 | 1,038 | 1,965 |
| Share..... | 1,376,379,640 | 1,250,362,224 | 1,124,690,140 | 125,732,084 | 41,194,901 | 84,822,425 | 30,561 | 27,763 | 24,971 | 2,792 | 915 | 1,883 |
| Share-cash..... | 1,242,204,062 | 1,152,704,631 | 1,062,857,955 | 89,846,676 | 34,593,131 | 64,903,300 | 45,415 | 42,143 | 38,859 | 3,285 | 1,265 | 2,067 |
| Cash..... | 761,744,850 | 679,958,016 | 593,046,380 | 86,912,238 | 27,079,126 | 54,707,108 | 29,041 | 25,923 | 22,609 | 3,313 | 1,032 | 2,088 |
| Unspecified..... | 63,146,062 | 57,589,072 | 51,139,783 | 6,449,289 | 1,832,005 | 3,724,385 | 28,355 | 25,859 | 22,964 | 2,896 | 823 | 1,072 |
| Colored farmers, total..... | 7,070,170 | 6,083,875 | 5,296,552 | 787,323 | 217,238 | 769,057 | 7,917 | 6,813 | 5,931 | 882 | 243 | 861 |
| Owners..... | 3,058,909 | 2,542,200 | 2,067,002 | 475,198 | 110,288 | 406,431 | 5,728 | 4,761 | 3,871 | 890 | 207 | 761 |
| Owning entire farm..... | 2,006,712 | 1,670,840 | 1,333,797 | 337,043 | 75,001 | 260,841 | 5,263 | 4,374 | 3,492 | 882 | 196 | 683 |
| Hiring additional land..... | 1,052,267 | 871,360 | 733,205 | 138,155 | 35,267 | 145,640 | 6,923 | 5,733 | 4,824 | 900 | 222 | 958 |
| Managers..... | 280,720 | 244,000 | 224,500 | 20,100 | 7,220 | 28,900 | 31,191 | 27,178 | 24,944 | 2,233 | 802 | 3,211 |
| Tenants..... | 3,730,481 | 3,297,075 | 3,005,050 | 292,025 | 99,730 | 333,676 | 10,669 | 9,420 | 8,586 | 334 | 285 | 958 |
| Share..... | 1,943,555 | 1,702,065 | 1,667,910 | 134,155 | 47,485 | 104,005 | 7,965 | 6,976 | 6,426 | 550 | 195 | 795 |
| Share-cash..... | 752,990 | 688,010 | 624,910 | 63,700 | 23,475 | 40,905 | 27,889 | 25,504 | 23,145 | 2,359 | 869 | 1,515 |
| Cash..... | 905,685 | 845,110 | 768,590 | 79,520 | 26,395 | 91,180 | 13,796 | 12,116 | 10,980 | 1,136 | 377 | 1,303 |
| Unspecified..... | 68,251 | 58,290 | 43,640 | 14,650 | 2,375 | 7,586 | 7,583 | 6,477 | 4,849 | 1,028 | 264 | 843 |
| Michigan. | | | | | | | | | | | | |
| White farmers, total..... | 1,759,620,834 | 1,433,681,404 | 967,087,025 | 478,594,379 | 122,155,226 | 203,784,204 | 8,991 | 7,326 | 4,890 | 2,435 | 624 | 1,041 |
| Owners..... | 1,805,312,622 | 1,054,527,393 | 685,965,937 | 368,561,456 | 95,930,199 | 154,855,030 | 8,218 | 6,639 | 4,319 | 2,320 | 604 | 975 |
| Owning entire farm..... | 1,091,917,088 | 879,910,229 | 564,666,901 | 315,243,328 | 81,111,197 | 130,895,662 | 7,834 | 6,313 | 4,050 | 2,262 | 532 | 939 |
| Hiring additional land..... | 213,395,539 | 174,617,164 | 121,309,036 | 53,218,128 | 14,819,002 | 23,959,368 | 10,969 | 8,975 | 6,240 | 2,735 | 762 | 1,232 |
| Managers..... | 58,322,245 | 50,032,563 | 35,581,250 | 14,451,313 | 2,850,328 | 5,439,354 | 25,248 | 21,659 | 15,403 | 6,266 | 1,234 | 2,355 |
| Tenants..... | 395,985,967 | 329,121,448 | 235,539,898 | 93,581,610 | 23,374,699 | 43,489,820 | 11,458 | 9,523 | 6,815 | 2,708 | 676 | 1,258 |
| Share..... | 279,782,462 | 231,312,470 | 163,511,144 | 67,801,326 | 16,787,832 | 31,682,160 | 12,078 | 9,988 | 7,059 | 2,927 | 725 | 1,368 |
| Share-cash..... | 5,373,928 | 4,439,062 | 3,207,063 | 1,231,999 | 319,285 | 615,581 | 12,765 | 10,544 | 7,618 | 2,926 | 768 | 1,462 |
| Cash..... | 94,852,366 | 80,180,761 | 59,646,910 | 20,533,851 | 5,283,677 | 9,387,928 | 10,224 | 8,643 | 6,430 | 2,213 | 570 | 1,012 |
| Unspecified..... | 15,977,211 | 13,189,165 | 9,174,721 | 4,014,434 | 983,905 | 1,804,151 | 9,404 | 7,763 | 5,400 | 2,363 | 579 | 1,062 |
| Colored farmers, total..... | 3,713,944 | 3,004,806 | 2,099,513 | 905,293 | 234,710 | 474,428 | 5,067 | 4,099 | 2,864 | 1,235 | 320 | 647 |
| Owners..... | 2,461,447 | 1,951,559 | 1,359,633 | 597,902 | 153,763 | 356,149 | 4,872 | 3,466 | 2,404 | 1,062 | 273 | 633 |
| Owning entire farm..... | 1,973,800 | 1,558,885 | 1,062,328 | 496,557 | 123,025 | 291,290 | 4,061 | 3,208 | 2,186 | 1,022 | 254 | 599 |
| Hiring additional land..... | 487,647 | 392,650 | 291,305 | 101,345 | 30,138 | 64,859 | 6,333 | 5,099 | 3,753 | 1,316 | 391 | 842 |
| Managers..... | 188,594 | 165,481 | 99,197 | 66,284 | 17,400 | 5,713 | 20,955 | 18,387 | 11,022 | 7,365 | 1,933 | 635 |
| Tenants..... | 1,063,903 | 887,790 | 640,683 | 241,107 | 63,547 | 112,566 | 6,008 | 5,514 | 4,017 | 1,498 | 395 | 699 |
| Share..... | 860,486 | 719,665 | 526,858 | 192,207 | 51,657 | 89,764 | 7,418 | 6,199 | 4,642 | 1,657 | 445 | 774 |
| Share-cash..... | 8,540 | 8,000 | 7,900 | 200 | 250 | 290 | 8,540 | 8,000 | 7,800 | 200 | 250 | 290 |
| Cash..... | 173,878 | 143,130 | 100,880 | 42,250 | 11,255 | 18,993 | 4,954 | 4,089 | 2,882 | 1,207 | 322 | 543 |
| Unspecified..... | 21,499 | 17,695 | 11,145 | 6,450 | 885 | 3,519 | 2,389 | 1,955 | 1,238 | 717 | 43 | 391 |

TABLE 22.—VALUE OF ALL FARM PROPERTY AND OF THE SEVERAL CLASSES, WITH AVERAGE PER FARM, BY COLOR AND TENURE (DETAILED CLASSIFICATION), BY DIVISIONS AND STATES: 1920—Continued.

| DIVISION OR STATE AND COLOR AND TENURE. | VALUE OF FARM PROPERTY. | | | | | | AVERAGE VALUE PER FARM. | | | | | |
|---|-------------------------|------------------------|------------------------|----------------------|---------------------------|----------------------|-------------------------|---------------------|----------------|----------------|---------------------------|----------------|
| | All farm property. | Land and buildings. | | | Implements and machinery. | Live stock. | All farm property. | Land and buildings. | | | Implements and machinery. | Live stock. |
| | | Total. | Land alone. | Buildings. | | | | Total. | Land alone. | Buildings. | | |
| EAST NORTH CENTRAL—Con. | | | | | | | | | | | | |
| Wisconsin. | | | | | | | | | | | | |
| White farmers, total | \$2,674,614,028 | \$2,185,759,465 | \$1,617,367,667 | \$568,391,798 | \$168,918,522 | \$321,936,041 | \$14,179 | \$11,587 | \$8,574 | \$3,013 | \$885 | \$1,707 |
| Owners..... | 2,111,635,778 | 1,717,720,939 | 1,252,249,171 | 465,471,768 | 138,542,273 | 255,372,566 | 13,282 | 10,804 | 7,877 | 2,928 | 871 | 1,606 |
| Owning entire farm..... | 1,947,662,226 | 1,682,833,714 | 1,149,780,198 | 433,053,510 | 128,491,612 | 236,336,900 | 13,090 | 10,638 | 7,727 | 2,910 | 864 | 1,583 |
| Hiring additional land..... | 163,973,552 | 134,887,225 | 102,468,973 | 32,418,252 | 10,050,661 | 19,035,666 | 16,095 | 13,240 | 10,058 | 3,182 | 987 | 1,868 |
| Managers..... | 66,069,803 | 55,527,442 | 40,412,336 | 15,115,106 | 3,104,458 | 7,377,903 | 27,257 | 22,907 | 16,672 | 6,236 | 1,305 | 3,044 |
| Tenants..... | 496,908,447 | 412,511,084 | 324,706,160 | 87,804,924 | 26,211,701 | 59,185,572 | 13,251 | 15,151 | 11,926 | 3,225 | 926 | 2,174 |
| Share..... | 292,387,828 | 243,045,625 | 191,015,353 | 51,130,172 | 14,216,111 | 35,126,192 | 20,061 | 16,676 | 13,167 | 3,508 | 975 | 2,410 |
| Share-cash..... | 6,766,563 | 5,435,010 | 4,306,710 | 1,128,300 | 338,492 | 993,091 | 13,954 | 15,224 | 12,064 | 3,161 | 948 | 2,732 |
| Cash..... | 186,344,698 | 164,529,232 | 121,186,395 | 33,342,837 | 10,049,752 | 21,765,614 | 16,240 | 13,558 | 10,632 | 2,925 | 882 | 1,910 |
| Unspecified..... | 11,409,458 | 9,501,317 | 7,297,702 | 2,208,615 | 607,466 | 1,300,675 | 12,734 | 10,604 | 8,145 | 2,459 | 678 | 1,452 |
| Colored farmers, total | 2,668,969 | 2,122,508 | 1,545,392 | 577,116 | 170,397 | 376,074 | 4,026 | 3,201 | 2,331 | 870 | 257 | 567 |
| Owners..... | 2,433,673 | 1,954,483 | 1,426,102 | 528,381 | 168,237 | 320,953 | 3,875 | 3,112 | 2,271 | 841 | 252 | 511 |
| Owning entire farm..... | 2,288,450 | 1,839,753 | 1,332,587 | 507,166 | 160,313 | 298,384 | 3,840 | 3,087 | 2,236 | 851 | 252 | 501 |
| Hiring additional land..... | 145,223 | 114,730 | 93,515 | 21,215 | 7,924 | 22,569 | 4,538 | 3,585 | 2,922 | 668 | 248 | 705 |
| Managers..... | 106,779 | 66,500 | 45,500 | 21,000 | 4,990 | 35,289 | 35,593 | 22,167 | 15,167 | 7,000 | 1,663 | 11,763 |
| Tenants..... | 128,517 | 101,525 | 73,790 | 27,735 | 7,160 | 19,832 | 4,016 | 3,173 | 2,306 | 887 | 224 | 620 |
| Share..... | 40,687 | 32,400 | 19,550 | 12,890 | 1,420 | 6,867 | 4,521 | 3,000 | 2,172 | 1,428 | 158 | 763 |
| Share-cash..... | 3,855 | 2,900 | 2,000 | 800 | 400 | 65 | 3,803 | 3,400 | 2,900 | 500 | 400 | 65 |
| Cash..... | 83,956 | 65,726 | 51,340 | 14,385 | 5,340 | 12,900 | 3,817 | 2,988 | 2,334 | 654 | 248 | 586 |
| Unspecified..... | | | | | | | | | | | | |
| WEST NORTH CENTRAL. | | | | | | | | | | | | |
| Minnesota. | | | | | | | | | | | | |
| White farmers, total | 3,786,230,388 | 3,300,302,223 | 2,749,640,002 | 550,662,221 | 181,021,121 | 304,907,044 | 21,239 | 18,513 | 15,424 | 3,089 | 1,015 | 1,710 |
| Owners..... | 2,536,609,747 | 2,101,052,872 | 1,788,482,079 | 402,570,793 | 130,330,718 | 215,228,157 | 19,135 | 16,528 | 13,491 | 3,037 | 988 | 1,624 |
| Owning entire farm..... | 2,024,631,026 | 1,744,077,467 | 1,407,291,788 | 339,780,679 | 105,864,246 | 175,189,310 | 17,901 | 15,473 | 12,435 | 2,988 | 936 | 1,564 |
| Hiring additional land..... | 511,978,721 | 446,975,405 | 381,191,291 | 65,784,114 | 24,966,472 | 40,038,847 | 25,798 | 22,522 | 19,207 | 3,315 | 1,253 | 2,017 |
| Managers..... | 58,155,402 | 50,230,658 | 40,223,519 | 10,002,139 | 2,144,474 | 5,789,270 | 36,461 | 31,493 | 25,222 | 6,271 | 1,344 | 3,624 |
| Tenants..... | 1,191,465,239 | 1,050,018,693 | 920,929,404 | 188,089,289 | 48,545,929 | 83,900,617 | 27,012 | 24,000 | 20,878 | 2,131 | 1,101 | 1,992 |
| Share..... | 496,683,708 | 430,455,041 | 370,470,349 | 59,984,692 | 21,075,188 | 36,168,479 | 26,187 | 23,169 | 20,007 | 3,103 | 1,111 | 1,906 |
| Share-cash..... | 284,311,938 | 237,437,290 | 230,302,068 | 27,124,568 | 10,236,100 | 16,568,567 | 33,952 | 30,748 | 27,509 | 3,239 | 1,225 | 1,979 |
| Cash..... | 375,378,909 | 330,677,195 | 284,032,071 | 46,645,124 | 15,764,500 | 28,947,212 | 24,636 | 21,702 | 18,641 | 3,061 | 1,034 | 1,900 |
| Unspecified..... | 35,089,689 | 31,399,191 | 27,064,280 | 4,234,906 | 1,460,141 | 2,226,357 | 22,917 | 20,509 | 17,678 | 2,831 | 954 | 1,454 |
| Colored farmers, total | 1,189,730 | 866,102 | 638,430 | 177,672 | 66,847 | 256,781 | 5,747 | 4,184 | 3,326 | 858 | 323 | 1,240 |
| Owners..... | 979,739 | 698,182 | 557,335 | 140,847 | 58,156 | 223,401 | 5,535 | 3,945 | 3,149 | 796 | 329 | 1,262 |
| Owning entire farm..... | 785,999 | 525,787 | 402,490 | 123,297 | 51,766 | 208,446 | 4,943 | 3,507 | 2,531 | 775 | 326 | 1,311 |
| Hiring additional land..... | 193,740 | 172,395 | 154,845 | 17,550 | 6,390 | 14,955 | 10,703 | 9,578 | 8,603 | 975 | 355 | 831 |
| Managers..... | 7,577 | 4,000 | 2,000 | 2,000 | 1,000 | 2,577 | 7,577 | 4,000 | 2,000 | 2,000 | 1,000 | 2,577 |
| Tenants..... | 202,414 | 163,920 | 129,095 | 34,825 | 7,691 | 30,803 | 6,980 | 5,652 | 4,452 | 1,201 | 265 | 1,002 |
| Share..... | 113,235 | 86,525 | 62,750 | 23,775 | 4,150 | 22,560 | 12,582 | 9,614 | 6,972 | 2,042 | 491 | 2,007 |
| Share-cash..... | 12,510 | 11,000 | 9,900 | 7,100 | 4,400 | 1,110 | 12,510 | 11,000 | 9,900 | 1,100 | 400 | 1,110 |
| Cash..... | 62,145 | 43,595 | 36,145 | 7,450 | 2,866 | 5,634 | 3,725 | 3,114 | 2,582 | 632 | 206 | 406 |
| Unspecified..... | 24,524 | 22,800 | 20,300 | 2,500 | 275 | 1,449 | 4,905 | 4,560 | 4,000 | 500 | 55 | 299 |
| Iowa. | | | | | | | | | | | | |
| White farmers, total | 8,523,312,759 | 7,600,441,690 | 6,677,866,277 | 922,575,413 | 309,122,421 | 613,748,648 | 39,954 | 35,628 | 31,303 | 4,325 | 1,448 | 2,877 |
| Owners..... | 4,543,714,016 | 4,010,757,910 | 3,447,714,783 | 563,043,127 | 179,025,967 | 353,930,139 | 37,300 | 32,925 | 28,303 | 4,622 | 1,470 | 2,905 |
| Owning entire farm..... | 3,519,024,464 | 3,101,886,840 | 2,643,713,288 | 458,173,602 | 141,233,014 | 275,853,710 | 35,564 | 31,349 | 26,718 | 4,630 | 1,423 | 2,738 |
| Hiring additional land..... | 1,024,689,552 | 908,871,070 | 804,001,545 | 104,869,625 | 37,742,053 | 78,076,429 | 44,833 | 39,748 | 35,161 | 4,586 | 1,651 | 3,416 |
| Managers..... | 140,718,205 | 125,849,751 | 110,545,702 | 15,304,049 | 3,089,670 | 11,778,784 | 56,604 | 50,623 | 44,467 | 6,156 | 1,243 | 4,738 |
| Tenants..... | 3,838,880,538 | 3,463,834,029 | 3,119,605,702 | 344,228,237 | 127,006,784 | 248,039,725 | 43,119 | 38,906 | 35,040 | 3,886 | 1,427 | 2,786 |
| Share..... | 1,061,969,294 | 955,220,208 | 859,048,464 | 96,171,744 | 33,536,728 | 73,212,358 | 41,499 | 37,328 | 33,570 | 3,758 | 1,311 | 2,801 |
| Share-cash..... | 810,276,494 | 745,540,117 | 683,228,317 | 62,311,800 | 24,364,029 | 40,372,348 | 40,410 | 45,463 | 41,663 | 3,500 | 1,456 | 2,462 |
| Cash..... | 1,885,505,801 | 1,689,936,260 | 1,512,606,167 | 177,330,103 | 64,605,688 | 128,963,653 | 42,302 | 37,015 | 33,936 | 3,979 | 1,494 | 2,803 |
| Unspecified..... | 81,128,949 | 73,137,444 | 64,722,854 | 8,414,680 | 2,500,339 | 5,491,166 | 32,859 | 29,622 | 26,214 | 3,408 | 1,013 | 2,224 |
| Colored farmers, total | 1,558,197 | 1,330,600 | 1,154,300 | 176,300 | 49,977 | 177,620 | 14,295 | 12,207 | 10,590 | 1,617 | 459 | 1,630 |
| Owners..... | 784,702 | 683,250 | 584,550 | 98,700 | 23,742 | 72,710 | 10,604 | 9,233 | 7,899 | 1,334 | 388 | 938 |
| Owning entire farm..... | 646,594 | 565,510 | 489,460 | 76,050 | 23,387 | 57,697 | 10,777 | 9,425 | 8,153 | 1,268 | 300 | 962 |
| Hiring additional land..... | 138,108 | 117,740 | 95,090 | 22,650 | 5,355 | 15,013 | 9,865 | 8,410 | 6,792 | 1,618 | 383 | 1,072 |
| Managers..... | 54,523 | 51,000 | 48,500 | 2,500 | 300 | 2,723 | 54,523 | 51,000 | 48,500 | 2,500 | 300 | 2,723 |
| Tenants..... | 718,972 | 596,350 | 521,250 | 75,100 | 20,435 | 102,187 | 21,146 | 17,540 | 15,331 | 2,209 | 601 | 3,064 |
| Share..... | 407,259 | 364,675 | 328,825 | 35,850 | 9,235 | 33,349 | 25,454 | 22,792 | 20,552 | 2,241 | 677 | 2,086 |
| Share-cash..... | 23,085 | 7,000 | 6,650 | 350 | 200 | 15,855 | 11,543 | 3,500 | 3,325 | 175 | 100 | 7,943 |
| Cash..... | 267,244 | 205,475 | 170,075 | 35,400 | 10,250 | 51,519 | 19,089 | 14,677 | 12,148 | 2,529 | 732 | 3,680 |
| Unspecified..... | 21,384 | 19,200 | 15,700 | 3,500 | 750 | 1,434 | 10,692 | 9,600 | 7,850 | 1,750 | 375 | 717 |

TABLE 22.—VALUE OF ALL FARM PROPERTY AND OF THE SEVERAL CLASSES, WITH AVERAGE PER FARM, BY COLOR AND TENURE (DETAILED CLASSIFICATION), BY DIVISIONS AND STATES: 1920—Continued.

| DIVISION OR STATE AND COLOR AND TENURE. | VALUE OF FARM PROPERTY. | | | | | | AVERAGE VALUE PER FARM. | | | | | |
|---|-------------------------|---------------------|-----------------|---------------|---------------------------|---------------|-------------------------|---------------------|-------------|------------|---------------------------|-------------|
| | All farm property. | Land and buildings. | | | Implements and machinery. | Live stock. | All farm property. | Land and buildings. | | | Implements and machinery. | Live stock. |
| | | Total. | Land alone. | Buildings. | | | | Total. | Land alone. | Buildings. | | |
| WEST NORTH CENTRAL—Con. | | | | | | | | | | | | |
| Missouri. | | | | | | | | | | | | |
| White farmers, total | \$3,571,857,295 | \$3,046,425,098 | \$2,579,804,597 | \$466,620,496 | \$137,706,398 | \$387,825,804 | \$13,729 | \$11,709 | \$9,918 | \$1,793 | \$520 | \$1,481 |
| Owners..... | 2,466,597,321 | 2,080,967,896 | 1,734,040,306 | 346,327,560 | 100,862,127 | 284,767,828 | 13,450 | 11,347 | 9,459 | 1,889 | 550 | 1,553 |
| Owning entire farm..... | 1,938,419,264 | 1,630,102,693 | 1,344,722,006 | 285,380,687 | 79,826,781 | 228,489,810 | 12,707 | 10,686 | 8,815 | 1,571 | 523 | 1,408 |
| Hiring additional land..... | 528,178,057 | 450,865,178 | 389,918,300 | 60,946,873 | 21,035,346 | 56,277,518 | 17,127 | 14,620 | 12,644 | 1,976 | 632 | 1,825 |
| Managers..... | 84,465,973 | 73,402,741 | 60,529,190 | 12,873,551 | 2,135,177 | 8,928,055 | 38,411 | 33,380 | 27,526 | 5,854 | 971 | 4,060 |
| Tenants..... | 1,020,894,001 | 892,054,486 | 784,635,101 | 107,410,385 | 34,709,094 | 94,130,421 | 13,686 | 11,959 | 10,519 | 1,440 | 485 | 1,262 |
| Share..... | 688,324,848 | 513,854,454 | 452,046,026 | 61,207,628 | 19,898,202 | 54,571,892 | 12,968 | 11,327 | 9,977 | 1,349 | 439 | 1,203 |
| Share-cash..... | 129,943,316 | 115,035,200 | 102,220,109 | 12,815,094 | 4,359,426 | 10,548,690 | 18,702 | 16,557 | 14,712 | 1,844 | 627 | 1,518 |
| Cash..... | 243,675,856 | 212,059,872 | 185,298,889 | 26,760,863 | 8,667,961 | 23,045,032 | 14,223 | 12,377 | 10,815 | 1,562 | 500 | 1,345 |
| Unspecified..... | 58,950,272 | 51,104,960 | 44,469,180 | 6,635,780 | 1,883,505 | 5,961,807 | 11,458 | 9,933 | 8,643 | 1,200 | 366 | 1,159 |
| Colored farmers, total | 19,110,790 | 16,542,607 | 14,388,674 | 2,153,933 | 554,942 | 2,013,241 | 6,762 | 5,854 | 5,092 | 762 | 196 | 712 |
| Owners..... | 9,933,766 | 8,451,537 | 7,224,054 | 1,227,483 | 336,281 | 1,145,048 | 6,042 | 5,141 | 4,394 | 747 | 205 | 697 |
| Owning entire farm..... | 7,191,397 | 6,069,891 | 5,124,843 | 845,043 | 252,283 | 809,223 | 5,511 | 4,651 | 3,927 | 724 | 193 | 666 |
| Hiring additional land..... | 2,742,369 | 2,381,646 | 2,099,200 | 282,440 | 83,998 | 276,725 | 8,000 | 7,026 | 6,192 | 833 | 248 | 816 |
| Managers..... | 1,461,153 | 1,276,095 | 1,135,345 | 140,750 | 27,245 | 157,813 | 30,441 | 26,585 | 23,653 | 2,932 | 568 | 3,288 |
| Tenants..... | 7,715,871 | 6,814,975 | 6,029,275 | 785,700 | 191,416 | 709,480 | 6,804 | 6,010 | 5,317 | 693 | 169 | 626 |
| Share..... | 6,006,089 | 5,346,280 | 4,764,960 | 581,320 | 147,138 | 512,671 | 6,841 | 6,089 | 5,427 | 662 | 168 | 584 |
| Share-cash..... | 520,618 | 471,000 | 412,305 | 56,595 | 9,750 | 38,966 | 11,077 | 10,040 | 8,772 | 1,268 | 207 | 829 |
| Cash..... | 894,927 | 793,805 | 699,530 | 98,275 | 27,173 | 123,649 | 5,627 | 4,647 | 4,022 | 624 | 171 | 809 |
| Unspecified..... | 204,539 | 257,990 | 212,480 | 45,510 | 7,355 | 29,194 | 5,891 | 5,160 | 4,250 | 910 | 147 | 584 |
| North Dakota. | | | | | | | | | | | | |
| White farmers, total | 1,755,241,354 | 1,484,992,639 | 1,276,184,609 | 208,808,030 | 113,967,135 | 156,281,580 | 22,752 | 19,249 | 16,542 | 2,707 | 1,477 | 2,026 |
| Owners..... | 1,240,050,699 | 1,037,814,304 | 884,265,819 | 153,548,575 | 85,885,192 | 116,351,113 | 21,908 | 18,385 | 15,665 | 2,720 | 1,521 | 2,061 |
| Owning entire farm..... | 883,024,605 | 572,452,454 | 480,199,761 | 92,252,703 | 48,220,175 | 62,351,876 | 20,312 | 17,024 | 14,280 | 2,743 | 1,434 | 1,854 |
| Hiring additional land..... | 557,026,194 | 465,361,940 | 404,066,088 | 61,295,872 | 37,665,017 | 53,999,237 | 24,408 | 20,362 | 17,706 | 2,686 | 1,650 | 2,366 |
| Managers..... | 41,061,337 | 35,085,503 | 29,736,605 | 5,348,898 | 2,075,202 | 3,900,632 | 48,138 | 41,132 | 34,861 | 6,271 | 2,433 | 4,573 |
| Tenants..... | 474,129,318 | 412,092,742 | 362,182,185 | 49,910,557 | 26,006,741 | 36,029,835 | 23,890 | 20,765 | 18,250 | 2,515 | 1,310 | 1,815 |
| Share..... | 412,301,940 | 359,208,238 | 315,608,367 | 43,599,871 | 22,535,323 | 30,558,379 | 21,244 | 18,665 | 16,005 | 2,579 | 1,333 | 1,807 |
| Share-cash..... | 22,197,165 | 19,317,583 | 17,321,434 | 1,996,149 | 1,206,111 | 1,672,871 | 24,941 | 21,705 | 19,462 | 2,243 | 1,356 | 1,880 |
| Cash..... | 20,754,697 | 17,156,768 | 14,812,678 | 2,344,090 | 1,247,241 | 2,350,688 | 18,032 | 14,906 | 12,869 | 2,037 | 1,084 | 2,042 |
| Unspecified..... | 18,875,616 | 16,410,163 | 14,439,706 | 1,970,447 | 1,017,466 | 1,447,897 | 21,066 | 18,315 | 16,116 | 2,199 | 1,136 | 1,616 |
| Colored farmers, total | 4,501,641 | 3,528,866 | 3,129,018 | 399,838 | 219,730 | 753,055 | 8,290 | 6,499 | 5,762 | 736 | 405 | 1,387 |
| Owners..... | 3,856,846 | 3,041,056 | 2,695,083 | 345,973 | 185,652 | 630,133 | 8,224 | 6,484 | 5,746 | 738 | 396 | 1,344 |
| Owning entire farm..... | 3,270,563 | 2,615,301 | 2,314,013 | 301,288 | 151,965 | 503,297 | 7,714 | 6,168 | 5,458 | 711 | 358 | 1,187 |
| Hiring additional land..... | 586,283 | 425,755 | 381,070 | 44,685 | 33,687 | 126,841 | 13,029 | 9,461 | 8,468 | 993 | 749 | 2,819 |
| Managers..... | 39,596 | 23,000 | 21,500 | 1,500 | 1,050 | 15,546 | 19,798 | 11,500 | 10,750 | 750 | 525 | 7,773 |
| Tenants..... | 605,199 | 464,800 | 412,435 | 52,365 | 33,028 | 107,371 | 8,406 | 6,456 | 5,728 | 727 | 459 | 1,491 |
| Share..... | 356,052 | 299,750 | 266,015 | 33,735 | 17,620 | 38,682 | 10,472 | 8,819 | 7,824 | 992 | 518 | 1,138 |
| Share-cash..... | 24,675 | 19,800 | 19,300 | 500 | 2,000 | 2,875 | 24,675 | 19,800 | 18,300 | 500 | 2,000 | 2,875 |
| Cash..... | 131,018 | 94,110 | 82,330 | 11,780 | 7,770 | 29,138 | 5,459 | 3,921 | 3,450 | 491 | 324 | 1,214 |
| Unspecified..... | 93,454 | 51,140 | 44,790 | 6,350 | 5,638 | 36,070 | 7,189 | 3,934 | 3,445 | 488 | 434 | 2,821 |
| South Dakota. | | | | | | | | | | | | |
| White farmers, total | 2,802,380,979 | 2,455,467,682 | 2,215,845,271 | 239,622,411 | 111,581,077 | 235,332,220 | 38,376 | 33,625 | 30,344 | 3,281 | 1,528 | 3,223 |
| Owners..... | 1,714,124,726 | 1,484,093,143 | 1,326,284,927 | 157,808,216 | 72,257,726 | 157,773,857 | 36,982 | 32,019 | 28,615 | 3,405 | 1,559 | 3,404 |
| Owning entire farm..... | 844,104,318 | 733,429,957 | 644,865,074 | 88,504,883 | 37,335,624 | 73,338,837 | 32,576 | 28,304 | 24,886 | 3,418 | 1,441 | 2,830 |
| Hiring additional land..... | 870,020,408 | 750,663,186 | 681,419,853 | 69,243,333 | 34,922,202 | 84,435,020 | 42,571 | 36,731 | 33,342 | 3,888 | 1,709 | 4,131 |
| Managers..... | 46,698,342 | 38,802,470 | 35,093,277 | 3,709,193 | 1,287,113 | 6,578,769 | 60,530 | 50,327 | 45,517 | 4,811 | 1,669 | 8,383 |
| Tenants..... | 1,041,587,911 | 932,572,069 | 854,467,067 | 78,105,002 | 38,036,238 | 70,979,604 | 40,210 | 36,001 | 32,986 | 3,015 | 1,468 | 2,740 |
| Share..... | 476,035,191 | 425,276,389 | 388,286,148 | 37,020,241 | 18,194,655 | 31,664,147 | 38,909 | 34,833 | 31,801 | 3,032 | 1,490 | 2,585 |
| Share-cash..... | 340,819,780 | 308,979,772 | 284,999,046 | 23,980,127 | 11,824,603 | 20,015,406 | 43,207 | 39,171 | 36,131 | 3,040 | 1,499 | 2,587 |
| Cash..... | 208,393,520 | 182,965,381 | 167,244,491 | 15,720,890 | 7,446,705 | 17,981,434 | 39,433 | 34,666 | 31,687 | 2,979 | 1,411 | 3,407 |
| Unspecified..... | 17,339,420 | 15,350,527 | 13,966,783 | 1,833,744 | 570,276 | 1,418,618 | 32,778 | 29,018 | 26,402 | 2,616 | 1,078 | 2,682 |
| Colored farmers, total | 21,489,233 | 17,425,999 | 15,586,452 | 1,839,547 | 827,181 | 2,236,043 | 13,331 | 10,810 | 9,669 | 1,141 | 513 | 2,007 |
| Owners..... | 19,871,916 | 15,820,277 | 14,149,770 | 1,676,507 | 753,334 | 2,992,305 | 13,380 | 10,803 | 9,659 | 1,144 | 514 | 2,043 |
| Owning entire farm..... | 16,476,045 | 12,559,645 | 11,103,925 | 1,455,720 | 648,243 | 2,263,158 | 11,549 | 9,378 | 8,287 | 1,086 | 494 | 1,508 |
| Hiring additional land..... | 4,095,870 | 3,260,632 | 3,045,845 | 220,787 | 105,091 | 724,147 | 32,767 | 26,133 | 24,367 | 1,766 | 841 | 5,793 |
| Managers..... | 165,499 | 97,940 | 82,840 | 15,100 | 10,445 | 57,114 | 16,550 | 9,794 | 8,284 | 1,610 | 1,045 | 5,711 |
| Tenants..... | 1,751,818 | 1,501,722 | 1,353,842 | 147,940 | 63,412 | 186,624 | 12,787 | 10,962 | 9,882 | 1,080 | 463 | 1,362 |
| Share..... | 974,866 | 857,000 | 764,140 | 92,860 | 38,032 | 79,773 | 16,247 | 14,283 | 13,736 | 1,548 | 634 | 1,330 |
| Share-cash..... | 35,340 | 34,100 | 33,250 | 850 | 750 | 3,490 | 12,780 | 11,367 | 11,083 | 283 | 250 | 1,163 |
| Cash..... | 517,301 | 427,607 | 385,327 | 42,580 | 18,700 | 70,759 | 10,347 | 8,558 | 7,707 | 852 | 374 | 1,415 |
| Unspecified..... | 221,312 | 182,776 | 171,125 | 11,650 | 3,920 | 32,607 | 9,221 | 7,616 | 7,130 | 485 | 247 | 1,359 |

TABLE 22.—VALUE OF ALL FARM PROPERTY AND OF THE SEVERAL CLASSES, WITH AVERAGE PER FARM, BY COLOR AND TENURE (DETAILED CLASSIFICATION), BY DIVISIONS AND STATES: 1920—Continued.

| DIVISION OR STATE AND COLOR AND TENURE. | VALUE OF FARM PROPERTY. | | | | | | AVERAGE VALUE PER FARM. | | | | | |
|---|-------------------------|------------------------|------------------------|----------------------|---------------------------|----------------------|-------------------------|---------------------|-----------------|----------------|---------------------------|----------------|
| | All farm property. | Land and buildings. | | | Implements and machinery. | Live stock. | All farm property. | Land and buildings. | | | Implements and machinery. | Live stock. |
| | | Total. | Land alone. | Buildings. | | | | Total. | Land alone. | Buildings. | | |
| WEST NORTH CENTRAL—CON. | | | | | | | | | | | | |
| Nebraska. | | | | | | | | | | | | |
| White farmers, total..... | \$4,194,397,347 | \$3,705,654,150 | \$3,324,390,695 | \$381,263,455 | \$152,850,017 | \$335,893,180 | \$33,817 | \$29,876 | \$26,802 | \$3,074 | \$1,232 | \$2,708 |
| Owners..... | 2,254,826,114 | 2,057,471,400 | 1,816,110,208 | 241,361,392 | 91,403,330 | 205,951,175 | 33,922 | 29,639 | 26,162 | 3,477 | 1,217 | 2,907 |
| Owning entire farm..... | 1,588,462,763 | 1,387,066,046 | 1,209,991,012 | 177,076,034 | 62,957,226 | 138,438,891 | 31,547 | 27,547 | 24,031 | 3,517 | 1,250 | 2,749 |
| Hiring additional land..... | 766,363,351 | 670,405,354 | 606,119,196 | 64,285,358 | 28,446,113 | 67,512,284 | 40,195 | 35,162 | 31,791 | 3,372 | 1,492 | 3,541 |
| Managers..... | 78,279,737 | 65,993,263 | 59,912,994 | 5,980,569 | 1,676,770 | 11,009,704 | 59,710 | 50,033 | 45,700 | 4,333 | 1,279 | 8,398 |
| Tenants..... | 1,761,291,490 | 1,582,589,287 | 1,448,367,793 | 134,221,404 | 59,789,908 | 118,932,301 | 33,042 | 29,600 | 27,172 | 2,518 | 1,121 | 2,231 |
| Share..... | 809,259,891 | 729,784,507 | 665,330,044 | 61,454,463 | 27,781,444 | 54,603,440 | 31,547 | 28,527 | 26,115 | 2,412 | 1,000 | 2,147 |
| Share-cash..... | 511,125,166 | 464,516,593 | 427,228,860 | 37,287,733 | 17,206,310 | 29,802,263 | 34,022 | 31,465 | 28,939 | 2,526 | 1,172 | 1,985 |
| Cash..... | 417,443,870 | 370,712,377 | 337,132,604 | 33,570,773 | 13,490,959 | 32,790,834 | 34,022 | 30,255 | 27,514 | 2,741 | 1,138 | 2,676 |
| Unspecified..... | 23,463,569 | 20,576,810 | 18,676,285 | 1,899,526 | 741,495 | 2,146,204 | 28,932 | 26,371 | 23,029 | 2,342 | 914 | 2,646 |
| Colored farmers, total..... | 7,258,645 | 6,453,610 | 5,831,645 | 621,965 | 254,431 | 550,604 | 18,903 | 16,806 | 15,137 | 1,620 | 663 | 1,434 |
| Owners..... | 3,994,209 | 3,524,945 | 3,083,265 | 441,680 | 162,537 | 306,727 | 15,725 | 13,878 | 12,139 | 1,739 | 640 | 1,208 |
| Owning entire farm..... | 2,823,006 | 2,541,510 | 2,208,710 | 332,800 | 115,415 | 160,080 | 13,254 | 11,932 | 10,370 | 1,562 | 542 | 780 |
| Hiring additional land..... | 1,171,204 | 983,435 | 874,556 | 108,880 | 47,122 | 140,647 | 28,569 | 23,980 | 21,331 | 2,656 | 1,149 | 3,430 |
| Managers..... | 123,941 | 100,000 | 87,100 | 12,900 | 950 | 22,991 | 30,985 | 25,000 | 21,775 | 3,228 | 238 | 5,743 |
| Tenants..... | 3,140,495 | 2,828,665 | 2,661,230 | 167,385 | 90,944 | 220,886 | 23,925 | 22,450 | 21,121 | 1,328 | 722 | 1,753 |
| Share..... | 1,374,167 | 1,259,425 | 1,181,015 | 85,410 | 32,250 | 75,492 | 23,291 | 21,465 | 20,017 | 1,448 | 547 | 1,280 |
| Share-cash..... | 276,642 | 248,200 | 235,300 | 12,900 | 5,850 | 18,992 | 27,604 | 24,820 | 23,500 | 1,290 | 835 | 1,899 |
| Cash..... | 1,429,828 | 1,266,840 | 1,199,295 | 67,575 | 46,844 | 116,144 | 30,478 | 28,460 | 22,209 | 1,871 | 807 | 2,151 |
| Unspecified..... | 60,458 | 47,200 | 45,700 | 1,500 | 3,000 | 10,258 | 20,153 | 15,733 | 15,233 | 500 | 1,000 | 3,419 |
| Kansas. | | | | | | | | | | | | |
| White farmers, total..... | 3,290,623,867 | 2,819,485,443 | 2,466,334,607 | 353,150,836 | 154,254,232 | 316,889,192 | 20,059 | 17,187 | 15,034 | 2,153 | 940 | 1,932 |
| Owners..... | 1,939,192,830 | 1,645,842,706 | 1,414,002,153 | 231,840,548 | 95,600,025 | 107,690,149 | 20,138 | 17,001 | 14,654 | 2,408 | 993 | 2,053 |
| Owning entire farm..... | 1,153,835,304 | 976,510,084 | 819,965,634 | 155,550,550 | 67,827,716 | 119,541,504 | 17,715 | 14,089 | 12,599 | 2,300 | 839 | 1,837 |
| Hiring additional land..... | 786,357,526 | 670,328,622 | 594,036,521 | 76,289,998 | 37,832,309 | 78,148,645 | 25,180 | 21,474 | 19,300 | 2,444 | 1,212 | 2,503 |
| Managers..... | 65,494,585 | 55,099,771 | 49,385,301 | 5,714,470 | 1,812,093 | 8,582,721 | 44,343 | 37,305 | 33,436 | 3,869 | 1,227 | 5,811 |
| Tenants..... | 1,285,941,402 | 1,118,542,966 | 1,002,947,148 | 115,595,815 | 56,782,114 | 110,616,322 | 19,403 | 16,878 | 15,133 | 1,744 | 857 | 1,669 |
| Share..... | 891,683,645 | 698,408,768 | 627,573,649 | 70,835,109 | 35,249,217 | 68,010,670 | 19,403 | 17,100 | 15,360 | 1,734 | 863 | 1,635 |
| Share-cash..... | 276,624,212 | 243,212,479 | 219,758,824 | 23,454,155 | 12,621,900 | 20,859,533 | 21,323 | 18,748 | 16,940 | 1,708 | 965 | 1,610 |
| Cash..... | 190,489,673 | 162,224,414 | 142,568,760 | 19,655,654 | 8,355,114 | 19,910,145 | 16,530 | 14,777 | 12,371 | 1,803 | 725 | 1,723 |
| Unspecified..... | 17,158,872 | 14,097,816 | 13,046,415 | 1,050,900 | 655,883 | 1,805,674 | 18,371 | 15,736 | 13,968 | 1,768 | 702 | 1,933 |
| Colored farmers, total..... | 12,177,320 | 10,578,476 | 9,300,565 | 1,277,910 | 462,745 | 1,136,100 | 8,836 | 8,545 | 7,513 | 1,032 | 374 | 818 |
| Owners..... | 6,858,118 | 5,889,485 | 5,075,080 | 814,405 | 295,417 | 673,216 | 8,648 | 7,427 | 6,400 | 1,027 | 373 | 849 |
| Owning entire farm..... | 4,287,947 | 3,689,606 | 3,103,345 | 535,755 | 178,072 | 420,275 | 7,671 | 6,600 | 5,532 | 1,045 | 319 | 752 |
| Hiring additional land..... | 2,570,171 | 2,199,879 | 1,971,735 | 278,650 | 117,345 | 252,941 | 10,984 | 9,401 | 8,424 | 977 | 601 | 1,081 |
| Managers..... | 322,812 | 290,000 | 258,800 | 31,200 | 7,710 | 25,102 | 17,034 | 16,111 | 14,373 | 1,738 | 428 | 1,395 |
| Tenants..... | 4,996,390 | 4,398,990 | 3,966,685 | 432,305 | 159,618 | 437,782 | 11,701 | 10,302 | 9,290 | 1,012 | 374 | 1,025 |
| Share..... | 3,825,240 | 3,395,015 | 3,083,235 | 311,780 | 117,000 | 313,135 | 13,375 | 11,871 | 10,781 | 1,060 | 409 | 1,025 |
| Share-cash..... | 103,742 | 178,969 | 148,950 | 27,400 | 4,625 | 13,557 | 19,397 | 16,356 | 8,745 | 1,612 | 272 | 788 |
| Cash..... | 689,569 | 591,745 | 528,970 | 62,775 | 23,175 | 71,649 | 6,539 | 5,636 | 4,938 | 598 | 221 | 682 |
| Unspecified..... | 290,889 | 236,170 | 205,320 | 30,350 | 14,728 | 39,941 | 15,307 | 12,430 | 10,833 | 1,597 | 775 | 2,102 |
| SOUTH ATLANTIC. | | | | | | | | | | | | |
| Delaware. | | | | | | | | | | | | |
| White farmers, total..... | 76,642,235 | 61,870,189 | 40,131,412 | 21,738,774 | 6,549,214 | 8,222,835 | 8,270 | 6,676 | 4,330 | 2,346 | 707 | 867 |
| Owners..... | 37,661,807 | 29,968,197 | 17,583,258 | 12,381,939 | 3,669,939 | 4,023,671 | 6,600 | 5,299 | 3,109 | 2,190 | 649 | 712 |
| Owning entire farm..... | 36,193,458 | 28,776,242 | 16,806,528 | 11,970,714 | 3,541,839 | 3,880,377 | 6,725 | 5,346 | 3,122 | 2,224 | 658 | 721 |
| Hiring additional land..... | 1,468,349 | 1,191,955 | 777,730 | 414,225 | 128,100 | 143,294 | 5,380 | 4,382 | 2,859 | 1,623 | 471 | 527 |
| Managers..... | 3,580,311 | 3,037,117 | 2,205,675 | 881,442 | 226,524 | 266,670 | 27,331 | 23,566 | 16,837 | 6,729 | 1,729 | 2,039 |
| Tenants..... | 35,400,117 | 28,814,872 | 20,342,479 | 8,472,393 | 2,652,751 | 3,932,494 | 10,167 | 8,275 | 5,842 | 2,433 | 762 | 1,129 |
| Share, incl. croppers..... | 30,176,641 | 24,507,260 | 17,618,872 | 6,838,388 | 2,273,063 | 3,396,318 | 10,471 | 8,504 | 6,113 | 2,390 | 789 | 1,178 |
| Share tenants proper..... | 28,921,365 | 23,503,110 | 16,912,272 | 6,500,838 | 2,181,344 | 3,230,911 | 10,625 | 8,563 | 6,154 | 2,398 | 794 | 1,178 |
| Croppers..... | 1,255,276 | 1,004,150 | 706,600 | 297,550 | 91,719 | 159,407 | 9,368 | 7,494 | 5,273 | 2,221 | 634 | 1,190 |
| Share-cash..... | 98,643 | 80,000 | 44,600 | 35,400 | 6,700 | 11,943 | 10,960 | 8,889 | 4,056 | 3,933 | 744 | 1,327 |
| Cash, incl. standing renters..... | 4,155,691 | 3,441,110 | 2,188,360 | 1,252,750 | 296,668 | 417,913 | 9,339 | 7,733 | 4,918 | 2,815 | 607 | 939 |
| Cash tenants proper..... | 4,154,016 | 3,440,110 | 2,187,890 | 1,252,250 | 296,648 | 417,258 | 9,356 | 7,748 | 4,928 | 2,820 | 608 | 940 |
| Standing renters..... | 1,675 | 1,000 | 600 | 500 | 20 | 655 | 1,675 | 1,000 | 500 | 20 | 655 | |
| Unspecified..... | 999,142 | 786,502 | 490,647 | 295,855 | 76,320 | 106,320 | 6,038 | 5,367 | 3,361 | 2,026 | 523 | 728 |
| Colored farmers, total..... | 3,495,379 | 2,885,445 | 1,984,390 | 901,055 | 232,104 | 377,830 | 4,008 | 3,300 | 2,276 | 1,033 | 266 | 433 |
| Owners..... | 859,864 | 681,300 | 433,070 | 248,230 | 70,433 | 103,126 | 2,422 | 1,919 | 1,220 | 699 | 198 | 305 |
| Owning entire farm..... | 730,782 | 573,625 | 355,575 | 218,050 | 61,738 | 95,419 | 2,396 | 1,881 | 1,169 | 715 | 202 | 313 |
| Hiring additional land..... | 129,082 | 107,675 | 77,495 | 30,180 | 8,700 | 12,707 | 2,582 | 2,154 | 1,550 | 604 | 174 | 254 |
| Managers..... | 176,710 | 143,650 | 87,050 | 56,600 | 16,244 | 16,816 | 13,593 | 11,500 | 6,996 | 4,354 | 1,250 | 1,294 |
| Tenants..... | 2,458,805 | 2,060,495 | 1,464,270 | 596,225 | 145,422 | 252,888 | 4,879 | 4,088 | 2,905 | 1,133 | 230 | 502 |
| Share, incl. croppers..... | 2,230,164 | 1,867,595 | 1,328,720 | 538,875 | 132,782 | 229,787 | 5,162 | 4,323 | 3,076 | 1,247 | 307 | 532 |
| Share tenants proper..... | 1,808,578 | 1,507,075 | 1,082,100 | 424,975 | 108,292 | 193,211 | 6,052 | 4,210 | 3,023 | 1,187 | 302 | 540 |
| Croppers..... | 421,580 | 380,520 | 246,620 | 118,900 | 24,490 | 36,576 | 5,997 | 4,872 | 3,333 | 1,539 | 331 | 494 |
| Share-cash..... | 3,324 | 2,500 | 1,600 | 600 | 150 | 674 | 1,662 | 1,250 | 900 | 300 | 75 | 337 |
| Cash, incl. standing renters..... | 89,348 | 75,500 | 48,600 | 26,900 | 4,450 | 9,393 | 2,291 | 1,936 | 1,246 | 690 | 114 | 241 |
| Cash tenants proper..... | 84,847 | 72,000 | 47,100 | 24,900 | 4,150 | 8,697 | 2,233 | 1,895 | 1,239 | 655 | 109 | 229 |
| Standing renters..... | 4,501 | 3,500 | 1,500 | 2,000 | 300 | 701 | 4,511 | 3,500 | 2,000 | 300 | 701 | |
| Unspecified..... | 135,669 | 114,900 | 85,050 | 29,850 | 8,040 | 13,029 | 4,389 | 3,706 | 2,744 | 993 | 269 | 420 |

TABLE 22.—VALUE OF ALL FARM PROPERTY AND OF THE SEVERAL CLASSES, WITH AVERAGE PER FARM, BY COLOR AND TENURE (DETAILED CLASSIFICATION), BY DIVISIONS AND STATES: 1920—Continued.

| DIVISION OR STATE AND COLOR AND TENURE. | VALUE OF FARM PROPERTY. | | | | | | AVERAGE VALUE PER FARM. | | | | | |
|---|-------------------------|----------------------|----------------------|----------------------|---------------------------|---------------------|-------------------------|---------------------|----------------|----------------|---------------------------|----------------|
| | All farm property. | Land and buildings. | | | Implements and machinery. | Live stock. | All farm property. | Land and buildings. | | | Implements and machinery. | Live stock. |
| | | Total. | Land alone. | Buildings. | | | | Total. | Land alone. | Buildings. | | |
| SOUTH ATLANTIC—Con. | | | | | | | | | | | | |
| Maryland. | | | | | | | | | | | | |
| White farmers, total..... | \$438,439,834 | \$384,941,929 | \$244,720,392 | \$120,211,537 | \$27,801,147 | \$45,696,758 | \$10,514 | \$8,752 | \$5,869 | \$2,883 | \$687 | \$1,096 |
| Owners..... | 258,284,003 | 212,779,739 | 138,480,551 | 76,299,188 | 18,264,096 | 27,230,268 | 8,828 | 7,273 | 4,665 | 2,608 | 624 | 931 |
| Owning entire farm..... | 243,065,934 | 199,948,714 | 127,401,031 | 72,547,083 | 17,340,083 | 25,767,137 | 8,758 | 7,205 | 4,591 | 2,614 | 625 | 929 |
| Hiring additional land..... | 15,218,069 | 12,831,025 | 9,079,520 | 3,751,505 | 924,013 | 1,472,131 | 10,118 | 8,526 | 6,033 | 2,493 | 618 | 978 |
| Managers..... | 36,958,215 | 32,189,489 | 20,467,676 | 11,721,813 | 1,718,361 | 3,050,365 | 33,266 | 28,973 | 18,423 | 10,551 | 1,547 | 2,746 |
| Tenants..... | 143,197,616 | 119,972,701 | 87,782,185 | 32,190,536 | 7,817,790 | 15,407,125 | 12,637 | 10,587 | 7,746 | 2,841 | 690 | 1,360 |
| Share, incl. croppers..... | 121,844,662 | 101,644,413 | 74,538,020 | 27,106,393 | 6,664,938 | 13,535,911 | 13,681 | 11,413 | 8,369 | 3,044 | 748 | 1,520 |
| Share tenants proper..... | 112,167,939 | 93,537,069 | 68,944,256 | 24,592,818 | 6,128,401 | 12,502,469 | 13,937 | 11,622 | 8,567 | 3,056 | 761 | 1,553 |
| Croppers..... | 9,676,723 | 8,107,344 | 5,598,764 | 2,513,680 | 536,937 | 1,033,442 | 11,278 | 9,449 | 6,620 | 2,930 | 625 | 1,204 |
| Share-cash..... | 337,940 | 278,780 | 203,230 | 75,550 | 9,910 | 49,250 | 10,561 | 8,712 | 6,351 | 2,361 | 310 | 1,530 |
| Cash, incl. standing renters..... | 17,536,591 | 15,090,368 | 10,877,355 | 4,213,013 | 961,754 | 1,484,469 | 8,760 | 7,538 | 5,433 | 2,104 | 480 | 741 |
| Cash tenants proper..... | 17,412,853 | 14,982,568 | 10,823,655 | 4,188,913 | 957,317 | 1,462,068 | 8,746 | 7,530 | 5,430 | 2,094 | 481 | 735 |
| Standing renters..... | 123,738 | 97,800 | 53,700 | 44,100 | 4,437 | 21,601 | 11,249 | 8,891 | 4,882 | 4,009 | 403 | 1,955 |
| Unspecified..... | 3,478,423 | 2,959,140 | 2,163,500 | 795,580 | 181,788 | 337,495 | 8,874 | 7,649 | 5,619 | 2,030 | 464 | 861 |
| Colored farmers, total..... | 25,198,286 | 21,654,921 | 15,173,655 | 6,481,266 | 1,168,873 | 2,374,492 | 4,058 | 3,488 | 2,444 | 1,044 | 188 | 382 |
| Owners..... | 9,588,896 | 7,063,397 | 5,205,220 | 2,758,177 | 575,234 | 1,050,265 | 2,702 | 2,244 | 1,467 | 777 | 162 | 296 |
| Owning entire farm..... | 7,428,147 | 6,031,239 | 3,720,567 | 2,310,672 | 499,011 | 897,897 | 2,403 | 1,951 | 1,204 | 748 | 161 | 290 |
| Hiring additional land..... | 2,160,749 | 1,932,158 | 1,484,653 | 447,505 | 70,223 | 152,368 | 4,718 | 4,219 | 3,242 | 977 | 166 | 333 |
| Managers..... | 2,041,524 | 2,386,650 | 1,526,425 | 810,225 | 99,611 | 205,263 | 17,494 | 15,475 | 10,109 | 5,366 | 660 | 1,369 |
| Tenants..... | 12,967,866 | 11,354,874 | 8,442,010 | 2,912,864 | 494,028 | 1,118,964 | 5,169 | 4,526 | 3,365 | 1,161 | 167 | 446 |
| Share, incl. croppers..... | 11,659,939 | 10,192,319 | 7,597,495 | 2,694,824 | 450,955 | 1,018,715 | 5,639 | 4,842 | 3,609 | 1,233 | 214 | 483 |
| Share tenants proper..... | 8,507,449 | 7,423,110 | 5,480,246 | 1,942,864 | 334,700 | 749,639 | 6,667 | 4,936 | 3,644 | 1,292 | 223 | 498 |
| Croppers..... | 8,162,540 | 2,769,209 | 2,117,249 | 651,960 | 116,255 | 207,076 | 5,245 | 4,608 | 3,523 | 1,055 | 193 | 444 |
| Share-cash..... | 8,418 | 5,950 | 3,650 | 2,300 | 425 | 2,043 | 1,403 | 992 | 608 | 388 | 71 | 341 |
| Cash, incl. standing renters..... | 933,629 | 820,335 | 601,830 | 224,506 | 84,200 | 73,004 | 3,071 | 2,718 | 1,980 | 739 | 113 | 240 |
| Cash tenants proper..... | 897,779 | 796,735 | 581,130 | 216,605 | 82,100 | 68,944 | 3,023 | 2,683 | 1,957 | 726 | 108 | 232 |
| Standing renters..... | 35,850 | 29,600 | 20,700 | 8,900 | 2,100 | 4,150 | 5,121 | 4,229 | 2,957 | 1,271 | 300 | 593 |
| Unspecified..... | 866,830 | 330,270 | 239,035 | 91,235 | 8,448 | 27,112 | 3,892 | 3,514 | 2,643 | 971 | 90 | 288 |
| District of Columbia. | | | | | | | | | | | | |
| White farmers, total..... | 5,682,274 | 5,344,069 | 4,022,598 | 1,321,471 | 100,067 | 238,138 | 30,882 | 29,044 | 21,862 | 7,182 | 544 | 1,294 |
| Owners..... | 1,757,309 | 1,672,519 | 1,151,169 | 521,850 | 41,097 | 43,758 | 19,312 | 18,379 | 12,650 | 5,729 | 452 | 481 |
| Owning entire farm..... | 1,522,812 | 1,456,369 | 1,013,319 | 443,050 | 30,786 | 35,658 | 18,347 | 17,547 | 12,209 | 5,338 | 371 | 430 |
| Hiring additional land..... | 234,557 | 216,150 | 137,860 | 78,800 | 10,312 | 8,099 | 29,320 | 27,019 | 17,231 | 9,788 | 1,289 | 1,012 |
| Managers..... | 2,431,700 | 2,242,150 | 1,643,019 | 599,131 | 33,915 | 155,644 | 185,095 | 124,564 | 91,279 | 33,285 | 1,884 | 8,647 |
| Tenants..... | 1,493,196 | 1,429,400 | 1,228,410 | 200,990 | 25,055 | 38,741 | 19,909 | 19,059 | 16,379 | 2,680 | 334 | 517 |
| Share, incl. croppers..... | 140,866 | 133,500 | 116,800 | 18,000 | 3,550 | 3,516 | 28,173 | 26,700 | 23,180 | 3,600 | 710 | 703 |
| Share tenants proper..... | 140,866 | 133,500 | 116,800 | 18,000 | 3,550 | 3,516 | 28,173 | 26,700 | 23,180 | 3,600 | 710 | 703 |
| Croppers..... | 94,675 | 84,000 | 32,900 | 1,100 | 50 | 625 | 84,675 | 34,000 | 32,900 | 1,100 | 50 | 525 |
| Share-cash..... | 1,231,410 | 1,176,000 | 1,009,710 | 166,890 | 21,250 | 33,560 | 18,945 | 18,102 | 15,534 | 2,568 | 327 | 510 |
| Cash, incl. standing renters..... | 1,231,410 | 1,176,000 | 1,009,710 | 166,890 | 21,250 | 33,560 | 18,945 | 18,102 | 15,534 | 2,568 | 327 | 510 |
| Cash tenants proper..... | 86,345 | 85,000 | 70,000 | 15,000 | 205 | 1,140 | 21,580 | 21,250 | 17,500 | 3,750 | 51 | 285 |
| Standing renters..... | 86,345 | 85,000 | 70,000 | 15,000 | 205 | 1,140 | 21,580 | 21,250 | 17,500 | 3,750 | 51 | 285 |
| Unspecified..... | 245,713 | 233,300 | 133,550 | 99,750 | 4,185 | 8,228 | 12,286 | 11,665 | 6,678 | 4,988 | 209 | 411 |
| Colored farmers, total..... | 43,300 | 40,800 | 30,300 | 10,000 | 590 | 2,410 | 4,811 | 4,478 | 3,367 | 1,111 | 66 | 268 |
| Owners..... | 39,191 | 36,800 | 27,800 | 9,000 | 490 | 1,901 | 4,899 | 4,600 | 3,475 | 1,125 | 61 | 238 |
| Owning entire farm..... | 4,109 | 3,500 | 2,500 | 1,000 | 100 | 509 | 4,109 | 3,500 | 2,500 | 1,000 | 100 | 509 |
| Managers..... | 111,205 | 105,700 | 31,200 | 74,500 | 2,500 | 3,005 | 111,205 | 105,700 | 31,200 | 74,500 | 2,500 | 3,005 |
| Tenants..... | 91,208 | 87,800 | 72,500 | 15,250 | 1,095 | 2,813 | 9,121 | 8,730 | 7,205 | 1,525 | 110 | 281 |
| Share, incl. croppers..... | 10,625 | 10,000 | 8,000 | 2,000 | 150 | 475 | 10,625 | 10,000 | 8,000 | 2,000 | 150 | 475 |
| Share tenants proper..... | 10,625 | 10,000 | 8,000 | 2,000 | 150 | 475 | 10,625 | 10,000 | 8,000 | 2,000 | 150 | 475 |
| Croppers..... | 12,333 | 12,000 | 11,650 | 350 | 120 | 213 | 12,333 | 12,000 | 11,650 | 350 | 120 | 213 |
| Share-cash..... | 62,003 | 59,500 | 49,900 | 9,600 | 750 | 1,753 | 10,334 | 9,917 | 8,317 | 1,600 | 125 | 292 |
| Cash, incl. standing renters..... | 62,003 | 59,500 | 49,900 | 9,600 | 750 | 1,753 | 10,334 | 9,917 | 8,317 | 1,600 | 125 | 292 |
| Cash tenants proper..... | 62,003 | 59,500 | 49,900 | 9,600 | 750 | 1,753 | 10,334 | 9,917 | 8,317 | 1,600 | 125 | 292 |
| Standing renters..... | 0,247 | 5,800 | 2,500 | 3,300 | 75 | 372 | 3,124 | 2,900 | 1,250 | 1,050 | 38 | 186 |
| Unspecified..... | 0,247 | 5,800 | 2,500 | 3,300 | 75 | 372 | 3,124 | 2,900 | 1,250 | 1,050 | 38 | 186 |
| Virginia. | | | | | | | | | | | | |
| White farmers, total..... | 1,077,230,705 | 923,443,114 | 682,763,115 | 240,679,999 | 45,381,173 | 108,406,418 | 7,780 | 6,670 | 4,931 | 1,738 | 328 | 783 |
| Owners..... | 800,252,942 | 680,513,831 | 500,984,650 | 188,528,881 | 35,903,185 | 83,836,228 | 7,677 | 6,541 | 4,753 | 1,788 | 341 | 705 |
| Owning entire farm..... | 741,989,446 | 632,114,862 | 457,055,431 | 176,069,431 | 33,221,505 | 78,653,070 | 7,734 | 6,589 | 4,764 | 1,825 | 346 | 799 |
| Hiring additional land..... | 67,263,496 | 57,398,969 | 43,929,219 | 13,469,450 | 2,681,680 | 7,183,147 | 7,095 | 6,055 | 4,634 | 1,421 | 283 | 758 |
| Managers..... | 68,337,222 | 60,387,017 | 45,604,085 | 14,782,932 | 2,249,099 | 5,700,206 | 35,280 | 31,176 | 23,544 | 7,682 | 1,162 | 2,943 |
| Tenants..... | 199,640,541 | 173,542,566 | 136,174,380 | 37,368,186 | 7,227,989 | 18,869,986 | 6,418 | 5,579 | 4,378 | 1,201 | 232 | 607 |
| Share, incl. croppers..... | 150,857,563 | 130,537,369 | 102,506,932 | 28,300,437 | 5,416,828 | 14,403,368 | 6,307 | 5,478 | 4,300 | 1,176 | 227 | 604 |
| Share tenants proper..... | 112,550,420 | 97,613,755 | 76,586,057 | 21,027,698 | 4,175,695 | 10,760,970 | 6,073 | 6,048 | 4,745 | 1,303 | 259 | 667 |
| Croppers..... | 37,807,143 | 32,923,614 | 25,920,252 | 7,027,739 | 1,241,133 | 3,642,398 | 4,910 | 4,276 | 3,369 | 909 | 161 | 478 |
| Share-cash..... | 1,940,630 | 1,604,875 | 1,363,378 | 331,600 | 40,833 | 204,922 | 7,323 | 6,308 | 5,145 | 1,251 | 154 | 773 |
| Cash, incl. standing renters..... | 37,453,593 | 32,768,758 | 25,847,500 | 6,010,258 | 1,377,201 | 3,309,634 | 6,976 | 6,103 | 4,814 | 1,289 | 257 | 616 |
| Cash tenants proper..... | 37,194,056 | 32,575,938 | 25,702,280 | 6,873,658 | 1,369,881 | 3,248,237 | 6,968 | 6,103 | 4,814 | 1,288 | 257 | 609 |
| Standing renters..... | 259,537 | 190,820 | 145,220 | 45,600 | 7,320 | 61,367 | 8,372 | 6,155 | 4,685 | 1,471 | 236 | 1,981 |
| Unspecified..... | 9,888,755 | 8,543,564 | 6,456,573 | 2,086,991 | 393,127 | 952,064 | 6,063 | 5,238 | 3,959 | 1,280 | 241 | 584 |

TABLE 22.—VALUE OF ALL FARM PROPERTY AND OF THE SEVERAL CLASSES, WITH AVERAGE PER FARM, BY COLOR AND TENURE (DETAILED CLASSIFICATION), BY DIVISIONS AND STATES: 1920—Continued.

| DIVISION OR STATE AND COLOR AND TENURE. | VALUE OF FARM PROPERTY. | | | | | | AVERAGE VALUE PER FARM. | | | | | | |
|---|-------------------------|----------------------|---------------------|---------------------|---------------------------|---------------------|-------------------------|---------------------|----------------|--------------|---------------------------|---------------|--|
| | All farm property. | Land and buildings. | | | Implements and machinery. | Live stock. | All farm property. | Land and buildings. | | | Implements and machinery. | Live stock. | |
| | | Total. | Land alone. | Buildings. | | | | Total. | Land alone. | Buildings. | | | |
| SOUTH ATLANTIC—Con. | | | | | | | | | | | | | |
| Virginia—Con. | | | | | | | | | | | | | |
| Colored farmers, total..... | \$119,325,067 | \$100,991,911 | \$73,591,162 | \$27,400,749 | \$4,770,293 | \$13,562,863 | \$2,497 | \$2,113 | \$1,540 | \$573 | \$100 | \$294. | |
| Owners..... | 69,203,453 | 57,085,473 | 33,711,105 | 18,374,368 | 3,185,405 | 8,032,676 | 2,236 | 1,845 | 1,251 | 594 | 103 | 289 | |
| Owning entire farm..... | 57,481,284 | 47,442,616 | 32,117,541 | 15,325,075 | 2,664,966 | 7,373,702 | 2,252 | 1,850 | 1,255 | 601 | 104 | 289 | |
| Hiring additional land..... | 11,722,169 | 9,642,857 | 6,593,564 | 3,049,293 | 520,439 | 1,558,873 | 2,159 | 1,776 | 1,215 | 562 | 96 | 287 | |
| Managers..... | 2,670,517 | 2,333,049 | 1,665,635 | 667,414 | 107,793 | 229,705 | 13,556 | 11,843 | 8,455 | 3,388 | 547 | 1,166. | |
| Tenants..... | 47,461,097 | 41,573,389 | 33,214,422 | 8,358,967 | 1,477,125 | 4,400,583 | 2,852 | 2,498 | 1,996 | 502 | 89 | 264 | |
| Share, incl. croppers..... | 40,483,705 | 35,607,478 | 28,478,892 | 7,132,086 | 1,261,734 | 3,614,493 | 2,908 | 2,558 | 2,045 | 512 | 91 | 260 | |
| Share tenants proper..... | 26,355,564 | 23,042,887 | 18,080,590 | 4,362,297 | 821,674 | 2,491,003 | 3,334 | 2,915 | 2,363 | 552 | 104 | 315. | |
| Croppers..... | 14,128,141 | 12,564,591 | 9,794,802 | 2,769,789 | 440,080 | 1,123,490 | 2,349 | 2,089 | 1,628 | 460 | 73 | 187 | |
| Share-cash..... | 180,933 | 157,100 | 128,900 | 28,800 | 4,168 | 19,685 | 2,513 | 2,182 | 1,782 | 400 | 58 | 273. | |
| Cash, incl. standing renters..... | 5,882,727 | 5,077,796 | 4,088,290 | 989,506 | 182,500 | 622,432 | 2,618 | 2,260 | 1,819 | 440 | 81 | 277 | |
| Cash tenants proper..... | 5,857,060 | 5,055,846 | 4,070,255 | 985,491 | 182,062 | 619,142 | 2,616 | 2,258 | 1,818 | 440 | 81 | 277 | |
| Standing renters..... | 26,677 | 21,950 | 17,935 | 4,015 | 438 | 3,289 | 3,210 | 2,744 | 2,242 | 502 | 55 | 411 | |
| Unspecified..... | 903,732 | 731,015 | 522,440 | 208,576 | 28,722 | 143,994 | 2,259 | 1,828 | 1,306 | 521 | 72 | 360 | |
| West Virginia. | | | | | | | | | | | | | |
| White farmers, total..... | 494,390,682 | 409,055,518 | 306,000,505 | 103,055,011 | 18,328,028 | 67,007,138 | 5,697 | 4,713 | 3,526 | 1,187 | 211 | 772. | |
| Owners..... | 391,880,827 | 320,138,396 | 233,898,778 | 86,230,618 | 15,402,697 | 50,339,734 | 5,406 | 4,465 | 3,262 | 1,203 | 215 | 786. | |
| Owning entire farm..... | 356,394,100 | 291,015,259 | 211,344,466 | 79,070,793 | 14,059,269 | 51,289,582 | 5,411 | 4,419 | 3,269 | 1,210 | 213 | 779. | |
| Hiring additional land..... | 35,516,727 | 29,123,137 | 22,554,312 | 6,668,825 | 1,343,428 | 5,050,152 | 6,077 | 4,983 | 3,859 | 1,124 | 230 | 864. | |
| Managers..... | 25,405,705 | 22,828,038 | 19,140,352 | 3,687,686 | 735,474 | 1,932,193 | 23,563 | 21,098 | 17,690 | 3,408 | 680 | 1,736. | |
| Tenants..... | 77,014,150 | 66,089,082 | 52,061,375 | 13,127,707 | 2,189,857 | 8,735,211 | 5,499 | 4,719 | 3,782 | 937 | 156 | 624 | |
| Share, incl. croppers..... | 40,366,336 | 34,336,431 | 26,677,778 | 7,658,653 | 1,347,260 | 4,682,645 | 5,839 | 4,967 | 3,859 | 1,108 | 195 | 677 | |
| Share tenants proper..... | 31,563,244 | 26,818,883 | 20,774,585 | 6,044,298 | 1,097,463 | 3,646,898 | 5,959 | 5,003 | 3,922 | 1,141 | 207 | 688 | |
| Croppers..... | 8,803,092 | 7,517,548 | 5,903,193 | 1,614,355 | 249,797 | 1,035,747 | 5,447 | 4,652 | 3,653 | 999 | 155 | 541. | |
| Share-cash..... | 1,190,349 | 989,410 | 784,970 | 204,440 | 27,419 | 143,520 | 5,499 | 4,639 | 3,720 | 969 | 139 | 680. | |
| Cash, incl. standing renters..... | 30,161,312 | 26,252,942 | 22,053,571 | 4,199,371 | 661,864 | 3,256,506 | 5,394 | 4,695 | 3,944 | 761 | 117 | 582. | |
| Cash tenants proper..... | 30,084,596 | 26,212,102 | 22,017,121 | 4,195,071 | 650,767 | 3,221,607 | 5,391 | 4,697 | 3,945 | 752 | 117 | 577. | |
| Standing renters..... | 76,748 | 40,750 | 36,450 | 4,300 | 1,097 | 34,899 | 6,977 | 3,705 | 3,314 | 391 | 100 | 3,173. | |
| Unspecified..... | 5,326,153 | 4,510,269 | 3,445,050 | 1,065,243 | 163,314 | 652,540 | 4,132 | 3,499 | 2,673 | 826 | 127 | 506. | |
| Colored farmers, total..... | 2,048,935 | 1,727,890 | 1,309,199 | 418,691 | 67,030 | 254,015 | 4,065 | 3,428 | 2,598 | 831 | 133 | 504. | |
| Owners..... | 1,177,913 | 956,592 | 691,221 | 265,341 | 42,678 | 178,673 | 2,923 | 2,374 | 1,715 | 658 | 106 | 443. | |
| Owning entire farm..... | 1,072,141 | 874,637 | 634,999 | 239,691 | 38,498 | 158,956 | 2,929 | 2,390 | 1,735 | 655 | 105 | 434. | |
| Hiring additional land..... | 105,772 | 81,955 | 56,222 | 25,650 | 4,180 | 19,717 | 2,859 | 2,213 | 1,520 | 993 | 113 | 533. | |
| Managers..... | 237,791 | 223,700 | 182,500 | 41,200 | 5,425 | 8,660 | 20,724 | 27,993 | 22,813 | 5,150 | 678 | 1,083. | |
| Tenants..... | 633,231 | 547,628 | 435,478 | 112,150 | 18,927 | 66,676 | 6,809 | 5,888 | 4,633 | 1,206 | 204 | 717. | |
| Share, incl. croppers..... | 361,159 | 307,058 | 280,808 | 76,250 | 13,855 | 40,218 | 7,851 | 6,675 | 5,018 | 1,658 | 302 | 874. | |
| Share tenants proper..... | 276,889 | 235,858 | 182,708 | 53,150 | 9,265 | 31,766 | 8,144 | 6,937 | 5,374 | 1,563 | 273 | 934. | |
| Croppers..... | 84,270 | 71,200 | 48,100 | 23,100 | 4,620 | 8,450 | 7,023 | 5,933 | 4,008 | 1,925 | 385 | 704. | |
| Share-cash..... | 1,405 | 500 | 450 | 50 | 50 | 905 | 1,405 | 500 | 450 | 50 | 50 | 905. | |
| Cash, incl. standing renters..... | 198,472 | 176,670 | 164,870 | 21,800 | 3,402 | 18,400 | 5,671 | 5,048 | 4,425 | 923 | 97 | 526. | |
| Cash tenants proper..... | 198,472 | 176,670 | 164,870 | 21,800 | 3,402 | 18,400 | 5,671 | 5,048 | 4,425 | 923 | 97 | 526. | |
| Standing renters..... | 72,195 | 63,400 | 49,350 | 14,050 | 1,040 | 7,155 | 6,563 | 5,794 | 4,486 | 1,277 | 149 | 650. | |
| Unspecified..... | | | | | | | | | | | | | |
| North Carolina. | | | | | | | | | | | | | |
| White farmers, total..... | 988,278,052 | 846,858,683 | 665,675,111 | 181,183,572 | 46,265,515 | 95,153,854 | 5,108 | 4,377 | 3,441 | 936 | 239 | 492. | |
| Owners..... | 684,982,141 | 580,454,351 | 448,483,602 | 131,970,749 | 35,428,768 | 69,099,022 | 5,306 | 4,490 | 3,474 | 1,022 | 274 | 635. | |
| Owning entire farm..... | 620,002,892 | 533,496,920 | 412,222,814 | 121,274,106 | 32,746,166 | 62,759,806 | 5,447 | 4,620 | 3,570 | 1,050 | 284 | 543. | |
| Hiring additional land..... | 55,979,249 | 46,957,431 | 36,260,788 | 10,696,643 | 2,682,602 | 6,339,216 | 4,111 | 3,448 | 2,663 | 786 | 197 | 466. | |
| Managers..... | 25,194,723 | 22,495,491 | 17,570,620 | 4,924,871 | 900,367 | 1,798,865 | 30,282 | 27,038 | 21,119 | 5,919 | 1,082 | 2,162. | |
| Tenants..... | 278,101,188 | 243,908,841 | 199,620,889 | 44,287,952 | 9,936,380 | 24,255,967 | 4,377 | 3,839 | 3,142 | 697 | 156 | 382. | |
| Share, incl. croppers..... | 224,661,370 | 197,653,681 | 161,663,136 | 35,990,545 | 7,794,194 | 19,213,495 | 4,274 | 3,700 | 3,075 | 685 | 148 | 366. | |
| Share tenants proper..... | 165,589,068 | 144,828,871 | 118,709,473 | 26,119,388 | 5,735,741 | 15,024,456 | 4,601 | 4,024 | 3,298 | 726 | 159 | 417. | |
| Croppers..... | 59,072,302 | 52,824,810 | 42,953,663 | 9,871,147 | 2,058,453 | 4,189,039 | 3,564 | 3,187 | 2,591 | 596 | 124 | 253. | |
| Share-cash..... | 1,642,467 | 1,396,300 | 1,127,640 | 268,660 | 67,586 | 178,581 | 5,403 | 4,593 | 3,709 | 884 | 222 | 587. | |
| Cash, incl. standing renters..... | 45,821,905 | 39,821,888 | 32,755,152 | 7,066,736 | 1,864,334 | 4,135,183 | 5,208 | 4,520 | 3,723 | 803 | 212 | 470. | |
| Cash tenants proper..... | 30,590,100 | 26,465,049 | 21,697,661 | 4,767,388 | 1,315,395 | 2,809,656 | 4,924 | 4,200 | 3,493 | 767 | 212 | 452. | |
| Standing renters..... | 15,231,805 | 13,356,839 | 11,057,491 | 2,299,348 | 549,439 | 1,325,527 | 5,890 | 5,165 | 4,276 | 889 | 212 | 513. | |
| Unspecified..... | 5,975,446 | 5,036,972 | 4,074,961 | 992,011 | 209,766 | 728,708 | 3,187 | 2,686 | 2,173 | 513 | 112 | 389. | |
| Colored farmers, total..... | 261,888,943 | 229,534,277 | 192,139,905 | 37,394,372 | 8,355,843 | 23,998,818 | 3,433 | 3,009 | 2,519 | 490 | 110 | 315. | |
| Owners..... | 69,455,567 | 58,659,868 | 46,459,291 | 12,200,577 | 2,859,315 | 7,936,334 | 3,118 | 2,633 | 2,089 | 548 | 128 | 356. | |
| Owning entire farm..... | 53,352,757 | 45,101,359 | 35,594,959 | 9,506,400 | 2,237,318 | 6,013,580 | 3,260 | 2,756 | 2,175 | 581 | 137 | 367. | |
| Hiring additional land..... | 16,102,810 | 13,558,509 | 10,864,332 | 2,694,177 | 621,997 | 1,922,804 | 2,724 | 2,293 | 1,838 | 456 | 105 | 325. | |
| Managers..... | 1,164,955 | 1,029,595 | 801,920 | 227,675 | 46,167 | 89,193 | 12,135 | 10,725 | 8,363 | 2,372 | 481 | 929. | |
| Tenants..... | 191,268,421 | 169,844,814 | 144,878,694 | 24,966,120 | 5,450,366 | 15,973,241 | 3,547 | 3,150 | 2,687 | 463 | 101 | 296. | |
| Share, incl. croppers..... | 164,393,521 | 146,611,401 | 125,058,568 | 21,552,833 | 4,602,383 | 13,179,737 | 3,559 | 3,174 | 2,707 | 467 | 100 | 285. | |
| Share tenants proper..... | 91,367,929 | 80,195,505 | 68,614,134 | 11,581,371 | 2,694,846 | 8,477,578 | 4,002 | 3,513 | 3,006 | 507 | 118 | 371. | |
| Croppers..... | 73,025,592 | 66,415,896 | 56,444,434 | 9,971,482 | 1,907,937 | 4,702,159 | 3,126 | 2,843 | 2,410 | 427 | 82 | 201. | |
| Share-cash..... | 643,010 | 552,615 | 470,270 | 82,345 | 17,260 | 74,035 | 3,926 | 3,370 | 2,868 | 502 | 105 | 451. | |
| Cash, incl. standing renters..... | 25,181,029 | 21,772,880 | 18,599,748 | 3,173,112 | 802,604 | 2,605,665 | 3,538 | 3,059 | 2,613 | 446 | 113 | 366. | |
| Cash tenants proper..... | 11 | | | | | | | | | | | | |

TABLE 22.—VALUE OF ALL FARM PROPERTY AND OF THE SEVERAL CLASSES, WITH AVERAGE PER FARM, BY COLOR AND TENURE (DETAILED CLASSIFICATION), BY DIVISIONS AND STATES: 1920—Continued.

| DIVISION OR STATE AND COLOR AND TENURE. | VALUE OF FARM PROPERTY. | | | | | | AVERAGE VALUE PER FARM. | | | | | | |
|---|-------------------------|----------------------|----------------------|----------------------|---------------------------|---------------------|-------------------------|---------------------|----------------|----------------|---------------------------|--------------|--|
| | All farm property. | Land and buildings. | | | Implements and machinery. | Live stock. | All farm property. | Land and buildings. | | | Implements and machinery. | Live stock. | |
| | | Total. | Land alone. | Buildings. | | | | Total. | Land alone. | Buildings. | | | |
| SOUTH ATLANTIC—Con. | | | | | | | | | | | | | |
| South Carolina. | | | | | | | | | | | | | |
| White farmers, total..... | \$611,327,079 | \$523,070,165 | \$407,092,648 | \$115,977,517 | \$34,247,634 | \$54,009,280 | \$7,305 | \$6,251 | \$4,865 | \$1,386 | \$409 | \$645 | |
| Owners..... | 408,059,177 | 346,790,985 | 263,504,088 | 83,286,897 | 25,545,485 | 35,722,707 | 9,075 | 7,712 | 5,890 | 1,852 | 568 | 794 | |
| Owning entire farm..... | 382,924,088 | 325,682,689 | 246,839,309 | 78,843,374 | 24,032,677 | 33,208,728 | 9,158 | 7,789 | 5,904 | 1,886 | 575 | 794 | |
| Hiring additional land..... | 25,135,089 | 21,108,302 | 16,664,779 | 4,443,523 | 1,512,808 | 2,513,979 | 7,969 | 6,693 | 5,284 | 1,409 | 480 | 707 | |
| Managers..... | 20,129,913 | 17,531,604 | 14,209,478 | 3,322,126 | 895,090 | 1,703,219 | 36,270 | 31,588 | 25,603 | 5,986 | 1,613 | 3,000 | |
| Tenants..... | 183,137,989 | 158,747,576 | 120,379,082 | 29,368,494 | 7,807,059 | 16,583,354 | 4,799 | 4,160 | 3,390 | 770 | 205 | 435 | |
| Share, incl. croppers..... | 115,158,412 | 101,220,334 | 83,308,429 | 17,011,905 | 4,211,564 | 9,726,614 | 4,454 | 3,915 | 3,222 | 693 | 163 | 373 | |
| Share tenants proper..... | 78,071,052 | 68,050,567 | 56,208,493 | 11,842,074 | 3,010,286 | 7,010,199 | 5,240 | 4,567 | 3,772 | 795 | 202 | 470 | |
| Croppers..... | 37,087,360 | 33,169,767 | 27,099,936 | 6,069,831 | 1,201,278 | 2,716,315 | 3,386 | 3,028 | 2,474 | 554 | 110 | 248 | |
| Share-cash..... | 884,077 | 719,460 | 571,010 | 148,450 | 44,177 | 120,440 | 5,294 | 4,308 | 3,419 | 889 | 265 | 721 | |
| Cash, incl. standing renters..... | 63,510,381 | 53,794,321 | 43,179,957 | 10,614,364 | 3,364,722 | 6,351,338 | 5,543 | 4,695 | 3,769 | 926 | 294 | 554 | |
| Cash tenants proper..... | 26,325,754 | 22,115,545 | 17,623,675 | 4,491,870 | 1,508,749 | 2,701,460 | 5,552 | 4,664 | 3,717 | 947 | 318 | 570 | |
| Standing renters..... | 37,184,627 | 31,678,776 | 25,556,282 | 6,122,494 | 1,855,973 | 3,649,878 | 5,538 | 4,718 | 3,806 | 912 | 276 | 544 | |
| Unspecified..... | 3,686,119 | 3,013,461 | 2,310,686 | 693,775 | 198,506 | 385,062 | 5,284 | 4,309 | 3,386 | 1,018 | 272 | 562 | |
| Colored farmers, total..... | 341,737,663 | 290,414,035 | 240,064,561 | 50,349,474 | 13,814,753 | 37,508,875 | 3,135 | 2,664 | 2,202 | 462 | 127 | 344 | |
| Owners..... | 73,818,033 | 69,839,533 | 46,487,620 | 13,351,063 | 3,926,144 | 10,052,306 | 3,243 | 2,629 | 2,043 | 587 | 173 | 442 | |
| Owning entire farm..... | 61,060,210 | 49,551,301 | 38,274,867 | 11,276,434 | 3,282,928 | 8,225,981 | 3,341 | 2,711 | 2,094 | 617 | 180 | 450 | |
| Hiring additional land..... | 12,757,823 | 10,288,232 | 8,212,753 | 2,075,629 | 643,216 | 1,826,325 | 2,947 | 2,296 | 1,833 | 463 | 144 | 408 | |
| Managers..... | 2,523,729 | 2,210,828 | 1,726,019 | 484,809 | 91,695 | 221,206 | 13,791 | 12,081 | 9,432 | 2,649 | 501 | 1,209 | |
| Tenants..... | 265,395,901 | 228,363,624 | 191,850,922 | 36,512,702 | 9,796,914 | 27,235,363 | 3,084 | 2,653 | 2,229 | 424 | 114 | 316 | |
| Share, incl. croppers..... | 177,474,809 | 156,205,540 | 132,314,223 | 23,891,317 | 5,809,656 | 15,459,614 | 3,149 | 2,772 | 2,348 | 424 | 103 | 274 | |
| Share tenants proper..... | 90,216,883 | 77,761,602 | 66,178,259 | 11,573,343 | 3,404,221 | 9,061,060 | 3,895 | 3,305 | 2,813 | 492 | 145 | 385 | |
| Croppers..... | 87,257,926 | 78,453,938 | 66,135,964 | 12,317,974 | 2,405,434 | 6,398,654 | 2,657 | 2,389 | 2,014 | 375 | 79 | 195 | |
| Share-cash..... | 1,334,628 | 1,106,630 | 941,630 | 165,000 | 56,497 | 171,601 | 3,770 | 3,126 | 2,604 | 466 | 160 | 484 | |
| Cash, incl. standing renters..... | 84,454,412 | 69,252,506 | 57,099,557 | 12,152,499 | 3,846,851 | 11,355,055 | 2,951 | 2,420 | 1,965 | 425 | 134 | 387 | |
| Cash tenants proper..... | 25,475,197 | 20,453,741 | 16,452,412 | 4,001,329 | 1,279,708 | 3,741,748 | 2,310 | 1,855 | 1,492 | 363 | 116 | 339 | |
| Standing renters..... | 58,979,215 | 48,798,765 | 40,647,145 | 8,151,020 | 2,567,143 | 7,613,307 | 3,353 | 2,775 | 2,311 | 463 | 146 | 433 | |
| Unspecified..... | 2,132,052 | 1,708,948 | 1,495,512 | 303,436 | 83,911 | 249,193 | 2,877 | 2,428 | 2,018 | 409 | 113 | 336 | |
| Georgia. | | | | | | | | | | | | | |
| White farmers, total..... | 975,982,644 | 815,544,918 | 631,408,410 | 184,138,508 | 50,461,755 | 109,975,971 | 5,406 | 4,517 | 3,497 | 1,020 | 279 | 609 | |
| Owners..... | 559,801,554 | 461,061,783 | 345,688,891 | 115,372,892 | 33,880,275 | 64,859,496 | 6,503 | 5,356 | 4,016 | 1,340 | 394 | 753 | |
| Owning entire farm..... | 527,144,900 | 434,145,998 | 325,025,902 | 109,120,096 | 32,119,090 | 60,879,812 | 6,517 | 5,367 | 4,018 | 1,349 | 397 | 753 | |
| Hiring additional land..... | 32,656,654 | 26,915,785 | 20,662,989 | 6,252,796 | 1,761,185 | 3,979,684 | 6,292 | 5,186 | 3,981 | 1,205 | 339 | 767 | |
| Managers..... | 52,714,961 | 46,076,256 | 37,674,405 | 8,401,851 | 2,170,655 | 4,468,050 | 36,405 | 31,821 | 20,018 | 5,802 | 1,499 | 3,086 | |
| Tenants..... | 363,466,129 | 308,406,879 | 248,043,114 | 60,363,765 | 14,410,825 | 40,648,425 | 3,908 | 3,316 | 2,667 | 649 | 155 | 437 | |
| Share, incl. croppers..... | 234,227,002 | 199,734,142 | 161,020,207 | 38,713,935 | 8,487,084 | 26,005,776 | 3,488 | 2,974 | 2,308 | 576 | 126 | 387 | |
| Share tenants proper..... | 120,505,783 | 101,684,061 | 81,795,905 | 19,888,156 | 4,767,663 | 14,054,059 | 3,895 | 3,287 | 2,644 | 643 | 154 | 454 | |
| Croppers..... | 113,721,219 | 98,050,081 | 79,224,302 | 18,225,779 | 3,719,421 | 11,951,717 | 3,140 | 2,707 | 2,157 | 520 | 103 | 330 | |
| Share-cash..... | 1,342,519 | 1,048,525 | 837,980 | 210,545 | 54,950 | 239,044 | 5,940 | 4,639 | 3,708 | 932 | 243 | 1,038 | |
| Cash, incl. standing renters..... | 120,450,648 | 101,309,069 | 81,171,545 | 20,218,824 | 5,813,460 | 13,547,119 | 4,986 | 4,197 | 3,360 | 837 | 228 | 561 | |
| Cash tenants proper..... | 51,441,674 | 43,187,815 | 34,412,990 | 8,774,816 | 2,119,741 | 6,134,118 | 4,800 | 4,029 | 3,211 | 819 | 198 | 572 | |
| Standing renters..... | 69,008,974 | 68,202,254 | 46,758,646 | 11,443,708 | 3,693,719 | 7,413,001 | 5,135 | 4,331 | 3,480 | 852 | 253 | 552 | |
| Unspecified..... | 7,445,900 | 6,234,143 | 5,013,382 | 1,220,761 | 355,331 | 856,486 | 5,052 | 4,220 | 3,401 | 828 | 241 | 581 | |
| Colored farmers, total..... | 380,702,552 | 322,753,709 | 266,088,551 | 56,715,158 | 12,881,465 | 45,067,378 | 2,924 | 2,479 | 2,044 | 436 | 91 | 346 | |
| Owners..... | 55,855,984 | 45,486,230 | 35,171,475 | 10,314,701 | 2,748,211 | 7,623,537 | 8,482 | 2,835 | 2,192 | 643 | 171 | 475 | |
| Owning entire farm..... | 47,887,630 | 38,884,251 | 30,058,002 | 8,826,249 | 2,406,365 | 6,599,814 | 5,500 | 2,842 | 2,197 | 645 | 176 | 482 | |
| Hiring additional land..... | 7,968,354 | 6,601,985 | 5,113,473 | 1,488,512 | 339,846 | 1,026,723 | 3,379 | 2,800 | 2,169 | 631 | 144 | 435 | |
| Managers..... | 2,072,853 | 1,787,000 | 1,280,395 | 476,605 | 75,797 | 240,056 | 10,014 | 8,488 | 6,185 | 2,302 | 366 | 1,160 | |
| Tenants..... | 322,778,715 | 275,510,473 | 229,566,681 | 45,923,792 | 10,959,457 | 37,203,785 | 2,833 | 2,418 | 2,015 | 493 | 88 | 327 | |
| Share, incl. croppers..... | 196,519,783 | 170,212,054 | 141,545,176 | 28,666,908 | 5,219,298 | 21,088,433 | 2,607 | 2,253 | 1,878 | 380 | 69 | 280 | |
| Share tenants proper..... | 44,724,145 | 38,357,028 | 31,828,946 | 6,528,082 | 1,275,705 | 5,093,412 | 3,173 | 2,721 | 2,268 | 493 | 90 | 361 | |
| Croppers..... | 151,795,638 | 131,855,056 | 109,716,230 | 22,138,826 | 3,945,561 | 15,905,021 | 2,477 | 2,152 | 1,791 | 391 | 64 | 261 | |
| Share-cash..... | 553,422 | 431,369,180 | 314,130 | 85,050 | 12,023 | 172,270 | 4,261 | 2,862 | 2,435 | 427 | 91 | 335 | |
| Cash, incl. standing renters..... | 123,447,171 | 103,015,059 | 86,120,556 | 16,885,503 | 4,785,118 | 15,666,694 | 3,278 | 2,735 | 2,287 | 448 | 127 | 418 | |
| Cash tenants proper..... | 22,320,585 | 18,517,835 | 15,491,131 | 3,026,704 | 780,460 | 3,042,281 | 2,962 | 2,482 | 2,077 | 406 | 102 | 408 | |
| Standing renters..... | 101,126,586 | 84,497,224 | 70,638,425 | 13,858,799 | 4,004,649 | 12,624,713 | 3,348 | 2,798 | 2,339 | 459 | 133 | 418 | |
| Unspecified..... | 2,253,279 | 1,914,150 | 1,597,819 | 316,331 | 63,050 | 276,079 | 2,915 | 2,476 | 2,067 | 409 | 82 | 357 | |
| Florida. | | | | | | | | | | | | | |
| White farmers, total..... | 307,857,223 | 263,888,026 | 214,869,755 | 49,018,271 | 12,667,143 | 31,302,054 | 7,499 | 6,428 | 5,234 | 1,194 | 309 | 763 | |
| Owners..... | 225,517,548 | 189,518,632 | 149,731,500 | 39,787,132 | 10,260,440 | 25,748,476 | 7,011 | 5,892 | 4,655 | 1,237 | 319 | 800 | |
| Owning entire farm..... | 211,630,461 | 177,955,333 | 140,481,213 | 37,474,120 | 9,831,821 | 24,143,307 | 6,973 | 5,863 | 4,628 | 1,235 | 314 | 795 | |
| Hiring additional land..... | 13,887,087 | 11,563,299 | 9,250,287 | 2,313,012 | 718,619 | 1,605,169 | 7,651 | 6,371 | 5,097 | 1,274 | 396 | 884 | |
| Managers..... | 57,898,568 | 54,188,560 | 48,848,976 | 5,339,584 | 1,462,460 | 2,247,548 | 33,506 | 31,359 | 28,269 | 3,090 | 840 | 1,301 | |
| Tenants..... | 24,441,107 | 20,180,834 | 16,289,270 | 3,891,555 | 954,243 | 3,306,030 | 3,415 | 2,820 | 2,276 | 544 | 133 | 462 | |
| Share, incl. croppers..... | 12,784,333 | 10,493,773 | 8,370,914 | 2,122,859 | 612,552 | 1,778,008 | 3,133 | 2,572 | 2,032 | 520 | 126 | 436 | |
| Share tenants proper..... | 5,900,502 | 4,854,546 | 3,829,836 | 1,024,710 | 234,014 | 811,942 | 3,205 | 2,637 | 2,080 | 557 | 127 | 441 | |

TABLE 22.—VALUE OF ALL FARM PROPERTY AND OF THE SEVERAL CLASSES, WITH AVERAGE PER FARM, BY COLOR AND TENURE (DETAILED CLASSIFICATION); BY DIVISIONS AND STATES: 1920—Continued.

| DIVISION OR STATE AND COLOR AND TENURE. | VALUE OF FARM PROPERTY. | | | | | | AVERAGE VALUE PER FARM. | | | | | |
|---|-------------------------|----------------------|----------------------|--------------------|---------------------------|--------------------|-------------------------|---------------------|----------------|--------------|---------------------------|--------------|
| | All farm property. | Land and buildings. | | | Implements and machinery. | Live stock. | All farm property. | Land and buildings. | | | Implements and machinery. | Live stock. |
| | | Total. | Land alone. | Buildings. | | | | Total. | Land alone. | Buildings. | | |
| SOUTH ATLANTIC—Con. | | | | | | | | | | | | |
| Florida—Con. | | | | | | | | | | | | |
| Colored farmers, total..... | \$22,444,494 | \$17,561,378 | \$13,554,985 | \$4,006,393 | \$884,630 | \$3,998,486 | \$1,733 | \$1,856 | \$1,046 | \$309 | \$68 | \$309 |
| Owners..... | 11,636,445 | 9,027,953 | 6,710,515 | 2,317,438 | 485,333 | 2,123,159 | 1,841 | 1,428 | 1,062 | 367 | 77 | 336 |
| Owning entire farm..... | 10,099,502 | 7,879,516 | 5,837,473 | 2,036,043 | 416,355 | 1,809,631 | 1,869 | 1,457 | 1,080 | 377 | 77 | 335 |
| Hiring additional land..... | 1,536,943 | 1,154,437 | 873,042 | 281,395 | 68,978 | 313,528 | 1,680 | 1,262 | 954 | 308 | 76 | 343 |
| Managers..... | 1,129,965 | 1,010,510 | 790,920 | 219,590 | 50,715 | 68,740 | 11,188 | 10,005 | 7,831 | 2,174 | 502 | 681 |
| Tenants..... | 9,678,084 | 7,522,915 | 6,053,550 | 1,469,365 | 348,582 | 1,806,587 | 1,481 | 1,152 | 927 | 225 | 53 | 277 |
| Share, incl. croppers..... | 4,588,308 | 3,747,991 | 3,054,172 | 693,819 | 142,769 | 697,543 | 1,694 | 1,302 | 1,061 | 241 | 50 | 242 |
| Share tenants proper..... | 1,253,236 | 984,874 | 779,592 | 205,282 | 44,254 | 224,108 | 1,616 | 1,191 | 943 | 248 | 54 | 271 |
| Croppers..... | 3,335,070 | 2,763,117 | 2,274,580 | 488,537 | 98,515 | 473,440 | 1,625 | 1,347 | 1,108 | 238 | 48 | 231 |
| Share-cash..... | 21,560 | 9,100 | 7,400 | 1,700 | 360 | 12,109 | 3,081 | 1,300 | 1,057 | 243 | 51 | 1,730 |
| Cash, incl. standing renters..... | 4,621,176 | 3,411,094 | 2,715,428 | 695,666 | 184,588 | 1,025,494 | 1,374 | 1,014 | 807 | 207 | 55 | 305 |
| Cash tenants proper..... | 3,477,654 | 2,639,767 | 2,117,122 | 522,646 | 127,767 | 710,120 | 1,341 | 1,018 | 816 | 201 | 49 | 274 |
| Standing renters..... | 1,143,522 | 771,327 | 598,306 | 173,021 | 56,821 | 315,374 | 1,485 | 1,002 | 777 | 225 | 74 | 410 |
| Unspecified..... | 447,031 | 354,730 | 276,550 | 78,180 | 20,865 | 71,436 | 1,580 | 1,253 | 977 | 276 | 74 | 252 |
| EAST SOUTH CENTRAL. | | | | | | | | | | | | |
| Kentucky. | | | | | | | | | | | | |
| White farmers, total..... | 1,471,385,618 | 1,269,086,758 | 1,021,155,466 | 247,931,292 | 47,378,364 | 154,821,496 | 5,703 | 4,919 | 3,958 | 961 | 184 | 600 |
| Owners..... | 1,079,335,762 | 924,600,468 | 735,437,534 | 189,162,034 | 36,637,696 | 118,097,598 | 6,203 | 5,314 | 4,226 | 1,087 | 211 | 679 |
| Owning entire farm..... | 908,565,069 | 829,472,372 | 657,470,034 | 172,002,338 | 32,805,699 | 106,226,098 | 6,248 | 5,351 | 4,241 | 1,110 | 212 | 685 |
| Hiring additional land..... | 110,770,693 | 95,128,096 | 77,967,500 | 17,160,696 | 3,771,997 | 11,870,600 | 5,836 | 5,011 | 4,107 | 904 | 199 | 625 |
| Managers..... | 30,896,325 | 27,122,830 | 22,152,803 | 4,940,027 | 717,797 | 3,055,698 | 33,080 | 29,030 | 23,750 | 5,289 | 769 | 3,272 |
| Tenants..... | 361,154,531 | 317,363,460 | 263,535,120 | 53,828,331 | 10,022,871 | 33,768,200 | 4,348 | 3,821 | 3,173 | 648 | 121 | 407 |
| Share, incl. croppers..... | 260,437,753 | 228,006,284 | 188,243,959 | 39,762,309 | 7,283,437 | 25,148,052 | 3,890 | 3,405 | 2,811 | 594 | 109 | 370 |
| Share tenants proper..... | 195,895,508 | 170,691,669 | 141,515,534 | 29,176,135 | 5,644,917 | 19,558,022 | 4,026 | 4,031 | 3,342 | 689 | 135 | 402 |
| Croppers..... | 64,542,245 | 57,314,593 | 46,728,421 | 10,686,174 | 1,638,520 | 5,589,180 | 2,022 | 2,329 | 1,899 | 430 | 67 | 227 |
| Share-cash..... | 20,711,526 | 18,550,244 | 15,724,749 | 3,125,495 | 513,630 | 1,347,652 | 9,761 | 8,876 | 7,403 | 1,472 | 242 | 634 |
| Cash, incl. standing renters..... | 62,416,130 | 55,198,225 | 47,058,792 | 8,139,433 | 1,718,073 | 5,499,832 | 6,442 | 5,097 | 4,857 | 840 | 177 | 598 |
| Cash tenants proper..... | 60,906,047 | 53,891,460 | 45,956,307 | 7,936,153 | 1,680,379 | 5,334,208 | 6,492 | 5,744 | 4,895 | 840 | 170 | 569 |
| Standing renters..... | 1,510,083 | 1,306,765 | 1,102,485 | 204,280 | 37,694 | 165,624 | 4,919 | 4,257 | 3,591 | 669 | 123 | 539 |
| Unspecified..... | 17,589,122 | 15,308,727 | 12,507,633 | 2,801,094 | 507,731 | 1,772,664 | 4,106 | 3,573 | 2,920 | 654 | 119 | 414 |
| Colored farmers, total..... | 40,514,459 | 36,072,178 | 29,597,214 | 6,474,964 | 976,493 | 3,465,786 | 3,203 | 2,857 | 2,344 | 513 | 77 | 274 |
| Owners..... | 18,854,264 | 16,391,237 | 12,968,197 | 3,423,100 | 529,638 | 1,933,329 | 3,545 | 3,082 | 2,438 | 644 | 100 | 363 |
| Owning entire farm..... | 14,945,499 | 12,950,639 | 10,144,339 | 2,800,300 | 425,115 | 1,569,745 | 3,575 | 3,008 | 2,427 | 671 | 102 | 376 |
| Hiring additional land..... | 3,908,765 | 3,440,598 | 2,823,858 | 616,800 | 104,523 | 363,584 | 3,432 | 3,021 | 2,470 | 542 | 92 | 310 |
| Managers..... | 772,755 | 684,540 | 526,550 | 157,987 | 24,497 | 63,712 | 22,079 | 10,558 | 15,045 | 4,514 | 700 | 1,820 |
| Tenants..... | 20,887,440 | 18,996,335 | 16,102,458 | 2,893,877 | 422,358 | 1,468,747 | 2,872 | 2,612 | 2,214 | 398 | 58 | 202 |
| Share, incl. croppers..... | 18,640,051 | 16,970,271 | 14,391,870 | 2,678,401 | 372,577 | 1,297,203 | 2,784 | 2,534 | 2,149 | 385 | 56 | 194 |
| Share tenants proper..... | 7,321,749 | 6,632,208 | 5,505,318 | 1,020,890 | 179,187 | 610,354 | 3,939 | 3,514 | 2,961 | 552 | 90 | 328 |
| Croppers..... | 11,318,302 | 10,438,063 | 8,880,552 | 1,551,611 | 193,390 | 686,849 | 2,340 | 2,158 | 1,837 | 321 | 40 | 142 |
| Share-cash..... | 684,946 | 535,270 | 451,640 | 83,630 | 11,765 | 37,910 | 6,030 | 5,518 | 4,656 | 362 | 121 | 391 |
| Cash, incl. standing renters..... | 861,366 | 770,890 | 670,794 | 100,096 | 17,300 | 73,176 | 3,589 | 3,212 | 2,795 | 417 | 72 | 305 |
| Cash tenants proper..... | 814,275 | 724,190 | 626,994 | 97,196 | 17,280 | 72,805 | 3,450 | 3,069 | 2,657 | 412 | 73 | 308 |
| Standing renters..... | 47,091 | 46,700 | 43,800 | 2,900 | 20 | 371 | 11,773 | 11,675 | 10,950 | 725 | 5 | 93 |
| Unspecified..... | 801,078 | 719,904 | 588,164 | 131,750 | 20,716 | 60,458 | 3,324 | 2,987 | 2,440 | 547 | 80 | 261 |
| Tennessee. | | | | | | | | | | | | |
| White farmers, total..... | 1,142,634,405 | 934,651,649 | 732,971,907 | 201,579,742 | 49,227,039 | 158,755,717 | 5,324 | 4,355 | 3,416 | 939 | 299 | 740 |
| Owners..... | 813,730,477 | 660,781,541 | 509,008,086 | 151,773,455 | 37,518,752 | 115,430,184 | 5,886 | 4,780 | 3,682 | 1,098 | 271 | 835 |
| Owning entire farm..... | 724,323,670 | 583,366,859 | 450,618,990 | 137,747,869 | 33,645,742 | 102,310,969 | 5,954 | 4,836 | 3,704 | 1,132 | 277 | 841 |
| Hiring additional land..... | 89,406,907 | 72,414,682 | 58,389,096 | 14,025,586 | 3,873,010 | 13,119,215 | 5,302 | 4,367 | 3,521 | 846 | 234 | 791 |
| Managers..... | 19,422,168 | 16,689,095 | 12,887,819 | 3,801,276 | 596,901 | 2,136,162 | 25,759 | 22,134 | 17,093 | 5,041 | 792 | 2,838 |
| Tenants..... | 309,381,770 | 257,081,013 | 211,076,002 | 46,005,011 | 11,111,336 | 41,189,371 | 4,093 | 3,401 | 2,792 | 909 | 147 | 545 |
| Share, incl. croppers..... | 229,510,924 | 190,853,327 | 156,403,331 | 34,449,996 | 7,991,792 | 30,665,805 | 3,771 | 3,136 | 2,570 | 566 | 131 | 504 |
| Share tenants proper..... | 169,680,992 | 130,669,438 | 106,590,671 | 24,078,767 | 6,006,792 | 23,004,822 | 4,260 | 3,493 | 2,850 | 644 | 161 | 615 |
| Croppers..... | 69,829,932 | 60,183,889 | 49,812,000 | 10,371,229 | 1,985,090 | 7,660,983 | 2,977 | 2,565 | 2,123 | 442 | 85 | 327 |
| Share-cash..... | 4,511,936 | 3,693,330 | 3,042,875 | 650,455 | 169,943 | 648,663 | 6,155 | 5,039 | 4,151 | 887 | 232 | 885 |
| Cash, incl. standing renters..... | 61,489,646 | 51,082,805 | 42,320,230 | 8,732,675 | 2,427,038 | 7,979,758 | 5,846 | 4,857 | 4,024 | 833 | 237 | 759 |
| Cash tenants proper..... | 59,312,071 | 49,342,769 | 40,932,014 | 8,410,755 | 2,336,246 | 7,633,056 | 5,954 | 4,954 | 4,109 | 844 | 235 | 766 |
| Standing renters..... | 2,177,575 | 1,740,036 | 1,388,216 | 351,820 | 90,837 | 346,702 | 3,909 | 3,124 | 2,492 | 632 | 163 | 622 |
| Unspecified..... | 13,860,264 | 11,451,551 | 9,309,566 | 2,141,985 | 522,568 | 1,895,145 | 3,984 | 3,290 | 2,674 | 615 | 150 | 544 |
| Colored farmers, total..... | 109,430,180 | 90,428,245 | 74,810,389 | 15,617,856 | 4,235,517 | 14,766,418 | 2,866 | 2,368 | 1,959 | 409 | 111 | 387 |
| Owners..... | 32,199,400 | 25,277,345 | 19,769,848 | 5,507,497 | 1,546,628 | 5,376,427 | 3,272 | 2,569 | 2,009 | 560 | 157 | 546 |
| Owning entire farm..... | 25,806,796 | 20,132,794 | 15,521,400 | 4,611,994 | 1,287,589 | 4,386,413 | 3,279 | 2,558 | 1,972 | 580 | 164 | 557 |
| Hiring additional land..... | 6,392,604 | 5,144,551 | 4,248,448 | 896,103 | 259,039 | 989,014 | 8,247 | 2,613 | 2,158 | 455 | 132 | 602 |
| Managers..... | 968,882 | 801,700 | 689,670 | 112,030 | 28,550 | 138,652 | 18,281 | 15,120 | 13,013 | 2,114 | 539 | 2,316 |
| Tenants..... | 76,261,898 | 64,349,200 | 54,350,871 | 9,998,329 | 2,660,339 | 9,252,359 | 2,690 | 2,275 | 1,921 | 353 | 94 | 327 |
| Share, incl. croppers..... | 49,456,726 | 42,847,337 | 36,111,821 | 6,736,016 | 1,458,736 | 5,150,153 | 2,428 | 2,103 | 1,773 | 331 | 72 | 253 |
| Share tenants proper..... | 17,663,347 | 14,580,291 | 12,369,208 | 2,211,083 | 644,157 | 2,438,890 | 3,071 | 2,535 | 2,150 | 384 | 112 | 424 |
| Croppers..... | 31,793,379 | 28,267,549 | 23,742,613 | 4,624,933 | 814,579 | 2,711,254 | 2,175 | 1,934 | 1,624 | 310 | 56 | 185 |
| Share-cash..... | 389,976 | 318,445 | 266,295 | 52,150 | 16,467 | 55,064 | 8,786 | 3,092 | 2,585 | 506 | 160 | 535 |
| Cash, incl. standing renters..... | 24,959,358 | 19,950,078 | 16,944,586 | 3,014,498 | 1,736,756 | 3,863,524 | 3,389 | 2,710 | 2,301 | 409 | 154 | 525 |
| Cash tenants proper..... | 16,067,218 | 12,792,323 | 10,841,800 | 1,950,617 | | | | | | | | |

TABLE 22.—VALUE OF ALL FARM PROPERTY AND OF THE SEVERAL CLASSES, WITH AVERAGE PER FARM, BY COLOR AND TENURE (DETAILED CLASSIFICATION), BY DIVISIONS AND STATES: 1920—Continued.

| DIVISION OR STATE AND COLOR AND TENURE. | VALUE OF FARM PROPERTY. | | | | | | AVERAGE VALUE PER FARM. | | | | | |
|---|-------------------------|----------------------|----------------------|----------------------|---------------------------|---------------------|-------------------------|---------------------|----------------|--------------|---------------------------|--------------|
| | All farm property. | Land and buildings. | | | Implements and machinery. | Live stock. | All farm property. | Land and buildings. | | | Implements and machinery. | Live stock. |
| | | Total. | Land alone. | Buildings. | | | | Total. | Land alone. | Buildings. | | |
| EAST SOUTH CENTRAL—Con. | | | | | | | | | | | | |
| Alabama. | | | | | | | | | | | | |
| White farmers, total | \$539,956,015 | \$426,752,943 | \$323,564,185 | \$103,188,758 | \$28,156,938 | \$85,046,134 | \$3,356 | \$2,652 | \$2,011 | \$641 | \$175 | \$529 |
| Owners..... | 356,502,632 | 279,494,456 | 207,134,872 | 72,309,584 | 20,546,387 | 56,461,839 | 3,966 | 3,100 | 2,305 | 804 | 229 | 628 |
| Owning entire farm..... | 327,688,461 | 257,090,366 | 190,005,035 | 67,001,331 | 19,066,936 | 51,515,159 | 4,001 | 3,130 | 2,320 | 818 | 253 | 629 |
| Hiring additional land..... | 28,814,171 | 22,404,090 | 17,129,837 | 5,308,253 | 1,479,451 | 4,946,680 | 3,613 | 2,810 | 2,147 | 693 | 185 | 618 |
| Managers..... | 16,542,952 | 14,037,411 | 11,903,651 | 2,133,760 | 624,397 | 1,881,144 | 20,943 | 22,862 | 10,387 | 3,475 | 1,017 | 3,064 |
| Tenants..... | 166,910,431 | 133,221,076 | 104,426,662 | 28,745,414 | 6,986,204 | 26,703,151 | 2,371 | 1,892 | 1,484 | 408 | 99 | 370 |
| Share, incl. croppers..... | 108,812,002 | 87,374,204 | 68,726,586 | 18,647,044 | 4,364,073 | 17,073,725 | 2,125 | 1,706 | 1,342 | 384 | 85 | 333 |
| Share tenants proper..... | 72,322,509 | 57,048,507 | 44,025,673 | 12,124,834 | 3,150,361 | 12,123,641 | 2,372 | 1,871 | 1,473 | 398 | 103 | 398 |
| Croppers..... | 36,489,493 | 30,325,097 | 23,802,887 | 6,522,810 | 1,213,712 | 4,950,084 | 1,702 | 1,464 | 1,149 | 315 | 59 | 239 |
| Share-cash..... | 733,096 | 519,200 | 403,495 | 115,705 | 86,715 | 177,781 | 3,350 | 2,371 | 1,842 | 528 | 188 | 812 |
| Cash, incl. standing renters..... | 52,984,827 | 41,880,614 | 32,744,605 | 9,136,009 | 2,387,625 | 8,716,388 | 3,065 | 2,423 | 1,894 | 528 | 138 | 504 |
| Cash tenants proper..... | 47,704,521 | 37,708,768 | 29,418,469 | 8,290,299 | 2,187,889 | 7,857,864 | 3,043 | 2,406 | 1,877 | 529 | 130 | 501 |
| Standing renters..... | 5,280,106 | 4,171,846 | 3,326,136 | 845,710 | 249,736 | 858,524 | 3,276 | 2,588 | 2,063 | 525 | 155 | 533 |
| Unspecified..... | 4,380,106 | 3,447,058 | 2,601,002 | 846,050 | 197,791 | 735,267 | 2,007 | 2,052 | 1,548 | 504 | 118 | 438 |
| Colored farmers, total | 150,892,705 | 116,904,812 | 92,189,677 | 24,705,135 | 6,209,279 | 27,778,614 | 1,585 | 1,228 | 968 | 259 | 65 | 292 |
| Owners..... | 87,652,256 | 29,024,680 | 22,043,469 | 6,981,217 | 1,754,450 | 6,873,126 | 2,189 | 1,687 | 1,281 | 406 | 102 | 400 |
| Owning entire farm..... | 30,500,279 | 23,539,613 | 17,747,529 | 5,792,015 | 1,451,692 | 5,518,004 | 2,233 | 1,723 | 1,299 | 424 | 106 | 404 |
| Hiring additional land..... | 7,142,977 | 5,485,067 | 4,295,865 | 1,189,202 | 302,788 | 1,355,122 | 2,018 | 1,550 | 1,214 | 386 | 86 | 333 |
| Managers..... | 1,260,380 | 1,058,905 | 845,287 | 208,618 | 40,180 | 166,295 | 9,924 | 8,298 | 6,656 | 1,643 | 316 | 1,309 |
| Tenants..... | 111,980,069 | 86,826,227 | 69,310,927 | 17,515,300 | 4,414,649 | 20,739,193 | 1,438 | 1,115 | 890 | 225 | 57 | 266 |
| Share, incl. croppers..... | 52,073,491 | 42,735,592 | 34,275,295 | 8,460,297 | 1,666,723 | 7,671,176 | 1,428 | 1,172 | 940 | 232 | 46 | 210 |
| Share tenants proper..... | 17,212,852 | 13,713,206 | 11,248,937 | 2,404,219 | 658,118 | 2,841,523 | 1,854 | 1,477 | 1,212 | 265 | 71 | 306 |
| Croppers..... | 34,860,639 | 29,022,386 | 23,026,308 | 5,996,078 | 1,008,005 | 4,829,648 | 1,282 | 1,068 | 847 | 221 | 37 | 178 |
| Share-cash..... | 442,658 | 305,565 | 254,123 | 61,442 | 19,515 | 117,578 | 2,008 | 1,448 | 1,204 | 244 | 92 | 557 |
| Cash, incl. standing renters..... | 58,346,760 | 42,942,199 | 34,141,303 | 8,800,896 | 2,685,602 | 12,718,959 | 1,444 | 1,093 | 845 | 218 | 66 | 315 |
| Cash tenants proper..... | 42,947,399 | 31,460,820 | 25,117,136 | 6,343,684 | 1,939,253 | 9,547,328 | 1,394 | 1,021 | 815 | 203 | 63 | 310 |
| Standing renters..... | 15,399,361 | 11,481,379 | 9,024,187 | 2,457,212 | 746,349 | 3,171,633 | 1,606 | 1,197 | 941 | 250 | 78 | 331 |
| Unspecified..... | 1,117,160 | 842,871 | 640,206 | 202,665 | 42,809 | 231,480 | 1,416 | 1,068 | 811 | 257 | 54 | 293 |
| Mississippi. | | | | | | | | | | | | |
| White farmers, total | 497,529,775 | 387,295,247 | 298,108,035 | 89,187,212 | 26,506,774 | 83,727,754 | 4,487 | 3,493 | 2,689 | 804 | 239 | 755 |
| Owners..... | 348,084,084 | 266,770,485 | 199,188,332 | 67,532,153 | 20,138,930 | 61,174,669 | 5,109 | 3,918 | 2,924 | 902 | 296 | 898 |
| Owning entire farm..... | 327,063,137 | 250,436,124 | 186,426,220 | 64,009,904 | 18,963,471 | 57,668,542 | 5,136 | 3,933 | 2,928 | 1,005 | 298 | 906 |
| Hiring additional land..... | 21,015,947 | 16,334,361 | 12,762,112 | 3,522,249 | 1,175,459 | 3,506,127 | 4,722 | 3,670 | 2,867 | 803 | 264 | 788 |
| Managers..... | 38,319,306 | 32,319,772 | 28,080,119 | 4,239,653 | 1,757,655 | 4,241,879 | 48,079 | 40,552 | 35,232 | 5,320 | 2,205 | 5,322 |
| Tenants..... | 111,126,385 | 88,204,900 | 70,839,584 | 17,365,406 | 4,610,189 | 18,311,206 | 2,649 | 2,102 | 1,689 | 414 | 110 | 436 |
| Share, incl. croppers..... | 69,161,537 | 54,803,568 | 44,011,060 | 10,792,508 | 2,684,400 | 11,673,569 | 2,184 | 1,731 | 1,390 | 341 | 85 | 369 |
| Share tenants proper..... | 43,129,102 | 32,651,719 | 25,928,300 | 6,723,419 | 1,943,235 | 8,534,148 | 2,274 | 1,721 | 1,367 | 354 | 102 | 450 |
| Croppers..... | 26,032,435 | 22,151,849 | 18,082,760 | 4,069,089 | 741,166 | 3,139,421 | 2,060 | 1,745 | 1,424 | 321 | 58 | 247 |
| Share-cash..... | 1,013,315 | 746,855 | 599,742 | 147,113 | 42,193 | 224,267 | 4,992 | 3,679 | 2,954 | 725 | 208 | 1,105 |
| Cash, incl. standing renters..... | 36,099,348 | 29,230,889 | 23,466,512 | 5,764,377 | 1,732,811 | 5,735,613 | 4,234 | 3,372 | 2,707 | 665 | 200 | 662 |
| Cash tenants proper..... | 33,433,706 | 26,771,360 | 21,529,533 | 5,241,827 | 1,558,556 | 5,108,790 | 4,369 | 3,498 | 2,813 | 656 | 204 | 698 |
| Standing renters..... | 3,200,637 | 2,459,529 | 1,936,979 | 522,550 | 174,285 | 626,823 | 3,212 | 2,423 | 1,908 | 615 | 172 | 618 |
| Unspecified..... | 4,252,190 | 3,423,678 | 2,762,270 | 661,408 | 150,755 | 677,767 | 3,001 | 2,416 | 1,949 | 467 | 106 | 478 |
| Colored farmers, total | 467,222,080 | 402,601,531 | 343,784,359 | 58,867,172 | 13,374,482 | 51,246,067 | 2,898 | 2,497 | 2,132 | 365 | 83 | 318 |
| Owners..... | 72,038,456 | 50,751,385 | 44,957,657 | 11,793,728 | 3,459,584 | 11,827,487 | 3,108 | 2,448 | 1,940 | 509 | 149 | 510 |
| Owning entire farm..... | 64,983,887 | 51,330,215 | 40,662,214 | 10,668,001 | 3,136,048 | 10,517,604 | 3,255 | 2,556 | 2,024 | 531 | 156 | 524 |
| Hiring additional land..... | 7,054,569 | 5,421,170 | 4,295,443 | 1,125,727 | 323,536 | 1,309,883 | 2,282 | 1,754 | 1,390 | 364 | 105 | 424 |
| Managers..... | 2,583,018 | 2,113,110 | 1,711,670 | 401,440 | 130,346 | 339,502 | 13,453 | 11,006 | 8,915 | 2,091 | 679 | 1,769 |
| Tenants..... | 392,600,606 | 343,737,036 | 297,065,032 | 46,672,004 | 9,784,552 | 39,070,018 | 2,848 | 2,494 | 2,155 | 339 | 71 | 283 |
| Share, incl. croppers..... | 280,983,198 | 252,343,199 | 218,623,170 | 38,720,020 | 5,099,733 | 22,970,269 | 2,715 | 2,438 | 2,112 | 326 | 55 | 222 |
| Share tenants proper..... | 87,900,203 | 73,603,605 | 63,696,061 | 9,987,544 | 2,716,990 | 11,579,608 | 2,990 | 2,512 | 2,172 | 340 | 93 | 365 |
| Croppers..... | 198,022,995 | 178,679,594 | 154,927,109 | 23,762,485 | 2,952,743 | 11,390,658 | 2,603 | 2,406 | 2,089 | 320 | 40 | 154 |
| Share-cash..... | 15,830,832 | 14,059,048 | 12,578,968 | 1,435,089 | 349,694 | 1,472,140 | 5,115 | 4,628 | 4,080 | 478 | 113 | 474 |
| Cash, incl. standing renters..... | 64,224,846 | 76,188,560 | 64,900,169 | 11,278,968 | 3,717,607 | 14,315,689 | 3,109 | 2,514 | 2,144 | 371 | 123 | 473 |
| Cash tenants proper..... | 66,611,290 | 57,112,768 | 49,226,580 | 7,886,188 | 2,615,746 | 9,882,746 | 3,371 | 2,766 | 2,384 | 382 | 127 | 479 |
| Standing renters..... | 24,613,586 | 19,075,782 | 15,733,589 | 3,342,193 | 1,101,861 | 4,435,943 | 2,550 | 1,976 | 1,630 | 346 | 114 | 460 |
| Unspecified..... | 1,511,680 | 1,146,239 | 907,726 | 238,514 | 47,618 | 317,923 | 1,598 | 1,212 | 960 | 252 | 50 | 336 |

TABLE 22.—VALUE OF ALL FARM PROPERTY AND OF THE SEVERAL CLASSES, WITH AVERAGE PER-FARM, BY COLOR AND TENURE (DETAILED CLASSIFICATION), BY DIVISIONS AND STATES: 1920—Continued.

| DIVISION OR STATE AND COLOR AND TENURE. | VALUE OF FARM PROPERTY. | | | | | | AVERAGE VALUE PER FARM. | | | | | |
|---|-------------------------|----------------------|----------------------|----------------------|---------------------------|----------------------|-------------------------|---------------------|----------------|--------------|--------------|--------------|
| | All farm property. | Land and buildings. | | | Implements and machinery. | Live stock. | All farm property. | Land and buildings. | | | Live stock. | |
| | | Total. | Land alone. | Buildings. | | | | Total. | Land alone. | Buildings. | | |
| WEST SOUTH CENTRAL. | | | | | | | | | | | | |
| Arkansas. | | | | | | | | | | | | |
| White farmers, total. | \$712,090,762 | \$570,653,057 | \$453,235,261 | \$117,417,796 | \$37,128,771 | \$104,310,934 | \$4,442 | \$3,559 | \$2,827 | \$732 | \$232 | \$651 |
| Owners..... | 459,978,971 | 361,754,359 | 278,304,146 | 83,450,213 | 25,004,055 | 72,320,557 | 4,729 | 3,719 | 2,861 | 858 | 260 | 743 |
| Owning entire farm..... | 404,323,030 | 317,450,050 | 242,819,012 | 74,640,043 | 22,909,998 | 63,953,977 | 4,747 | 3,727 | 2,851 | 876 | 269 | 751 |
| Hiring additional land..... | 55,655,941 | 44,295,304 | 35,485,134 | 8,810,170 | 2,994,057 | 8,366,580 | 4,599 | 3,600 | 2,932 | 728 | 247 | 691 |
| Managers..... | 27,767,282 | 24,139,921 | 21,403,331 | 2,736,590 | 1,318,398 | 2,308,963 | 43,310 | 37,600 | 33,391 | 4,269 | 2,057 | 3,002 |
| Tenants..... | 224,344,509 | 134,758,777 | 153,527,784 | 31,230,993 | 9,904,318 | 29,681,414 | 3,595 | 2,961 | 2,460 | 500 | 150 | 476 |
| Share, incl. croppers..... | 162,748,935 | 134,038,032 | 111,191,028 | 22,847,004 | 7,354,955 | 21,355,948 | 3,747 | 3,727 | 2,225 | 457 | 147 | 427 |
| Share tenants proper..... | 124,490,616 | 100,533,195 | 83,088,978 | 17,444,217 | 6,127,781 | 17,838,640 | 3,558 | 2,873 | 2,374 | 499 | 175 | 510 |
| Croppers..... | 38,249,319 | 33,504,837 | 28,102,050 | 5,402,787 | 1,227,174 | 3,517,308 | 2,554 | 2,237 | 1,876 | 361 | 82 | 235 |
| Share-cash..... | 9,202,031 | 7,666,592 | 6,725,887 | 940,705 | 384,070 | 1,151,369 | 5,929 | 4,940 | 4,334 | 608 | 247 | 742 |
| Cash, incl. standing renters..... | 45,935,099 | 37,883,611 | 31,461,044 | 6,422,567 | 1,865,261 | 6,186,227 | 5,154 | 4,250 | 3,530 | 721 | 209 | 604 |
| Cash tenants proper..... | 44,658,700 | 36,862,589 | 30,640,105 | 6,213,484 | 1,783,838 | 6,012,363 | 5,240 | 4,325 | 3,596 | 729 | 209 | 705 |
| Standing renters..... | 1,270,399 | 1,021,022 | 811,939 | 209,083 | 81,423 | 173,864 | 3,273 | 2,618 | 2,082 | 536 | 209 | 446 |
| Unspecified..... | 6,468,444 | 5,170,542 | 4,149,825 | 1,020,717 | 300,032 | 987,870 | 3,275 | 2,622 | 2,104 | 518 | 162 | 501 |
| Colored farmers, total. | 212,304,721 | 182,457,609 | 154,538,179 | 27,919,430 | 6,305,466 | 23,541,646 | 2,937 | 2,524 | 2,138 | 386 | 87 | 326 |
| Owners..... | 66,352,848 | 45,592,538 | 37,190,715 | 8,401,823 | 2,381,205 | 8,379,105 | 3,666 | 2,966 | 2,419 | 547 | 155 | 545 |
| Owning entire farm..... | 48,021,900 | 38,781,594 | 31,514,647 | 7,206,907 | 2,040,621 | 7,193,775 | 3,732 | 3,014 | 2,449 | 505 | 159 | 559 |
| Hiring additional land..... | 8,330,858 | 6,810,944 | 5,676,028 | 1,194,916 | 384,584 | 1,185,330 | 3,323 | 2,717 | 2,264 | 453 | 133 | 473 |
| Managers..... | 1,353,081 | 1,187,555 | 1,081,720 | 105,835 | 51,319 | 114,207 | 14,243 | 12,501 | 11,387 | 1,114 | 540 | 1,202 |
| Tenants..... | 154,598,792 | 135,677,516 | 116,265,744 | 19,411,772 | 3,872,942 | 15,048,334 | 2,721 | 2,388 | 2,046 | 342 | 68 | 265 |
| Share, incl. croppers..... | 110,822,598 | 99,179,553 | 84,391,142 | 14,788,411 | 2,440,639 | 9,193,406 | 2,467 | 2,208 | 1,879 | 329 | 55 | 205 |
| Share tenants proper..... | 36,877,554 | 30,837,064 | 25,942,568 | 4,894,496 | 1,145,334 | 4,895,156 | 3,016 | 2,522 | 2,122 | 400 | 94 | 400 |
| Croppers..... | 73,945,044 | 65,342,489 | 58,448,574 | 9,893,915 | 1,804,305 | 4,298,250 | 2,262 | 2,091 | 1,788 | 303 | 40 | 131 |
| Share-cash..... | 8,912,409 | 7,699,931 | 6,796,146 | 903,785 | 249,203 | 963,275 | 3,900 | 3,370 | 2,974 | 396 | 109 | 422 |
| Cash, incl. standing renters..... | 33,948,196 | 28,051,992 | 24,442,611 | 3,609,381 | 1,146,230 | 4,749,974 | 3,667 | 3,030 | 2,640 | 390 | 124 | 513 |
| Cash tenants proper..... | 32,607,586 | 26,927,347 | 23,457,484 | 3,469,893 | 1,110,263 | 4,569,976 | 3,665 | 3,027 | 2,637 | 390 | 125 | 514 |
| Standing renters..... | 1,340,610 | 1,124,645 | 985,127 | 139,518 | 35,967 | 179,998 | 3,703 | 3,107 | 2,721 | 385 | 99 | 497 |
| Unspecified..... | 915,589 | 746,040 | 635,845 | 110,195 | 27,870 | 141,679 | 2,565 | 2,090 | 1,781 | 309 | 78 | 397 |
| Louisiana. | | | | | | | | | | | | |
| White farmers, total. | 457,911,706 | 366,365,525 | 295,776,756 | 70,588,769 | 28,003,936 | 63,542,245 | 6,238 | 4,981 | 4,029 | 962 | 382 | 866 |
| Owners..... | 299,440,327 | 236,354,594 | 186,404,067 | 49,859,627 | 18,685,419 | 44,400,314 | 6,472 | 5,108 | 4,031 | 1,078 | 404 | 960 |
| Owning entire farm..... | 261,258,613 | 205,273,070 | 160,267,442 | 45,005,622 | 15,871,877 | 40,113,666 | 6,159 | 4,839 | 3,778 | 1,061 | 374 | 946 |
| Hiring additional land..... | 38,181,714 | 31,081,524 | 26,227,519 | 4,854,005 | 2,813,542 | 4,286,648 | 9,928 | 8,082 | 6,819 | 1,262 | 732 | 1,115 |
| Managers..... | 52,336,807 | 43,057,956 | 36,647,987 | 6,409,909 | 4,670,006 | 4,608,845 | 71,110 | 58,503 | 49,793 | 8,700 | 6,345 | 6,262 |
| Tenants..... | 106,134,572 | 86,952,975 | 72,633,802 | 14,319,173 | 4,648,511 | 14,533,086 | 4,020 | 3,294 | 2,751 | 542 | 176 | 550 |
| Share, incl. croppers..... | 75,310,344 | 62,490,920 | 52,869,163 | 9,621,757 | 3,204,470 | 9,614,954 | 3,723 | 3,090 | 2,614 | 476 | 158 | 475 |
| Share tenants proper..... | 50,060,615 | 46,678,717 | 39,857,354 | 6,821,363 | 2,629,096 | 7,362,802 | 4,368 | 3,598 | 3,072 | 520 | 203 | 567 |
| Croppers..... | 18,040,729 | 15,812,293 | 13,011,809 | 2,800,394 | 575,374 | 2,262,152 | 2,571 | 2,180 | 1,794 | 386 | 79 | 312 |
| Share-cash..... | 1,360,210 | 1,059,435 | 924,146 | 135,289 | 65,634 | 225,141 | 6,751 | 5,297 | 4,621 | 676 | 328 | 1,120 |
| Cash, incl. standing renters..... | 27,639,014 | 21,900,550 | 17,865,443 | 4,035,107 | 1,297,652 | 4,440,812 | 4,982 | 3,947 | 3,220 | 727 | 234 | 800 |
| Cash tenants proper..... | 26,972,022 | 21,337,761 | 17,443,504 | 3,944,257 | 1,263,137 | 4,321,124 | 5,034 | 3,892 | 3,256 | 736 | 236 | 806 |
| Standing renters..... | 666,992 | 512,789 | 421,939 | 90,850 | 34,515 | 119,688 | 3,510 | 2,699 | 2,221 | 478 | 182 | 630 |
| Unspecified..... | 1,835,004 | 1,502,070 | 975,050 | 527,020 | 80,755 | 252,170 | 4,308 | 3,526 | 2,289 | 1,237 | 190 | 592 |
| Colored farmers, total. | 131,914,973 | 107,673,268 | 87,841,406 | 19,831,862 | 4,711,074 | 19,530,631 | 2,126 | 1,735 | 1,415 | 320 | 78 | 315 |
| Owners..... | 32,323,696 | 25,472,623 | 20,326,091 | 5,145,932 | 1,379,843 | 5,471,230 | 2,942 | 2,319 | 1,850 | 468 | 126 | 498 |
| Owning entire farm..... | 28,192,590 | 22,155,670 | 17,688,888 | 4,486,782 | 1,226,228 | 4,810,092 | 2,976 | 2,339 | 1,865 | 474 | 129 | 508 |
| Hiring additional land..... | 4,131,106 | 3,316,953 | 2,637,803 | 659,150 | 153,615 | 660,538 | 2,730 | 2,192 | 1,767 | 436 | 102 | 437 |
| Managers..... | 991,558 | 853,310 | 750,524 | 102,786 | 33,506 | 104,742 | 10,778 | 9,275 | 8,158 | 1,117 | 364 | 1,139 |
| Tenants..... | 98,599,719 | 81,347,335 | 66,764,191 | 14,583,144 | 3,297,725 | 13,954,659 | 1,934 | 1,596 | 1,310 | 280 | 65 | 274 |
| Share, incl. croppers..... | 79,084,288 | 66,477,902 | 54,676,209 | 11,801,093 | 2,457,152 | 10,149,174 | 1,902 | 1,599 | 1,315 | 284 | 59 | 244 |
| Share tenants proper..... | 40,418,765 | 32,360,829 | 26,889,850 | 5,500,979 | 1,439,902 | 6,532,034 | 2,306 | 1,849 | 1,534 | 314 | 85 | 373 |
| Croppers..... | 38,665,523 | 34,081,133 | 27,786,419 | 6,294,714 | 967,250 | 3,617,140 | 1,607 | 1,417 | 1,155 | 262 | 40 | 150 |
| Share-cash..... | 2,547,956 | 1,912,325 | 1,498,529 | 413,805 | 124,423 | 511,203 | 2,500 | 1,926 | 1,509 | 417 | 125 | 515 |
| Cash, incl. standing renters..... | 16,243,901 | 12,399,095 | 10,110,438 | 2,283,657 | 698,588 | 3,146,218 | 2,041 | 1,558 | 1,271 | 288 | 88 | 395 |
| Cash tenants proper..... | 11,323,872 | 8,924,508 | 7,019,672 | 1,604,836 | 482,428 | 2,217,036 | 2,041 | 1,555 | 1,285 | 289 | 87 | 400 |
| Standing renters..... | 4,919,929 | 3,774,587 | 3,090,766 | 683,821 | 216,160 | 929,182 | 2,041 | 1,500 | 1,282 | 284 | 90 | 386 |
| Unspecified..... | 723,574 | 557,933 | 478,964 | 78,989 | 17,537 | 148,064 | 1,612 | 1,243 | 1,067 | 176 | 39 | 330 |

TABLE 22.—VALUE OF ALL FARM PROPERTY AND OF THE SEVERAL CLASSES, WITH AVERAGE PER FARM, BY COLOR AND TENURE (DETAILED CLASSIFICATION), BY DIVISIONS AND STATES: 1920—Continued.

| DIVISION OR STATE AND COLOR AND TENURE. | VALUE OF FARM PROPERTY. | | | | | AVERAGE VALUE PER FARM. | | | | | | |
|---|-------------------------|---------------------|-----------------|---------------|---------------------------|-------------------------|--------------------|---------------------|-------------|------------|---------------------------|-------------|
| | All farm property. | Land and buildings. | | | Implements and machinery. | Live stock. | All farm property. | Land and buildings. | | | Implements and machinery. | Live stock. |
| | | Total. | Land alone. | Buildings. | | | | Total. | Land alone. | Buildings. | | |
| WEST SOUTH CENTRAL—CON. | | | | | | | | | | | | |
| Oklahoma. | | | | | | | | | | | | |
| White farmers, total. | \$1,566,708,361 | \$1,286,081,414 | \$1,105,078,897 | \$181,002,517 | \$76,712,166 | \$203,914,781 | \$9,042 | \$7,423 | \$6,378 | \$1,045 | \$443 | \$1,177 |
| Owners..... | 870,363,408 | 702,725,632 | 592,955,866 | 109,769,767 | 48,137,128 | 119,500,648 | 10,395 | 8,393 | 7,082 | 1,311 | 575 | 1,427 |
| Owning entire farm..... | 570,488,267 | 464,116,935 | 383,954,811 | 80,182,124 | 32,427,568 | 79,943,764 | 9,831 | 7,512 | 6,214 | 1,297 | 525 | 1,294 |
| Hiring additional land..... | 293,875,141 | 238,608,697 | 209,001,054 | 29,607,643 | 15,709,560 | 39,556,884 | 13,391 | 10,873 | 9,524 | 1,349 | 716 | 1,803 |
| Managers..... | 31,957,102 | 25,772,476 | 22,853,464 | 2,919,011 | 850,671 | 5,333,956 | 37,597 | 30,321 | 26,886 | 3,434 | 1,001 | 6,275 |
| Tenants..... | 664,387,851 | 557,583,307 | 489,269,568 | 68,313,739 | 27,724,377 | 79,080,177 | 7,492 | 6,287 | 5,517 | 770 | 318 | 892 |
| Share, incl. croppers..... | 489,000,921 | 412,973,963 | 362,026,419 | 50,947,544 | 19,990,941 | 56,036,017 | 7,043 | 5,948 | 5,214 | 734 | 288 | 807 |
| Share tenants proper..... | 447,590,574 | 377,284,878 | 330,781,553 | 46,523,325 | 18,580,493 | 51,731,203 | 7,108 | 6,042 | 5,297 | 745 | 298 | 828 |
| Croppers..... | 41,404,347 | 35,689,085 | 31,264,866 | 4,424,219 | 1,410,448 | 4,304,814 | 5,926 | 5,108 | 4,475 | 633 | 202 | 616 |
| Share-cash..... | 54,306,231 | 46,699,259 | 41,801,744 | 4,897,515 | 2,732,856 | 4,374,116 | 14,291 | 12,289 | 11,000 | 1,289 | 719 | 1,283 |
| Cash, incl. standing renters..... | 115,967,348 | 93,578,222 | 81,676,722 | 11,901,500 | 4,809,617 | 17,579,509 | 7,902 | 6,377 | 5,566 | 811 | 328 | 1,198 |
| Cash tenants proper..... | 115,753,953 | 93,448,822 | 81,561,322 | 11,887,500 | 4,803,502 | 17,501,629 | 7,899 | 6,377 | 5,566 | 811 | 328 | 1,194 |
| Standing renters..... | 213,395 | 129,400 | 115,400 | 14,000 | 6,115 | 77,880 | 10,162 | 6,162 | 5,495 | 667 | 291 | 3,709 |
| Unspecified..... | 5,113,351 | 4,331,863 | 3,764,683 | 567,180 | 180,953 | 590,535 | 6,556 | 5,554 | 4,827 | 727 | 245 | 757 |
| Colored farmers, total. | 93,715,183 | 77,783,880 | 66,380,467 | 11,403,413 | 3,918,381 | 12,012,922 | 5,005 | 4,154 | 3,545 | 609 | 209 | 642 |
| Owners..... | 55,434,469 | 45,310,004 | 37,539,450 | 7,770,554 | 2,653,865 | 7,470,600 | 5,343 | 4,776 | 3,957 | 819 | 280 | 787 |
| Owning entire farm..... | 44,761,487 | 36,557,424 | 29,988,487 | 6,668,937 | 2,194,615 | 6,009,448 | 5,594 | 4,569 | 3,748 | 821 | 274 | 751 |
| Hiring additional land..... | 10,672,982 | 8,752,580 | 7,550,963 | 1,201,617 | 459,250 | 1,461,152 | 7,182 | 5,800 | 5,081 | 809 | 309 | 983 |
| Managers..... | 1,058,783 | 861,705 | 749,853 | 111,912 | 43,357 | 153,661 | 12,456 | 10,138 | 8,822 | 1,317 | 510 | 1,808 |
| Tenants..... | 37,221,931 | 31,612,111 | 28,091,164 | 3,520,947 | 1,221,159 | 4,388,661 | 4,067 | 3,454 | 3,069 | 385 | 133 | 480 |
| Share, incl. croppers..... | 31,615,432 | 26,997,421 | 23,973,872 | 3,023,549 | 1,026,854 | 3,591,157 | 3,984 | 3,402 | 3,021 | 381 | 129 | 453 |
| Share tenants proper..... | 25,290,240 | 21,376,661 | 18,965,654 | 2,414,007 | 851,804 | 3,058,775 | 4,218 | 3,566 | 3,163 | 403 | 142 | 510 |
| Croppers..... | 6,325,192 | 5,617,760 | 5,008,218 | 609,542 | 175,050 | 532,382 | 3,262 | 2,897 | 2,558 | 314 | 90 | 275 |
| Share-cash..... | 707,693 | 611,185 | 562,025 | 49,160 | 22,070 | 74,382 | 6,937 | 5,992 | 5,510 | 482 | 216 | 729 |
| Cash, incl. standing renters..... | 4,649,647 | 3,794,750 | 3,371,182 | 423,598 | 104,300 | 690,537 | 4,492 | 3,666 | 3,257 | 409 | 159 | 667 |
| Cash tenants proper..... | 4,580,641 | 3,739,250 | 3,320,507 | 418,748 | 102,228 | 679,193 | 4,405 | 3,644 | 3,230 | 408 | 158 | 662 |
| Standing renters..... | 69,006 | 55,500 | 50,675 | 4,825 | 2,132 | 11,374 | 7,607 | 6,167 | 5,631 | 536 | 237 | 1,264 |
| Unspecified..... | 249,259 | 208,755 | 184,085 | 24,670 | 7,809 | 32,635 | 3,116 | 2,609 | 2,301 | 308 | 98 | 408 |
| Texas. | | | | | | | | | | | | |
| White farmers, total. | 4,183,641,832 | 3,474,000,091 | 3,050,694,356 | 423,305,735 | 145,842,782 | 563,798,959 | 11,711 | 9,724 | 8,539 | 1,185 | 408 | 1,578 |
| Owners..... | 2,310,957,720 | 1,883,760,434 | 1,616,414,712 | 267,354,722 | 91,599,378 | 344,648,499 | 13,058 | 10,693 | 9,008 | 1,505 | 615 | 1,940 |
| Owning entire farm..... | 1,814,579,859 | 1,481,428,615 | 1,251,746,914 | 229,681,701 | 75,427,017 | 257,722,827 | 11,933 | 9,744 | 8,233 | 1,511 | 498 | 1,695 |
| Hiring additional land..... | 505,378,361 | 402,340,819 | 364,667,798 | 37,673,021 | 16,111,870 | 89,925,672 | 19,713 | 16,694 | 14,224 | 1,469 | 628 | 3,391 |
| Managers..... | 261,815,759 | 203,697,405 | 193,817,206 | 9,880,199 | 3,699,519 | 54,418,835 | 110,007 | 85,587 | 81,436 | 4,151 | 1,554 | 22,885 |
| Tenants..... | 1,601,868,359 | 1,386,533,252 | 1,240,462,488 | 146,070,814 | 50,003,476 | 164,731,625 | 9,040 | 7,825 | 7,000 | 824 | 286 | 930 |
| Share, incl. croppers..... | 1,342,365,861 | 1,181,389,068 | 1,053,766,543 | 127,622,525 | 44,140,855 | 116,826,938 | 8,423 | 7,413 | 6,612 | 804 | 277 | 733 |
| Share tenants proper..... | 1,092,107,456 | 928,888,454 | 826,571,953 | 102,316,501 | 37,003,998 | 96,215,004 | 8,927 | 7,807 | 6,947 | 860 | 311 | 809 |
| Croppers..... | 280,258,405 | 252,500,614 | 227,194,590 | 25,306,024 | 7,145,857 | 20,611,934 | 6,940 | 6,253 | 5,626 | 627 | 177 | 510 |
| Share-cash..... | 46,818,337 | 40,391,175 | 36,105,357 | 4,285,818 | 1,578,876 | 4,848,286 | 10,657 | 9,194 | 8,219 | 976 | 359 | 1,104 |
| Cash, incl. standing renters..... | 179,918,173 | 138,287,723 | 127,002,078 | 11,285,645 | 3,943,285 | 37,687,165 | 17,688 | 13,595 | 12,485 | 1,109 | 388 | 3,705 |
| Cash tenants proper..... | 178,945,713 | 137,489,045 | 126,330,932 | 11,150,013 | 3,912,320 | 37,544,348 | 17,855 | 13,719 | 12,606 | 1,113 | 390 | 3,746 |
| Standing renters..... | 972,460 | 798,678 | 668,046 | 135,632 | 30,965 | 142,817 | 6,483 | 5,325 | 4,220 | 904 | 206 | 952 |
| Unspecified..... | 32,765,982 | 26,465,236 | 23,538,460 | 2,876,826 | 931,460 | 5,369,236 | 10,020 | 8,093 | 7,214 | 880 | 285 | 1,042 |
| Colored farmers, total. | 263,778,489 | 226,173,228 | 194,514,293 | 31,658,935 | 8,478,214 | 29,127,047 | 3,348 | 2,871 | 2,469 | 402 | 108 | 370 |
| Owners..... | 84,150,269 | 68,170,518 | 55,233,212 | 12,937,276 | 3,734,005 | 12,245,746 | 3,575 | 2,896 | 2,346 | 550 | 159 | 520 |
| Owning entire farm..... | 68,850,390 | 55,407,691 | 44,337,641 | 11,070,023 | 3,116,192 | 10,326,534 | 3,550 | 2,857 | 2,286 | 571 | 161 | 532 |
| Hiring additional land..... | 15,299,879 | 12,762,824 | 10,895,601 | 1,867,253 | 617,813 | 1,919,212 | 3,690 | 3,078 | 2,628 | 450 | 149 | 463 |
| Managers..... | 3,377,354 | 2,827,325 | 2,572,270 | 255,055 | 55,227 | 494,802 | 25,204 | 21,099 | 19,106 | 1,903 | 412 | 3,693 |
| Tenants..... | 176,250,866 | 155,175,385 | 136,708,781 | 18,466,604 | 4,688,982 | 16,386,499 | 3,198 | 2,816 | 2,481 | 335 | 85 | 297 |
| Share, incl. croppers..... | 166,551,111 | 147,194,385 | 129,890,444 | 17,303,941 | 4,343,695 | 15,013,031 | 3,224 | 2,849 | 2,514 | 335 | 84 | 291 |
| Share tenants proper..... | 77,997,121 | 66,023,336 | 57,365,947 | 8,687,389 | 2,598,603 | 9,375,182 | 3,297 | 2,791 | 2,425 | 360 | 110 | 396 |
| Croppers..... | 88,553,990 | 81,171,049 | 72,524,497 | 8,646,552 | 1,745,092 | 5,637,849 | 3,103 | 2,899 | 2,690 | 309 | 62 | 201 |
| Share-cash..... | 2,853,714 | 2,445,142 | 2,201,272 | 243,870 | 81,810 | 326,762 | 4,963 | 4,252 | 3,828 | 424 | 142 | 565 |
| Cash, incl. standing renters..... | 6,040,575 | 4,014,834 | 3,311,561 | 703,273 | 207,062 | 818,679 | 2,249 | 1,792 | 1,478 | 314 | 92 | 365 |
| Cash tenants proper..... | 3,499,753 | 2,823,046 | 2,372,134 | 450,912 | 131,028 | 545,679 | 2,610 | 2,105 | 1,799 | 336 | 98 | 407 |
| Standing renters..... | 1,540,822 | 1,191,788 | 939,427 | 252,361 | 76,034 | 273,000 | 1,712 | 1,324 | 1,044 | 280 | 84 | 303 |
| Unspecified..... | 1,805,466 | 1,521,024 | 1,305,504 | 215,520 | 56,415 | 228,027 | 2,839 | 2,392 | 2,053 | 339 | 80 | 359 |

TABLE 22.—VALUE OF ALL FARM PROPERTY AND OF THE SEVERAL CLASSES, WITH AVERAGE PER FARM, BY COLOR AND TENURE (DETAILED CLASSIFICATION), BY DIVISIONS AND STATES: 1920—Continued.

| DIVISION OR STATE AND COLOR AND TENURE. | VALUE OF FARM PROPERTY. | | | | | | AVERAGE VALUE PER FARM. | | | | | |
|---|-------------------------|----------------------|----------------------|---------------------|---------------------------|----------------------|-------------------------|---------------------|-----------------|----------------|---------------------------|----------------|
| | All farm property. | Land and buildings. | | | Implements and machinery. | Live stock. | All farm property. | Land and buildings. | | | Implements and machinery. | Live stock. |
| | | Total. | Land alone. | Buildings. | | | | Total. | Land alone. | Buildings. | | |
| MOUNTAIN. | | | | | | | | | | | | |
| Montana. | | | | | | | | | | | | |
| White farmers, total..... | \$973,337,451 | \$767,439,420 | \$683,538,978 | \$83,900,442 | \$54,440,646 | \$151,457,385 | \$17,193 | \$13,556 | \$12,074 | \$1,482 | \$962 | \$2,675 |
| Owners..... | 787,820,756 | 618,493,954 | 548,387,119 | 69,606,835 | 46,137,279 | 123,198,523 | 15,985 | 12,549 | 11,137 | 1,412 | 936 | 2,500 |
| Owning entire farm..... | 492,524,797 | 384,660,237 | 336,609,013 | 48,051,224 | 30,074,562 | 77,789,998 | 13,137 | 10,260 | 8,978 | 1,282 | 802 | 2,075 |
| Hiring additional land..... | 295,304,959 | 233,833,717 | 212,278,106 | 21,555,611 | 16,062,717 | 45,408,525 | 25,036 | 19,825 | 17,997 | 1,828 | 1,362 | 3,850 |
| Managers..... | 65,167,367 | 50,240,105 | 45,694,591 | 4,545,514 | 2,081,654 | 12,845,608 | 73,304 | 56,518 | 51,400 | 5,113 | 2,342 | 14,450 |
| Tenants..... | 120,340,328 | 98,705,361 | 88,957,268 | 9,748,093 | 6,221,713 | 15,413,254 | 18,689 | 15,329 | 13,815 | 1,514 | 966 | 2,394 |
| Share..... | 82,808,512 | 69,783,550 | 63,219,190 | 6,564,860 | 4,135,388 | 8,949,574 | 18,972 | 15,076 | 14,473 | 1,503 | 947 | 2,049 |
| Share-cash..... | 4,032,433 | 3,674,535 | 3,354,210 | 320,325 | 457,825 | 500,073 | 22,953 | 22,966 | 20,964 | 2,002 | 2,861 | 3,125 |
| Cash..... | 28,539,931 | 21,831,459 | 19,259,031 | 2,572,428 | 1,443,262 | 5,265,210 | 16,574 | 12,673 | 11,184 | 1,494 | 838 | 3,058 |
| Unspecified..... | 4,200,452 | 3,415,817 | 3,124,837 | 200,980 | 185,238 | 698,397 | 22,748 | 18,073 | 16,534 | 1,540 | 980 | 3,695 |
| Colored farmers, total..... | 12,623,857 | 9,328,109 | 8,373,287 | 954,822 | 563,566 | 2,732,182 | 11,876 | 8,775 | 7,877 | 898 | 530 | 2,570 |
| Owners..... | 11,454,800 | 8,521,157 | 7,771,250 | 749,907 | 515,200 | 2,418,443 | 11,620 | 8,651 | 7,890 | 761 | 523 | 2,455 |
| Owning entire farm..... | 9,121,028 | 7,104,627 | 6,449,595 | 655,032 | 405,160 | 1,551,251 | 9,703 | 7,558 | 6,861 | 697 | 495 | 1,650 |
| Hiring additional land..... | 2,333,832 | 1,416,530 | 1,321,655 | 94,875 | 60,110 | 867,192 | 51,863 | 31,478 | 29,370 | 2,108 | 1,114 | 19,271 |
| Managers..... | 244,080 | 222,125 | 106,725 | 115,400 | 4,856 | 17,049 | 24,403 | 22,213 | 10,673 | 11,540 | 480 | 1,705 |
| Tenants..... | 924,967 | 584,827 | 495,312 | 89,515 | 43,450 | 206,690 | 13,602 | 8,600 | 7,284 | 1,316 | 639 | 4,363 |
| Share..... | 327,267 | 252,312 | 252,312 | 18,915 | 26,565 | 20,475 | 10,909 | 9,041 | 8,410 | 631 | 836 | 983 |
| Share-cash..... | 554,051 | 282,400 | 213,500 | 68,900 | 16,085 | 255,566 | 15,830 | 8,069 | 6,100 | 1,969 | 460 | 7,302 |
| Cash..... | 43,649 | 31,200 | 29,500 | 1,700 | 800 | 11,649 | 14,550 | 10,460 | 9,833 | 567 | 267 | 3,833 |
| Unspecified..... | | | | | | | | | | | | |
| Idaho. | | | | | | | | | | | | |
| White farmers, total..... | 710,441,620 | 576,470,350 | 507,180,172 | 69,290,178 | 38,186,519 | 95,804,751 | 17,079 | 13,858 | 12,192 | 1,666 | 918 | 2,303 |
| Owners..... | 543,438,183 | 434,749,536 | 378,080,444 | 58,660,092 | 31,464,230 | 77,222,417 | 15,851 | 12,681 | 11,028 | 1,653 | 918 | 2,252 |
| Owning entire farm..... | 434,260,859 | 344,222,167 | 296,466,768 | 47,755,399 | 25,715,935 | 64,322,757 | 14,600 | 11,494 | 9,899 | 1,505 | 859 | 2,148 |
| Hiring additional land..... | 109,178,324 | 90,527,369 | 81,613,676 | 8,913,693 | 5,748,285 | 12,899,660 | 25,179 | 20,783 | 18,822 | 2,050 | 1,326 | 2,975 |
| Managers..... | 36,990,860 | 29,121,176 | 26,216,759 | 2,904,417 | 1,219,026 | 6,650,658 | 48,801 | 38,418 | 34,587 | 3,832 | 1,098 | 8,774 |
| Tenants..... | 130,014,577 | 112,599,638 | 102,882,969 | 9,718,669 | 5,483,263 | 11,931,678 | 19,831 | 17,175 | 15,693 | 1,482 | 836 | 1,820 |
| Share..... | 86,210,651 | 75,321,457 | 69,210,774 | 6,110,683 | 3,562,021 | 7,327,173 | 21,515 | 18,797 | 17,272 | 1,525 | 889 | 1,829 |
| Share-cash..... | 4,404,189 | 3,988,467 | 3,687,550 | 300,495 | 179,149 | 286,086 | 28,785 | 20,066 | 24,102 | 1,964 | 1,171 | 1,549 |
| Cash..... | 30,944,978 | 26,017,991 | 23,446,280 | 2,571,711 | 1,397,721 | 3,520,264 | 15,692 | 13,194 | 11,890 | 1,304 | 709 | 1,790 |
| Unspecified..... | 8,454,770 | 7,272,145 | 6,538,365 | 733,780 | 344,372 | 838,253 | 19,940 | 17,151 | 15,421 | 1,731 | 812 | 1,977 |
| Colored farmers, total..... | 5,696,290 | 5,041,614 | 4,685,697 | 355,917 | 250,734 | 403,942 | 11,213 | 9,924 | 9,224 | 701 | 494 | 795 |
| Owners..... | 3,806,603 | 2,838,600 | 2,621,003 | 217,597 | 166,210 | 301,792 | 9,109 | 7,820 | 7,220 | 598 | 458 | 881 |
| Owning entire farm..... | 3,063,345 | 2,622,500 | 2,416,003 | 206,497 | 163,260 | 287,555 | 8,727 | 7,472 | 6,883 | 589 | 437 | 819 |
| Hiring additional land..... | 243,258 | 216,100 | 205,000 | 11,100 | 12,950 | 14,208 | 20,272 | 18,008 | 17,083 | 925 | 1,079 | 1,184 |
| Managers..... | | | | | | | | | | | | |
| Tenants..... | 2,389,687 | 2,203,014 | 2,064,694 | 138,320 | 84,524 | 102,149 | 16,481 | 15,193 | 14,239 | 954 | 583 | 704 |
| Share..... | 246,990 | 226,500 | 215,850 | 10,650 | 5,510 | 14,980 | 15,437 | 14,156 | 13,491 | 666 | 344 | 936 |
| Share-cash..... | 11,120 | 10,000 | 9,500 | 600 | 700 | 420 | 11,120 | 10,000 | 9,500 | 700 | 420 | 420 |
| Cash..... | 2,060,624 | 1,856,614 | 1,735,644 | 120,970 | 66,814 | 77,196 | 17,999 | 15,868 | 14,835 | 1,034 | 571 | 660 |
| Unspecified..... | 180,953 | 109,900 | 103,700 | 6,200 | 11,500 | 9,553 | 11,905 | 9,991 | 9,427 | 564 | 1,045 | 868 |
| Wyoming. | | | | | | | | | | | | |
| White farmers, total..... | 332,982,612 | 233,689,165 | 209,981,172 | 23,707,993 | 11,702,201 | 87,591,246 | 21,374 | 15,000 | 13,478 | 1,522 | 751 | 5,622 |
| Owners..... | 251,833,183 | 173,572,717 | 154,902,101 | 18,670,616 | 9,501,004 | 68,759,462 | 18,993 | 13,070 | 11,664 | 1,408 | 715 | 5,178 |
| Owning entire farm..... | 162,237,483 | 109,713,719 | 96,768,307 | 12,945,412 | 6,325,863 | 46,197,901 | 15,359 | 10,387 | 9,161 | 1,220 | 599 | 4,374 |
| Hiring additional land..... | 89,595,700 | 63,858,998 | 58,133,794 | 5,725,204 | 3,175,141 | 22,561,561 | 32,976 | 23,503 | 21,396 | 2,107 | 1,169 | 8,304 |
| Managers..... | 42,280,712 | 30,491,658 | 28,266,977 | 2,224,681 | 802,816 | 10,986,238 | 112,150 | 80,880 | 74,979 | 5,901 | 2,129 | 29,141 |
| Tenants..... | 38,868,717 | 29,624,790 | 26,812,094 | 2,812,696 | 1,398,381 | 7,845,546 | 20,223 | 15,414 | 13,950 | 1,463 | 728 | 4,082 |
| Share..... | 23,438,994 | 19,003,798 | 17,302,054 | 1,701,714 | 908,522 | 3,526,644 | 21,040 | 17,059 | 15,531 | 1,528 | 816 | 3,166 |
| Share-cash..... | 1,100,295 | 942,440 | 856,346 | 86,100 | 35,280 | 182,609 | 20,984 | 21,917 | 19,915 | 2,002 | 820 | 4,246 |
| Cash..... | 10,449,581 | 7,661,764 | 6,848,362 | 813,402 | 363,104 | 2,424,713 | 17,592 | 12,899 | 11,629 | 1,369 | 611 | 4,032 |
| Unspecified..... | 3,519,877 | 2,016,782 | 1,805,302 | 211,480 | 91,475 | 1,711,620 | 22,338 | 11,794 | 10,557 | 1,237 | 535 | 10,009 |
| Colored farmers, total..... | 1,427,978 | 1,058,960 | 966,322 | 92,638 | 76,748 | 293,270 | 8,450 | 6,266 | 5,718 | 548 | 448 | 1,735 |
| Owners..... | 1,005,176 | 707,010 | 642,472 | 64,538 | 48,528 | 249,638 | 8,172 | 5,748 | 5,223 | 525 | 395 | 2,030 |
| Owning entire farm..... | 899,000 | 627,760 | 570,822 | 56,938 | 39,838 | 231,402 | 7,619 | 5,320 | 4,837 | 483 | 338 | 1,951 |
| Hiring additional land..... | 106,176 | 79,250 | 71,650 | 7,600 | 8,690 | 18,236 | 21,235 | 15,850 | 14,330 | 1,520 | 1,738 | 3,647 |
| Managers..... | | | | | | | | | | | | |
| Tenants..... | 422,802 | 351,950 | 323,850 | 28,100 | 27,220 | 43,632 | 9,191 | 7,651 | 7,040 | 611 | 502 | 949 |
| Share..... | 148,796 | 127,850 | 121,196 | 6,655 | 7,909 | 13,037 | 13,527 | 11,623 | 11,018 | 605 | 719 | 1,185 |
| Share-cash..... | | | | | | | | | | | | |
| Cash..... | 123,118 | 108,700 | 99,430 | 9,270 | 8,111 | 6,307 | 12,312 | 10,870 | 9,943 | 927 | 811 | 651 |
| Unspecified..... | 150,888 | 115,400 | 103,225 | 12,175 | 11,200 | 24,288 | 6,036 | 4,616 | 4,129 | 487 | 448 | 972 |

COLOR AND TENURE OF FARMER.

TABLE 22.—VALUE OF ALL FARM PROPERTY AND OF THE SEVERAL CLASSES, WITH AVERAGE PER FARM, BY COLOR AND TENURE (DETAILED CLASSIFICATION), BY DIVISIONS AND STATES: 1920—Continued.

| DIVISION OR STATE AND COLOR AND TENURE. | VALUE OF FARM PROPERTY. | | | | | | AVERAGE VALUE PER FARM. | | | | | | |
|---|-------------------------|----------------------|----------------------|----------------------|---------------------------|----------------------|-------------------------|---------------------|-----------------|----------------|---------------------------|----------------|--|
| | All farm property. | Land and buildings. | | | Implements and machinery. | Live stock. | All farm property. | Land and buildings. | | | Implements and machinery. | Live stock. | |
| | | Total. | Land alone. | Buildings. | | | | Total. | Land alone. | Buildings. | | | |
| MOUNTAIN—Con. | | | | | | | | | | | | | |
| Colorado. | | | | | | | | | | | | | |
| White farmers, total..... | \$1,068,154,527 | \$858,500,595 | \$756,829,128 | \$101,671,469 | \$49,320,664 | \$160,333,268 | \$17,988 | \$14,457 | \$12,745 | \$1,712 | \$831 | \$2,700 | |
| Owners..... | 736,704,709 | 586,046,043 | 511,990,517 | 74,055,526 | 35,797,105 | 114,861,561 | 16,356 | 13,011 | 11,267 | 1,644 | 795 | 2,550 | |
| Owning entire farm..... | 486,077,282 | 381,033,478 | 325,889,607 | 55,143,969 | 25,402,338 | 70,841,483 | 13,755 | 10,782 | 9,222 | 1,560 | 719 | 2,254 | |
| Hiring additional land..... | 250,627,427 | 205,012,567 | 186,101,010 | 18,911,557 | 10,394,767 | 35,220,093 | 25,827 | 21,127 | 19,178 | 1,949 | 1,071 | 3,299 | |
| Managers..... | 57,288,605 | 41,016,400 | 37,099,941 | 4,816,459 | 1,700,907 | 13,671,298 | 65,548 | 47,959 | 42,448 | 5,511 | 1,946 | 15,642 | |
| Tenants..... | 274,161,213 | 230,538,152 | 207,738,068 | 22,799,484 | 11,822,652 | 31,800,409 | 20,363 | 17,123 | 15,429 | 1,693 | 878 | 2,892 | |
| Share..... | 206,196,083 | 174,997,709 | 158,424,647 | 16,573,162 | 9,083,595 | 22,114,779 | 21,817 | 18,518 | 16,763 | 1,754 | 961 | 2,340 | |
| Share-cash..... | 5,810,263 | 4,808,405 | 4,324,475 | 533,930 | 256,069 | 605,789 | 19,368 | 16,105 | 14,415 | 1,780 | 854 | 2,319 | |
| Cash..... | 51,710,866 | 41,803,428 | 37,085,891 | 4,777,637 | 2,011,881 | 7,835,657 | 15,099 | 13,033 | 11,546 | 1,487 | 626 | 2,439 | |
| Unspecified..... | 10,444,001 | 8,818,610 | 7,908,755 | 914,855 | 471,107 | 1,154,284 | 20,846 | 17,602 | 15,776 | 1,826 | 940 | 2,304 | |
| Colored farmers, total..... | 8,640,222 | 7,513,065 | 6,898,590 | 619,475 | 483,845 | 643,312 | 15,624 | 13,588 | 12,466 | 1,120 | 875 | 1,163 | |
| Owners..... | 1,950,692 | 1,611,065 | 1,428,140 | 182,925 | 104,065 | 235,562 | 7,866 | 6,496 | 5,769 | 738 | 420 | 950 | |
| Owning entire farm..... | 1,361,273 | 1,105,235 | 955,730 | 149,505 | 75,725 | 180,313 | 6,361 | 5,165 | 4,466 | 699 | 354 | 843 | |
| Hiring additional land..... | 589,419 | 505,830 | 472,410 | 33,420 | 28,340 | 55,249 | 17,336 | 14,877 | 13,894 | 983 | 834 | 1,025 | |
| Managers..... | 251,239 | 190,200 | 169,200 | 21,000 | 10,485 | 50,554 | 41,873 | 31,700 | 28,200 | 3,500 | 1,748 | 8,426 | |
| Tenants..... | 6,438,201 | 5,711,800 | 5,296,250 | 415,550 | 369,295 | 357,196 | 21,533 | 19,103 | 17,713 | 1,390 | 1,235 | 1,195 | |
| Share..... | 2,298,080 | 2,055,170 | 1,898,920 | 156,250 | 118,089 | 124,821 | 18,533 | 16,574 | 15,314 | 1,260 | 952 | 1,007 | |
| Share-cash..... | 101,930 | 87,400 | 82,100 | 5,300 | 9,100 | 5,430 | 25,483 | 21,850 | 20,525 | 1,325 | 2,275 | 1,358 | |
| Cash..... | 3,938,692 | 3,476,160 | 3,229,810 | 246,350 | 239,754 | 222,778 | 24,164 | 21,326 | 19,815 | 1,511 | 1,471 | 1,367 | |
| Unspecified..... | 99,589 | 93,070 | 86,420 | 7,650 | 2,352 | 4,167 | 12,449 | 11,634 | 10,678 | 956 | 294 | 521 | |
| New Mexico. | | | | | | | | | | | | | |
| White farmers, total..... | 320,212,374 | 219,443,938 | 194,411,923 | 25,032,015 | 9,441,798 | 91,326,638 | 11,449 | 7,846 | 6,951 | 895 | 338 | 2,265 | |
| Owners..... | 244,803,639 | 166,457,042 | 145,702,346 | 20,754,696 | 7,783,430 | 70,563,064 | 10,152 | 6,903 | 6,042 | 861 | 323 | 2,926 | |
| Owning entire farm..... | 152,774,036 | 102,733,792 | 88,380,345 | 14,353,447 | 5,482,518 | 44,557,731 | 7,679 | 5,164 | 4,443 | 721 | 276 | 2,240 | |
| Hiring additional land..... | 92,029,603 | 63,723,250 | 57,322,001 | 6,401,249 | 2,300,917 | 26,005,333 | 21,813 | 15,104 | 13,587 | 1,517 | 545 | 6,164 | |
| Managers..... | 35,618,873 | 23,544,090 | 21,879,689 | 1,664,401 | 504,072 | 11,570,111 | 82,642 | 54,627 | 50,765 | 3,862 | 1,171 | 26,845 | |
| Tenants..... | 39,789,965 | 29,442,806 | 26,829,888 | 2,612,918 | 1,153,696 | 9,193,463 | 11,618 | 8,596 | 7,834 | 763 | 337 | 2,694 | |
| Share..... | 17,097,294 | 14,027,887 | 12,466,232 | 1,561,655 | 761,368 | 2,318,039 | 7,509 | 6,235 | 5,541 | 694 | 334 | 1,030 | |
| Share-cash..... | 495,267 | 385,385 | 340,570 | 44,815 | 17,105 | 92,777 | 12,699 | 9,882 | 8,733 | 1,149 | 439 | 2,377 | |
| Cash..... | 18,994,804 | 13,175,751 | 12,335,653 | 840,098 | 314,263 | 5,504,290 | 21,487 | 14,905 | 13,954 | 950 | 356 | 6,329 | |
| Unspecified..... | 3,203,100 | 1,853,783 | 1,687,433 | 166,350 | 70,900 | 1,278,357 | 12,711 | 7,356 | 6,696 | 660 | 282 | 5,073 | |
| Colored farmers, total..... | 4,973,625 | 2,870,274 | 1,929,127 | 441,147 | 308,571 | 2,299,780 | 2,653 | 1,264 | 1,029 | 235 | 162 | 1,227 | |
| Owners..... | 4,189,876 | 1,912,135 | 1,495,683 | 416,452 | 247,862 | 2,029,878 | 2,550 | 1,164 | 910 | 253 | 151 | 1,235 | |
| Owning entire farm..... | 4,115,363 | 1,869,789 | 1,458,833 | 410,952 | 244,672 | 2,000,896 | 2,511 | 1,141 | 890 | 251 | 149 | 1,221 | |
| Hiring additional land..... | 74,522 | 42,350 | 36,850 | 5,500 | 3,190 | 28,982 | 18,631 | 10,588 | 9,213 | 1,375 | 708 | 7,246 | |
| Managers..... | 15,312 | 12,750 | 9,750 | 3,000 | 1,560 | 1,002 | 7,656 | 6,375 | 4,875 | 1,500 | 780 | 501 | |
| Tenants..... | 768,438 | 445,389 | 423,694 | 21,695 | 54,149 | 268,900 | 3,341 | 1,930 | 1,842 | 94 | 235 | 1,169 | |
| Share..... | 651,910 | 350,664 | 331,869 | 18,795 | 42,774 | 258,472 | 2,977 | 1,601 | 1,515 | 86 | 195 | 1,180 | |
| Share-cash..... | | | | | | | | | | | | | |
| Cash..... | 110,208 | 92,025 | 89,425 | 2,600 | 11,325 | 6,858 | 11,021 | 9,203 | 8,943 | 260 | 1,133 | 686 | |
| Unspecified..... | 6,320 | 2,700 | 2,400 | 300 | 50 | 3,570 | 6,320 | 2,700 | 2,400 | 300 | 60 | 3,570 | |
| Arizona. | | | | | | | | | | | | | |
| White farmers, total..... | 229,055,446 | 168,903,633 | 153,348,539 | 15,555,094 | 8,643,589 | 51,508,244 | 24,553 | 18,105 | 16,438 | 1,667 | 927 | 5,521 | |
| Owners..... | 142,112,010 | 103,841,290 | 92,810,983 | 11,030,307 | 6,123,371 | 32,147,349 | 19,425 | 14,194 | 12,680 | 1,508 | 837 | 4,394 | |
| Owning entire farm..... | 111,167,353 | 82,894,584 | 73,561,317 | 9,333,267 | 5,101,310 | 23,171,459 | 17,308 | 12,906 | 11,453 | 1,453 | 794 | 3,608 | |
| Hiring additional land..... | 30,944,657 | 20,946,706 | 19,249,666 | 1,697,040 | 1,022,061 | 8,975,890 | 34,652 | 23,457 | 21,556 | 1,900 | 1,145 | 10,051 | |
| Managers..... | 45,586,810 | 30,729,820 | 28,142,047 | 2,587,782 | 1,201,106 | 13,655,875 | 151,956 | 102,433 | 93,807 | 8,626 | 4,004 | 45,520 | |
| Tenants..... | 41,356,626 | 34,332,514 | 32,395,509 | 1,937,005 | 1,319,092 | 5,705,020 | 24,143 | 20,042 | 18,012 | 1,131 | 770 | 3,330 | |
| Share..... | 19,085,740 | 17,031,000 | 16,049,115 | 981,885 | 711,208 | 1,343,532 | 21,912 | 19,553 | 18,426 | 1,127 | 817 | 1,543 | |
| Share-cash..... | 870,315 | 801,100 | 703,950 | 97,150 | 26,325 | 42,890 | 32,234 | 29,670 | 26,072 | 3,568 | 975 | 1,589 | |
| Cash..... | 20,399,501 | 16,201,890 | 15,372,960 | 828,930 | 667,519 | 3,600,092 | 26,015 | 20,692 | 19,633 | 1,059 | 725 | 4,598 | |
| Unspecified..... | 1,031,070 | 298,524 | 269,484 | 29,040 | 14,040 | 718,506 | 32,221 | 9,329 | 8,421 | 908 | 439 | 22,453 | |
| Colored farmers, total..... | 4,537,543 | 3,421,688 | 3,214,067 | 207,621 | 177,098 | 938,757 | 7,024 | 5,297 | 4,975 | 321 | 274 | 1,453 | |
| Owners..... | 2,825,076 | 1,805,558 | 1,682,052 | 123,506 | 122,069 | 896,819 | 5,109 | 3,205 | 3,042 | 223 | 222 | 1,022 | |
| Owning entire farm..... | 2,766,890 | 1,768,033 | 1,635,902 | 119,131 | 114,819 | 894,038 | 5,068 | 3,214 | 2,986 | 218 | 210 | 1,634 | |
| Hiring additional land..... | 58,186 | 47,525 | 43,150 | 4,375 | 7,880 | 2,781 | 9,998 | 7,021 | 7,192 | 729 | 1,313 | 464 | |
| Managers..... | 111,024 | 96,900 | 76,030 | 20,870 | 9,400 | 4,721 | 22,205 | 19,380 | 15,206 | 4,174 | 1,880 | 945 | |
| Tenants..... | 1,601,443 | 1,519,230 | 1,455,985 | 63,245 | 44,999 | 37,214 | 18,198 | 17,204 | 16,545 | 719 | 511 | 423 | |
| Share..... | 392,484 | 341,700 | 334,970 | 6,730 | 8,600 | 12,184 | 22,655 | 21,856 | 20,936 | 421 | 538 | 702 | |
| Share-cash..... | | | | | | | | | | | | | |
| Cash..... | 1,235,683 | 1,175,130 | 1,118,995 | 56,435 | 36,149 | 24,401 | 17,653 | 16,788 | 15,981 | 806 | 516 | 349 | |
| Unspecified..... | 3,270 | 2,400 | 2,320 | 80 | 250 | 623 | 1,638 | 1,200 | 1,160 | 40 | 125 | 813 | |

TABLE 22.—VALUE OF ALL FARM PROPERTY AND OF THE SEVERAL CLASSES, WITH AVERAGE PER FARM, BY COLOR AND TENURE (DETAILED CLASSIFICATION), BY DIVISIONS AND STATES: 1920—Continued.

| DIVISION OR STATE AND COLOR AND TENURE | VALUE OF FARM PROPERTY | | | | | | AVERAGE VALUE PER FARM | | | | | |
|--|------------------------|----------------------|----------------------|---------------------|--------------------------|---------------------|------------------------|--------------------|----------------|----------------|--------------|----------------|
| | All farm property | Land and buildings | | | Implements and machinery | Live stock | All farm property | Land and buildings | | | Live stock | |
| | | Total | Land alone | Buildings | | | | Total | Land alone | Buildings | | |
| MOUNTAIN—Con. | | | | | | | | | | | | |
| Utah. | | | | | | | | | | | | |
| White farmers, total | \$307,147,614 | \$240,375,568 | \$207,861,024 | \$32,514,544 | \$13,363,167 | \$53,408,879 | \$12,165 | \$9,521 | \$8,233 | \$1,288 | \$529 | \$2,115 |
| Owners | 263,638,411 | 205,669,094 | 176,513,933 | 29,155,161 | 11,907,403 | 46,001,854 | 11,801 | 9,206 | 7,901 | 1,305 | 536 | 2,059 |
| Owning entire farm | 215,055,315 | 165,864,912 | 141,426,944 | 24,438,068 | 9,829,479 | 39,360,924 | 11,374 | 8,772 | 7,480 | 1,292 | 520 | 2,082 |
| Hiring additional land | 48,583,096 | 39,804,182 | 35,087,089 | 4,717,093 | 2,137,924 | 6,640,930 | 14,150 | 11,593 | 10,224 | 1,374 | 623 | 1,035 |
| Managers | 13,611,379 | 9,566,800 | 8,832,114 | 734,686 | 344,825 | 3,699,754 | 46,455 | 32,651 | 30,144 | 2,507 | 1,177 | 12,627 |
| Tenants | 29,897,824 | 25,139,674 | 22,514,977 | 2,624,697 | 1,050,879 | 3,707,271 | 11,433 | 9,614 | 8,610 | 1,004 | 402 | 1,418 |
| Share | 15,230,214 | 12,812,261 | 11,396,728 | 1,415,533 | 589,300 | 1,828,653 | 11,316 | 9,519 | 8,467 | 1,052 | 438 | 1,359 |
| Share-cash | 640,513 | 536,550 | 483,750 | 52,800 | 19,305 | 84,658 | 12,085 | 10,124 | 9,127 | 996 | 364 | 1,597 |
| Cash | 12,220,314 | 10,339,895 | 9,311,651 | 1,028,244 | 370,419 | 1,501,000 | 11,841 | 10,119 | 9,223 | 998 | 368 | 1,454 |
| Unspecified | 1,806,783 | 1,450,968 | 1,322,548 | 128,120 | 62,855 | 292,960 | 9,819 | 7,886 | 7,180 | 696 | 342 | 1,592 |
| Colored farmers, total | 4,127,114 | 3,376,190 | 3,136,816 | 239,374 | 151,620 | 599,304 | 9,969 | 8,155 | 7,577 | 578 | 366 | 1,448 |
| Owners | 1,460,400 | 954,745 | 853,275 | 96,470 | 67,870 | 437,794 | 6,110 | 3,995 | 3,591 | 404 | 284 | 1,832 |
| Owning entire farm | 1,250,764 | 766,545 | 681,475 | 85,070 | 57,115 | 427,104 | 5,534 | 3,392 | 3,015 | 376 | 253 | 1,890 |
| Hiring additional land | 209,645 | 188,200 | 170,800 | 11,400 | 10,755 | 10,690 | 16,127 | 14,477 | 13,600 | 877 | 827 | 822 |
| Managers | 254,847 | 171,000 | 155,500 | 15,500 | 5,300 | 78,547 | 84,949 | 57,000 | 51,833 | 5,167 | 1,767 | 26,182 |
| Tenants | 2,411,858 | 2,250,445 | 2,123,041 | 127,404 | 78,450 | 82,963 | 14,022 | 13,084 | 12,343 | 741 | 456 | 482 |
| Share | 302,308 | 281,850 | 263,976 | 17,875 | 10,055 | 10,463 | 13,146 | 12,254 | 11,477 | 777 | 437 | 455 |
| Share-cash | 38,314 | 36,000 | 35,550 | 1,050 | 1,250 | 464 | 12,771 | 12,200 | 11,850 | 350 | 417 | 155 |
| Cash | 2,041,596 | 1,904,695 | 1,798,291 | 106,404 | 65,945 | 70,956 | 14,178 | 13,227 | 12,488 | 739 | 453 | 403 |
| Unspecified | 29,580 | 27,300 | 25,225 | 2,075 | 1,200 | 1,080 | 14,790 | 13,050 | 12,613 | 1,038 | 600 | 540 |
| Nevada. | | | | | | | | | | | | |
| White farmers, total | 98,935,150 | 65,620,734 | 58,794,735 | 6,825,989 | 3,581,492 | 29,732,924 | 83,606 | 22,290 | 19,971 | 2,319 | 1,217 | 10,099 |
| Owners | 65,586,506 | 43,362,690 | 38,315,794 | 5,046,896 | 2,751,317 | 19,472,499 | 26,329 | 17,408 | 15,382 | 2,026 | 1,105 | 7,817 |
| Owning entire farm | 54,455,347 | 36,254,517 | 31,825,690 | 4,428,827 | 2,380,254 | 15,320,570 | 23,800 | 13,910 | 11,936 | 1,040 | 619 | 6,915 |
| Hiring additional land | 11,131,159 | 7,108,173 | 6,490,104 | 618,069 | 371,063 | 3,651,923 | 54,833 | 35,016 | 31,971 | 3,045 | 1,828 | 17,990 |
| Managers | 25,710,405 | 16,789,949 | 15,698,346 | 1,101,603 | 494,141 | 8,416,315 | 153,055 | 100,598 | 94,002 | 6,596 | 2,959 | 50,397 |
| Tenants | 7,638,239 | 5,458,095 | 4,780,595 | 677,500 | 338,084 | 1,844,110 | 26,707 | 19,084 | 16,715 | 2,369 | 1,175 | 6,448 |
| Share | 3,183,851 | 2,076,440 | 1,784,640 | 201,800 | 129,600 | 977,811 | 27,212 | 17,747 | 15,253 | 2,494 | 1,108 | 8,357 |
| Share-cash | 103,212 | 85,000 | 73,000 | 12,000 | 1,750 | 16,462 | 51,006 | 42,500 | 36,500 | 6,000 | 875 | 8,231 |
| Cash | 4,316,395 | 3,266,655 | 2,894,055 | 372,600 | 201,584 | 848,156 | 26,819 | 19,919 | 17,647 | 2,272 | 1,229 | 6,172 |
| Unspecified | 34,781 | 30,000 | 28,900 | 1,100 | 3,100 | 1,681 | 11,594 | 10,000 | 9,633 | 367 | 1,033 | 560 |
| Colored farmers, total | 844,516 | 634,480 | 567,504 | 66,976 | 49,435 | 160,601 | 3,856 | 2,897 | 2,591 | 308 | 226 | 733 |
| Owners | 716,921 | 516,530 | 452,054 | 64,476 | 47,305 | 153,086 | 3,447 | 2,483 | 2,173 | 310 | 227 | 736 |
| Owning entire farm | 606,774 | 498,530 | 434,054 | 63,576 | 46,555 | 151,689 | 3,399 | 2,432 | 2,122 | 310 | 227 | 740 |
| Hiring additional land | 20,147 | 18,000 | 17,100 | 900 | 750 | 1,397 | 6,716 | 6,000 | 5,700 | 300 | 250 | 466 |
| Managers | 5,848 | 5,000 | 4,900 | 100 | 300 | 548 | 5,848 | 5,000 | 4,900 | 100 | 300 | 548 |
| Tenants | 121,747 | 112,950 | 110,550 | 2,400 | 1,830 | 6,967 | 12,175 | 11,295 | 11,055 | 240 | 183 | 697 |
| Share | 7,913 | 5,950 | 1,400 | 1,400 | 730 | 1,233 | 1,583 | 1,190 | 1,050 | 280 | 146 | 247 |
| Share-cash | 6,100 | 6,000 | 5,600 | 400 | 100 | 100 | 6,100 | 6,000 | 6,000 | 400 | 100 | 100 |
| Cash | 107,734 | 101,000 | 100,400 | 600 | 1,000 | 5,734 | 20,934 | 25,250 | 25,100 | 150 | 250 | 1,434 |
| Unspecified | | | | | | | | | | | | |
| PACIFIC. | | | | | | | | | | | | |
| Washington. | | | | | | | | | | | | |
| White farmers, total | 1,042,765,610 | 907,801,691 | 786,144,835 | 121,656,856 | 54,020,215 | 80,943,704 | 16,037 | 13,961 | 12,090 | 1,871 | 831 | 1,245 |
| Owners | 711,982,611 | 615,279,267 | 520,962,627 | 94,316,640 | 39,425,243 | 57,278,101 | 13,044 | 11,791 | 9,983 | 1,807 | 756 | 1,098 |
| Owning entire farm | 482,770,382 | 413,821,280 | 338,644,807 | 75,170,413 | 27,454,665 | 41,494,437 | 10,584 | 9,330 | 7,635 | 1,695 | 619 | 936 |
| Hiring additional land | 229,212,229 | 201,457,987 | 182,317,790 | 19,140,227 | 11,970,578 | 15,783,664 | 29,277 | 25,732 | 23,287 | 2,445 | 1,529 | 2,016 |
| Managers | 51,505,430 | 45,559,894 | 40,077,229 | 5,482,065 | 2,005,884 | 3,939,652 | 44,440 | 39,310 | 34,579 | 4,731 | 1,731 | 3,399 |
| Tenants | 279,277,569 | 246,062,530 | 225,104,979 | 21,857,551 | 12,589,088 | 19,725,951 | 23,913 | 21,146 | 19,274 | 1,872 | 1,078 | 1,689 |
| Share | 195,249,250 | 175,052,500 | 162,751,185 | 12,601,315 | 8,745,785 | 10,850,965 | 33,571 | 30,202 | 27,983 | 2,218 | 1,504 | 1,863 |
| Share-cash | 8,578,839 | 7,647,285 | 7,049,145 | 598,140 | 391,047 | 540,507 | 32,611 | 28,535 | 26,303 | 2,232 | 1,459 | 2,017 |
| Cash | 68,413,746 | 57,425,775 | 49,756,449 | 7,669,323 | 3,179,370 | 7,808,601 | 13,400 | 11,104 | 9,673 | 1,491 | 618 | 1,518 |
| Unspecified | 7,035,734 | 6,236,970 | 5,548,200 | 638,770 | 272,886 | 525,878 | 15,600 | 13,829 | 12,302 | 1,527 | 605 | 1,166 |
| Colored farmers, total | 14,664,238 | 12,590,650 | 11,508,185 | 1,084,465 | 701,162 | 1,372,426 | 11,583 | 9,945 | 9,089 | 857 | 554 | 1,084 |
| Owners | 4,469,054 | 3,720,350 | 3,264,505 | 455,845 | 223,320 | 525,384 | 8,644 | 7,196 | 6,314 | 882 | 432 | 1,016 |
| Owning entire farm | 4,008,745 | 3,329,915 | 2,917,530 | 412,385 | 192,643 | 486,187 | 8,404 | 6,981 | 6,116 | 865 | 404 | 1,019 |
| Hiring additional land | 460,309 | 390,435 | 346,975 | 43,460 | 30,677 | 39,197 | 11,508 | 9,761 | 8,674 | 1,067 | 707 | 930 |
| Managers | 198,217 | 162,850 | 154,350 | 8,500 | 5,150 | 30,217 | 22,024 | 18,094 | 17,150 | 944 | 572 | 3,357 |
| Tenants | 9,996,967 | 8,707,450 | 8,087,330 | 620,120 | 472,692 | 816,825 | 13,599 | 11,767 | 10,929 | 838 | 630 | 1,104 |
| Share | 384,253 | 324,000 | 300,075 | 24,325 | 13,345 | 26,508 | 8,404 | 7,289 | 6,578 | 695 | 381 | 767 |
| Share-cash | 15,785 | 10,000 | 9,600 | 2,965 | 2,965 | 2,820 | 15,785 | 10,000 | 9,600 | 400 | 2,965 | 2,820 |
| Cash | 9,449,758 | 8,226,150 | 7,645,305 | 580,845 | 449,292 | 774,316 | 13,775 | 11,991 | 11,145 | 847 | 655 | 1,129 |
| Unspecified | 167,171 | 146,000 | 132,350 | 14,550 | 7,090 | 13,181 | 8,287 | 8,161 | 7,353 | 808 | 394 | 732 |

TABLE 22.—VALUE OF ALL FARM PROPERTY AND OF THE SEVERAL CLASSES, WITH AVERAGE PER FARM, BY COLOR AND TENURE (DETAILED CLASSIFICATION), BY DIVISIONS AND STATES: 1920—Continued.

| DIVISION OR STATE AND COLOR AND TENURE. | VALUE OF FARM PROPERTY. | | | | | | AVERAGE VALUE PER FARM. | | | | | |
|---|-------------------------|---------------------|---------------|--------------|---------------------------|---------------|-------------------------|---------------------|-------------|------------|---------------------------|-------------|
| | All farm property. | Land and buildings. | | | Implements and machinery. | Live stock. | All farm property. | Land and buildings. | | | Implements and machinery. | Live stock. |
| | | Total. | Land alone. | Buildings. | | | | Total. | Land alone. | Buildings. | | |
| PACIFIC—Con. | | | | | | | | | | | | |
| Oregon. | | | | | | | | | | | | |
| White farmers, total | \$812,345,801 | \$669,826,485 | \$581,387,657 | \$88,438,828 | \$41,289,743 | \$101,229,573 | \$18,367 | \$13,496 | \$11,714 | \$1,782 | \$832 | \$2,040 |
| Owners..... | 584,201,729 | 475,825,872 | 406,750,239 | 69,075,583 | 31,170,364 | 77,205,493 | 14,788 | 12,045 | 10,296 | 1,749 | 789 | 1,954 |
| Owning entire farm..... | 419,505,007 | 338,812,355 | 284,338,005 | 54,474,350 | 22,765,106 | 57,927,546 | 12,717 | 10,270 | 8,619 | 1,651 | 690 | 1,756 |
| Hiring additional land..... | 164,696,722 | 137,013,517 | 122,412,284 | 14,601,233 | 8,405,258 | 19,277,947 | 25,276 | 21,027 | 18,788 | 2,241 | 1,200 | 2,950 |
| Managers..... | 43,939,850 | 36,261,485 | 32,062,328 | 4,199,157 | 1,496,719 | 6,181,646 | 48,392 | 39,936 | 35,811 | 4,625 | 1,648 | 6,808 |
| Tenants..... | 184,204,222 | 157,739,128 | 142,575,040 | 15,164,088 | 8,622,660 | 17,842,434 | 19,979 | 17,108 | 15,464 | 1,645 | 935 | 1,935 |
| Share..... | 101,827,229 | 88,457,360 | 80,079,842 | 7,777,518 | 5,017,478 | 8,352,391 | 25,118 | 21,820 | 19,901 | 1,918 | 1,238 | 2,060 |
| Share-cash..... | 6,588,171 | 5,781,415 | 5,252,440 | 528,975 | 806,327 | 600,429 | 23,870 | 20,947 | 19,081 | 1,917 | 1,110 | 1,813 |
| Cash..... | 66,153,218 | 55,820,752 | 49,710,279 | 6,110,473 | 2,778,243 | 7,554,223 | 15,359 | 12,960 | 11,642 | 1,419 | 645 | 1,754 |
| Unspecified..... | 9,635,604 | 7,679,601 | 6,932,479 | 747,122 | 520,612 | 1,435,391 | 16,528 | 13,173 | 11,891 | 1,282 | 893 | 2,482 |
| Colored farmers, total | 6,213,950 | 5,386,799 | 4,854,392 | 532,407 | 277,382 | 548,769 | 10,845 | 9,401 | 8,472 | 929 | 484 | 959 |
| Owners..... | 3,279,822 | 2,699,862 | 2,384,280 | 315,582 | 121,489 | 458,471 | 9,162 | 7,542 | 6,660 | 882 | 339 | 1,281 |
| Owning entire farm..... | 2,695,638 | 2,181,695 | 1,918,945 | 202,650 | 99,284 | 414,759 | 8,668 | 7,015 | 6,170 | 845 | 319 | 1,334 |
| Hiring additional land..... | 584,184 | 518,267 | 465,335 | 52,932 | 22,205 | 43,712 | 12,429 | 11,027 | 9,901 | 1,126 | 472 | 930 |
| Managers..... | 196,682 | 183,275 | 163,525 | 19,750 | 6,550 | 6,857 | 24,585 | 22,909 | 20,441 | 2,409 | 819 | 857 |
| Tenants..... | 2,737,446 | 2,503,662 | 2,306,587 | 197,075 | 149,343 | 84,441 | 13,224 | 12,095 | 11,143 | 952 | 721 | 408 |
| Share..... | 1,833,019 | 1,748,222 | 1,629,272 | 118,950 | 108,838 | 25,959 | 15,435 | 14,330 | 13,355 | 975 | 892 | 213 |
| Share-cash..... | 45,739 | 43,000 | 26,200 | 19,800 | 1,600 | 1,139 | 22,870 | 21,500 | 13,100 | 8,400 | 800 | 570 |
| Cash..... | 761,889 | 670,740 | 615,865 | 54,875 | 37,505 | 53,644 | 10,159 | 8,943 | 8,212 | 732 | 500 | 715 |
| Unspecified..... | 46,799 | 41,700 | 35,250 | 6,450 | 1,400 | 3,689 | 5,850 | 5,213 | 4,406 | 806 | 175 | 462 |
| California. | | | | | | | | | | | | |
| White farmers, total | 3,260,849,029 | 2,913,026,253 | 2,630,003,732 | 283,022,521 | 130,415,398 | 217,407,378 | 29,328 | 26,200 | 23,655 | 2,546 | 1,173 | 1,965 |
| Owners..... | 2,107,992,674 | 1,883,607,285 | 1,671,182,063 | 212,425,222 | 93,244,735 | 131,140,654 | 24,416 | 21,817 | 19,356 | 2,460 | 1,080 | 1,519 |
| Owning entire farm..... | 1,591,935,567 | 1,426,192,715 | 1,248,317,223 | 177,876,432 | 71,828,505 | 93,914,347 | 21,282 | 19,066 | 16,689 | 2,378 | 960 | 1,256 |
| Hiring additional land..... | 516,057,107 | 457,414,570 | 422,864,840 | 84,649,730 | 21,416,230 | 37,226,307 | 44,784 | 36,651 | 36,668 | 2,995 | 1,856 | 3,227 |
| Managers..... | 478,298,504 | 434,038,626 | 404,487,040 | 29,551,686 | 12,176,070 | 32,083,808 | 96,640 | 90,425 | 84,268 | 6,157 | 2,537 | 6,684 |
| Tenants..... | 674,557,851 | 595,380,342 | 554,334,629 | 41,045,713 | 24,994,593 | 54,182,916 | 33,649 | 29,699 | 27,652 | 2,047 | 1,247 | 2,703 |
| Share..... | 328,053,373 | 299,233,776 | 281,824,849 | 17,458,927 | 13,218,434 | 15,551,163 | 39,444 | 35,985 | 33,885 | 2,099 | 1,559 | 1,870 |
| Share-cash..... | 31,193,649 | 28,047,444 | 26,514,679 | 1,832,765 | 1,463,541 | 1,682,661 | 46,558 | 41,862 | 39,574 | 2,288 | 2,184 | 2,511 |
| Cash..... | 300,887,611 | 255,304,597 | 234,453,521 | 20,851,076 | 9,793,890 | 35,789,124 | 28,402 | 24,093 | 22,133 | 1,968 | 924 | 3,378 |
| Unspecified..... | 14,423,221 | 12,744,525 | 11,541,680 | 1,202,945 | 518,728 | 1,156,968 | 30,951 | 27,349 | 24,767 | 2,581 | 1,113 | 2,489 |
| Colored farmers, total | 170,172,832 | 160,784,856 | 153,051,245 | 7,733,611 | 5,653,892 | 3,734,084 | 26,237 | 24,790 | 23,597 | 1,192 | 872 | 576 |
| Owners..... | 19,113,874 | 17,317,126 | 15,870,128 | 1,446,998 | 741,943 | 1,054,805 | 15,377 | 13,932 | 12,768 | 1,164 | 507 | 849 |
| Owning entire farm..... | 15,295,346 | 13,759,886 | 12,483,268 | 1,276,618 | 624,578 | 910,882 | 14,149 | 12,729 | 11,548 | 1,181 | 578 | 843 |
| Hiring additional land..... | 3,818,528 | 3,557,240 | 3,386,860 | 170,380 | 117,365 | 143,923 | 23,571 | 21,958 | 20,907 | 1,052 | 724 | 888 |
| Managers..... | 8,433,101 | 7,993,810 | 7,572,100 | 421,710 | 322,595 | 106,606 | 56,598 | 53,650 | 50,819 | 2,830 | 2,232 | 716 |
| Tenants..... | 142,625,857 | 135,473,020 | 129,609,017 | 5,894,903 | 4,579,354 | 2,572,583 | 27,999 | 26,595 | 25,443 | 1,151 | 899 | 505 |
| Share..... | 57,348,922 | 54,908,772 | 52,249,027 | 2,657,745 | 1,681,111 | 761,039 | 43,200 | 41,408 | 39,403 | 2,004 | 1,268 | 574 |
| Share-cash..... | 4,221,497 | 4,056,880 | 3,937,165 | 119,725 | 111,665 | 52,942 | 68,632 | 56,346 | 54,683 | 1,663 | 1,551 | 735 |
| Cash..... | 79,764,886 | 75,264,392 | 72,220,809 | 3,043,593 | 2,755,015 | 1,734,979 | 21,935 | 20,700 | 19,893 | 837 | 758 | 477 |
| Unspecified..... | 1,301,652 | 1,245,866 | 1,202,016 | 43,850 | 31,563 | 23,623 | 21,684 | 20,764 | 20,034 | 731 | 526 | 394 |

TABLE 23.—NUMBER OF DOMESTIC ANIMALS ON FARMS CLASSIFIED ACCORDING TO COLOR AND TENURE, BY DIVISIONS AND STATES: 1920 AND 1910.

| DIVISION OR STATE AND COLOR AND TENURE. | HORSES. | | MULES. | | ALL CATTLE. | | DAIRY COWS. | | SHEEP. | | SWINE. | |
|---|------------|------------|-----------|-----------|-------------|------------|-------------|------------|------------|------------|------------|------------|
| | 1920 | 1910 | 1920 | 1910 | 1920 | 1910 | 1920 | 1910 | 1920 | 1910 | 1920 | 1910 |
| UNITED STATES. | | | | | | | | | | | | |
| White farmers, total..... | 19,039,140 | 19,088,617 | 4,589,211 | 3,544,445 | 64,677,098 | 59,480,858 | 18,873,632 | 19,655,747 | 34,687,694 | 51,455,417 | 55,888,764 | 54,652,593 |
| Owners..... | 12,863,227 | 13,519,128 | 2,881,428 | 2,252,167 | 45,498,432 | 43,228,923 | 13,345,334 | 14,235,991 | 25,227,630 | 40,013,638 | 36,601,889 | 38,548,020 |
| Managers..... | 494,550 | 426,751 | 138,842 | 111,632 | 3,530,023 | 3,760,042 | 855,681 | 821,530 | 3,457,721 | 5,215,074 | 1,386,579 | 1,073,563 |
| Tenants..... | 5,681,363 | 5,142,738 | 1,578,941 | 1,180,646 | 15,639,043 | 12,491,893 | 5,160,617 | 5,098,226 | 6,002,242 | 6,228,705 | 17,900,596 | 15,031,000 |
| Colored farmers, total..... | 728,021 | 744,496 | 843,180 | 665,324 | 1,975,491 | 2,323,008 | 801,685 | 969,685 | 345,922 | 992,444 | 3,457,645 | 3,533,093 |
| Owners..... | 341,325 | 409,432 | 250,723 | 175,305 | 859,400 | 1,105,369 | 301,356 | 383,225 | 286,322 | 957,315 | 1,156,069 | 1,312,787 |
| Managers..... | 6,240 | 4,523 | 4,899 | 2,963 | 27,069 | 22,557 | 5,449 | 3,789 | 9,533 | 7,703 | 24,900 | 16,508 |
| Tenants..... | 380,456 | 330,541 | 587,558 | 486,556 | 1,088,992 | 1,195,083 | 494,060 | 582,671 | 50,067 | 27,426 | 2,276,676 | 2,203,798 |
| GEOGRAPHIC DIVISIONS. | | | | | | | | | | | | |
| NEW ENGLAND. | | | | | | | | | | | | |
| White farmers, total..... | 304,656 | 354,358 | 2,561 | 1,728 | 1,319,655 | 1,335,440 | 842,205 | 840,971 | 242,553 | 430,597 | 382,871 | 395,761 |
| Owners..... | 266,699 | 310,597 | 2,042 | 1,453 | 1,134,901 | 1,143,711 | 719,600 | 714,692 | 210,897 | 383,580 | 307,914 | 315,155 |
| Managers..... | 13,705 | 16,399 | 243 | 142 | 60,372 | 53,947 | 36,081 | 37,566 | 17,738 | 21,655 | 42,160 | 43,907 |
| Tenants..... | 24,252 | 27,362 | 276 | 133 | 123,782 | 133,682 | 86,527 | 88,713 | 13,918 | 24,972 | 32,797 | 36,629 |
| Colored farmers, total..... | 389 | 397 | 8 | 1 | 1,207 | 1,110 | 720 | 727 | 153 | 165 | 881 | 881 |
| Owners..... | 278 | 301 | 7 | 1 | 765 | 833 | 472 | 553 | 60 | 117 | 625 | 672 |
| Managers..... | 57 | 34 | 1 | | 209 | 88 | 118 | 41 | 93 | 33 | 119 | 29 |
| Tenants..... | 54 | 62 | | | 233 | 189 | 130 | 133 | | 15 | 137 | 160 |
| MIDDLE ATLANTIC. | | | | | | | | | | | | |
| White farmers, total..... | 1,111,245 | 1,226,214 | 67,818 | 52,299 | 8,861,106 | 4,225,172 | 2,492,505 | 2,592,889 | 1,096,830 | 1,841,761 | 1,923,952 | 1,786,278 |
| Owners..... | 805,677 | 876,459 | 37,671 | 27,044 | 2,773,128 | 2,067,858 | 1,777,006 | 1,791,412 | 819,616 | 1,373,252 | 1,316,176 | 1,228,490 |
| Managers..... | 36,975 | 36,943 | 4,802 | 3,411 | 134,134 | 110,721 | 78,767 | 66,290 | 47,987 | 45,253 | 93,523 | 50,821 |
| Tenants..... | 268,993 | 313,107 | 25,945 | 21,844 | 653,844 | 1,146,593 | 636,132 | 735,187 | 229,237 | 423,184 | 514,253 | 497,997 |
| Colored farmers, total..... | 3,513 | 3,472 | 291 | 117 | 8,145 | 7,349 | 5,765 | 4,763 | 1,078 | 2,296 | 6,781 | 4,543 |
| Owners..... | 2,011 | 2,193 | 120 | 47 | 4,135 | 4,304 | 2,826 | 2,762 | 701 | 875 | 3,487 | 2,397 |
| Managers..... | 241 | 179 | 20 | 27 | 850 | 670 | 569 | 359 | 40 | 81 | 827 | 446 |
| Tenants..... | 1,261 | 1,103 | 151 | 43 | 3,160 | 2,475 | 2,370 | 1,642 | 337 | 1,340 | 2,467 | 1,700 |
| EAST NORTH CENTRAL. | | | | | | | | | | | | |
| White farmers, total..... | 4,102,216 | 4,388,652 | 308,530 | 257,363 | 10,378,436 | 9,801,738 | 5,040,271 | 4,820,321 | 5,068,456 | 9,529,912 | 14,150,436 | 14,426,751 |
| Owners..... | 2,640,737 | 2,960,900 | 178,278 | 153,524 | 7,554,288 | 7,180,789 | 3,594,161 | 3,518,970 | 3,496,908 | 7,051,367 | 8,525,474 | 9,062,546 |
| Managers..... | 68,593 | 61,062 | 10,054 | 7,811 | 237,633 | 161,246 | 80,123 | 58,662 | 153,640 | 178,081 | 334,399 | 253,066 |
| Tenants..... | 1,393,886 | 1,366,790 | 120,198 | 95,728 | 3,086,515 | 2,459,703 | 1,365,987 | 1,242,680 | 1,418,818 | 2,300,464 | 5,190,563 | 4,511,139 |
| Colored farmers, total..... | 11,434 | 12,790 | 1,896 | 2,060 | 19,591 | 17,359 | 10,527 | 9,206 | 6,850 | 12,322 | 32,212 | 34,308 |
| Owners..... | 7,221 | 8,360 | 1,086 | 1,107 | 13,008 | 11,535 | 7,545 | 6,396 | 3,278 | 7,098 | 10,935 | 20,632 |
| Managers..... | 305 | 292 | 72 | 107 | 802 | 840 | 336 | 201 | 306 | 1,293 | 1,631 | 1,547 |
| Tenants..... | 3,908 | 4,132 | 738 | 846 | 5,781 | 4,984 | 2,646 | 2,609 | 3,266 | 3,031 | 13,646 | 12,079 |
| WEST NORTH CENTRAL. | | | | | | | | | | | | |
| White farmers, total..... | 6,892,525 | 6,736,467 | 841,788 | 710,968 | 20,112,522 | 17,543,713 | 4,498,988 | 5,314,201 | 4,942,104 | 5,059,569 | 21,671,919 | 21,233,172 |
| Owners..... | 4,437,135 | 4,724,868 | 530,703 | 471,020 | 13,545,824 | 12,922,197 | 3,038,367 | 3,851,088 | 3,596,326 | 4,052,957 | 13,529,444 | 16,031,175 |
| Managers..... | 93,704 | 78,585 | 16,725 | 15,311 | 506,861 | 445,714 | 80,327 | 43,343 | 187,843 | 153,953 | 373,451 | 328,606 |
| Tenants..... | 2,361,686 | 1,933,014 | 294,360 | 224,637 | 6,059,837 | 4,175,802 | 1,419,294 | 1,419,770 | 1,157,935 | 852,659 | 7,469,024 | 5,873,301 |
| Colored farmers, total..... | 49,374 | 57,725 | 5,160 | 4,994 | 60,663 | 104,001 | 10,133 | 13,405 | 7,598 | 5,440 | 42,907 | 48,337 |
| Owners..... | 41,985 | 50,458 | 2,736 | 2,712 | 48,484 | 89,131 | 7,161 | 10,055 | 2,241 | 4,309 | 25,250 | 30,151 |
| Managers..... | 497 | 641 | 217 | 303 | 1,619 | 6,077 | 106 | 106 | 3,781 | 1,000 | 2,258 | 3,212 |
| Tenants..... | 7,492 | 6,626 | 2,207 | 1,949 | 10,560 | 8,793 | 2,766 | 3,154 | 1,570 | 1,040 | 15,399 | 14,974 |
| SOUTH ATLANTIC. | | | | | | | | | | | | |
| White farmers, total..... | 867,067 | 963,775 | 747,489 | 526,674 | 4,120,564 | 4,251,800 | 1,396,132 | 1,525,613 | 1,198,372 | 2,489,330 | 5,110,293 | 4,740,117 |
| Owners..... | 637,433 | 721,273 | 483,377 | 347,556 | 3,164,550 | 3,391,299 | 1,005,510 | 1,134,101 | 1,006,472 | 2,101,150 | 3,634,012 | 3,575,202 |
| Managers..... | 22,375 | 21,622 | 23,591 | 17,320 | 166,837 | 163,327 | 34,457 | 20,138 | 48,574 | 68,740 | 176,818 | 98,598 |
| Tenants..... | 207,259 | 221,880 | 241,521 | 161,798 | 789,177 | 757,174 | 356,165 | 362,374 | 143,326 | 319,431 | 1,299,463 | 1,069,347 |
| Colored farmers, total..... | 171,976 | 147,412 | 331,544 | 222,583 | 582,139 | 587,521 | 276,903 | 285,141 | 11,052 | 24,223 | 1,425,413 | 1,223,803 |
| Owners..... | 81,056 | 72,998 | 83,174 | 40,807 | 219,015 | 245,734 | 92,823 | 108,705 | 5,121 | 12,364 | 475,439 | 465,706 |
| Managers..... | 1,813 | 1,129 | 1,707 | 1,013 | 5,998 | 4,467 | 1,847 | 1,384 | 1,951 | 2,286 | 9,827 | 5,047 |
| Tenants..... | 89,107 | 73,285 | 246,663 | 174,763 | 357,136 | 337,320 | 182,233 | 175,052 | 3,980 | 9,573 | 940,147 | 753,050 |
| EAST SOUTH CENTRAL. | | | | | | | | | | | | |
| White farmers, total..... | 895,368 | 973,020 | 995,419 | 751,212 | 3,882,105 | 3,200,725 | 1,385,976 | 1,269,655 | 1,303,517 | 2,470,844 | 5,075,028 | 4,284,322 |
| Owners..... | 634,004 | 741,009 | 711,165 | 537,116 | 2,980,695 | 2,476,248 | 1,023,123 | 988,262 | 1,120,447 | 2,137,153 | 3,677,158 | 3,277,108 |
| Managers..... | 8,887 | 11,301 | 18,599 | 14,790 | 90,005 | 50,803 | 12,199 | 14,272 | 23,952 | 45,046 | 72,692 | 53,785 |
| Tenants..... | 222,977 | 220,710 | 265,655 | 199,306 | 811,405 | 673,674 | 350,654 | 317,121 | 159,118 | 288,645 | 1,325,278 | 963,429 |
| Colored farmers, total..... | 180,309 | 171,570 | 254,302 | 252,592 | 667,681 | 741,801 | 292,016 | 358,406 | 14,832 | 25,377 | 1,131,914 | 1,144,284 |
| Owners..... | 54,370 | 57,092 | 69,672 | 58,719 | 216,508 | 225,021 | 90,276 | 101,482 | 9,860 | 12,364 | 308,498 | 308,296 |
| Managers..... | 748 | 662 | 1,544 | 789 | 5,881 | 2,250 | 1,650 | 776 | 1,009 | 1,374 | 5,651 | 3,412 |
| Tenants..... | 125,132 | 113,825 | 183,086 | 193,084 | 445,232 | 513,930 | 200,090 | 256,148 | 3,963 | 5,729 | 822,765 | 832,636 |
| WEST SOUTH CENTRAL. | | | | | | | | | | | | |
| White farmers, total..... | 1,935,321 | 2,117,815 | 1,438,486 | 1,105,536 | 9,567,337 | 9,985,771 | 1,687,510 | 1,963,217 | 2,895,986 | 2,176,555 | 4,969,698 | 5,966,075 |
| Owners..... | 1,181,405 | 1,339,812 | 813,269 | 619,471 | 6,375,108 | 6,641,445 | 1,112,977 | 1,319,780 | 2,061,045 | 1,755,213 | 3,365,200 | 4,157,577 |
| Managers..... | 42,656 | 52,103 | 40,613 | 38,424 | 904,350 | 1,182,110 | 18,359 | 20,779 | 159,823 | 87,645 | 98,882 | 98,882 |
| Tenants..... | 711,260 | 725,900 | 584,604 | 447,641 | 2,287,879 | 2,162,216 | 556,174 | 622,658 | 519,230 | 201,510 | 1,516,553 | 1,709,616 |
| Colored farmers, total..... | 225,166 | 231,214 | 246,973 | 180,842 | 540,590 | 735,241 | 194,351 | 286,336 | 12,844 | 17,102 | 788,607 | 1,055,870 |
| Owners..... | 93,302 | 108,999 | 92,520 | 64,776 | 281,081 | 406,216 | 95,697 | 144,043 | 7,329 | 14,392 | 320,033 | 476,096 |
| Managers..... | 1,431 | 887 | 1,251 | 668 | 9,683 | 6,332 | 806 | 617 | 1,826 | 1,113 | 3,813 | 2,340 |
| Tenants..... | 130,433 | 121,328 | 153,102 | 115,398 | 249,766 | 322,693 | 89,348 | 141,616 | 3,689 | 2,592 | 464,761 | 577,515 |

COLOR AND TENURE OF FARMER.

TABLE 23.—NUMBER OF DOMESTIC ANIMALS ON FARMS CLASSIFIED ACCORDING TO COLOR AND TENURE, BY DIVISIONS AND STATES: 1920 AND 1910—Continued.

| DIVISION OR STATE AND COLOR AND TENURE. | HORSES. | | MULES. | | ALL CATTLE. | | DAIRY COWS. | | SHEEP. | | SWINE. | |
|---|-----------|-----------|--------|--------|-------------|-----------|-------------|---------|------------|------------|-----------|-----------|
| | 1920 | 1910 | 1920 | 1910 | 1920 | 1910 | 1920 | 1910 | 1920 | 1910 | 1920 | 1910 |
| GEOG. DIVISIONS—Con. | | | | | | | | | | | | |
| MOUNTAIN. | | | | | | | | | | | | |
| White farmers, total..... | 2,017,896 | 1,329,775 | 87,968 | 47,507 | 7,534,013 | 5,959,829 | 617,655 | 507,846 | 12,930,123 | 21,886,196 | 1,185,099 | 637,178 |
| Owners..... | 1,587,762 | 1,105,412 | 64,764 | 37,039 | 5,746,851 | 4,542,164 | 495,936 | 429,797 | 9,573,282 | 17,080,048 | 904,757 | 504,434 |
| Managers..... | 156,017 | 87,225 | 8,021 | 4,176 | 977,093 | 1,007,302 | 14,408 | 15,064 | 2,033,037 | 3,832,323 | 63,487 | 41,690 |
| Tenants..... | 274,117 | 137,138 | 15,183 | 5,662 | 810,069 | 410,403 | 107,311 | 62,985 | 1,323,754 | 973,825 | 216,855 | 91,054 |
| Colored farmers, total..... | 57,759 | 97,282 | 1,373 | 1,450 | 65,676 | 100,796 | 1,990 | 6,620 | 276,860 | 884,095 | 7,601 | 3,733 |
| Owners..... | 51,359 | 95,031 | 1,045 | 1,359 | 55,876 | 98,115 | 1,477 | 6,372 | 245,883 | 879,194 | 4,222 | 2,532 |
| Managers..... | 392 | 415 | 10 | 15 | 2,020 | 1,733 | 50 | 98 | 80 | 2,400 | 95 | 179 |
| Tenants..... | 6,008 | 1,836 | 318 | 76 | 6,780 | 948 | 463 | 150 | 30,897 | 2,501 | 3,284 | 1,022 |
| PACIFIC. | | | | | | | | | | | | |
| White farmers, total..... | 942,846 | 998,541 | 99,152 | 91,158 | 3,491,960 | 3,175,870 | 912,387 | 821,934 | 5,011,653 | 5,570,743 | 1,419,468 | 1,172,909 |
| Owners..... | 663,475 | 739,798 | 60,159 | 57,014 | 2,223,087 | 1,968,212 | 581,054 | 537,839 | 3,342,647 | 4,078,609 | 941,451 | 796,333 |
| Managers..... | 52,438 | 60,906 | 12,194 | 10,247 | 462,338 | 640,474 | 30,900 | 36,410 | 629,189 | 708,129 | 142,504 | 95,148 |
| Tenants..... | 226,933 | 197,837 | 26,799 | 23,897 | 716,535 | 572,834 | 300,373 | 246,729 | 1,039,817 | 784,005 | 335,510 | 281,428 |
| Colored farmers, total..... | 27,501 | 22,825 | 1,733 | 715 | 29,829 | 27,830 | 8,760 | 5,081 | 14,655 | 21,424 | 21,329 | 17,354 |
| Owners..... | 9,734 | 13,994 | 363 | 277 | 19,468 | 23,849 | 3,079 | 2,857 | 11,849 | 20,701 | 6,580 | 6,405 |
| Managers..... | 756 | 287 | 77 | 41 | 617 | 200 | 67 | 87 | 447 | 18 | 679 | 287 |
| Tenants..... | 17,011 | 8,344 | 1,293 | 397 | 9,744 | 3,781 | 5,614 | 2,137 | 2,359 | 705 | 14,070 | 10,662 |
| NEW ENGLAND. | | | | | | | | | | | | |
| Maine. | | | | | | | | | | | | |
| White farmers, total..... | 94,329 | 107,544 | 444 | 357 | 300,686 | 256,481 | 175,382 | 156,793 | 119,461 | 206,409 | 91,188 | 37,122 |
| Owners..... | 88,899 | 101,602 | 403 | 333 | 283,821 | 248,853 | 165,888 | 148,825 | 112,654 | 188,798 | 83,431 | 29,567 |
| Managers..... | 1,906 | 2,850 | 12 | 12 | 6,987 | 5,654 | 3,820 | 3,492 | 3,350 | 3,448 | 3,861 | 4,743 |
| Tenants..... | 3,524 | 3,092 | 29 | 12 | 9,878 | 6,974 | 6,974 | 4,476 | 3,148 | 4,163 | 3,846 | 2,812 |
| Colored farmers, total..... | 21 | 30 | 1 | 1 | 61 | 42 | 43 | 26 | 10 | 25 | 18 | 34 |
| Owners..... | 21 | 30 | 1 | 1 | 61 | 37 | 43 | 22 | 10 | 10 | 16 | 26 |
| Managers..... | | | | | | | | | | | | |
| Tenants..... | | | | | | 5 | | 4 | | 15 | | 8 |
| New Hampshire. | | | | | | | | | | | | |
| White farmers, total..... | 38,151 | 46,214 | 248 | 195 | 163,499 | 167,764 | 95,914 | 101,242 | 27,988 | 43,764 | 41,577 | 45,197 |
| Owners..... | 34,025 | 41,538 | 218 | 176 | 145,700 | 152,247 | 85,692 | 91,655 | 24,112 | 39,510 | 34,230 | 37,039 |
| Managers..... | 1,571 | 1,989 | 8 | 4 | 7,369 | 6,543 | 3,507 | 3,958 | 2,585 | 2,398 | 4,243 | 5,308 |
| Tenants..... | 2,555 | 2,687 | 22 | 15 | 10,430 | 8,974 | 6,715 | 5,620 | 1,291 | 1,856 | 3,095 | 2,850 |
| Colored farmers, total..... | 43 | 15 | | | 154 | 87 | 83 | 36 | 33 | 8 | 78 | 40 |
| Owners..... | 16 | 6 | | | 56 | 31 | 29 | 13 | | 8 | 20 | 14 |
| Managers..... | 26 | | | | 46 | | 34 | | 33 | | 48 | |
| Tenants..... | 1 | 9 | | | 52 | 36 | 20 | 23 | | | 1 | 26 |
| Vermont. | | | | | | | | | | | | |
| White farmers, total..... | 77,170 | 80,754 | 600 | 439 | 435,163 | 430,177 | 289,936 | 265,393 | 62,704 | 118,515 | 72,671 | 94,793 |
| Owners..... | 64,783 | 67,782 | 488 | 369 | 357,531 | 346,990 | 235,603 | 211,235 | 51,260 | 98,915 | 58,526 | 76,012 |
| Managers..... | 2,054 | 2,353 | 22 | 28 | 11,955 | 6,543 | 7,420 | 6,579 | 4,016 | 5,288 | 3,820 | 3,850 |
| Tenants..... | 10,333 | 10,619 | 90 | 32 | 65,677 | 72,348 | 46,913 | 47,520 | 7,428 | 14,312 | 10,325 | 14,931 |
| Colored farmers, total..... | 61 | 27 | 1 | 1 | 317 | 137 | 186 | 90 | 52 | 36 | 90 | 28 |
| Owners..... | 42 | 23 | 1 | 1 | 220 | 123 | 121 | 79 | 33 | 36 | 55 | 22 |
| Managers..... | 9 | | | | 31 | | 15 | | 19 | | 22 | |
| Tenants..... | 10 | 4 | | | 66 | 14 | 47 | 11 | | | 13 | 6 |
| Massachusetts. | | | | | | | | | | | | |
| White farmers, total..... | 50,456 | 64,156 | 329 | 268 | 215,746 | 252,110 | 147,106 | 171,746 | 18,878 | 32,708 | 103,744 | 102,660 |
| Owners..... | 42,209 | 53,549 | 275 | 201 | 180,342 | 210,312 | 123,195 | 142,742 | 12,896 | 24,437 | 76,289 | 71,084 |
| Managers..... | 4,718 | 6,076 | 34 | 34 | 20,161 | 23,005 | 13,137 | 15,495 | 5,291 | 6,892 | 19,363 | 23,381 |
| Tenants..... | 3,439 | 4,531 | 20 | 33 | 15,243 | 18,793 | 10,774 | 13,509 | 691 | 1,329 | 8,092 | 8,195 |
| Colored farmers, total..... | 149 | 127 | 3 | 3 | 353 | 306 | 225 | 190 | 2 | 2 | 448 | 358 |
| Owners..... | 131 | 115 | 3 | 3 | 336 | 272 | 218 | 168 | | | 411 | 333 |
| Managers..... | 8 | 4 | | | 15 | 9 | 7 | 5 | | | 25 | 3 |
| Tenants..... | 10 | 8 | | | 2 | 25 | | 17 | | | 12 | 22 |
| Rhode Island. | | | | | | | | | | | | |
| White farmers, total..... | 6,521 | 9,495 | 75 | 63 | 30,494 | 34,069 | 21,412 | 23,275 | 2,738 | 6,787 | 12,790 | 13,953 |
| Owners..... | 4,838 | 6,916 | 57 | 46 | 21,706 | 24,038 | 15,116 | 16,407 | 1,819 | 4,863 | 9,298 | 9,356 |
| Managers..... | 629 | 990 | 7 | 7 | 3,160 | 3,068 | 2,214 | 2,132 | 577 | 908 | 1,474 | 2,062 |
| Tenants..... | 1,054 | 1,589 | 11 | 10 | 5,628 | 6,963 | 4,082 | 4,736 | 340 | 1,016 | 2,020 | 2,595 |
| Colored farmers, total..... | 19 | 52 | | | 25 | 79 | 19 | 54 | | 2 | 79 | 85 |
| Owners..... | 13 | 45 | | | 13 | 59 | 9 | 37 | | 2 | 22 | 58 |
| Managers..... | 2 | | | | | | | | | | | |
| Tenants..... | 4 | 7 | | | 12 | 20 | 10 | 17 | | | 57 | 27 |
| Connecticut. | | | | | | | | | | | | |
| White farmers, total..... | 38,029 | 46,195 | 865 | 416 | 173,467 | 194,339 | 112,458 | 122,522 | 10,786 | 22,324 | 60,901 | 52,056 |
| Owners..... | 31,855 | 39,210 | 601 | 328 | 145,801 | 166,271 | 94,406 | 103,778 | 7,856 | 17,307 | 46,083 | 42,097 |
| Managers..... | 2,827 | 2,641 | 160 | 57 | 10,740 | 9,238 | 5,983 | 5,910 | 1,910 | 2,721 | 9,399 | 4,713 |
| Tenants..... | 3,347 | 4,344 | 104 | 31 | 16,926 | 19,330 | 12,069 | 12,834 | 1,020 | 2,286 | 5,419 | 5,246 |
| Colored farmers, total..... | 96 | 146 | 4 | 4 | 297 | 479 | 164 | 331 | 56 | 94 | 170 | 316 |
| Owners..... | 55 | 82 | 3 | 3 | 79 | 311 | 49 | 234 | 15 | 61 | 92 | 219 |
| Managers..... | 12 | 30 | 1 | 1 | 117 | 79 | 62 | 36 | 41 | 33 | 24 | 26 |
| Tenants..... | 29 | 34 | | | 101 | 89 | 53 | 61 | | 54 | 54 | 71 |

TABLE 28.—NUMBER OF DOMESTIC ANIMALS ON FARMS CLASSIFIED ACCORDING TO COLOR AND TENURE, BY DIVISIONS AND STATES: 1920 AND 1910—Continued.

| DIVISION OR STATE AND COLOR AND TENURE. | HORSES. | | MULES. | | ALL CATTLE. | | DAIRY COWS. | | SHEEP. | | SWINE. | |
|---|-----------|-----------|---------|---------|-------------|-----------|-------------|-----------|-----------|-----------|-----------|-----------|
| | 1920 | 1910 | 1920 | 1910 | 1920 | 1910 | 1920 | 1910 | 1920 | 1910 | 1920 | 1910 |
| MIDDLE ATLANTIC. | | | | | | | | | | | | |
| New York. | | | | | | | | | | | | |
| White farmers, total..... | 584,812 | 589,467 | 7,290 | 4,046 | 2,140,255 | 2,419,086 | 1,479,133 | 1,507,123 | 578,339 | 929,611 | 598,751 | 665,051 |
| Owners..... | 397,204 | 433,531 | 6,257 | 2,848 | 1,579,144 | 1,725,555 | 1,080,158 | 1,059,570 | 417,416 | 675,749 | 425,915 | 468,383 |
| Managers..... | 16,325 | 17,319 | 475 | 851 | 65,042 | 60,806 | 45,052 | 37,006 | 28,543 | 26,393 | 30,832 | 25,318 |
| Tenants..... | 121,283 | 138,607 | 1,558 | 847 | 496,069 | 632,724 | 353,923 | 410,487 | 132,380 | 227,499 | 142,006 | 170,350 |
| Colored farmers, total..... | 1,359 | 1,541 | 33 | 6 | 3,989 | 3,917 | 2,785 | 2,471 | 387 | 689 | 1,809 | 1,128 |
| Owners..... | 989 | 1,240 | 15 | 6 | 2,670 | 3,010 | 1,850 | 1,832 | 202 | 320 | 1,028 | 798 |
| Managers..... | 89 | 21 | 6 | 6 | 406 | 131 | 269 | 93 | 11 | 11 | 310 | 85 |
| Tenants..... | 281 | 280 | 18 | 6 | 913 | 770 | 666 | 496 | 114 | 369 | 465 | 245 |
| New Jersey. | | | | | | | | | | | | |
| White farmers, total..... | 71,562 | 37,979 | 5,501 | 4,000 | 178,116 | 221,528 | 129,479 | 153,409 | 10,450 | 30,569 | 137,039 | 145,578 |
| Owners..... | 46,939 | 56,017 | 3,524 | 2,403 | 107,408 | 134,003 | 77,816 | 91,737 | 6,830 | 20,177 | 86,392 | 89,219 |
| Managers..... | 3,825 | 4,786 | 462 | 281 | 11,408 | 10,524 | 7,830 | 6,951 | 2,133 | 3,300 | 10,215 | 9,368 |
| Tenants..... | 20,798 | 26,276 | 1,602 | 1,396 | 59,240 | 77,001 | 43,833 | 64,721 | 1,687 | 7,112 | 40,432 | 49,993 |
| Colored farmers, total..... | 1,059 | 943 | 114 | 41 | 1,343 | 1,471 | 1,018 | 1,009 | 21 | 94 | 2,183 | 1,427 |
| Owners..... | 421 | 377 | 35 | 10 | 1,330 | 1,390 | 958 | 233 | 1 | 60 | 958 | 565 |
| Managers..... | 54 | 79 | 6 | 10 | 195 | 185 | 158 | 115 | 12 | 60 | 144 | 98 |
| Tenants..... | 584 | 487 | 74 | 21 | 790 | 956 | 602 | 661 | 9 | 34 | 1,081 | 768 |
| Pennsylvania. | | | | | | | | | | | | |
| White farmers, total..... | 504,871 | 548,768 | 54,937 | 44,253 | 1,542,735 | 1,584,558 | 883,893 | 932,357 | 508,041 | 881,561 | 1,188,162 | 975,649 |
| Owners..... | 361,434 | 385,961 | 28,890 | 21,793 | 1,086,576 | 1,108,299 | 619,632 | 640,105 | 395,470 | 677,326 | 803,871 | 670,888 |
| Managers..... | 16,525 | 14,543 | 3,022 | 2,799 | 57,624 | 30,391 | 27,855 | 22,273 | 17,311 | 15,602 | 52,476 | 27,137 |
| Tenants..... | 126,912 | 148,264 | 22,125 | 19,661 | 398,535 | 436,868 | 236,376 | 269,979 | 95,260 | 188,573 | 331,815 | 277,624 |
| Colored farmers, total..... | 1,095 | 988 | 144 | 70 | 2,813 | 1,961 | 1,962 | 1,283 | 670 | 1,513 | 2,789 | 1,988 |
| Owners..... | 601 | 576 | 70 | 31 | 1,107 | 958 | 718 | 647 | 439 | 555 | 1,501 | 1,034 |
| Managers..... | 98 | 76 | 15 | 17 | 249 | 254 | 142 | 151 | 17 | 21 | 367 | 265 |
| Tenants..... | 396 | 336 | 59 | 22 | 1,457 | 749 | 1,102 | 485 | 214 | 937 | 921 | 689 |
| EAST NORTH CENTRAL. | | | | | | | | | | | | |
| Ohio. | | | | | | | | | | | | |
| White farmers, total..... | 806,559 | 905,668 | 31,404 | 22,701 | 1,919,282 | 1,881,803 | 884,046 | 902,109 | 2,098,159 | 3,902,516 | 3,070,292 | 3,092,018 |
| Owners..... | 517,301 | 612,447 | 18,257 | 13,234 | 1,274,268 | 1,286,733 | 589,349 | 627,823 | 1,430,282 | 2,824,202 | 1,826,201 | 2,022,973 |
| Managers..... | 13,707 | 13,339 | 1,308 | 1,041 | 43,148 | 32,890 | 15,348 | 12,713 | 40,029 | 60,212 | 67,522 | 56,272 |
| Tenants..... | 275,551 | 279,882 | 11,844 | 8,426 | 601,866 | 612,180 | 279,340 | 261,573 | 618,848 | 1,018,102 | 1,176,569 | 1,012,773 |
| Colored farmers, total..... | 4,133 | 4,556 | 222 | 149 | 7,541 | 5,804 | 4,011 | 3,016 | 4,391 | 6,046 | 13,554 | 13,009 |
| Owners..... | 2,321 | 2,818 | 117 | 83 | 4,409 | 3,610 | 2,734 | 1,928 | 1,838 | 3,346 | 6,486 | 8,028 |
| Managers..... | 158 | 114 | 32 | 3 | 434 | 140 | 177 | 35 | 275 | 686 | 837 | 529 |
| Tenants..... | 1,654 | 1,624 | 73 | 63 | 2,698 | 2,039 | 1,100 | 1,053 | 2,278 | 2,614 | 6,231 | 5,052 |
| Indiana. | | | | | | | | | | | | |
| White farmers, total..... | 715,731 | 811,727 | 99,896 | 81,676 | 1,543,903 | 1,360,840 | 807,009 | 632,489 | 643,537 | 1,335,945 | 3,750,186 | 3,607,083 |
| Owners..... | 445,405 | 545,328 | 61,438 | 51,919 | 1,005,772 | 969,982 | 405,601 | 452,231 | 406,127 | 945,003 | 2,271,663 | 2,460,465 |
| Managers..... | 10,539 | 12,728 | 3,348 | 2,837 | 39,580 | 30,952 | 8,119 | 8,728 | 17,494 | 20,516 | 81,194 | 62,566 |
| Tenants..... | 259,787 | 253,671 | 35,110 | 26,920 | 498,551 | 359,906 | 193,289 | 171,530 | 219,916 | 361,426 | 1,397,329 | 1,084,062 |
| Colored farmers, total..... | 1,502 | 1,917 | 462 | 492 | 2,192 | 2,176 | 1,202 | 1,102 | 352 | 1,022 | 6,949 | 6,823 |
| Owners..... | 814 | 1,171 | 209 | 249 | 1,392 | 1,192 | 705 | 692 | 143 | 507 | 3,445 | 4,101 |
| Managers..... | 35 | 41 | 20 | 38 | 53 | 188 | 27 | 82 | 19 | 110 | 422 | 134 |
| Tenants..... | 653 | 705 | 233 | 205 | 747 | 796 | 380 | 328 | 190 | 345 | 3,082 | 2,588 |
| Illinois. | | | | | | | | | | | | |
| White farmers, total..... | 1,294,407 | 1,449,787 | 167,094 | 146,429 | 3,784,197 | 2,436,685 | 955,606 | 1,048,268 | 637,051 | 1,059,123 | 4,681,205 | 4,676,648 |
| Owners..... | 650,798 | 801,062 | 91,340 | 83,668 | 1,568,387 | 1,490,396 | 516,982 | 608,484 | 403,972 | 763,421 | 2,476,433 | 2,821,986 |
| Managers..... | 23,621 | 10,204 | 4,344 | 3,658 | 67,670 | 44,860 | 15,360 | 12,777 | 21,733 | 23,888 | 131,093 | 90,263 |
| Tenants..... | 613,988 | 629,581 | 70,910 | 59,103 | 1,153,140 | 901,429 | 423,264 | 427,007 | 211,346 | 271,814 | 2,023,679 | 1,764,399 |
| Colored farmers, total..... | 2,445 | 3,100 | 1,180 | 1,404 | 4,041 | 3,892 | 1,707 | 1,955 | 634 | 723 | 7,977 | 9,714 |
| Owners..... | 1,285 | 1,727 | 734 | 764 | 2,428 | 2,267 | 1,075 | 1,237 | 446 | 224 | 4,248 | 5,516 |
| Managers..... | 60 | 100 | 20 | 66 | 143 | 428 | 27 | 34 | 12 | 422 | 280 | 850 |
| Tenants..... | 1,100 | 1,273 | 426 | 574 | 1,470 | 1,197 | 605 | 684 | 176 | 77 | 3,449 | 3,348 |
| Michigan. | | | | | | | | | | | | |
| White farmers, total..... | 603,697 | 607,887 | 5,855 | 3,687 | 1,582,730 | 1,494,541 | 799,997 | 795,174 | 1,207,949 | 2,303,065 | 1,103,598 | 1,242,456 |
| Owners..... | 473,177 | 494,222 | 4,173 | 2,709 | 1,236,028 | 1,220,266 | 620,115 | 621,555 | 871,783 | 1,752,423 | 810,269 | 953,708 |
| Managers..... | 10,195 | 8,580 | 286 | 161 | 35,353 | 23,146 | 14,235 | 9,804 | 44,916 | 48,398 | 25,107 | 23,043 |
| Tenants..... | 120,325 | 105,085 | 1,396 | 757 | 311,349 | 251,129 | 159,647 | 133,815 | 291,250 | 502,244 | 268,222 | 265,645 |
| Colored farmers, total..... | 1,812 | 2,146 | 29 | 13 | 3,312 | 3,282 | 2,098 | 1,909 | 1,242 | 3,411 | 2,468 | 3,377 |
| Owners..... | 1,358 | 1,677 | 23 | 9 | 2,583 | 2,511 | 1,613 | 1,448 | 620 | 2,507 | 1,694 | 2,440 |
| Managers..... | 19 | 23 | 6 | 43 | 43 | 40 | 27 | 31 | 13 | 75 | 43 | 137 |
| Tenants..... | 435 | 446 | 6 | 4 | 686 | 731 | 458 | 430 | 622 | 829 | 731 | 924 |
| Wisconsin. | | | | | | | | | | | | |
| White farmers, total..... | 681,822 | 613,583 | 4,281 | 2,870 | 3,048,324 | 2,677,869 | 1,793,613 | 1,472,281 | 479,760 | 929,263 | 1,595,155 | 1,808,546 |
| Owners..... | 557,056 | 507,901 | 3,070 | 2,234 | 2,474,833 | 2,213,412 | 1,456,114 | 1,208,877 | 375,834 | 766,318 | 1,240,908 | 1,403,364 |
| Managers..... | 10,531 | 8,111 | 273 | 114 | 51,882 | 29,398 | 27,061 | 14,640 | 29,468 | 16,067 | 29,483 | 29,022 |
| Tenants..... | 114,235 | 97,571 | 938 | 522 | 521,609 | 435,059 | 310,438 | 248,764 | 74,458 | 140,878 | 324,764 | 384,260 |
| Colored farmers, total..... | 1,542 | 1,071 | 3 | 2 | 2,505 | 2,205 | 1,500 | 1,224 | 231 | 520 | 1,264 | 785 |
| Owners..... | 1,443 | 973 | 3 | 2 | 2,196 | 1,949 | 1,328 | 1,091 | 231 | 454 | 1,062 | 597 |
| Managers..... | 33 | 14 | 6 | 6 | 129 | 35 | 78 | 19 | 19 | 49 | 21 | 21 |
| Tenants..... | 66 | 84 | 6 | 6 | 180 | 221 | 103 | 114 | 66 | 153 | 153 | 167 |

COLOR AND TENURE OF FARMER.

TABLE 23.—NUMBER OF DOMESTIC ANIMALS ON FARMS CLASSIFIED ACCORDING TO COLOR AND TENURE, BY DIVISIONS AND STATES: 1920 AND 1910—Continued.

| DIVISION OR STATE AND COLOR AND TENURE. | HORSES. | | MULES. | | ALL CATTLE. | | DAIRY COWS. | | SHEEP. | | SWINE. | |
|---|-----------|-----------|---------|---------|-------------|-----------|-------------|-----------|-----------|-----------|-----------|-----------|
| | 1920 | 1910 | 1920 | 1910 | 1920 | 1910 | 1920 | 1910 | 1920 | 1910 | 1920 | 1910 |
| WEST NORTH CENTRAL. | | | | | | | | | | | | |
| Minnesota. | | | | | | | | | | | | |
| White farmers, total | 932,104 | 752,326 | 10,234 | 5,789 | 3,019,048 | 2,346,107 | 1,227,313 | 1,084,769 | 508,622 | 637,425 | 2,360,303 | 1,519,753 |
| Owners | 644,223 | 566,071 | 6,447 | 3,911 | 2,182,085 | 1,837,092 | 914,883 | 862,917 | 391,099 | 494,361 | 1,613,707 | 1,150,299 |
| Managers | 10,940 | 9,295 | 217 | 228 | 43,810 | 28,410 | 15,613 | 10,358 | 18,224 | 17,255 | 34,435 | 23,115 |
| Tenants | 276,941 | 176,960 | 3,570 | 1,630 | 793,148 | 479,705 | 296,817 | 221,494 | 98,899 | 125,809 | 732,161 | 346,339 |
| Colored farmers, total | 690 | 858 | 4 | 6 | 2,426 | 1,328 | 1,666 | 619 | 442 | 157 | 559 | 504 |
| Owners | 572 | 589 | 4 | 4 | 2,164 | 984 | 1,778 | 473 | 348 | 155 | 393 | 432 |
| Managers | 15 | 3 | — | — | 13 | 10 | 3 | 6 | — | — | 1 | 1 |
| Tenants | 108 | 266 | 4 | 2 | 249 | 334 | 85 | 140 | 94 | 2 | 162 | 71 |
| Iowa. | | | | | | | | | | | | |
| White farmers, total | 1,385,989 | 1,491,493 | 81,494 | 55,488 | 4,556,360 | 4,446,609 | 897,227 | 1,406,187 | 1,092,016 | 1,145,242 | 7,862,272 | 7,544,133 |
| Owners | 765,473 | 928,114 | 43,064 | 31,967 | 2,649,925 | 2,918,143 | 516,018 | 906,328 | 730,814 | 859,510 | 4,577,448 | 4,957,694 |
| Managers | 17,689 | 14,911 | 1,937 | 1,556 | 85,147 | 66,640 | 10,328 | 10,607 | 32,803 | 20,446 | 130,763 | 94,262 |
| Tenants | 602,827 | 548,468 | 36,493 | 21,965 | 1,821,288 | 1,461,826 | 370,881 | 489,252 | 328,399 | 265,286 | 3,154,031 | 2,491,027 |
| Colored farmers, total | 533 | 738 | 26 | 36 | 1,343 | 1,397 | 441 | 605 | 79 | 307 | 2,032 | 1,670 |
| Owners | 243 | 473 | 9 | 25 | 536 | 657 | 203 | 338 | 52 | 135 | 963 | 872 |
| Managers | 11 | 30 | — | — | 21 | 109 | 7 | 4 | — | 87 | 79 | 113 |
| Tenants | 279 | 230 | 17 | 11 | 791 | 601 | 231 | 263 | 27 | 85 | 990 | 685 |
| Missouri. | | | | | | | | | | | | |
| White farmers, total | 899,887 | 1,065,185 | 385,532 | 339,197 | 2,771,638 | 2,550,733 | 658,706 | 851,732 | 1,268,547 | 1,807,906 | 3,865,623 | 4,409,445 |
| Owners | 661,800 | 798,907 | 271,872 | 243,250 | 2,117,337 | 2,020,711 | 489,838 | 680,456 | 1,003,457 | 1,526,763 | 2,819,782 | 3,392,478 |
| Managers | 9,511 | 11,330 | 6,800 | 5,680 | 57,785 | 49,500 | 7,480 | 7,490 | 28,789 | 28,889 | 74,424 | 78,658 |
| Tenants | 228,576 | 269,808 | 106,860 | 90,267 | 596,516 | 480,512 | 161,408 | 183,786 | 236,301 | 252,254 | 971,417 | 938,309 |
| Colored farmers, total | 6,333 | 8,252 | 3,513 | 3,503 | 10,006 | 10,759 | 3,253 | 4,698 | 3,069 | 3,362 | 23,054 | 28,749 |
| Owners | 4,056 | 5,371 | 1,805 | 1,771 | 6,528 | 6,695 | 2,202 | 3,112 | 1,429 | 2,567 | 13,227 | 17,512 |
| Managers | 156 | 225 | 183 | 189 | 728 | 715 | 104 | 103 | 8 | 8 | 1,542 | 1,121 |
| Tenants | 2,121 | 2,656 | 1,525 | 1,543 | 2,750 | 3,349 | 947 | 1,483 | 658 | 787 | 8,285 | 10,116 |
| North Dakota. | | | | | | | | | | | | |
| White farmers, total | 849,563 | 644,906 | 7,842 | 7,693 | 1,328,482 | 735,077 | 370,212 | 258,096 | 297,465 | 283,370 | 457,686 | 331,044 |
| Owners | 626,011 | 541,278 | 5,316 | 5,729 | 1,033,245 | 650,025 | 285,397 | 224,834 | 210,730 | 238,183 | 336,466 | 279,631 |
| Managers | 14,654 | 8,813 | 267 | 480 | 31,106 | 10,281 | 4,295 | 2,561 | 15,373 | 8,464 | 10,913 | 7,681 |
| Tenants | 208,898 | 94,815 | 2,259 | 1,478 | 264,131 | 78,871 | 80,520 | 30,701 | 65,362 | 10,733 | 110,307 | 43,732 |
| Colored farmers, total | 6,119 | 5,693 | 31 | 2 | 6,070 | 8,685 | 495 | 1,077 | 1,447 | 1 | 579 | 559 |
| Owners | 5,393 | 5,605 | 29 | 2 | 5,177 | 8,540 | 410 | 1,058 | 40 | 1 | 394 | 452 |
| Managers | 24 | 11 | — | — | 11 | 6 | 7 | 2 | 1,370 | — | 11 | 28 |
| Tenants | 702 | 77 | 2 | — | 882 | 139 | 78 | 17 | 37 | — | 174 | 79 |
| South Dakota. | | | | | | | | | | | | |
| White farmers, total | 788,583 | 635,852 | 15,041 | 12,369 | 2,319,369 | 1,464,340 | 335,868 | 367,196 | 842,119 | 609,766 | 1,949,992 | 1,007,765 |
| Owners | 529,667 | 409,430 | 8,725 | 8,467 | 1,601,008 | 1,130,328 | 220,474 | 275,200 | 642,856 | 509,293 | 1,254,388 | 744,573 |
| Managers | 12,391 | 6,923 | 449 | 210 | 72,724 | 44,028 | 2,998 | 2,744 | 31,171 | 20,665 | 28,004 | 13,167 |
| Tenants | 246,525 | 169,493 | 5,867 | 3,692 | 645,097 | 289,984 | 112,396 | 89,192 | 168,092 | 79,808 | 667,600 | 250,025 |
| Colored farmers, total | 28,475 | 33,510 | 52 | 55 | 28,788 | 70,896 | 1,024 | 2,568 | 1,577 | 1,498 | 3,834 | 1,956 |
| Owners | 26,735 | 32,324 | 35 | 50 | 26,669 | 64,579 | 813 | 2,342 | 1,197 | 1,363 | 2,832 | 1,685 |
| Managers | 179 | 167 | 4 | — | 307 | 4,510 | 21 | 13 | 1,370 | — | 196 | 28 |
| Tenants | 1,561 | 1,019 | 13 | 5 | 1,812 | 1,807 | 190 | 213 | 1 | 135 | 806 | 243 |
| Nebraska. | | | | | | | | | | | | |
| White farmers, total | 958,805 | 1,006,155 | 99,649 | 83,286 | 3,150,538 | 2,930,074 | 437,992 | 613,444 | 573,160 | 293,458 | 3,430,731 | 3,432,765 |
| Owners | 697,600 | 696,784 | 54,456 | 47,915 | 2,040,442 | 2,134,321 | 280,343 | 417,561 | 300,283 | 197,661 | 2,121,450 | 2,354,212 |
| Managers | 15,495 | 15,321 | 1,098 | 2,130 | 124,185 | 138,090 | 4,155 | 4,210 | 51,915 | 34,476 | 50,834 | 69,963 |
| Tenants | 375,710 | 330,050 | 43,195 | 33,241 | 985,911 | 657,663 | 173,489 | 191,673 | 160,962 | 61,221 | 1,249,447 | 1,018,590 |
| Colored farmers, total | 2,591 | 2,223 | 198 | 119 | 3,727 | 2,276 | 467 | 508 | 57 | 42 | 4,959 | 2,869 |
| Owners | 1,570 | 1,760 | 96 | 44 | 2,063 | 1,811 | 232 | 398 | 7 | 42 | 2,543 | 1,730 |
| Managers | 28 | 37 | 2 | 52 | 346 | 112 | 28 | 12 | 50 | — | 230 | 800 |
| Tenants | 993 | 436 | 100 | 23 | 1,328 | 353 | 207 | 98 | — | — | 2,186 | 429 |
| Kansas. | | | | | | | | | | | | |
| White farmers, total | 1,077,594 | 1,140,600 | 241,996 | 207,166 | 2,967,092 | 3,070,743 | 571,670 | 732,777 | 360,175 | 272,492 | 1,725,312 | 2,988,217 |
| Owners | 692,361 | 765,278 | 140,823 | 129,781 | 1,921,182 | 2,229,277 | 351,409 | 513,732 | 260,187 | 197,186 | 1,100,203 | 2,151,988 |
| Managers | 13,024 | 11,992 | 5,057 | 5,021 | 92,104 | 108,763 | 5,478 | 5,373 | 9,568 | 23,768 | 35,048 | 51,760 |
| Tenants | 412,209 | 363,330 | 96,116 | 72,364 | 953,806 | 732,703 | 214,783 | 213,672 | 100,420 | 51,448 | 584,061 | 784,469 |
| Colored farmers, total | 5,233 | 6,456 | 1,336 | 1,243 | 8,298 | 8,660 | 2,887 | 3,330 | 927 | 73 | 7,890 | 11,940 |
| Owners | 3,416 | 4,346 | 762 | 816 | 5,357 | 5,835 | 1,523 | 2,334 | 168 | 37 | 4,895 | 7,468 |
| Managers | 84 | 168 | 28 | 62 | 103 | 615 | 36 | 56 | — | 5 | 199 | 1,121 |
| Tenants | 1,733 | 1,942 | 546 | 365 | 2,748 | 2,210 | 1,028 | 940 | 759 | 31 | 2,796 | 3,351 |
| SOUTH ATLANTIC. | | | | | | | | | | | | |
| Delaware. | | | | | | | | | | | | |
| White farmers, total | 25,968 | 31,382 | 8,832 | 5,579 | 44,772 | 53,153 | 31,783 | 34,631 | 3,183 | 7,679 | 36,409 | 46,519 |
| Owners | 12,773 | 15,589 | 4,882 | 3,152 | 19,955 | 23,467 | 14,324 | 15,042 | 1,732 | 3,056 | 19,796 | 24,088 |
| Managers | 603 | 592 | 240 | 135 | 1,129 | 1,479 | 700 | 983 | 33 | 109 | 1,073 | 1,121 |
| Tenants | 12,690 | 15,201 | 3,710 | 2,290 | 23,688 | 28,207 | 16,759 | 18,006 | 1,418 | 4,514 | 15,540 | 21,330 |
| Colored farmers, total | 1,788 | 1,683 | 607 | 356 | 1,737 | 1,833 | 1,343 | 1,077 | 37 | 127 | 2,212 | 2,741 |
| Owners | 608 | 661 | 171 | 100 | 409 | 506 | 281 | 329 | — | 11 | 743 | 978 |
| Managers | 51 | 73 | 15 | 20 | 66 | 127 | 48 | 64 | — | 47 | 128 | 114 |
| Tenants | 1,127 | 949 | 421 | 236 | 1,262 | 1,200 | 914 | 684 | 37 | 69 | 1,341 | 1,649 |

TABLE 23.—NUMBER OF DOMESTIC ANIMALS ON FARMS CLASSIFIED ACCORDING TO COLOR AND TENURE, BY DIVISIONS AND STATES: 1920 AND 1910—Continued.

| DIVISION OR STATE AND COLOR AND TENURE. | HORSES. | | MULES. | | ALL CATTLE. | | DAIRY COWS. | | SHEEP. | | SWINE. | |
|---|---------|---------|---------|---------|-------------|---------|-------------|---------|---------|---------|-----------|-----------|
| | 1920 | 1910 | 1920 | 1910 | 1920 | 1910 | 1920 | 1910 | 1920 | 1910 | 1920 | 1910 |
| SOUTH ATLANTIC—Con. | | | | | | | | | | | | |
| Maryland. | | | | | | | | | | | | |
| White farmers, total | 130,028 | 145,348 | 30,419 | 21,447 | 272,545 | 275,164 | 155,971 | 160,520 | 99,617 | 230,801 | 287,454 | 284,371 |
| Owners | 77,693 | 87,173 | 17,328 | 12,428 | 165,510 | 168,457 | 93,840 | 97,247 | 57,775 | 125,854 | 175,586 | 171,172 |
| Managers | 5,277 | 4,842 | 2,100 | 1,325 | 14,901 | 10,246 | 6,693 | 5,240 | 6,192 | 8,794 | 15,859 | 10,648 |
| Tenants | 47,058 | 53,333 | 10,991 | 7,694 | 92,134 | 96,461 | 55,438 | 58,033 | 35,650 | 96,213 | 96,009 | 102,551 |
| Colored farmers, total | 11,313 | 10,090 | 2,902 | 1,220 | 10,832 | 12,587 | 6,001 | 6,339 | 3,410 | 6,336 | 18,998 | 17,212 |
| Owners | 5,496 | 5,136 | 1,265 | 417 | 4,547 | 5,554 | 2,615 | 2,952 | 675 | 1,300 | 9,194 | 8,681 |
| Managers | 498 | 319 | 186 | 146 | 956 | 466 | 483 | 254 | 922 | 976 | 1,023 | 634 |
| Tenants | 5,319 | 4,635 | 1,091 | 657 | 5,329 | 6,567 | 2,903 | 3,133 | 1,813 | 4,060 | 8,776 | 7,897 |
| District of Columbia. | | | | | | | | | | | | |
| White farmers, total | 282 | 546 | 31 | 52 | 943 | 971 | 686 | 845 | 0 | 0 | 1,268 | 664 |
| Owners | 98 | 225 | 11 | 20 | 176 | 163 | 133 | 142 | 0 | 0 | 587 | 85 |
| Managers | 71 | 131 | 10 | 21 | 581 | 502 | 406 | 418 | 0 | 0 | 467 | 457 |
| Tenants | 113 | 190 | 10 | 11 | 186 | 306 | 147 | 286 | 0 | 0 | 214 | 122 |
| Colored farmers, total | 29 | 18 | 1 | 1 | 22 | 11 | 18 | 11 | 4 | 4 | 63 | 1 |
| Owners | 7 | 14 | 0 | 0 | 5 | 9 | 3 | 9 | 4 | 4 | 19 | 1 |
| Managers | 10 | 1 | 0 | 0 | 10 | 1 | 10 | 1 | 0 | 0 | 11 | 0 |
| Tenants | 12 | 3 | 1 | 1 | 7 | 2 | 5 | 2 | 0 | 0 | 33 | 0 |
| Virginia. | | | | | | | | | | | | |
| White farmers, total | 264,177 | 298,350 | 75,464 | 50,983 | 846,205 | 783,531 | 317,901 | 314,042 | 338,521 | 797,972 | 783,311 | 671,172 |
| Owners | 208,277 | 231,583 | 56,403 | 39,031 | 673,432 | 641,819 | 254,709 | 253,166 | 280,788 | 675,157 | 594,231 | 527,296 |
| Managers | 3,466 | 7,661 | 3,231 | 2,430 | 42,757 | 30,215 | 9,817 | 7,805 | 18,750 | 29,887 | 32,360 | 18,566 |
| Tenants | 47,434 | 49,106 | 15,830 | 9,522 | 130,016 | 111,497 | 53,376 | 53,071 | 39,283 | 92,928 | 156,720 | 125,310 |
| Colored farmers, total | 48,288 | 42,074 | 21,366 | 9,039 | 63,590 | 75,536 | 40,068 | 42,242 | 3,546 | 6,901 | 157,997 | 126,463 |
| Owners | 34,860 | 30,596 | 13,350 | 5,767 | 44,273 | 54,537 | 23,406 | 30,852 | 1,655 | 4,135 | 99,111 | 83,528 |
| Managers | 494 | 883 | 255 | 158 | 1,521 | 1,379 | 404 | 448 | 894 | 837 | 1,416 | 1,102 |
| Tenants | 12,934 | 11,055 | 7,761 | 3,114 | 17,796 | 19,620 | 11,258 | 10,942 | 997 | 1,929 | 57,470 | 41,833 |
| West Virginia. | | | | | | | | | | | | |
| White farmers, total | 168,281 | 179,003 | 14,896 | 11,627 | 585,760 | 618,091 | 180,386 | 238,428 | 509,168 | 908,534 | 303,106 | 325,750 |
| Owners | 141,740 | 151,232 | 11,620 | 9,316 | 500,092 | 528,114 | 151,531 | 201,583 | 445,099 | 790,855 | 242,695 | 264,414 |
| Managers | 3,180 | 2,671 | 611 | 308 | 16,994 | 14,109 | 3,227 | 2,608 | 14,594 | 19,174 | 7,251 | 3,761 |
| Tenants | 23,361 | 25,100 | 2,659 | 2,004 | 68,674 | 75,868 | 26,628 | 34,147 | 49,475 | 92,505 | 53,100 | 57,575 |
| Colored farmers, total | 867 | 988 | 35 | 90 | 1,702 | 2,197 | 820 | 1,111 | 663 | 1,826 | 2,105 | 2,438 |
| Owners | 608 | 718 | 61 | 67 | 1,240 | 1,694 | 580 | 881 | 455 | 1,194 | 1,384 | 1,814 |
| Managers | 28 | 27 | 2 | 6 | 51 | 52 | 18 | 20 | 30 | 23 | 93 | 23 |
| Tenants | 231 | 243 | 22 | 23 | 405 | 451 | 222 | 210 | 178 | 632 | 628 | 601 |
| North Carolina. | | | | | | | | | | | | |
| White farmers, total | 136,200 | 140,514 | 194,168 | 139,985 | 565,062 | 612,492 | 248,273 | 266,277 | 89,092 | 210,178 | 985,074 | 997,324 |
| Owners | 101,459 | 106,865 | 137,478 | 100,741 | 445,779 | 436,368 | 188,330 | 208,207 | 77,022 | 189,897 | 712,292 | 759,295 |
| Managers | 1,516 | 2,037 | 2,620 | 2,850 | 10,512 | 10,280 | 3,370 | 3,375 | 3,277 | 3,459 | 15,946 | 15,042 |
| Tenants | 33,225 | 31,612 | 54,070 | 36,394 | 108,771 | 115,844 | 56,573 | 54,695 | 8,193 | 16,822 | 256,836 | 224,017 |
| Colored farmers, total | 35,236 | 25,637 | 62,401 | 34,796 | 79,717 | 38,369 | 41,950 | 42,637 | 1,464 | 4,295 | 286,166 | 230,301 |
| Owners | 13,407 | 10,975 | 20,707 | 11,174 | 33,431 | 40,463 | 16,293 | 17,769 | 954 | 3,195 | 96,640 | 91,779 |
| Managers | 87 | 69 | 193 | 116 | 432 | 368 | 120 | 166 | 14 | 80 | 950 | 718 |
| Tenants | 21,742 | 14,593 | 41,501 | 23,436 | 45,854 | 47,538 | 25,537 | 24,712 | 496 | 1,020 | 188,600 | 137,804 |
| South Carolina. | | | | | | | | | | | | |
| White farmers, total | 38,913 | 52,155 | 124,447 | 93,594 | 274,948 | 250,631 | 111,253 | 109,956 | 22,336 | 35,747 | 508,885 | 428,214 |
| Owners | 25,455 | 37,161 | 80,289 | 61,335 | 198,750 | 183,088 | 73,396 | 75,776 | 19,414 | 30,926 | 355,450 | 320,074 |
| Managers | 718 | 969 | 3,291 | 3,405 | 9,653 | 6,749 | 1,928 | 2,563 | 930 | 1,464 | 14,304 | 10,280 |
| Tenants | 12,740 | 14,025 | 40,867 | 28,854 | 71,545 | 60,194 | 35,929 | 31,617 | 1,992 | 3,357 | 139,131 | 97,860 |
| Colored farmers, total | 38,604 | 27,692 | 95,717 | 61,877 | 159,149 | 139,251 | 76,593 | 70,886 | 1,245 | 1,812 | 336,096 | 236,997 |
| Owners | 13,728 | 10,107 | 22,681 | 12,200 | 53,143 | 46,818 | 19,500 | 20,943 | 925 | 1,071 | 105,616 | 82,579 |
| Managers | 304 | 86 | 419 | 192 | 1,104 | 824 | 253 | 171 | 87 | 295 | 1,758 | 583 |
| Tenants | 24,572 | 17,499 | 72,717 | 49,485 | 104,902 | 92,109 | 56,840 | 49,772 | 233 | 446 | 228,722 | 153,835 |
| Georgia. | | | | | | | | | | | | |
| White farmers, total | 72,850 | 91,293 | 264,998 | 185,141 | 927,094 | 802,242 | 286,721 | 300,744 | 71,591 | 184,990 | 1,545,210 | 1,310,109 |
| Owners | 44,431 | 60,224 | 148,643 | 107,135 | 639,392 | 627,405 | 175,569 | 198,212 | 64,485 | 173,905 | 984,225 | 916,639 |
| Managers | 1,621 | 1,827 | 8,110 | 5,526 | 32,341 | 14,867 | 6,534 | 4,659 | 2,625 | 1,593 | 64,416 | 27,417 |
| Tenants | 26,898 | 29,242 | 108,245 | 72,480 | 255,361 | 219,970 | 104,618 | 97,873 | 4,481 | 9,492 | 496,569 | 366,053 |
| Colored farmers, total | 27,653 | 28,774 | 141,353 | 110,207 | 229,644 | 218,074 | 101,727 | 104,966 | 582 | 2,654 | 525,841 | 473,575 |
| Owners | 7,170 | 8,205 | 21,993 | 14,862 | 57,837 | 63,374 | 20,303 | 25,002 | 352 | 1,286 | 109,254 | 115,976 |
| Managers | 252 | 111 | 497 | 338 | 1,552 | 1,036 | 461 | 206 | 4 | 51 | 3,005 | 1,163 |
| Tenants | 20,231 | 20,458 | 118,863 | 95,007 | 170,255 | 153,664 | 80,963 | 79,758 | 226 | 1,317 | 413,582 | 356,436 |
| Florida. | | | | | | | | | | | | |
| White farmers, total | 30,370 | 35,184 | 34,234 | 18,266 | 603,235 | 795,525 | 63,158 | 100,169 | 64,558 | 113,429 | 659,576 | 675,994 |
| Owners | 25,507 | 30,224 | 26,417 | 14,397 | 526,464 | 731,818 | 53,678 | 89,126 | 59,551 | 105,509 | 549,147 | 593,189 |
| Managers | 1,123 | 892 | 2,378 | 1,320 | 37,969 | 14,880 | 1,782 | 1,397 | 2,173 | 4,320 | 25,142 | 11,276 |
| Tenants | 3,740 | 4,071 | 5,439 | 2,549 | 38,802 | 48,827 | 7,698 | 9,646 | 2,834 | 3,600 | 85,287 | 71,529 |
| Colored farmers, total | 8,200 | 10,456 | 7,812 | 5,087 | 35,746 | 49,663 | 8,483 | 15,872 | 101 | 272 | 95,905 | 134,075 |
| Owners | 5,172 | 6,586 | 3,386 | 2,221 | 24,124 | 32,779 | 4,842 | 9,978 | 101 | 172 | 53,472 | 80,370 |
| Managers | 89 | 60 | 140 | 42 | 296 | 715 | 50 | 55 | 0 | 0 | 1,438 | 710 |
| Tenants | 2,939 | 3,810 | 4,286 | 2,804 | 11,326 | 16,169 | 3,591 | 5,839 | 0 | 100 | 40,995 | 52,995 |

COLOR AND TENURE OF FARMER.

TABLE 28.—NUMBER OF DOMESTIC ANIMALS ON FARMS CLASSIFIED ACCORDING TO COLOR AND TENURE, BY DIVISIONS AND STATES: 1920 AND 1910—Continued.

| DIVISION OR STATE AND COLOR AND TENURE. | HORSES. | | MULES. | | ALL CATTLE. | | DAIRY COWS. | | SHEEP. | | SWINE. | |
|---|---------|-----------|---------|---------|-------------|-----------|-------------|---------|-----------|-----------|-----------|-----------|
| | 1920 | 1910 | 1920 | 1910 | 1920 | 1910 | 1920 | 1910 | 1920 | 1910 | 1920 | 1910 |
| EAST SOUTH CENTRAL. | | | | | | | | | | | | |
| Kentucky. | | | | | | | | | | | | |
| White farmers, total..... | 370,702 | 431,801 | 284,959 | 218,504 | 1,074,992 | 983,204 | 431,063 | 399,952 | 702,432 | 1,355,844 | 1,465,715 | 1,452,923 |
| Owners..... | 274,841 | 336,088 | 221,505 | 167,953 | 856,232 | 783,810 | 331,193 | 304,235 | 597,738 | 1,171,170 | 1,100,697 | 1,128,165 |
| Managers..... | 3,402 | 4,907 | 3,231 | 3,339 | 13,755 | 13,894 | 3,159 | 3,822 | 11,308 | 21,460 | 18,308 | 16,374 |
| Tenants..... | 92,459 | 90,806 | 60,223 | 47,212 | 205,005 | 185,500 | 96,711 | 91,895 | 93,386 | 163,214 | 346,710 | 308,384 |
| Colored farmers, total..... | 11,740 | 11,233 | 7,898 | 6,539 | 18,461 | 17,733 | 10,283 | 9,882 | 5,413 | 7,189 | 38,716 | 38,893 |
| Owners..... | 6,292 | 6,995 | 4,956 | 3,940 | 11,790 | 11,124 | 6,368 | 6,091 | 3,709 | 4,954 | 20,728 | 22,065 |
| Managers..... | 92 | 251 | 145 | 76 | 369 | 289 | 108 | 105 | 329 | 304 | 526 | 480 |
| Tenants..... | 5,356 | 3,987 | 2,797 | 2,523 | 6,302 | 6,320 | 3,807 | 3,686 | 1,376 | 1,911 | 17,462 | 16,328 |
| Tennessee. | | | | | | | | | | | | |
| White farmers, total..... | 282,429 | 316,373 | 318,274 | 245,858 | 1,080,749 | 915,850 | 375,503 | 354,582 | 360,267 | 787,053 | 1,674,256 | 1,258,092 |
| Owners..... | 207,947 | 241,477 | 228,371 | 176,534 | 821,069 | 701,668 | 274,031 | 259,497 | 301,032 | 662,230 | 1,201,348 | 940,022 |
| Managers..... | 1,612 | 2,657 | 2,633 | 2,660 | 17,485 | 11,754 | 3,492 | 3,746 | 4,417 | 17,207 | 15,981 | 11,918 |
| Tenants..... | 72,870 | 72,239 | 87,270 | 66,664 | 242,195 | 202,428 | 97,980 | 91,339 | 54,818 | 107,616 | 457,017 | 306,152 |
| Colored farmers, total..... | 35,492 | 33,336 | 34,236 | 29,997 | 81,097 | 80,679 | 39,825 | 42,522 | 3,829 | 7,980 | 158,051 | 129,846 |
| Owners..... | 12,798 | 12,884 | 13,629 | 10,274 | 31,442 | 28,356 | 14,684 | 14,841 | 2,314 | 4,473 | 56,420 | 45,420 |
| Managers..... | 222 | 129 | 188 | 218 | 807 | 672 | 172 | 148 | 193 | 1,033 | 1,628 | 442 |
| Tenants..... | 22,482 | 20,323 | 20,419 | 19,505 | 48,758 | 51,651 | 24,769 | 27,533 | 1,422 | 2,474 | 100,003 | 83,984 |
| Alabama. | | | | | | | | | | | | |
| White farmers, total..... | 92,182 | 97,494 | 215,133 | 159,218 | 805,419 | 660,973 | 293,065 | 264,966 | 79,668 | 138,710 | 1,098,092 | 878,667 |
| Owners..... | 63,081 | 69,077 | 137,682 | 102,932 | 579,461 | 486,506 | 200,423 | 184,204 | 70,475 | 125,483 | 739,922 | 650,077 |
| Managers..... | 1,147 | 1,460 | 3,108 | 2,969 | 23,852 | 11,196 | 2,957 | 3,259 | 3,736 | 3,332 | 18,987 | 10,130 |
| Tenants..... | 27,954 | 26,957 | 74,343 | 53,317 | 202,106 | 163,271 | 89,685 | 77,443 | 5,457 | 9,895 | 339,183 | 218,460 |
| Colored farmers, total..... | 38,280 | 38,142 | 81,005 | 87,923 | 238,589 | 271,455 | 101,047 | 126,670 | 2,800 | 4,220 | 398,801 | 388,066 |
| Owners..... | 10,691 | 10,547 | 19,843 | 16,350 | 68,318 | 68,931 | 27,513 | 29,163 | 1,431 | 3,632 | 98,583 | 94,087 |
| Managers..... | 147 | 97 | 334 | 192 | 2,404 | 527 | 513 | 256 | 135 | 12 | 1,432 | 1,323 |
| Tenants..... | 27,442 | 27,498 | 60,828 | 71,377 | 167,867 | 201,997 | 73,021 | 97,151 | 634 | 576 | 298,801 | 292,656 |
| Mississippi. | | | | | | | | | | | | |
| White farmers, total..... | 120,055 | 127,352 | 177,058 | 127,632 | 920,945 | 640,698 | 286,345 | 250,155 | 161,150 | 189,237 | 830,965 | 704,640 |
| Owners..... | 88,135 | 94,367 | 123,607 | 80,607 | 723,933 | 504,204 | 217,476 | 190,206 | 151,202 | 178,270 | 635,191 | 538,844 |
| Managers..... | 2,226 | 2,277 | 9,627 | 5,822 | 34,913 | 13,959 | 2,591 | 3,445 | 4,491 | 3,047 | 10,409 | 15,363 |
| Tenants..... | 29,694 | 30,708 | 43,819 | 32,113 | 162,099 | 122,475 | 66,278 | 56,444 | 5,457 | 7,920 | 132,368 | 130,433 |
| Colored farmers, total..... | 94,797 | 88,868 | 181,163 | 128,128 | 329,594 | 371,934 | 141,061 | 179,432 | 3,290 | 6,008 | 586,348 | 587,278 |
| Owners..... | 24,608 | 20,008 | 31,244 | 28,146 | 105,018 | 117,210 | 41,711 | 51,387 | 2,406 | 5,215 | 127,782 | 146,644 |
| Managers..... | 287 | 185 | 877 | 303 | 2,211 | 762 | 897 | 267 | 352 | 25 | 1,167 | 873 |
| Tenants..... | 69,902 | 62,017 | 99,042 | 99,679 | 222,305 | 253,962 | 98,493 | 127,778 | 532 | 768 | 406,499 | 430,668 |
| WEST SOUTH CENTRAL. | | | | | | | | | | | | |
| Arkansas. | | | | | | | | | | | | |
| White farmers, total..... | 209,765 | 214,505 | 252,962 | 168,337 | 945,326 | 848,017 | 355,215 | 344,671 | 96,763 | 140,748 | 1,140,822 | 1,222,422 |
| Owners..... | 148,172 | 153,131 | 195,750 | 112,247 | 719,702 | 649,800 | 265,349 | 257,600 | 85,514 | 129,174 | 834,346 | 916,308 |
| Managers..... | 2,259 | 1,998 | 6,231 | 4,064 | 14,023 | 9,556 | 1,863 | 1,839 | 1,874 | 970 | 13,056 | 11,253 |
| Tenants..... | 59,334 | 59,376 | 80,975 | 51,998 | 211,601 | 188,661 | 88,003 | 85,142 | 9,376 | 10,604 | 293,420 | 294,861 |
| Colored farmers, total..... | 48,161 | 40,211 | 69,715 | 53,863 | 127,640 | 180,054 | 60,292 | 81,122 | 3,396 | 3,441 | 237,269 | 296,525 |
| Owners..... | 15,626 | 15,874 | 25,922 | 17,558 | 58,085 | 82,805 | 27,554 | 35,706 | 1,465 | 2,905 | 85,403 | 118,331 |
| Managers..... | 92 | 49 | 330 | 124 | 867 | 420 | 111 | 209 | 15 | 15 | 796 | 681 |
| Tenants..... | 26,443 | 24,288 | 43,463 | 36,181 | 68,688 | 97,329 | 32,609 | 45,245 | 1,722 | 521 | 151,010 | 177,013 |
| Louisiana. | | | | | | | | | | | | |
| White farmers, total..... | 121,768 | 130,127 | 129,538 | 95,338 | 675,203 | 662,851 | 133,808 | 214,893 | 126,800 | 171,738 | 632,582 | 1,028,374 |
| Owners..... | 84,572 | 91,764 | 83,602 | 67,287 | 524,689 | 529,637 | 104,346 | 167,602 | 116,904 | 160,827 | 484,218 | 819,764 |
| Managers..... | 2,438 | 3,989 | 13,312 | 16,284 | 35,825 | 24,002 | 2,053 | 4,096 | 3,227 | 4,597 | 10,601 | 27,800 |
| Tenants..... | 34,758 | 34,374 | 32,624 | 21,767 | 114,689 | 109,212 | 27,400 | 42,595 | 5,669 | 6,514 | 131,763 | 180,810 |
| Colored farmers, total..... | 56,988 | 51,159 | 50,577 | 36,216 | 129,038 | 141,944 | 43,128 | 64,204 | 4,016 | 6,549 | 217,980 | 299,231 |
| Owners..... | 14,910 | 15,883 | 13,807 | 9,825 | 61,986 | 60,072 | 16,216 | 25,238 | 2,977 | 5,402 | 61,339 | 94,818 |
| Managers..... | 127 | 149 | 296 | 216 | 962 | 997 | 246 | 236 | 167 | 100 | 723 | 873 |
| Tenants..... | 41,951 | 35,127 | 36,474 | 26,175 | 76,000 | 80,875 | 26,666 | 38,730 | 872 | 1,047 | 155,918 | 203,540 |
| Oklahoma. | | | | | | | | | | | | |
| White farmers, total..... | 692,971 | 684,217 | 308,985 | 237,381 | 1,980,145 | 1,802,638 | 434,071 | 489,922 | 104,069 | 69,724 | 1,202,264 | 1,688,439 |
| Owners..... | 397,080 | 379,663 | 161,701 | 111,812 | 1,252,902 | 943,247 | 243,809 | 268,661 | 78,653 | 49,943 | 724,065 | 988,818 |
| Managers..... | 6,751 | 4,777 | 3,303 | 1,951 | 73,534 | 83,379 | 3,197 | 2,068 | 2,501 | 739 | 15,859 | 18,029 |
| Tenants..... | 289,140 | 299,777 | 143,921 | 123,818 | 653,709 | 775,912 | 187,065 | 219,193 | 22,855 | 9,042 | 461,740 | 681,592 |
| Colored farmers, total..... | 45,472 | 58,742 | 27,660 | 19,685 | 93,800 | 151,022 | 22,261 | 40,874 | 1,301 | 2,748 | 101,830 | 150,591 |
| Owners..... | 20,118 | 41,858 | 14,203 | 11,384 | 67,213 | 119,684 | 13,694 | 30,440 | 1,107 | 2,709 | 65,488 | 112,496 |
| Managers..... | 573 | 117 | 171 | 22 | 1,427 | 1,473 | 149 | 32 | 3 | 3 | 1,184 | 178 |
| Tenants..... | 15,781 | 16,767 | 13,276 | 8,279 | 25,160 | 29,865 | 8,418 | 10,402 | 194 | 86 | 34,158 | 37,917 |
| Texas. | | | | | | | | | | | | |
| White farmers, total..... | 910,817 | 1,088,966 | 747,001 | 604,480 | 5,966,663 | 6,672,365 | 764,416 | 913,731 | 2,569,354 | 1,804,345 | 1,994,036 | 2,026,840 |
| Owners..... | 551,581 | 715,254 | 402,090 | 333,325 | 3,877,815 | 4,518,761 | 494,473 | 625,827 | 1,779,674 | 1,415,469 | 1,321,971 | 1,432,687 |
| Managers..... | 31,208 | 41,339 | 17,767 | 16,065 | 780,968 | 1,068,173 | 11,240 | 12,170 | 308,049 | 153,517 | 42,129 | 41,800 |
| Tenants..... | 328,028 | 332,373 | 327,174 | 250,090 | 1,307,880 | 1,085,431 | 258,697 | 275,728 | 481,331 | 235,359 | 629,930 | 552,353 |
| Colored farmers, total..... | 80,545 | 81,102 | 98,931 | 71,078 | 180,052 | 262,221 | 69,170 | 100,136 | 4,131 | 4,364 | 231,828 | 309,523 |
| Owners..... | 33,648 | 35,384 | 38,588 | 26,009 | 108,797 | 144,185 | 38,233 | 52,599 | 1,780 | 3,376 | 108,743 | 149,861 |
| Managers..... | 639 | 572 | 454 | 306 | 6,427 | 3,442 | 282 | 268 | 1,450 | 1,110 | 617 | 617 |
| Tenants..... | 46,258 | 45,146 | 59,889 | 44,763 | 79,828 | 114,594 | 30,655 | 47,269 | 901 | 988 | 123,675 | 159,045 |

TABLE 23.—NUMBER OF DOMESTIC ANIMALS ON FARMS CLASSIFIED ACCORDING TO COLOR AND TENURE, BY DIVISIONS AND STATES: 1920 AND 1910—Continued.

| DIVISION OR STATE AND COLOR AND TENURE. | HORSES. | | MULES. | | ALL CATTLE. | | DAIRY COWS. | | SHEEP. | | SWINE. | |
|---|---------|---------|--------|--------|-------------|-----------|-------------|---------|-----------|-----------|---------|---------|
| | 1920 | 1910 | 1920 | 1910 | 1920 | 1910 | 1920 | 1910 | 1920 | 1910 | 1920 | 1910 |
| MOUNTAIN. | | | | | | | | | | | | |
| Montana. | | | | | | | | | | | | |
| White farmers, total..... | 651,245 | 295,839 | 9,441 | 4,137 | 1,242,228 | 910,299 | 126,951 | 76,909 | 2,074,467 | 5,372,579 | 166,116 | 98,112 |
| Owners..... | 553,075 | 254,081 | 7,513 | 3,329 | 1,015,451 | 768,083 | 105,752 | 64,723 | 1,547,297 | 4,192,100 | 128,924 | 70,334 |
| Managers..... | 29,259 | 16,719 | 434 | 271 | 101,504 | 77,409 | 3,027 | 2,947 | 370,786 | 852,169 | 10,826 | 9,453 |
| Tenants..... | 68,911 | 25,039 | 1,494 | 537 | 125,243 | 64,807 | 18,172 | 9,230 | 156,384 | 328,310 | 26,366 | 12,325 |
| Colored farmers, total..... | 17,478 | 20,117 | 21 | 37 | 26,288 | 32,848 | 630 | 618 | 8,452 | 8,187 | 944 | 1,149 |
| Owners..... | 16,889 | 19,002 | 19 | 35 | 21,952 | 32,327 | 559 | 580 | 8,447 | 5,767 | 665 | 751 |
| Managers..... | 155 | 87 | | | 106 | 492 | 31 | 24 | 2,400 | 2,400 | 14 | 31 |
| Tenants..... | 634 | 123 | 2 | 2 | 4,230 | 29 | 40 | 8 | 5 | | 265 | 367 |
| Idaho. | | | | | | | | | | | | |
| White farmers, total..... | 299,878 | 193,428 | 7,727 | 4,030 | 711,422 | 448,327 | 114,989 | 85,626 | 2,355,855 | 3,010,474 | 238,779 | 177,976 |
| Owners..... | 285,088 | 166,258 | 5,793 | 3,191 | 591,167 | 402,876 | 95,385 | 76,509 | 1,866,067 | 2,545,588 | 191,000 | 143,182 |
| Managers..... | 8,666 | 6,643 | 584 | 338 | 34,467 | 16,227 | 1,976 | 1,510 | 292,662 | 388,758 | 7,695 | 9,125 |
| Tenants..... | 46,126 | 20,527 | 1,350 | 501 | 85,788 | 28,624 | 17,628 | 7,607 | 196,226 | 76,128 | 39,478 | 20,669 |
| Colored farmers, total..... | 3,245 | 4,344 | 8 | 6 | 3,481 | 5,480 | 347 | 673 | 415 | 4 | 1,251 | 370 |
| Owners..... | 2,440 | 4,116 | 3 | 4 | 3,383 | 5,398 | 322 | 651 | 400 | 4 | 399 | 270 |
| Managers..... | | | | | | | | | | | | |
| Tenants..... | 796 | 228 | 5 | 2 | 98 | 82 | 25 | 22 | 15 | | 852 | 100 |
| Wyoming. | | | | | | | | | | | | |
| White farmers, total..... | 196,781 | 155,231 | 3,405 | 2,086 | 871,710 | 766,005 | 34,855 | 32,656 | 1,859,415 | 5,395,146 | 72,040 | 33,889 |
| Owners..... | 160,535 | 129,203 | 2,608 | 1,662 | 693,934 | 581,872 | 28,841 | 28,472 | 1,397,984 | 3,680,837 | 55,937 | 25,045 |
| Managers..... | 14,165 | 14,448 | 276 | 211 | 105,863 | 133,754 | 1,074 | 1,435 | 327,231 | 1,565,593 | 3,986 | 4,312 |
| Tenants..... | 22,081 | 11,580 | 521 | 163 | 71,913 | 50,379 | 5,440 | 2,749 | 134,206 | 142,716 | 12,117 | 4,532 |
| Colored farmers, total..... | 1,594 | 831 | 10 | 9 | 3,723 | 1,422 | 142 | 43 | 380 | 2,015 | 193 | 58 |
| Owners..... | 1,203 | 818 | 6 | 9 | 3,317 | 1,413 | 64 | 40 | 360 | 2,015 | 145 | 47 |
| Managers..... | 5 | 5 | | | 1 | 1 | | 1 | | | | |
| Tenants..... | 361 | 8 | 4 | | 406 | 8 | 78 | 2 | | | 48 | 11 |
| Colorado. | | | | | | | | | | | | |
| White farmers, total..... | 417,820 | 292,031 | 30,895 | 14,676 | 1,753,614 | 1,126,382 | 191,713 | 144,385 | 1,809,616 | 1,423,958 | 447,837 | 178,514 |
| Owners..... | 308,940 | 225,445 | 22,552 | 10,680 | 1,304,872 | 848,811 | 143,075 | 113,008 | 1,171,155 | 1,154,078 | 320,479 | 131,672 |
| Managers..... | 13,937 | 13,402 | 1,357 | 872 | 176,567 | 142,931 | 3,793 | 4,086 | 110,852 | 134,965 | 21,902 | 8,170 |
| Tenants..... | 94,443 | 53,184 | 6,986 | 3,124 | 273,185 | 134,640 | 44,845 | 27,201 | 527,626 | 134,915 | 105,366 | 38,722 |
| Colored farmers, total..... | 3,384 | 2,004 | 230 | 63 | 3,002 | 1,355 | 521 | 349 | 3,639 | 2,256 | 2,029 | 980 |
| Owners..... | 1,327 | 1,325 | 66 | 17 | 1,541 | 729 | 317 | 220 | 1,609 | 2,252 | 880 | 274 |
| Managers..... | 81 | 17 | 3 | 5 | 469 | 66 | 8 | 34 | | | 20 | |
| Tenants..... | 1,976 | 662 | 161 | 41 | 992 | 560 | 196 | 95 | 2,030 | 4 | 1,129 | 406 |
| New Mexico. | | | | | | | | | | | | |
| White farmers, total..... | 167,636 | 154,976 | 19,766 | 14,418 | 1,288,510 | 1,068,343 | 37,681 | 50,406 | 1,445,622 | 2,995,819 | 86,843 | 44,324 |
| Owners..... | 136,326 | 134,996 | 16,359 | 12,922 | 971,493 | 722,207 | 31,262 | 46,247 | 1,259,923 | 2,678,800 | 69,906 | 36,950 |
| Managers..... | 10,220 | 11,070 | 987 | 790 | 199,247 | 301,433 | 1,061 | 1,137 | 62,073 | 160,038 | 4,536 | 3,552 |
| Tenants..... | 19,084 | 8,910 | 2,420 | 706 | 117,770 | 114,707 | 5,358 | 3,022 | 123,626 | 156,981 | 12,401 | 3,722 |
| Colored farmers, total..... | 15,050 | 24,549 | 603 | 519 | 11,525 | 13,320 | 124 | 1,045 | 194,853 | 351,165 | 1,093 | 1,085 |
| Owners..... | 13,799 | 24,060 | 510 | 490 | 11,058 | 12,894 | 98 | 1,040 | 105,946 | 349,044 | 884 | 953 |
| Managers..... | 6 | 6 | 7 | 2 | 4 | 337 | | 1 | 80 | | 2 | 127 |
| Tenants..... | 1,245 | 424 | 93 | 22 | 703 | 89 | 26 | 4 | 28,827 | 1,521 | 177 | 5 |
| Arizona. | | | | | | | | | | | | |
| White farmers, total..... | 125,848 | 59,032 | 11,601 | 3,198 | 810,674 | 783,141 | 31,513 | 25,536 | 837,575 | 752,966 | 48,581 | 17,050 |
| Owners..... | 52,965 | 49,415 | 6,026 | 2,408 | 510,939 | 592,257 | 22,589 | 19,770 | 361,331 | 642,848 | 33,542 | 13,046 |
| Managers..... | 64,351 | 3,900 | 3,557 | 449 | 215,898 | 154,542 | 1,462 | 589 | 442,010 | 23,380 | 6,923 | 1,900 |
| Tenants..... | 8,542 | 5,717 | 2,018 | 341 | 83,837 | 36,342 | 7,462 | 5,171 | 84,234 | 87,238 | 8,110 | 2,404 |
| Colored farmers, total..... | 10,319 | 40,546 | 391 | 765 | 11,244 | 41,788 | 106 | 3,326 | 44,339 | 473,767 | 1,018 | 158 |
| Owners..... | 10,011 | 40,108 | 333 | 756 | 11,135 | 40,820 | 55 | 3,284 | 44,339 | 473,736 | 961 | 83 |
| Managers..... | 10 | 230 | 7 | 2 | 20 | 337 | | 38 | | | 17 | 11 |
| Tenants..... | 289 | 208 | 51 | 7 | 89 | 131 | 47 | 4 | | 31 | 40 | 59 |
| Utah. | | | | | | | | | | | | |
| White farmers, total..... | 120,396 | 112,140 | 2,689 | 2,289 | 501,707 | 409,160 | 66,624 | 75,728 | 1,667,040 | 1,780,467 | 98,525 | 64,133 |
| Owners..... | 105,871 | 102,036 | 2,300 | 1,887 | 442,576 | 370,479 | 59,373 | 68,347 | 1,359,252 | 1,621,535 | 84,807 | 57,496 |
| Managers..... | 3,850 | 2,405 | 183 | 201 | 28,130 | 11,298 | 1,019 | 943 | 179,770 | 137,182 | 3,646 | 1,848 |
| Tenants..... | 11,175 | 7,699 | 206 | 151 | 31,001 | 27,383 | 6,232 | 5,438 | 98,018 | 21,750 | 10,012 | 4,789 |
| Colored farmers, total..... | 5,075 | 3,536 | 104 | 38 | 3,871 | 3,174 | 100 | 82 | 24,755 | 46,713 | 836 | 153 |
| Owners..... | 4,285 | 3,378 | 104 | 37 | 2,810 | 3,120 | 67 | 67 | 24,755 | 46,708 | 153 | 77 |
| Managers..... | 125 | 6 | | | 1,419 | | 6 | | | | 40 | 10 |
| Tenants..... | 665 | 152 | 1 | 1 | 142 | 45 | 47 | 15 | | 945 | 643 | 66 |
| Nevada. | | | | | | | | | | | | |
| White farmers, total..... | 48,842 | 67,098 | 2,444 | 2,773 | 354,148 | 448,272 | 13,329 | 16,600 | 880,533 | 1,154,787 | 26,378 | 23,080 |
| Owners..... | 32,974 | 43,978 | 1,613 | 1,590 | 210,389 | 255,579 | 10,150 | 11,715 | 579,373 | 558,762 | 19,496 | 15,709 |
| Managers..... | 12,063 | 18,638 | 643 | 1,044 | 116,427 | 169,108 | 996 | 2,417 | 247,703 | 570,238 | 3,883 | 3,536 |
| Tenants..... | 3,805 | 4,482 | 188 | 139 | 21,332 | 23,585 | 2,174 | 2,468 | 53,457 | 25,787 | 2,999 | 3,841 |
| Colored farmers, total..... | 1,644 | 1,355 | 6 | 13 | 2,242 | 1,409 | 20 | 484 | 47 | 8 | 267 | 80 |
| Owners..... | 1,596 | 1,324 | 4 | 11 | 2,180 | 1,405 | 15 | 484 | 27 | 8 | 135 | 72 |
| Managers..... | 6 | 5 | | 1 | | | 1 | | | | 2 | |
| Tenants..... | 42 | 26 | 2 | 1 | 60 | 4 | 4 | 20 | | | 130 | 8 |

COLOR AND TENURE OF FARMER.

TABLE 23.—NUMBER OF DOMESTIC ANIMALS ON FARMS CLASSIFIED ACCORDING TO COLOR AND TENURE, BY DIVISIONS AND STATES: 1920 AND 1910—Continued.

| DIVISION OR STATE AND COLOR AND TENURE. | HORSES. | | MULES. | | ALL CATTLE. | | DAIRY COWS. | | SHEEP. | | SWINE. | |
|---|---------|---------|--------|--------|-------------|-----------|-------------|---------|-----------|-----------|---------|---------|
| | 1920 | 1910 | 1920 | 1910 | 1920 | 1910 | 1920 | 1910 | 1920 | 1910 | 1920 | 1910 |
| PACIFIC. | | | | | | | | | | | | |
| Washington. | | | | | | | | | | | | |
| White farmers, total..... | 291,869 | 275,800 | 23,054 | 12,183 | 563,014 | 394,674 | 233,889 | 183,504 | 620,352 | 487,212 | 280,250 | 200,426 |
| Owners..... | 202,070 | 216,902 | 13,448 | 8,647 | 428,693 | 321,972 | 170,396 | 147,571 | 425,986 | 352,102 | 180,251 | 155,137 |
| Managers..... | 8,143 | 7,272 | 1,512 | 616 | 20,083 | 13,475 | 5,857 | 3,887 | 56,820 | 54,783 | 15,964 | 7,604 |
| Tenants..... | 81,656 | 51,426 | 8,094 | 2,920 | 114,238 | 59,227 | 51,636 | 32,046 | 137,546 | 60,327 | 64,035 | 37,685 |
| Colored farmers, total..... | 4,512 | 4,972 | 37 | 2 | 9,630 | 7,446 | 4,381 | 2,729 | 3,427 | 8,343 | 4,497 | 5,709 |
| Owners..... | 3,043 | 4,078 | 20 | 2 | 5,001 | 5,846 | 1,302 | 1,669 | 3,327 | 7,857 | 1,238 | 1,535 |
| Managers..... | 72 | 25 | 1 | | 357 | 33 | 17 | 12 | | 18 | 30 | 16 |
| Tenants..... | 1,397 | 860 | 16 | | 4,212 | 1,567 | 3,062 | 1,148 | 100 | 468 | 3,229 | 4,155 |
| Oregon. | | | | | | | | | | | | |
| White farmers, total..... | 268,334 | 265,054 | 14,344 | 9,876 | 845,784 | 713,081 | 179,222 | 171,909 | 2,001,878 | 2,694,130 | 265,384 | 216,154 |
| Owners..... | 205,593 | 213,083 | 9,598 | 6,928 | 643,339 | 535,444 | 133,577 | 136,894 | 1,610,726 | 2,339,195 | 194,879 | 171,052 |
| Managers..... | 9,557 | 9,230 | 764 | 787 | 74,652 | 85,236 | 3,576 | 3,833 | 103,130 | 188,659 | 8,370 | 6,750 |
| Tenants..... | 53,214 | 42,141 | 3,982 | 2,161 | 127,793 | 92,401 | 42,069 | 31,682 | 288,022 | 165,976 | 62,135 | 38,346 |
| Colored farmers, total..... | 3,225 | 6,654 | 31 | 51 | 5,324 | 12,174 | 1,240 | 841 | 500 | 5,005 | 1,394 | 1,423 |
| Owners..... | 2,721 | 6,209 | 28 | 38 | 4,880 | 11,973 | 1,114 | 530 | 354 | 4,835 | 674 | 893 |
| Managers..... | 56 | 50 | | 3 | 5 | 58 | 3 | 37 | 49 | | 8 | 85 |
| Tenants..... | 448 | 395 | 3 | 10 | 439 | 143 | 123 | 65 | 97 | 170 | 712 | 440 |
| California. | | | | | | | | | | | | |
| White farmers, total..... | 382,643 | 457,887 | 61,754 | 69,099 | 1,893,182 | 2,068,815 | 499,276 | 465,621 | 2,389,423 | 2,409,401 | 893,334 | 758,329 |
| Owners..... | 255,842 | 300,213 | 37,113 | 41,439 | 1,151,055 | 1,105,796 | 271,081 | 253,424 | 1,305,935 | 1,387,312 | 566,324 | 470,144 |
| Managers..... | 34,738 | 44,404 | 9,018 | 8,844 | 367,003 | 541,763 | 21,527 | 20,196 | 469,230 | 464,387 | 118,170 | 80,788 |
| Tenants..... | 92,063 | 104,270 | 14,723 | 18,816 | 474,504 | 421,256 | 206,668 | 183,001 | 614,249 | 557,702 | 209,340 | 205,397 |
| Colored farmers, total..... | 19,764 | 10,999 | 1,665 | 662 | 14,875 | 8,210 | 3,139 | 1,711 | 10,728 | 8,076 | 15,438 | 10,222 |
| Owners..... | 3,970 | 3,707 | 315 | 237 | 9,527 | 6,030 | 663 | 749 | 8,168 | 8,009 | 4,668 | 3,972 |
| Managers..... | 628 | 212 | 76 | 38 | 255 | 109 | 47 | 38 | 398 | | 641 | 186 |
| Tenants..... | 15,166 | 7,080 | 1,274 | 387 | 5,093 | 2,071 | 2,429 | 924 | 2,162 | 67 | 10,129 | 6,064 |

TABLE 24.—VALUE OF DOMESTIC ANIMALS ON FARMS CLASSIFIED ACCORDING TO COLOR AND TENURE, BY DIVISIONS AND STATES: 1920 AND 1910.

| DIVISION OR STATE AND COLOR AND TENURE. | HORSES. | | MULES. | | ALL CATTLE. | | SHEEP. | | SWINE. | |
|---|-----------------|-----------------|---------------|---------------|-----------------|-----------------|---------------|---------------|---------------|---------------|
| | 1920 | 1910 | 1920 | 1910 | 1920 | 1910 | 1920 | 1910 | 1920 | 1910 |
| UNITED STATES. | | | | | | | | | | |
| White farmers, total..... | \$1,713,835,959 | \$2,025,397,357 | \$641,721,305 | \$440,263,747 | \$3,578,813,528 | \$1,460,047,768 | \$393,067,820 | \$230,296,358 | \$952,320,953 | \$386,186,041 |
| Owners..... | 1,145,353,996 | 1,425,724,106 | 393,465,203 | 274,657,725 | 2,409,952,214 | 1,043,492,498 | 256,444,065 | 178,535,700 | 607,590,322 | 270,286,168 |
| Managers..... | 45,142,013 | 47,827,175 | 21,073,177 | 15,375,487 | 219,449,165 | 98,156,147 | 38,295,072 | 25,024,326 | 27,612,675 | 8,998,875 |
| Tenants..... | 523,334,250 | 551,846,016 | 227,182,925 | 150,230,535 | 889,412,149 | 318,399,123 | 65,327,783 | 26,736,242 | 317,127,956 | 106,900,998 |
| Colored farmers, total..... | 68,241,528 | 58,190,838 | 137,573,106 | 85,128,116 | 73,156,701 | 39,475,839 | 2,333,466 | 2,545,227 | 36,251,427 | 13,152,287 |
| Owners..... | 27,815,350 | 28,090,773 | 35,851,160 | 20,522,785 | 31,634,239 | 19,570,019 | 1,853,180 | 2,413,182 | 11,804,172 | 4,972,900 |
| Managers..... | 639,451 | 805,720 | 843,905 | 452,704 | 1,533,434 | 531,712 | 109,608 | 34,063 | 355,660 | 117,568 |
| Tenants..... | 39,786,727 | 29,294,345 | 100,878,032 | 64,152,627 | 39,989,028 | 19,374,108 | 370,378 | 97,982 | 24,091,589 | 8,061,790 |
| GEOGRAPHIC DIVISIONS. | | | | | | | | | | |
| NEW ENGLAND. | | | | | | | | | | |
| White farmers, total..... | 45,617,746 | 44,011,978 | 386,157 | 282,528 | 95,468,394 | 42,201,338 | 2,653,116 | 1,846,101 | 8,322,372 | 3,993,788 |
| Owners..... | 39,153,691 | 37,867,700 | 300,683 | 230,732 | 79,249,108 | 35,473,147 | 2,251,145 | 1,614,606 | 6,689,190 | 3,169,133 |
| Managers..... | 2,970,686 | 2,857,423 | 43,986 | 23,391 | 6,734,734 | 2,611,818 | 232,222 | 128,002 | 1,008,503 | 463,118 |
| Tenants..... | 3,487,369 | 3,286,853 | 41,638 | 22,405 | 9,484,652 | 4,116,373 | 169,749 | 107,834 | 679,673 | 361,487 |
| Colored farmers, total..... | 49,585 | 46,100 | 500 | 400 | 100,053 | 39,511 | 4,280 | 696 | 18,667 | 8,636 |
| Owners..... | 33,920 | 34,190 | 475 | 400 | 60,050 | 29,550 | 705 | 530 | 12,636 | 6,924 |
| Managers..... | 8,170 | 5,020 | 25 | | 22,893 | 2,872 | 3,515 | 104 | 2,381 | 162 |
| Tenants..... | 6,445 | 6,890 | | | 17,110 | 7,089 | | 62 | 3,160 | 1,550 |
| MIDDLE ATLANTIC. | | | | | | | | | | |
| White farmers, total..... | 147,837,990 | 159,714,769 | 10,229,107 | 7,682,740 | 339,457,191 | 138,440,770 | 13,028,133 | 8,923,607 | 36,285,352 | 14,615,607 |
| Owners..... | 105,361,757 | 112,547,124 | 5,461,510 | 3,872,619 | 237,060,444 | 94,934,046 | 9,563,359 | 6,601,335 | 24,582,346 | 10,022,157 |
| Managers..... | 8,559,871 | 6,505,265 | 774,894 | 533,765 | 16,900,659 | 5,025,580 | 728,403 | 291,770 | 2,085,648 | 561,854 |
| Tenants..... | 35,916,362 | 40,662,380 | 3,993,203 | 3,276,366 | 85,436,088 | 38,480,544 | 2,734,371 | 2,030,502 | 9,417,358 | 4,031,596 |
| Colored farmers, total..... | 406,463 | 396,534 | 42,020 | 13,570 | 782,159 | 244,483 | 12,147 | 11,326 | 120,535 | 41,199 |
| Owners..... | 228,194 | 248,051 | 10,565 | 4,475 | 366,190 | 139,625 | 7,556 | 4,368 | 61,304 | 21,936 |
| Managers..... | 36,547 | 23,753 | 3,625 | 4,035 | 127,787 | 23,228 | 666 | 540 | 15,507 | 5,012 |
| Tenants..... | 141,722 | 124,730 | 21,930 | 5,060 | 288,182 | 81,630 | 3,925 | 6,418 | 43,664 | 14,251 |
| EAST NORTH CENTRAL. | | | | | | | | | | |
| White farmers, total..... | 384,159,876 | 488,020,375 | 37,192,789 | 31,178,241 | 704,568,423 | 271,468,185 | 53,507,207 | 38,962,128 | 250,878,517 | 102,498,738 |
| Owners..... | 243,558,649 | 325,844,900 | 20,921,826 | 17,918,321 | 475,904,919 | 193,604,512 | 36,195,456 | 28,715,800 | 149,633,170 | 68,394,675 |
| Managers..... | 7,533,035 | 8,519,737 | 1,020,308 | 774,894 | 20,912,831 | 5,939,911 | 1,710,972 | 774,232 | 6,817,182 | 2,236,922 |
| Tenants..... | 132,768,192 | 153,656,338 | 14,902,013 | 12,239,612 | 207,750,673 | 71,923,702 | 15,600,779 | 9,471,986 | 94,428,156 | 31,867,141 |
| Colored farmers, total..... | 1,002,960 | 1,269,510 | 214,398 | 225,830 | 1,193,265 | 475,935 | 63,139 | 47,702 | 482,742 | 239,540 |
| Owners..... | 624,938 | 804,094 | 116,852 | 119,687 | 766,269 | 302,418 | 33,895 | 26,780 | 247,642 | 142,776 |
| Managers..... | 32,090 | 63,530 | 3,850 | 12,405 | 82,383 | 35,648 | 3,099 | 4,900 | 29,471 | 14,949 |
| Tenants..... | 345,932 | 401,886 | 89,196 | 93,738 | 344,613 | 137,869 | 31,145 | 16,022 | 205,629 | 81,815 |
| WEST NORTH CENTRAL. | | | | | | | | | | |
| White farmers, total..... | 567,782,860 | 749,140,954 | 104,880,553 | 89,928,857 | 1,071,064,145 | 446,977,254 | 58,598,161 | 23,262,684 | 442,716,037 | 183,101,653 |
| Owners..... | 359,016,149 | 524,869,769 | 64,773,998 | 57,866,564 | 716,420,572 | 327,744,728 | 42,765,503 | 18,509,333 | 278,343,222 | 129,942,235 |
| Managers..... | 8,022,027 | 9,076,548 | 2,392,321 | 2,892,546 | 34,611,843 | 14,766,132 | 2,160,467 | 746,613 | 8,205,730 | 3,212,409 |
| Tenants..... | 200,744,684 | 215,194,637 | 37,714,534 | 29,989,127 | 320,031,730 | 104,466,394 | 13,672,191 | 4,006,718 | 156,077,076 | 49,946,949 |
| Colored farmers, total..... | 2,985,207 | 4,371,337 | 634,830 | 615,498 | 3,414,679 | 2,677,053 | 91,118 | 85,128 | 704,177 | 354,634 |
| Owners..... | 2,356,766 | 3,729,208 | 317,256 | 317,256 | 2,756,544 | 2,296,994 | 27,543 | 19,712 | 394,623 | 220,089 |
| Managers..... | 40,845 | 56,883 | 33,261 | 33,310 | 95,001 | 152,432 | 45,452 | 632 | 36,970 | 22,059 |
| Tenants..... | 637,576 | 585,246 | 284,702 | 259,432 | 563,134 | 227,627 | 18,121 | 4,784 | 272,584 | 103,456 |
| SOUTH ATLANTIC. | | | | | | | | | | |
| White farmers, total..... | 96,925,191 | 106,221,851 | 132,760,967 | 76,092,715 | 185,342,414 | 79,747,228 | 11,775,861 | 9,003,985 | 57,853,968 | 18,731,086 |
| Owners..... | 70,484,348 | 79,437,723 | 83,835,984 | 50,061,711 | 136,592,329 | 61,866,350 | 9,718,094 | 7,396,333 | 40,375,100 | 13,882,435 |
| Managers..... | 2,996,029 | 2,816,708 | 4,424,570 | 2,892,546 | 9,894,036 | 2,706,538 | 507,138 | 282,562 | 2,751,147 | 517,842 |
| Tenants..... | 23,444,814 | 23,967,420 | 44,500,413 | 23,138,458 | 38,855,549 | 15,174,334 | 1,550,629 | 1,325,085 | 14,724,661 | 4,330,749 |
| Colored farmers, total..... | 21,077,548 | 15,137,274 | 61,836,448 | 31,706,615 | 22,577,793 | 9,792,304 | 100,776 | 81,762 | 14,875,003 | 4,103,272 |
| Owners..... | 8,900,749 | 7,170,802 | 13,903,292 | 6,225,174 | 8,070,522 | 4,070,909 | 40,643 | 33,116 | 4,719,059 | 1,527,497 |
| Managers..... | 227,041 | 140,908 | 324,237 | 4,176,801 | 329,964 | 104,945 | 23,180 | 9,950 | 132,102 | 34,096 |
| Tenants..... | 11,949,758 | 7,825,564 | 47,603,919 | 25,304,040 | 14,177,307 | 5,616,390 | 36,953 | 33,696 | 10,023,732 | 2,541,679 |
| EAST SOUTH CENTRAL. | | | | | | | | | | |
| White farmers, total..... | 91,166,770 | 101,495,757 | 140,605,866 | 93,041,311 | 153,861,878 | 63,840,048 | 13,152,687 | 9,216,799 | 53,668,408 | 21,269,568 |
| Owners..... | 65,830,046 | 76,824,056 | 98,094,392 | 65,580,474 | 119,795,653 | 48,779,535 | 11,078,172 | 7,393,250 | 38,574,729 | 16,182,451 |
| Managers..... | 1,011,449 | 2,022,386 | 3,253,957 | 2,064,076 | 4,415,230 | 1,342,889 | 310,136 | 204,522 | 1,204,893 | 326,413 |
| Tenants..... | 23,419,275 | 22,648,415 | 39,342,607 | 25,390,161 | 33,650,995 | 13,717,324 | 1,764,379 | 1,146,027 | 13,889,786 | 4,700,704 |
| Colored farmers, total..... | 18,902,067 | 16,575,542 | 30,728,800 | 32,067,227 | 21,928,576 | 11,561,231 | 136,289 | 83,030 | 11,321,742 | 4,281,432 |
| Owners..... | 5,331,117 | 5,238,751 | 9,375,070 | 6,951,901 | 6,870,293 | 3,529,975 | 85,723 | 55,735 | 2,903,866 | 1,173,728 |
| Managers..... | 80,745 | 400,248 | 206,900 | 133,255 | 237,212 | 51,122 | 9,001 | 5,637 | 77,004 | 24,720 |
| Tenants..... | 13,484,205 | 10,936,518 | 30,086,770 | 24,982,071 | 14,715,071 | 7,980,134 | 41,565 | 21,668 | 8,340,872 | 3,082,984 |
| WEST SOUTH CENTRAL. | | | | | | | | | | |
| White farmers, total..... | 162,443,069 | 166,793,491 | 194,931,452 | 124,997,028 | 436,353,709 | 191,564,154 | 34,179,816 | 7,190,922 | 60,030,355 | 28,685,107 |
| Owners..... | 97,641,300 | 104,607,992 | 108,781,582 | 67,970,367 | 282,255,018 | 122,218,622 | 23,812,812 | 5,673,798 | 39,453,947 | 19,182,680 |
| Managers..... | 3,116,363 | 3,543,774 | 6,468,283 | 4,919,593 | 50,449,190 | 25,088,209 | 3,954,102 | 598,427 | 1,510,246 | 576,662 |
| Tenants..... | 61,685,397 | 58,551,725 | 81,681,587 | 52,098,068 | 103,654,501 | 44,307,323 | 6,412,902 | 918,699 | 19,066,162 | 8,925,756 |
| Colored farmers, total..... | 15,422,869 | 16,784,709 | 34,794,538 | 20,353,330 | 18,096,634 | 11,675,346 | 94,451 | 35,338 | 8,264,921 | 3,946,870 |
| Owners..... | 7,375,443 | 7,423,510 | 12,022,602 | 6,824,806 | 9,095,214 | 6,379,133 | 46,012 | 29,569 | 3,310,066 | 1,810,251 |
| Managers..... | 110,893 | 64,837 | 191,630 | 80,188 | 474,063 | 115,318 | 19,418 | 264 | 48,791 | 12,990 |
| Tenants..... | 10,936,533 | 8,336,362 | 22,580,306 | 13,448,336 | 8,526,457 | 5,180,895 | 29,021 | 5,503 | 4,905,624 | 2,123,629 |

TABLE 24.—VALUE OF DOMESTIC ANIMALS ON FARMS CLASSIFIED ACCORDING TO COLOR AND TENURE, BY DIVISIONS AND STATES: 1920 AND 1910—Continued.

| DIVISION OR STATE AND COLOR AND TENURE. | HORSES. | | MULES. | | ALL CATTLE. | | SHEEP. | | SWINE. | |
|---|---------------|---------------|-------------|-------------|---------------|---------------|---------------|---------------|--------------|-------------|
| | 1920 | 1910 | 1920 | 1910 | 1920 | 1910 | 1920 | 1910 | 1920 | 1910 |
| GEOG. DIVISIONS—Con. | | | | | | | | | | |
| MOUNTAIN. | | | | | | | | | | |
| White farmers, total..... | \$140,750,741 | \$109,721,565 | \$9,203,596 | \$5,165,051 | \$389,672,699 | \$143,970,293 | \$148,297,982 | \$109,486,942 | \$19,363,015 | \$5,085,223 |
| Owners..... | 111,346,533 | 90,550,935 | 6,582,339 | 3,907,929 | 290,007,316 | 109,517,617 | 111,826,370 | 85,139,719 | 14,059,153 | 4,015,325 |
| Managers..... | 7,488,761 | 6,264,034 | 884,261 | 481,696 | 49,537,875 | 23,722,262 | 21,535,426 | 19,378,396 | 1,181,947 | 342,368 |
| Tenants..... | 21,915,442 | 12,906,540 | 1,736,996 | 716,426 | 43,227,478 | 10,730,404 | 14,936,186 | 4,968,827 | 3,521,915 | 727,530 |
| Colored farmers, total..... | 2,884,910 | 2,884,663 | 110,095 | 62,393 | 3,124,336 | 2,299,266 | 1,622,729 | 2,169,348 | 114,046 | 29,276 |
| Owners..... | 2,328,042 | 2,718,071 | 68,511 | 52,373 | 2,627,817 | 2,236,735 | 1,442,231 | 2,150,197 | 65,099 | 19,688 |
| Managers..... | 23,793 | 20,821 | 1,435 | 1,500 | 123,322 | 38,645 | 550 | 12,000 | 2,228 | 1,687 |
| Tenants..... | 533,075 | 145,771 | 40,149 | 8,460 | 373,697 | 23,866 | 179,948 | 7,151 | 46,719 | 7,901 |
| PACIFIC. | | | | | | | | | | |
| White farmers, total..... | 77,151,716 | 100,276,019 | 11,530,818 | 11,895,276 | 203,019,675 | 81,838,508 | 57,876,857 | 22,403,210 | 23,214,929 | 8,205,271 |
| Owners..... | 52,655,209 | 73,083,017 | 7,189,008 | 7,189,008 | 130,066,325 | 49,853,935 | 39,284,054 | 17,018,554 | 15,320,390 | 5,494,958 |
| Managers..... | 4,543,792 | 6,221,300 | 1,457,505 | 1,306,301 | 25,682,767 | 17,002,808 | 7,156,206 | 2,624,092 | 2,562,370 | 761,227 |
| Tenants..... | 10,952,715 | 20,971,702 | 3,270,034 | 3,360,967 | 47,320,583 | 15,482,665 | 11,486,597 | 2,760,564 | 5,326,169 | 1,949,086 |
| Colored farmers, total..... | 2,559,969 | 1,685,169 | 211,477 | 83,253 | 2,039,908 | 710,710 | 203,539 | 90,899 | 349,534 | 147,408 |
| Owners..... | 636,181 | 724,066 | 35,935 | 26,663 | 1,015,840 | 584,600 | 108,812 | 88,175 | 89,277 | 41,011 |
| Managers..... | 72,327 | 29,725 | 9,452 | 5,650 | 39,909 | 7,502 | 4,967 | 36 | 10,592 | 1,893 |
| Tenants..... | 1,851,461 | 931,378 | 166,060 | 50,940 | 983,457 | 118,608 | 29,760 | 2,688 | 249,665 | 104,504 |
| NEW ENGLAND. | | | | | | | | | | |
| Maine. | | | | | | | | | | |
| White farmers, total..... | 15,977,751 | 14,361,211 | 70,336 | 72,048 | 18,266,335 | 7,782,900 | 1,191,645 | 813,864 | 1,937,825 | 947,720 |
| Owners..... | 15,017,014 | 13,480,555 | 63,552 | 67,921 | 17,052,214 | 7,347,965 | 1,115,330 | 734,010 | 1,759,762 | 869,366 |
| Managers..... | 370,001 | 401,476 | 2,184 | 1,825 | 589,942 | 212,600 | 42,184 | 14,565 | 94,313 | 45,160 |
| Tenants..... | 590,136 | 479,180 | 4,600 | 2,300 | 624,179 | 222,425 | 34,131 | 15,289 | 83,750 | 30,194 |
| Colored farmers, total..... | 2,930 | 3,545 | 400 | 400 | 4,475 | 1,394 | 135 | 112 | 300 | 374 |
| Owners..... | 2,930 | 3,545 | 400 | 400 | 4,475 | 1,239 | 135 | 50 | 300 | 324 |
| Managers..... | | | | | | | | | | |
| Tenants..... | | | | | | 155 | | 62 | | 50 |
| New Hampshire. | | | | | | | | | | |
| White farmers, total..... | 5,211,718 | 5,263,984 | 34,694 | 29,681 | 11,302,187 | 5,237,825 | 310,065 | 192,322 | 889,157 | 503,488 |
| Owners..... | 4,540,362 | 4,678,022 | 29,144 | 26,431 | 9,780,158 | 4,682,555 | 263,606 | 166,906 | 732,251 | 402,705 |
| Managers..... | 298,750 | 282,787 | 1,750 | 400 | 744,047 | 239,754 | 29,668 | 16,491 | 92,305 | 70,922 |
| Tenants..... | 372,606 | 303,175 | 3,800 | 2,850 | 777,982 | 283,516 | 16,801 | 8,865 | 64,601 | 29,861 |
| Colored farmers, total..... | 7,175 | 2,405 | | | 15,026 | 2,297 | 2,425 | 24 | 1,864 | 666 |
| Owners..... | 2,225 | 455 | | | 3,566 | 852 | | 24 | 834 | 136 |
| Managers..... | 4,900 | | | | 8,056 | | 2,425 | | 1,005 | |
| Tenants..... | 50 | 1,950 | | | 3,406 | 1,445 | | 25 | | 550 |
| Vermont. | | | | | | | | | | |
| White farmers, total..... | 10,414,186 | 8,588,652 | 91,901 | 53,540 | 28,484,749 | 11,824,834 | 723,218 | 538,781 | 1,405,939 | 974,412 |
| Owners..... | 8,661,016 | 7,149,003 | 74,661 | 46,575 | 22,076,041 | 9,472,866 | 575,818 | 442,324 | 1,130,985 | 794,298 |
| Managers..... | 368,999 | 352,417 | 3,030 | 3,275 | 1,027,516 | 407,223 | 55,227 | 34,948 | 83,693 | 39,454 |
| Tenants..... | 1,384,171 | 1,087,232 | 13,610 | 3,690 | 4,481,192 | 1,944,740 | 92,173 | 61,509 | 191,261 | 140,660 |
| Colored farmers, total..... | 6,955 | 2,705 | 15 | | 18,054 | 4,058 | 465 | 210 | 1,471 | 387 |
| Owners..... | 4,920 | 2,380 | 15 | | 12,829 | 3,511 | 275 | 210 | 912 | 258 |
| Managers..... | 1,170 | | | | 1,185 | | 190 | | 158 | |
| Tenants..... | 865 | 325 | | | 4,040 | 547 | | | 401 | 109 |
| Massachusetts. | | | | | | | | | | |
| White farmers, total..... | 7,754,387 | 8,658,737 | 43,991 | 43,385 | 20,060,007 | 9,336,992 | 236,993 | 156,498 | 2,330,297 | 974,736 |
| Owners..... | 5,941,064 | 6,847,517 | 35,036 | 29,985 | 15,721,244 | 7,446,554 | 164,402 | 115,842 | 1,712,124 | 645,223 |
| Managers..... | 1,313,469 | 1,143,001 | 5,800 | 6,445 | 2,839,346 | 1,163,516 | 62,925 | 34,039 | 442,309 | 242,670 |
| Tenants..... | 499,854 | 668,219 | 3,055 | 6,955 | 1,499,417 | 726,922 | 9,066 | 6,017 | 175,864 | 86,893 |
| Colored farmers, total..... | 16,642 | 13,260 | 260 | | 33,091 | 11,084 | 30 | | 8,817 | 4,203 |
| Owners..... | 14,247 | 11,895 | 260 | | 31,576 | 9,871 | 30 | | 7,607 | 3,912 |
| Managers..... | 1,350 | 760 | | | 1,445 | 200 | | | 880 | 35 |
| Tenants..... | 1,045 | 615 | | | 70 | 1,013 | | | 330 | 256 |
| Rhode Island. | | | | | | | | | | |
| White farmers, total..... | 969,676 | 1,417,392 | 9,037 | 11,155 | 2,981,551 | 1,306,238 | 37,319 | 32,017 | 329,200 | 122,989 |
| Owners..... | 687,669 | 957,436 | 6,747 | 9,055 | 2,014,585 | 896,827 | 23,006 | 21,958 | 234,440 | 81,827 |
| Managers..... | 120,259 | 245,280 | 790 | 900 | 389,201 | 147,930 | 10,432 | 5,611 | 46,697 | 18,311 |
| Tenants..... | 161,748 | 214,676 | 1,500 | 1,200 | 577,765 | 261,481 | 3,881 | 5,048 | 48,063 | 22,851 |
| Colored farmers, total..... | 2,435 | 6,785 | | | 2,545 | 2,850 | | 20 | 1,938 | 658 |
| Owners..... | 1,535 | 6,010 | | | 1,205 | 2,002 | | 20 | 700 | 473 |
| Managers..... | 800 | | | | | | | | | |
| Tenants..... | 600 | 775 | | | 1,340 | 848 | | | 1,238 | 185 |
| Connecticut. | | | | | | | | | | |
| White farmers, total..... | 5,290,028 | 5,722,000 | 136,198 | 72,721 | 14,373,565 | 6,712,459 | 153,876 | 112,019 | 1,429,954 | 470,393 |
| Owners..... | 4,305,966 | 4,755,167 | 90,943 | 56,765 | 11,704,866 | 5,626,380 | 108,983 | 83,505 | 1,069,634 | 375,764 |
| Managers..... | 505,208 | 432,462 | 30,282 | 10,546 | 1,144,682 | 410,790 | 31,796 | 17,408 | 244,186 | 43,601 |
| Tenants..... | 478,854 | 534,371 | 14,973 | 5,410 | 1,524,017 | 675,289 | 13,097 | 11,106 | 110,134 | 51,028 |
| Colored farmers, total..... | 13,398 | 17,400 | 225 | | 26,862 | 17,828 | 1,225 | 330 | 4,277 | 2,345 |
| Owners..... | 8,063 | 9,905 | 200 | | 6,400 | 12,075 | 325 | 236 | 2,283 | 1,821 |
| Managers..... | 1,450 | 4,270 | 25 | | 12,207 | 2,672 | 900 | 104 | 838 | 127 |
| Tenants..... | 3,885 | 3,225 | | | 8,255 | 3,081 | | | 1,156 | 400 |

TABLE 24.—VALUE OF DOMESTIC ANIMALS ON FARMS CLASSIFIED ACCORDING TO COLOR AND TENURE, BY DIVISIONS AND STATES: 1920 AND 1910—Continued.

| DIVISION OR STATE AND COLOR AND TENURE. | HORSES. | | MULES. | | ALL CATTLE. | | SHEEP. | | SWINE. | |
|---|--------------|--------------|-------------|------------|---------------|--------------|-------------|-------------|--------------|-------------|
| | 1920 | 1910 | 1920 | 1910 | 1920 | 1910 | 1920 | 1910 | 1920 | 1910 |
| MIDDLE ATLANTIC. | | | | | | | | | | |
| New York. | | | | | | | | | | |
| White farmers, total | \$77,586,408 | \$79,851,625 | \$1,189,391 | \$649,662 | \$198,413,268 | \$82,933,477 | \$7,694,685 | \$4,836,107 | \$11,655,973 | \$5,893,668 |
| Owners | 56,437,544 | 57,821,253 | 855,612 | 455,341 | 142,858,964 | 57,993,829 | 5,475,782 | 3,484,754 | 8,200,818 | 4,115,494 |
| Managers | 3,191,756 | 3,243,698 | 34,639 | 59,909 | 9,161,884 | 2,974,450 | 477,170 | 191,432 | 731,807 | 265,670 |
| Tenants | 17,957,108 | 18,786,704 | 249,140 | 134,322 | 46,392,420 | 21,965,198 | 1,741,733 | 1,159,921 | 2,723,348 | 1,512,504 |
| Colored farmers, total | 176,004 | 191,677 | 6,305 | 835 | 413,460 | 128,765 | 5,108 | 3,544 | 35,740 | 11,604 |
| Owners | 124,470 | 150,114 | 2,665 | 835 | 291,812 | 97,110 | 3,576 | 1,626 | 21,058 | 8,322 |
| Managers | 14,701 | 3,780 | | | 81,140 | 5,775 | 60 | | 6,050 | 538 |
| Tenants | 36,833 | 37,783 | 3,640 | | 80,508 | 25,874 | 1,470 | 1,918 | 8,632 | 2,744 |
| New Jersey. | | | | | | | | | | |
| White farmers, total | 9,542,602 | 11,912,309 | 887,934 | 616,644 | 18,228,526 | 8,339,481 | 145,399 | 160,619 | 2,565,030 | 1,114,191 |
| Owners | 6,034,461 | 7,441,585 | 545,415 | 369,218 | 10,655,457 | 4,958,590 | 85,444 | 103,017 | 1,000,245 | 694,157 |
| Managers | 635,702 | 1,000,891 | 68,093 | 41,995 | 1,680,189 | 505,242 | 37,120 | 22,107 | 250,772 | 58,649 |
| Tenants | 2,872,439 | 3,469,833 | 274,426 | 205,431 | 5,984,950 | 2,875,649 | 22,835 | 35,496 | 714,013 | 361,385 |
| Colored farmers, total | 110,507 | 100,203 | 15,440 | 5,130 | 120,478 | 53,636 | 386 | 519 | 37,867 | 12,849 |
| Owners | 40,105 | 38,284 | 4,585 | 655 | 27,752 | 11,815 | | | 10,064 | 5,440 |
| Managers | 7,411 | 9,615 | 1,125 | 2,100 | 22,937 | 9,781 | 241 | 365 | 2,091 | 678 |
| Tenants | 63,051 | 52,304 | 9,730 | 2,375 | 60,787 | 32,040 | 145 | 154 | 18,872 | 6,731 |
| Pennsylvania. | | | | | | | | | | |
| White farmers, total | 60,708,980 | 67,950,835 | 8,151,782 | 6,416,434 | 122,817,397 | 47,187,812 | 5,188,049 | 3,926,881 | 22,064,349 | 7,897,745 |
| Owners | 42,889,752 | 47,284,286 | 4,080,483 | 3,048,080 | 83,546,043 | 31,952,227 | 4,002,133 | 3,018,564 | 14,781,283 | 5,212,506 |
| Managers | 2,712,413 | 2,280,706 | 621,662 | 431,761 | 6,212,636 | 1,645,838 | 214,113 | 78,281 | 1,303,069 | 237,585 |
| Tenants | 15,106,815 | 18,405,843 | 3,469,637 | 2,936,613 | 33,058,718 | 13,639,697 | 990,809 | 835,086 | 5,979,997 | 2,647,707 |
| Colored farmers, total | 119,892 | 104,654 | 20,275 | 7,605 | 248,221 | 82,082 | 6,655 | 7,263 | 46,928 | 16,746 |
| Owners | 63,619 | 59,653 | 9,315 | 2,085 | 86,624 | 30,694 | 3,980 | 2,742 | 24,152 | 8,174 |
| Managers | 14,485 | 10,368 | 2,400 | 1,935 | 23,710 | 7,673 | 366 | 1,175 | 6,586 | 3,796 |
| Tenants | 41,838 | 34,643 | 8,560 | 2,685 | 137,887 | 23,716 | 2,310 | 4,346 | 10,160 | 4,776 |
| EAST NORTH CENTRAL. | | | | | | | | | | |
| Ohio. | | | | | | | | | | |
| White farmers, total | 76,384,252 | 98,469,157 | 3,626,541 | 2,782,096 | 118,150,374 | 51,249,762 | 18,983,224 | 14,916,895 | 48,288,405 | 19,322,622 |
| Owners | 47,309,693 | 65,815,327 | 2,053,021 | 1,577,774 | 75,524,754 | 35,283,514 | 12,016,229 | 10,768,381 | 28,239,813 | 12,578,525 |
| Managers | 1,496,573 | 1,697,952 | 163,252 | 125,470 | 4,018,697 | 1,219,075 | 391,117 | 238,388 | 1,310,190 | 431,643 |
| Tenants | 27,577,986 | 30,955,878 | 1,410,268 | 1,058,843 | 38,607,023 | 14,767,173 | 5,975,878 | 3,910,176 | 18,738,402 | 6,312,654 |
| Colored farmers, total | 345,014 | 441,431 | 21,414 | 13,735 | 431,553 | 153,579 | 37,364 | 24,486 | 196,846 | 90,108 |
| Owners | 184,717 | 250,063 | 10,790 | 6,685 | 253,673 | 94,834 | 14,939 | 11,513 | 89,382 | 54,822 |
| Managers | 16,765 | 44,855 | 2,475 | 230 | 33,365 | 4,078 | 2,783 | 2,572 | 15,494 | 3,430 |
| Tenants | 143,532 | 146,563 | 8,149 | 6,820 | 144,515 | 53,767 | 10,642 | 10,401 | 91,070 | 31,856 |
| Indiana. | | | | | | | | | | |
| White farmers, total | 66,576,388 | 86,946,780 | 11,936,984 | 9,624,384 | 94,407,518 | 39,047,841 | 7,624,996 | 5,904,470 | 62,989,366 | 23,693,441 |
| Owners | 40,576,969 | 57,485,741 | 7,198,471 | 5,927,782 | 59,749,061 | 27,343,895 | 4,776,704 | 4,145,633 | 37,351,610 | 16,149,642 |
| Managers | 1,121,630 | 2,026,317 | 440,446 | 345,688 | 3,156,416 | 1,039,491 | 192,992 | 144,179 | 1,530,254 | 488,874 |
| Tenants | 24,877,809 | 27,434,722 | 4,298,067 | 3,350,914 | 31,602,041 | 10,664,455 | 2,655,240 | 1,614,658 | 24,107,502 | 7,054,025 |
| Colored farmers, total | 126,818 | 171,688 | 51,408 | 53,630 | 122,366 | 62,651 | 3,972 | 4,026 | 105,854 | 46,145 |
| Owners | 66,514 | 99,694 | 28,210 | 33,225 | 78,518 | 33,225 | 1,610 | 2,100 | 54,674 | 27,687 |
| Managers | 3,230 | 3,770 | 3,000 | 3,900 | 2,909 | 5,301 | 216 | 410 | 7,174 | 1,488 |
| Tenants | 57,074 | 68,224 | 26,578 | 21,515 | 40,549 | 24,125 | 2,146 | 1,516 | 44,006 | 17,070 |
| Illinois. | | | | | | | | | | |
| White farmers, total | 118,500,948 | 163,062,672 | 20,490,891 | 17,984,250 | 182,013,205 | 73,338,327 | 7,938,436 | 4,840,713 | 90,086,649 | 36,148,158 |
| Owners | 58,051,436 | 88,467,759 | 10,860,085 | 9,805,611 | 98,942,050 | 44,345,850 | 4,947,825 | 3,400,022 | 47,034,462 | 21,710,919 |
| Managers | 2,540,814 | 2,513,364 | 692,497 | 508,425 | 5,719,759 | 1,759,590 | 251,978 | 111,294 | 2,832,040 | 872,881 |
| Tenants | 57,908,698 | 72,081,549 | 8,932,309 | 7,670,214 | 77,350,786 | 27,232,878 | 2,738,633 | 1,268,497 | 40,220,147 | 13,559,358 |
| Colored farmers, total | 207,926 | 300,728 | 137,626 | 156,085 | 245,485 | 116,418 | 7,628 | 3,023 | 116,387 | 67,021 |
| Owners | 102,833 | 165,499 | 81,182 | 83,007 | 128,037 | 60,244 | 5,348 | 1,111 | 55,815 | 35,609 |
| Managers | 6,330 | 10,840 | 2,875 | 8,275 | 13,084 | 23,268 | 100 | 1,593 | 6,070 | 9,745 |
| Tenants | 98,713 | 124,389 | 53,569 | 64,803 | 104,364 | 32,066 | 2,180 | 310 | 55,502 | 23,607 |
| Michigan. | | | | | | | | | | |
| White farmers, total | 56,270,438 | 71,071,670 | 657,515 | 492,045 | 101,501,434 | 40,408,997 | 13,671,567 | 9,632,714 | 19,579,183 | 9,725,530 |
| Owners | 43,746,363 | 57,704,401 | 463,656 | 368,493 | 76,969,510 | 32,323,874 | 9,707,208 | 7,344,120 | 14,228,592 | 7,437,638 |
| Managers | 1,150,544 | 1,140,450 | 32,440 | 22,071 | 3,040,460 | 831,979 | 526,365 | 207,790 | 621,026 | 232,272 |
| Tenants | 11,373,541 | 12,226,819 | 161,419 | 101,481 | 21,491,464 | 7,253,144 | 3,377,994 | 2,080,804 | 4,829,565 | 2,055,620 |
| Colored farmers, total | 163,327 | 240,804 | 3,600 | 1,780 | 216,537 | 91,321 | 16,812 | 13,851 | 42,531 | 29,512 |
| Owners | 120,783 | 188,159 | 2,700 | 1,180 | 169,436 | 68,668 | 9,635 | 10,050 | 29,870 | 22,037 |
| Managers | 1,770 | 2,250 | | | 2,820 | 1,436 | | 325 | 629 | 119 |
| Tenants | 40,769 | 52,395 | 900 | 600 | 44,281 | 21,177 | 7,177 | 3,476 | 12,032 | 7,356 |
| Wisconsin. | | | | | | | | | | |
| White farmers, total | 66,427,840 | 68,470,698 | 480,858 | 315,466 | 208,495,892 | 67,423,258 | 5,288,984 | 3,667,336 | 29,984,914 | 13,613,987 |
| Owners | 54,174,208 | 56,371,672 | 340,593 | 238,661 | 164,718,934 | 54,327,379 | 4,087,430 | 2,996,804 | 22,778,702 | 10,517,951 |
| Managers | 1,223,474 | 1,141,654 | 40,315 | 18,645 | 4,977,599 | 1,089,767 | 348,520 | 72,681 | 623,672 | 211,352 |
| Tenants | 11,030,158 | 10,957,370 | 99,950 | 58,160 | 38,799,359 | 12,006,112 | 853,034 | 597,851 | 6,582,640 | 2,884,684 |
| Colored farmers, total | 159,875 | 114,809 | 350 | 600 | 177,324 | 51,966 | 2,363 | 2,316 | 21,124 | 6,754 |
| Owners | 150,086 | 102,679 | 350 | 600 | 136,905 | 45,447 | 2,363 | 2,006 | 17,901 | 4,661 |
| Managers | 3,945 | 1,815 | | | 30,115 | 665 | | | 1,104 | 167 |
| Tenants | 5,844 | 10,315 | | | 10,904 | 5,854 | | 310 | 2,119 | 1,926 |

TABLE 19.—VALUE OF LAND AND BUILDINGS, WITH AVERAGE PER FARM AND PER ACRE, AND PER CENT DISTRIBUTION OF THE VALUE OF ALL CLASSES OF FARM PROPERTY, BY COLOR AND TENURE, BY DIVISIONS: 1920 AND 1910—Continued.

[Figures for states (showing owners, managers, and tenants only) in Table 20.]

| DIVISION AND COLOR AND TENURE. | VALUE OF LAND AND BUILDINGS. | | | | | | PER CENT DISTRIBUTION. | | | | | | | | | | | |
|--------------------------------|------------------------------|----------------|-------------------|---------|-------------------|---------|------------------------|-------|---------------------|-------|-------------|-------|------------|-------|---------------------------|-------|------------|-------|
| | Amount. | | Average per farm. | | Average per acre. | | All farm property. | | Land and buildings. | | Land alone. | | Buildings. | | Implements and machinery. | | Livestock. | |
| | 1920 | 1910 | 1920 | 1910 | 1920 | 1910 | 1920 | 1910 | 1920 | 1910 | 1920 | 1910 | 1920 | 1910 | 1920 | 1910 | 1920 | 1910 |
| GEOG. DIVISIONS—Con. | | | | | | | | | | | | | | | | | | |
| EAST NORTH CENTRAL—Con. | | | | | | | | | | | | | | | | | | |
| Colored farmers, total..... | \$24,593,701 | \$19,478,403 | \$5,493 | \$3,407 | \$88.58 | \$57.42 | 100.0 | 100.0 | 100.0 | 100.0 | 100.0 | 100.0 | 100.0 | 100.0 | 100.0 | 100.0 | 100.0 | 100.0 |
| Owners..... | 12,454,252 | 10,537,440 | 4,038 | 2,696 | 71.95 | 49.37 | 52.1 | 55.2 | 50.6 | 54.1 | 47.7 | 51.4 | 62.2 | 67.5 | 59.5 | 67.2 | 60.8 | 62.0 |
| Owning entire farm..... | 9,569,122 | 6,992,712 | 3,712 | 2,316 | 70.78 | 46.18 | 40.3 | 37.0 | 38.9 | 35.9 | 35.7 | 33.0 | 51.5 | 50.6 | 48.9 | 49.7 | 48.0 | 42.9 |
| Hiring additional land..... | 2,885,130 | 3,544,728 | 5,702 | 3,987 | 70.20 | 57.13 | 11.8 | 18.3 | 11.7 | 18.2 | 12.0 | 18.5 | 10.7 | 16.9 | 10.7 | 17.5 | 12.8 | 19.1 |
| Managers..... | 1,478,081 | 1,091,625 | 20,818 | 14,752 | 155.90 | 95.02 | 5.9 | 5.5 | 6.0 | 5.0 | 5.9 | 5.8 | 6.5 | 4.4 | 6.8 | 3.0 | 5.1 | 5.6 |
| Tenants..... | 10,661,368 | 7,849,338 | 8,065 | 4,524 | 112.08 | 68.67 | 41.9 | 39.2 | 43.3 | 40.3 | 46.4 | 42.7 | 31.3 | 28.1 | 33.6 | 29.8 | 34.1 | 32.3 |
| Share and share-cash..... | 8,008,413 | 5,719,650 | 8,180 | 4,770 | 106.41 | 66.93 | 31.4 | 28.6 | 32.0 | 29.4 | 34.9 | 31.2 | 23.3 | 20.3 | 24.0 | 20.9 | 25.3 | 23.9 |
| Cash and unspecified..... | 2,652,955 | 2,129,682 | 7,735 | 3,973 | 133.56 | 73.81 | 10.5 | 10.6 | 10.8 | 10.9 | 11.5 | 11.6 | 8.0 | 7.8 | 9.1 | 8.9 | 8.8 | 8.4 |
| WEST NORTH CENTRAL. | | | | | | | | | | | | | | | | | | |
| White farmers, total..... | 24,412,768,920 | 11,568,497,127 | 22,396 | 10,516 | 95.56 | 50.20 | 100.0 | 100.0 | 100.0 | 100.0 | 100.0 | 100.0 | 100.0 | 100.0 | 100.0 | 100.0 | 100.0 | 100.0 |
| Owners..... | 14,508,000,491 | 7,581,431,104 | 20,541 | 10,087 | 86.71 | 46.56 | 60.1 | 60.3 | 59.4 | 65.5 | 58.3 | 64.5 | 67.1 | 72.2 | 65.1 | 71.3 | 65.2 | 71.0 |
| Owning entire farm..... | 10,144,532,141 | 5,246,559,366 | 18,814 | 9,144 | 99.88 | 48.90 | 42.1 | 46.1 | 41.6 | 45.4 | 40.2 | 43.9 | 51.0 | 54.9 | 45.9 | 50.5 | 45.7 | 50.3 |
| Hiring additional land..... | 4,363,468,350 | 2,334,871,738 | 26,114 | 13,132 | 66.37 | 42.05 | 18.1 | 20.3 | 17.9 | 20.2 | 18.1 | 20.6 | 16.1 | 17.3 | 19.2 | 20.8 | 19.5 | 20.7 |
| Managers..... | 444,064,157 | 198,070,577 | 41,532 | 23,842 | 73.33 | 39.81 | 1.8 | 1.7 | 1.8 | 1.7 | 1.8 | 1.7 | 1.9 | 1.5 | 1.2 | 1.3 | 2.4 | 2.0 |
| Tenants..... | 9,460,704,272 | 3,788,089,446 | 25,360 | 11,138 | 115.24 | 60.46 | 38.0 | 32.0 | 38.8 | 32.8 | 39.9 | 33.8 | 31.0 | 26.3 | 33.7 | 27.4 | 32.4 | 27.0 |
| Share and share-cash..... | 6,272,290,605 | 2,359,584,092 | 24,733 | 10,808 | 105.84 | 55.79 | 25.1 | 19.8 | 25.7 | 20.4 | 26.6 | 21.2 | 19.8 | 15.5 | 22.4 | 17.0 | 20.8 | 16.4 |
| Cash and unspecified..... | 3,188,407,667 | 1,429,405,354 | 26,689 | 11,557 | 139.63 | 70.17 | 12.9 | 12.1 | 13.1 | 12.4 | 13.3 | 12.6 | 11.2 | 10.8 | 11.3 | 10.4 | 11.7 | 10.6 |
| Colored farmers, total..... | 56,726,249 | 46,168,743 | 8,199 | 4,681 | 37.52 | 21.07 | 100.0 | 100.0 | 100.0 | 100.0 | 100.0 | 100.0 | 100.0 | 100.0 | 100.0 | 100.0 | 100.0 | 100.0 |
| Owners..... | 38,114,732 | 34,449,272 | 7,817 | 4,675 | 30.25 | 17.45 | 68.3 | 75.8 | 67.2 | 74.6 | 66.6 | 74.5 | 71.4 | 75.8 | 74.7 | 79.7 | 74.4 | 81.7 |
| Owning entire farm..... | 28,567,244 | 28,598,954 | 7,036 | 4,548 | 29.34 | 15.74 | 51.2 | 63.5 | 50.4 | 61.9 | 49.4 | 61.8 | 57.5 | 62.8 | 58.3 | 65.4 | 55.3 | 71.6 |
| Hiring additional land..... | 9,547,488 | 5,850,318 | 11,700 | 5,412 | 33.37 | 37.32 | 17.1 | 12.3 | 16.8 | 12.7 | 17.2 | 12.6 | 13.9 | 13.0 | 16.4 | 14.3 | 19.1 | 10.1 |
| Managers..... | 1,842,035 | 1,535,280 | 21,929 | 20,201 | 79.53 | 52.05 | 3.2 | 3.3 | 3.2 | 3.3 | 3.3 | 3.3 | 3.1 | 3.6 | 2.0 | 1.5 | 3.5 | 3.3 |
| Tenants..... | 16,769,482 | 10,184,191 | 8,560 | 4,210 | 73.25 | 54.00 | 28.4 | 20.9 | 29.6 | 22.1 | 30.1 | 22.2 | 25.5 | 20.6 | 23.3 | 18.8 | 22.1 | 15.0 |
| Share and share-cash..... | 12,583,730 | 6,676,139 | 8,843 | 4,258 | 82.27 | 54.16 | 21.0 | 13.6 | 22.2 | 14.5 | 22.0 | 14.6 | 19.1 | 12.8 | 16.1 | 11.5 | 14.4 | 9.0 |
| Cash and unspecified..... | 4,185,752 | 3,508,052 | 7,809 | 4,122 | 55.09 | 53.96 | 7.4 | 7.3 | 7.4 | 7.6 | 7.5 | 7.6 | 6.4 | 7.8 | 7.2 | 7.3 | 7.7 | 6.0 |
| SOUTH ATLANTIC. | | | | | | | | | | | | | | | | | | |
| White farmers, total..... | 4,214,016,606 | 2,118,729,408 | 5,436 | 2,802 | 52.97 | 24.61 | 100.0 | 100.0 | 100.0 | 100.0 | 100.0 | 100.0 | 100.0 | 100.0 | 100.0 | 100.0 | 100.0 | 100.0 |
| Owners..... | 2,831,898,133 | 1,487,725,662 | 5,614 | 3,029 | 50.32 | 23.43 | 67.9 | 70.8 | 67.2 | 70.2 | 65.6 | 68.6 | 72.2 | 75.1 | 73.8 | 75.3 | 70.6 | 73.5 |
| Owning entire farm..... | 2,624,592,380 | 1,350,675,114 | 5,662 | 3,065 | 50.14 | 23.28 | 62.3 | 64.2 | 62.3 | 63.7 | 60.6 | 61.9 | 67.5 | 69.2 | 68.9 | 69.0 | 65.1 | 66.4 |
| Hiring additional land..... | 207,305,753 | 137,050,548 | 5,070 | 2,711 | 52.65 | 25.13 | 5.0 | 6.5 | 4.9 | 6.5 | 5.0 | 6.6 | 4.7 | 6.0 | 4.9 | 6.3 | 5.4 | 7.1 |
| Managers..... | 261,025,722 | 119,811,609 | 29,521 | 15,810 | 61.33 | 37.22 | 5.9 | 5.3 | 6.2 | 5.7 | 6.5 | 6.0 | 5.3 | 4.7 | 4.3 | 4.4 | 4.1 | 3.1 |
| Tenants..... | 1,121,092,751 | 511,192,135 | 4,281 | 1,987 | 58.96 | 26.34 | 28.2 | 23.9 | 26.6 | 24.1 | 27.9 | 25.4 | 22.5 | 20.2 | 21.9 | 20.2 | 25.3 | 23.8 |
| Share and share-cash..... | 800,622,558 | 312,627,108 | 4,170 | 1,844 | 60.01 | 26.68 | 18.8 | 14.7 | 19.1 | 14.8 | 20.0 | 15.5 | 16.3 | 12.6 | 15.3 | 12.4 | 18.0 | 14.4 |
| Cash and unspecified..... | 314,470,193 | 198,565,027 | 4,596 | 2,264 | 54.48 | 25.84 | 7.4 | 9.2 | 7.5 | 9.4 | 7.9 | 10.0 | 6.2 | 7.0 | 6.6 | 7.0 | 7.3 | 8.6 |
| Colored farmers, total..... | 987,756,866 | 367,707,068 | 2,573 | 1,033 | 54.20 | 20.90 | 100.0 | 100.0 | 100.0 | 100.0 | 100.0 | 100.0 | 100.0 | 100.0 | 100.0 | 100.0 | 100.0 | 100.0 |
| Owners..... | 239,740,672 | 105,568,619 | 2,335 | 1,035 | 43.44 | 18.70 | 25.2 | 20.4 | 24.3 | 28.7 | 22.4 | 26.3 | 32.6 | 38.8 | 32.9 | 38.4 | 29.9 | 31.6 |
| Owning entire farm..... | 196,369,304 | 82,389,773 | 2,305 | 1,018 | 42.82 | 18.18 | 20.7 | 23.0 | 19.9 | 22.4 | 18.2 | 20.3 | 27.1 | 31.3 | 27.5 | 31.0 | 24.5 | 24.8 |
| Hiring additional land..... | 43,371,278 | 23,184,846 | 2,068 | 1,102 | 46.53 | 20.80 | 4.5 | 6.4 | 4.4 | 6.3 | 4.1 | 6.0 | 5.5 | 7.5 | 5.4 | 7.4 | 5.4 | 6.8 |
| Managers..... | 11,150,682 | 5,727,681 | 11,652 | 7,955 | 76.39 | 39.40 | 1.1 | 1.4 | 1.1 | 1.6 | 1.0 | 1.5 | 1.7 | 1.8 | 1.2 | 1.2 | 0.9 | 0.8 |
| Tenants..... | 736,865,512 | 256,410,768 | 2,030 | 1,013 | 58.66 | 21.58 | 73.7 | 69.2 | 74.6 | 69.7 | 76.6 | 72.2 | 65.8 | 59.4 | 65.9 | 60.3 | 69.3 | 67.6 |
| Share and share-cash..... | 526,977,041 | 142,672,203 | 2,061 | 1,019 | 65.61 | 24.17 | 51.9 | 37.7 | 53.4 | 38.8 | 54.9 | 40.3 | 46.5 | 32.8 | 42.0 | 26.8 | 43.9 | 33.4 |
| Cash and unspecified..... | 209,888,471 | 113,738,565 | 2,594 | 1,005 | 46.85 | 19.01 | 21.8 | 31.5 | 21.2 | 30.9 | 21.7 | 32.0 | 19.3 | 26.6 | 23.0 | 33.0 | 25.4 | 34.2 |
| EAST SOUTH CENTRAL. | | | | | | | | | | | | | | | | | | |
| White farmers, total..... | 3,017,686,597 | 1,458,730,081 | 4,054 | 2,034 | 45.18 | 21.48 | 100.0 | 100.0 | 100.0 | 100.0 | 100.0 | 100.0 | 100.0 | 100.0 | 100.0 | 100.0 | 100.0 | 100.0 |
| Owners..... | 2,181,646,950 | 1,064,815,312 | 4,533 | 2,357 | 42.50 | 20.25 | 71.1 | 73.4 | 70.6 | 73.0 | 69.5 | 71.2 | 74.9 | 78.4 | 75.9 | 77.5 | 72.8 | 74.6 |
| Owning entire farm..... | 1,925,281,721 | 934,052,103 | 4,500 | 2,379 | 41.81 | 19.09 | 64.3 | 64.3 | 63.8 | 64.0 | 62.5 | 62.0 | 68.7 | 70.3 | 69.1 | 68.3 | 65.9 | 65.0 |
| Hiring additional land..... | 206,365,229 | 130,763,209 | 4,298 | 2,214 | 51.11 | 23.09 | 6.8 | 9.1 | 6.8 | 9.0 | 7.0 | 9.2 | 6.2 | 8.1 | 6.8 | 9.2 | 6.9 | 9.7 |
| Managers..... | 90,169,108 | 45,025,301 | 29,096 | 14,806 | 62.50 | 29.48 | 2.9 | 2.9 | 3.0 | 3.1 | 3.2 | 3.3 | 2.4 | 2.5 | 2.4 | 2.9 | 2.3 | 2.0 |
| Tenants..... | 795,570,539 | 348,889,378 | 2,937 | 1,329 | 52.18 | 25.27 | 26.0 | 23.7 | 26.4 | 23.9 | 27.4 | 25.5 | 22.7 | 19.1 | 21.6 | 19.6 | 24.9 | 23.3 |
| Share and share-cash..... | 584,846,992 | 213,863,025 | 2,739 | 1,130 | 54.08 | 24.08 | 19.0 | 14.6 | 19.4 | 14.7 | 20.1 | 15.6 | 16.8 | 11.8 | 11.6 | 18.0 | 14.9 | 14.9 |
| Cash and unspecified..... | 211,023,547 | 135,026,353 | 3,701 | 1,849 | 47.55 | 25.74 | 6.9 | 9.1 | 7.0 | 9.3 | 7.3 | 9.9 | 6.0 | 7.4 | 6.4 | 8.1 | 6.8 | 8.4 |
| Colored farmers, total..... | 646,006,766 | 279,667,758 | 2,103 | 880 | 53.33 | 20.57 | 100.0 | 100.0 | 100.0 | 100.0 | 100.0 | 100.0 | 100.0 | 100.0 | 100.0 | 100.0 | 100.0 | 100.0 |
| Owners..... | 127,444,707 | 70,937,214 | 2,295 | 1,208 | 32.40 | 15.63 | 20.9 | 25.8 | 19.7 | 25.4 | 18.5 | 24.1 | 26.2 | 30.7 | 29.4 | 33.7 | 26.7 | 26.4 |
| Owning entire farm..... | 107,953,261 | 55,006,941 | 2,357 | 1,188 | 31.51 | 14.84 | 17.7 | 20.1 | 16.7 | 19.7 | 15.6 | 18.5 | 22.6 | 24.8 | 25.4 | 27.0 | 22.6 | 20.6 |
| Hiring additional land..... | 19,491,446 | 15,930,273 | 2,002 | 1,283 | 38.39 | 19.11 | 3.2 | 5.7 | 3.0 | 5.7 | 2.9 | 5.6 | 3.6 | 5.9 | 4.0 | 6.7 | 4.1 | 5.8 |
| Managers..... | 4,653,261 | 2,572,270 | 11,433 | 10,330 | 54.16 | 33.69 | 0.7 | 0.9 | 0.7 | 0.9 | 0.7 | 0.9 | 0.8 | 1.1 | 0.9 | 0.7 | 0.7 | 0.9 |
| Tenants..... | 513,908,798 | 206,168,274 | 2,045 | 774 | 63.40 | 22.66 | 78.3 | 73.3 | 79.6 | 73.7 | 80.8 | 75.0 | 72.9 | 68.2 | 69.7 | 65.6 | 72.5 | 72.7 |
| | | | | | | | | | | | | | | | | | | |

TABLE 19.—VALUE OF LAND AND BUILDINGS, WITH AVERAGE PER FARM AND PER ACRE, AND PER CENT DISTRIBUTION OF THE VALUE OF ALL CLASSES OF FARM PROPERTY, BY COLOR AND TENURE, BY DIVISIONS: 1920 AND 1910—Continued.

[Figures for states (showing owners, managers, and tenants only) in Table 20.]

| DIVISION AND COLOR AND TENURE. | VALUE OF LAND AND BUILDINGS. | | | | | | PER CENT DISTRIBUTION. | | | | | | | | | | | |
|------------------------------------|------------------------------|-----------------|-------------------|---------|-------------------|---------|------------------------|-------|---------------------|-------|-------------|-------|------------|-------|---------------------------|-------|-------------|-------|
| | Amount. | | Average per farm. | | Average per acre. | | All farm property. | | Land and buildings. | | Land alone. | | Buildings. | | Implements and machinery. | | Live stock. | |
| | 1920 | 1910 | 1920 | 1910 | 1920 | 1910 | 1920 | 1910 | 1920 | 1910 | 1920 | 1910 | 1920 | 1910 | 1920 | 1910 | 1920 | 1910 |
| GEOG. DIVISIONS—Con. | | | | | | | | | | | | | | | | | | |
| WEST SOUTH CENTRAL. | | | | | | | | | | | | | | | | | | |
| White farmers, total..... | \$5,697,100,087 | \$2,875,839,374 | \$7,455 | \$3,917 | \$35.07 | \$18.22 | 100.0 | 100.0 | 100.0 | 100.0 | 100.0 | 100.0 | 100.0 | 100.0 | 100.0 | 100.0 | 100.0 | 100.0 |
| Owners..... | 3,184,604,019 | 1,671,394,113 | 7,804 | 4,362 | 31.80 | 16.91 | 57.1 | 58.8 | 55.9 | 58.1 | 54.5 | 56.7 | 64.4 | 67.5 | 64.1 | 62.1 | 62.1 | 61.8 |
| Owning entire farm..... | 2,468,277,675 | 1,333,882,291 | 7,230 | 4,158 | 34.61 | 17.46 | 44.2 | 46.9 | 43.3 | 46.4 | 41.6 | 44.7 | 54.2 | 57.3 | 51.0 | 51.0 | 47.2 | 48.7 |
| Hiring additional land..... | 716,326,344 | 337,511,822 | 11,275 | 5,414 | 24.83 | 15.02 | 12.9 | 11.9 | 12.6 | 11.7 | 13.0 | 12.0 | 10.2 | 10.2 | 13.1 | 11.0 | 14.9 | 13.1 |
| Managers..... | 206,667,757 | 203,111,147 | 64,395 | 45,490 | 18.12 | 10.38 | 5.4 | 7.0 | 5.2 | 7.1 | 5.6 | 7.6 | 2.8 | 3.4 | 3.7 | 6.9 | 7.1 | 6.5 |
| Tenants..... | 2,215,828,311 | 1,001,334,114 | 6,247 | 2,890 | 48.24 | 25.42 | 37.5 | 34.2 | 38.9 | 34.8 | 39.9 | 35.7 | 32.8 | 29.1 | 32.3 | 31.0 | 30.8 | 31.6 |
| Share and share-cash..... | 1,886,708,444 | 758,544,453 | 6,107 | 2,728 | 56.72 | 29.12 | 31.5 | 25.0 | 33.1 | 26.4 | 34.0 | 27.0 | 27.9 | 22.2 | 27.6 | 23.5 | 23.0 | 21.8 |
| Cash and unspecified..... | 329,119,867 | 242,789,661 | 7,193 | 3,545 | 25.96 | 18.20 | 6.0 | 8.6 | 5.8 | 8.4 | 5.9 | 8.7 | 4.9 | 6.0 | 4.7 | 7.5 | 7.8 | 9.9 |
| Colored farmers, total..... | 594,087,985 | 252,757,508 | 2,562 | 1,209 | 54.11 | 22.29 | 100.0 | 100.0 | 100.0 | 100.0 | 100.0 | 100.0 | 100.0 | 100.0 | 100.0 | 100.0 | 100.0 | 100.0 |
| Owners..... | 184,545,638 | 96,486,405 | 3,108 | 1,670 | 39.90 | 17.53 | 32.5 | 39.3 | 31.1 | 38.2 | 29.9 | 37.2 | 37.7 | 43.8 | 43.3 | 47.3 | 39.9 | 43.4 |
| Owning entire farm..... | 152,902,352 | 78,953,970 | 3,074 | 1,643 | 38.82 | 17.13 | 27.1 | 32.2 | 25.7 | 31.2 | 24.5 | 30.2 | 32.4 | 36.9 | 36.7 | 39.2 | 33.7 | 35.4 |
| Hiring additional land..... | 31,643,286 | 17,532,435 | 3,278 | 1,805 | 46.09 | 19.57 | 5.5 | 7.1 | 5.3 | 6.9 | 5.3 | 7.0 | 5.4 | 6.8 | 6.7 | 8.1 | 6.2 | 8.0 |
| Managers..... | 5,720,955 | 2,071,995 | 14,113 | 8,970 | 42.15 | 16.18 | 1.0 | 0.8 | 1.0 | 0.8 | 1.0 | 0.9 | 0.6 | 0.6 | 0.8 | 0.7 | 1.0 | 0.5 |
| Tenants..... | 403,812,347 | 154,199,105 | 2,347 | 1,021 | 64.93 | 27.03 | 60.5 | 59.9 | 68.0 | 61.0 | 69.1 | 62.0 | 61.0 | 55.7 | 55.9 | 51.9 | 50.1 | 56.1 |
| Share and share-cash..... | 352,517,904 | 112,025,384 | 2,349 | 989 | 65.88 | 26.94 | 57.4 | 42.7 | 59.3 | 44.3 | 60.4 | 45.2 | 53.4 | 30.5 | 45.0 | 33.1 | 47.3 | 36.4 |
| Cash and unspecified..... | 51,294,443 | 42,173,721 | 2,330 | 1,117 | 59.11 | 27.28 | 9.1 | 17.3 | 8.6 | 16.7 | 8.7 | 16.8 | 8.2 | 16.1 | 9.9 | 13.9 | 11.8 | 19.7 |
| MOUNTAIN. | | | | | | | | | | | | | | | | | | |
| White farmers, total..... | 3,130,443,403 | 1,302,812,786 | 13,117 | 7,427 | 26.91 | 22.18 | 100.0 | 100.0 | 100.0 | 100.0 | 100.0 | 100.0 | 100.0 | 100.0 | 100.0 | 100.0 | 100.0 | 100.0 |
| Owners..... | 2,332,192,306 | 958,442,520 | 11,770 | 6,257 | 25.90 | 23.08 | 75.1 | 74.9 | 74.5 | 73.6 | 73.9 | 72.8 | 79.5 | 80.1 | 80.3 | 81.8 | 76.6 | 78.4 |
| Owning entire farm..... | 1,607,377,404 | 775,492,198 | 9,993 | 5,645 | 31.21 | 24.50 | 52.2 | 60.9 | 51.3 | 59.5 | 50.2 | 58.4 | 60.4 | 68.9 | 58.5 | 69.0 | 54.2 | 64.3 |
| Hiring additional land..... | 724,814,902 | 182,950,322 | 19,433 | 11,593 | 18.80 | 18.52 | 23.0 | 14.0 | 23.2 | 14.0 | 23.7 | 14.4 | 19.1 | 11.2 | 21.8 | 12.8 | 22.4 | 14.0 |
| Managers..... | 232,410,007 | 132,587,229 | 56,838 | 45,878 | 17.96 | 12.07 | 8.0 | 10.7 | 7.4 | 10.2 | 7.6 | 10.4 | 5.7 | 7.0 | 4.4 | 6.3 | 11.3 | 13.2 |
| Tenants..... | 565,841,030 | 211,783,037 | 15,537 | 10,940 | 42.36 | 34.00 | 16.9 | 14.4 | 18.1 | 16.3 | 18.5 | 16.7 | 14.8 | 12.9 | 15.3 | 11.9 | 12.1 | 8.4 |
| Share and share-cash..... | 400,325,568 | 128,638,366 | 16,474 | 11,834 | 55.35 | 50.59 | 11.7 | 8.4 | 12.8 | 9.9 | 15.1 | 10.2 | 10.2 | 7.5 | 11.1 | 7.2 | 7.0 | 3.7 |
| Cash and unspecified..... | 165,515,462 | 83,244,671 | 13,658 | 9,797 | 27.02 | 22.57 | 5.2 | 6.0 | 5.3 | 6.4 | 5.4 | 6.5 | 4.5 | 5.3 | 4.2 | 4.7 | 5.2 | 4.7 |
| Colored farmers, total..... | 32,744,380 | 16,584,087 | 6,011 | 2,066 | 32.83 | 21.14 | 100.0 | 100.0 | 100.0 | 100.0 | 100.0 | 100.0 | 100.0 | 100.0 | 100.0 | 100.0 | 100.0 | 100.0 |
| Owners..... | 18,806,800 | 13,090,006 | 4,325 | 1,784 | 22.24 | 18.65 | 62.8 | 67.6 | 57.6 | 62.5 | 56.9 | 62.4 | 64.3 | 84.5 | 64.2 | 85.8 | 83.3 | 96.5 |
| Owning entire farm..... | 16,353,015 | 13,390,022 | 3,837 | 1,752 | 25.33 | 18.41 | 54.3 | 65.6 | 49.0 | 60.7 | 49.1 | 60.7 | 58.7 | 81.8 | 58.5 | 84.5 | 70.9 | 96.0 |
| Hiring additional land..... | 2,453,785 | 399,984 | 20,605 | 8,223 | 11.68 | 45.19 | 8.5 | 1.4 | 7.7 | 1.8 | 7.9 | 1.8 | 5.7 | 2.8 | 6.0 | 1.4 | 12.4 | 0.5 |
| Managers..... | 697,975 | 400,500 | 25,851 | 20,932 | 20.76 | 28.81 | 2.1 | 2.2 | 2.1 | 2.8 | 1.8 | 2.8 | 5.9 | 2.8 | 1.6 | 2.5 | 1.9 | 1.0 |
| Tenants..... | 13,179,605 | 2,433,581 | 12,457 | 7,352 | 114.09 | 70.20 | 35.2 | 10.8 | 40.2 | 14.7 | 41.3 | 14.8 | 20.8 | 12.6 | 34.2 | 11.7 | 14.8 | 2.6 |
| Share and share-cash..... | 3,800,911 | 891,435 | 8,391 | 8,740 | 112.20 | 68.96 | 10.5 | 3.9 | 11.0 | 5.4 | 11.9 | 5.4 | 8.2 | 4.3 | 11.3 | 3.8 | 5.8 | 0.8 |
| Cash and unspecified..... | 9,378,694 | 1,542,146 | 15,502 | 6,734 | 114.87 | 70.94 | 24.7 | 6.9 | 28.6 | 9.3 | 29.4 | 9.4 | 21.5 | 8.3 | 23.0 | 7.0 | 9.0 | 1.7 |
| PACIFIC. | | | | | | | | | | | | | | | | | | |
| White farmers, total..... | 4,490,654,429 | 2,431,289,698 | 19,884 | 13,138 | 81.01 | 47.91 | 100.0 | 100.0 | 100.0 | 100.0 | 100.0 | 100.0 | 100.0 | 100.0 | 100.0 | 100.0 | 100.0 | 100.0 |
| Owners..... | 2,974,712,424 | 1,637,341,427 | 16,709 | 10,929 | 82.20 | 49.77 | 66.5 | 67.6 | 66.2 | 67.3 | 63.0 | 66.2 | 76.2 | 78.4 | 72.6 | 73.4 | 66.5 | 63.1 |
| Owning entire farm..... | 2,178,826,350 | 1,201,834,278 | 14,321 | 9,303 | 98.62 | 55.19 | 48.8 | 49.6 | 48.5 | 49.4 | 46.8 | 47.8 | 62.4 | 65.3 | 54.1 | 55.2 | 48.4 | 50.0 |
| Hiring additional land..... | 795,886,074 | 435,507,149 | 30,752 | 21,106 | 56.47 | 39.17 | 17.8 | 17.9 | 17.7 | 17.9 | 18.2 | 18.4 | 13.8 | 13.1 | 18.5 | 18.3 | 18.1 | 13.1 |
| Managers..... | 515,800,005 | 286,001,082 | 75,122 | 55,599 | 75.45 | 36.25 | 11.2 | 11.7 | 11.5 | 11.8 | 11.9 | 12.2 | 8.0 | 7.3 | 6.9 | 8.4 | 10.6 | 12.2 |
| Tenants..... | 1,000,082,000 | 507,947,187 | 24,424 | 16,875 | 80.61 | 50.98 | 22.2 | 20.7 | 22.3 | 20.9 | 23.1 | 21.6 | 15.8 | 14.3 | 20.5 | 18.1 | 23.0 | 19.7 |
| Share and share-cash..... | 604,869,780 | 264,073,651 | 31,177 | 20,026 | 88.92 | 53.34 | 13.1 | 10.7 | 13.5 | 10.9 | 14.1 | 11.3 | 8.3 | 6.5 | 12.9 | 10.0 | 9.4 | 8.8 |
| Cash and unspecified..... | 395,212,220 | 243,873,536 | 18,344 | 14,401 | 70.53 | 48.64 | 9.1 | 10.1 | 8.8 | 10.0 | 9.0 | 10.3 | 7.6 | 7.9 | 7.6 | 8.1 | 13.6 | 10.9 |
| Colored farmers, total..... | 178,762,305 | 46,856,558 | 21,473 | 9,701 | 247.51 | 80.90 | 100.0 | 100.0 | 100.0 | 100.0 | 100.0 | 100.0 | 100.0 | 100.0 | 100.0 | 100.0 | 100.0 | 100.0 |
| Owners..... | 23,737,338 | 11,516,915 | 11,207 | 5,440 | 83.09 | 30.20 | 14.1 | 26.4 | 13.3 | 24.6 | 12.7 | 24.2 | 23.7 | 31.0 | 16.4 | 35.3 | 36.0 | 63.6 |
| Owning entire farm..... | 19,271,896 | 10,273,775 | 10,311 | 5,063 | 74.81 | 29.34 | 11.5 | 23.6 | 10.8 | 21.9 | 10.2 | 21.6 | 20.9 | 27.9 | 13.8 | 30.3 | 32.0 | 50.0 |
| Hiring additional land..... | 4,465,442 | 1,243,140 | 17,936 | 14,127 | 159.02 | 39.74 | 2.5 | 2.8 | 2.5 | 2.7 | 2.5 | 2.6 | 2.9 | 3.1 | 2.6 | 5.0 | 4.0 | 3.6 |
| Managers..... | 8,339,935 | 1,683,500 | 50,241 | 20,784 | 300.41 | 168.50 | 4.6 | 3.5 | 4.7 | 3.6 | 4.7 | 3.4 | 4.8 | 7.5 | 5.2 | 3.1 | 2.5 | 1.7 |
| Tenants..... | 146,685,032 | 33,656,143 | 24,282 | 12,787 | 358.82 | 179.19 | 81.3 | 70.1 | 82.1 | 71.8 | 82.0 | 72.5 | 71.5 | 61.4 | 78.4 | 61.5 | 61.4 | 44.7 |
| Share and share-cash..... | 61,089,284 | 10,861,995 | 39,210 | 19,448 | 347.34 | 136.96 | 33.4 | 22.5 | 34.2 | 23.2 | 34.3 | 23.3 | 31.4 | 21.5 | 28.9 | 20.4 | 15.4 | 11.8 |
| Cash and unspecified..... | 85,595,748 | 22,804,148 | 19,093 | 10,905 | 367.50 | 209.99 | 47.9 | 47.6 | 47.9 | 48.7 | 47.9 | 48.7 | 49.2 | 40.0 | 49.5 | 41.1 | 46.0 | 33.0 |

COLOR AND TENURE OF FARMER.

TABLE 20.—VALUE OF LAND AND BUILDINGS, WITH AVERAGE PER FARM AND PER ACRE, AND PER CENT DISTRIBUTION OF THE VALUE OF ALL CLASSES OF FARM PROPERTY, BY COLOR AND TENURE, BY STATES: 1920 AND 1910.

[Figures for geographic divisions in Table 19.]

| STATE AND COLOR AND TENURE. | VALUE OF LAND AND BUILDINGS. | | | | | | PER CENT DISTRIBUTION. | | | | | | | | | | | |
|-----------------------------|------------------------------|------------------|-------------------|---------|-------------------|----------|------------------------|-------|---------------------|-------|-------------|-------|------------|-------|---------------------------|-------|-------------|-------|
| | Amount. | | Average per farm. | | Average per acre. | | All farm property. | | Land and buildings. | | Land alone. | | Buildings. | | Implements and machinery. | | Live stock. | |
| | 1920 | 1910 | 1920 | 1910 | 1920 | 1910 | 1920 | 1910 | 1920 | 1910 | 1920 | 1910 | 1920 | 1910 | 1920 | 1910 | 1920 | 1910 |
| UNITED STATES. | | | | | | | | | | | | | | | | | | |
| White farmers, total..... | \$63,786,058,855 | \$33,764,392,187 | \$11,601 | \$6,206 | \$70.02 | \$40.57 | 100.0 | 100.0 | 100.0 | 100.0 | 100.0 | 100.0 | 100.0 | 100.0 | 100.0 | 100.0 | 100.0 | 100.0 |
| Owners..... | 39,215,462,823 | 22,020,188,824 | 10,622 | 5,939 | 63.24 | 38.00 | 62.5 | 66.0 | 61.5 | 65.2 | 59.7 | 63.5 | 69.9 | 73.0 | 69.1 | 72.1 | 67.5 | 70.4 |
| Managers..... | 2,629,284,676 | 1,440,643,081 | 89,703 | 25,471 | 49.00 | 27.03 | 4.1 | 4.2 | 4.1 | 4.3 | 4.1 | 4.4 | 4.1 | 3.8 | 2.9 | 3.5 | 4.7 | 4.2 |
| Tenants..... | 21,941,311,356 | 10,303,560,282 | 12,007 | 6,146 | 92.50 | 51.68 | 33.4 | 29.7 | 34.4 | 30.5 | 36.2 | 32.2 | 26.0 | 23.1 | 28.0 | 24.5 | 27.8 | 25.4 |
| Colored farmers, total..... | 2,529,943,747 | 1,036,733,610 | 2,663 | 1,126 | 56.29 | 22.23 | 100.0 | 100.0 | 100.0 | 100.0 | 100.0 | 100.0 | 100.0 | 100.0 | 100.0 | 100.0 | 100.0 | 100.0 |
| Owners..... | 948,760,084 | 346,745,454 | 2,782 | 1,437 | 38.84 | 18.18 | 27.0 | 34.5 | 25.6 | 33.4 | 24.2 | 32.2 | 33.2 | 39.3 | 35.4 | 42.0 | 34.4 | 38.3 |
| Managers..... | 65,931,789 | 16,315,911 | 16,142 | 10,667 | 75.64 | 38.31 | 1.4 | 1.5 | 1.4 | 1.6 | 1.4 | 1.5 | 1.6 | 1.8 | 1.5 | 1.2 | 1.1 | 1.0 |
| Tenants..... | 1,845,251,874 | 673,672,145 | 2,583 | 993 | 66.46 | 24.83 | 71.6 | 64.1 | 72.9 | 65.0 | 74.4 | 66.2 | 65.2 | 59.0 | 63.1 | 56.8 | 64.6 | 60.8 |
| NEW ENGLAND. | | | | | | | | | | | | | | | | | | |
| Maine. | | | | | | | | | | | | | | | | | | |
| White farmers, total..... | 204,054,571 | 159,576,776 | 4,232 | 2,660 | 37.61 | 25.85 | 100.0 | 100.0 | 100.0 | 100.0 | 100.0 | 100.0 | 100.0 | 100.0 | 100.0 | 100.0 | 100.0 | 100.0 |
| Owners..... | 187,450,675 | 147,676,269 | 4,127 | 2,617 | 36.95 | 24.97 | 92.3 | 92.9 | 91.9 | 92.5 | 91.7 | 92.3 | 92.1 | 92.8 | 94.3 | 94.6 | 93.5 | 94.0 |
| Managers..... | 8,704,123 | 5,374,670 | 11,350 | 5,985 | 60.11 | 34.20 | 3.0 | 3.2 | 4.3 | 3.4 | 4.1 | 3.2 | 4.6 | 3.6 | 2.7 | 2.4 | 2.9 | 2.8 |
| Tenants..... | 7,839,773 | 6,525,837 | 3,912 | 2,649 | 38.00 | 29.14 | 3.7 | 3.9 | 3.8 | 4.1 | 4.2 | 4.6 | 3.4 | 3.5 | 3.0 | 2.9 | 3.6 | 3.2 |
| Colored farmers, total..... | 54,400 | 42,850 | 4,185 | 1,478 | 57.08 | 28.76 | 100.0 | 100.0 | 100.0 | 100.0 | 100.0 | 100.0 | 100.0 | 100.0 | 100.0 | 100.0 | 100.0 | 100.0 |
| Owners..... | 54,400 | 37,500 | 4,185 | 1,500 | 57.08 | 29.09 | 100.0 | 88.6 | 100.0 | 87.5 | 100.0 | 87.7 | 100.0 | 87.3 | 100.0 | 89.3 | 100.0 | 95.2 |
| Managers..... | | 900 | | 900 | | 24.32 | | 1.7 | | 2.1 | | 1.5 | | 2.6 | | 0.5 | | |
| Tenants..... | | 4,450 | | 1,483 | | 27.13 | | 9.7 | | 10.4 | | 10.7 | | 10.1 | | 10.2 | | 4.8 |
| New Hampshire. | | | | | | | | | | | | | | | | | | |
| White farmers, total..... | 82,066,470 | 85,853,261 | 4,387 | 3,175 | 34.57 | 24.43 | 100.0 | 100.0 | 100.0 | 100.0 | 100.0 | 100.0 | 100.0 | 100.0 | 100.0 | 100.0 | 100.0 | 100.0 |
| Owners..... | 75,500,477 | 74,439,558 | 4,061 | 3,041 | 32.89 | 26.00 | 84.7 | 87.1 | 83.9 | 86.7 | 84.2 | 86.5 | 83.0 | 86.9 | 88.2 | 89.9 | 86.9 | 88.8 |
| Managers..... | 9,341,273 | 6,767,633 | 17,140 | 9,938 | 60.64 | 32.24 | 9.4 | 7.5 | 10.4 | 7.9 | 10.0 | 8.0 | 10.8 | 7.7 | 6.7 | 5.6 | 6.4 | 5.6 |
| Tenants..... | 5,124,720 | 4,656,070 | 3,735 | 2,481 | 33.49 | 26.48 | 5.8 | 5.4 | 5.7 | 5.4 | 5.8 | 5.4 | 5.6 | 5.4 | 5.1 | 4.5 | 6.9 | 5.6 |
| Colored farmers, total..... | 22,400 | 62,800 | 2,100 | 4,187 | 19.92 | 67.67 | 100.0 | 100.0 | 100.0 | 100.0 | 100.0 | 100.0 | 100.0 | 100.0 | 100.0 | 100.0 | 100.0 | 100.0 |
| Owners..... | 18,200 | 12,000 | 1,517 | 1,000 | 16.24 | 21.30 | 46.5 | 19.3 | 61.9 | 19.1 | 67.1 | 20.6 | 58.8 | 17.6 | 31.3 | 30.6 | 25.4 | 21.0 |
| Managers..... | 10,000 | 10,000 | 10,000 | 10,000 | 30.77 | 5,000.00 | 45.5 | 16.3 | 34.0 | 15.9 | 27.4 | 15.7 | 37.9 | 16.1 | 18.7 | 0.8 | 60.6 | 26.4 |
| Tenants..... | 1,200 | 40,800 | 1,200 | 20,400 | 40.00 | 111.78 | 8.0 | 63.9 | 4.1 | 65.0 | 5.5 | 63.6 | 3.3 | 68.3 | | 68.0 | 13.0 | 62.6 |
| Vermont. | | | | | | | | | | | | | | | | | | |
| White farmers, total..... | 159,000,434 | 112,545,925 | 5,474 | 3,443 | 37.58 | 24.14 | 100.0 | 100.0 | 100.0 | 100.0 | 100.0 | 100.0 | 100.0 | 100.0 | 100.0 | 100.0 | 100.0 | 100.0 |
| Owners..... | 126,599,752 | 88,530,837 | 5,044 | 3,156 | 35.99 | 23.21 | 80.5 | 79.5 | 79.6 | 78.7 | 79.2 | 77.2 | 80.1 | 80.3 | 85.2 | 84.6 | 81.4 | 81.6 |
| Managers..... | 9,603,078 | 7,924,389 | 16,997 | 12,479 | 64.11 | 37.94 | 5.4 | 6.3 | 6.9 | 7.0 | 5.8 | 7.3 | 6.3 | 6.7 | 3.5 | 3.8 | 3.7 | 3.8 |
| Tenants..... | 22,797,604 | 16,090,673 | 6,741 | 4,017 | 40.44 | 25.22 | 14.2 | 14.2 | 14.3 | 14.3 | 15.0 | 15.5 | 13.6 | 13.0 | 11.3 | 11.0 | 14.9 | 14.6 |
| Colored farmers, total..... | 116,725 | 42,350 | 4,169 | 2,118 | 26.23 | 67.67 | 100.0 | 100.0 | 100.0 | 100.0 | 100.0 | 100.0 | 100.0 | 100.0 | 100.0 | 100.0 | 100.0 | 100.0 |
| Owners..... | 87,125 | 35,150 | 4,149 | 2,068 | 28.33 | 20.75 | 74.7 | 84.0 | 74.6 | 83.0 | 74.1 | 79.1 | 75.7 | 80.5 | 81.3 | 89.9 | 70.6 | 86.9 |
| Managers..... | 8,900 | 1,700 | 2,967 | 1,700 | 21.50 | 17.35 | 7.5 | 3.2 | 7.6 | 4.0 | 6.9 | 6.0 | 8.8 | 2.2 | 2.3 | | 10.0 | |
| Tenants..... | 20,700 | 5,500 | 6,175 | 2,750 | 21.54 | 44.00 | 17.9 | 12.9 | 17.7 | 13.0 | 19.0 | 14.9 | 15.5 | 11.2 | 16.3 | 10.1 | 19.4 | 13.1 |
| Massachusetts. | | | | | | | | | | | | | | | | | | |
| White farmers, total..... | 247,214,036 | 193,867,012 | 7,755 | 5,269 | 99.33 | 67.52 | 100.0 | 100.0 | 100.0 | 100.0 | 100.0 | 100.0 | 100.0 | 100.0 | 100.0 | 100.0 | 100.0 | 100.0 |
| Owners..... | 181,827,752 | 143,998,535 | 6,408 | 4,506 | 90.10 | 61.56 | 74.6 | 75.1 | 73.6 | 74.3 | 70.9 | 70.7 | 76.4 | 78.5 | 81.7 | 80.8 | 78.1 | 79.2 |
| Managers..... | 50,006,024 | 30,709,690 | 31,423 | 19,747 | 163.22 | 111.02 | 19.5 | 18.1 | 20.6 | 18.9 | 22.5 | 21.7 | 18.6 | 15.6 | 13.5 | 13.9 | 14.7 | 13.1 |
| Tenants..... | 14,480,827 | 13,158,787 | 6,351 | 4,434 | 91.15 | 65.31 | 5.9 | 6.8 | 5.9 | 6.8 | 6.6 | 7.6 | 5.1 | 5.9 | 4.8 | 5.9 | 7.2 | 7.7 |
| Colored farmers, total..... | 373,795 | 301,753 | 3,089 | 2,433 | 66.87 | 66.12 | 100.0 | 100.0 | 100.0 | 100.0 | 100.0 | 100.0 | 100.0 | 100.0 | 100.0 | 100.0 | 100.0 | 100.0 |
| Owners..... | 271,315 | 242,863 | 2,536 | 2,228 | 71.82 | 63.06 | 75.4 | 81.5 | 72.6 | 80.5 | 68.1 | 70.2 | 76.8 | 81.9 | 75.6 | 87.5 | 90.7 | 88.9 |
| Managers..... | 62,000 | 36,800 | 11,714 | 9,075 | 67.71 | 134.44 | 19.5 | 10.8 | 21.9 | 12.0 | 25.7 | 12.4 | 18.4 | 11.6 | 13.8 | 4.6 | 3.4 | |
| Tenants..... | 20,450 | 22,500 | 2,921 | 2,054 | 34.03 | 50.99 | 5.1 | 7.5 | 5.5 | 7.5 | 6.2 | 8.4 | 4.8 | 6.5 | 5.9 | 7.8 | 2.9 | 7.6 |
| Rhode Island. | | | | | | | | | | | | | | | | | | |
| White farmers, total..... | 26,343,428 | 27,868,260 | 6,485 | 5,307 | 79.69 | 63.10 | 100.0 | 100.0 | 100.0 | 100.0 | 100.0 | 100.0 | 100.0 | 100.0 | 100.0 | 100.0 | 100.0 | 100.0 |
| Owners..... | 17,016,756 | 18,000,945 | 5,545 | 4,459 | 72.16 | 67.04 | 68.0 | 65.6 | 68.0 | 64.9 | 65.4 | 60.1 | 71.2 | 70.5 | 73.4 | 69.8 | 69.5 | 68.9 |
| Managers..... | 4,600,373 | 5,175,000 | 22,505 | 20,618 | 155.19 | 116.46 | 16.5 | 18.0 | 17.5 | 18.6 | 17.8 | 21.4 | 17.1 | 15.2 | 13.1 | 16.4 | 12.8 | 13.8 |
| Tenants..... | 3,822,297 | 4,692,315 | 6,086 | 4,886 | 72.60 | 57.50 | 14.9 | 16.5 | 14.5 | 16.5 | 16.8 | 18.5 | 11.7 | 14.2 | 13.5 | 13.8 | 17.8 | 17.4 |
| Colored farmers, total..... | 39,500 | 64,600 | 1,975 | 1,576 | 41.49 | 38.59 | 100.0 | 100.0 | 100.0 | 100.0 | 100.0 | 100.0 | 100.0 | 100.0 | 100.0 | 100.0 | 100.0 | 100.0 |
| Owners..... | 24,900 | 46,350 | 1,779 | 1,593 | 39.03 | 41.95 | 60.5 | 73.6 | 63.0 | 71.7 | 63.4 | 73.4 | 62.3 | 69.3 | 65.9 | 78.6 | 46.6 | 80.8 |
| Managers..... | 7,000 | 7,000 | 7,000 | 7,000 | 77.78 | | 15.4 | | 17.7 | | 17.4 | | 18.3 | | 14.8 | | 5.1 | |
| Tenants..... | 7,600 | 18,250 | 1,520 | 1,521 | 33.93 | 32.07 | 24.1 | 26.4 | 19.2 | 28.3 | 19.1 | 26.6 | 19.4 | 30.7 | 19.3 | 21.4 | 48.3 | 19.2 |
| Connecticut. | | | | | | | | | | | | | | | | | | |
| White farmers, total..... | 189,729,337 | 137,967,826 | 8,403 | 5,167 | 100.29 | 63.29 | 100.0 | 100.0 | 100.0 | 100.0 | 100.0 | 100.0 | 100.0 | 100.0 | 100.0 | 100.0 | 100.0 | 100.0 |
| Owners..... | 143,016,440 | 106,678,011 | 7,291 | 4,607 | 92.82 | 58.33 | 76.2 | 78.1 | 75.4 | 77.3 | 73.0 | 76.4 | 78.1 | 78.3 | 79.8 | 83.4 | 81.1 | 83.4 |
| Managers..... | 31,661,605 | 19,553,448 | 20,757 | 20,368 | 170.93 | 144.86 | 15.7 | 13.3 | 16.7 | 14.2 | 18.3 | 14.2 | 14.8 | 14.1 | 13.0 | 9.7 | 9.1 | 6.9 |
| Tenants..... | 15,051,292 | 11,735,467 | 7,918 | 4,406 | 90.82 | 54.28 | 8.1 | 8.5 | 7.9 | 8.5 | 8.7 | 9.3 | 7.0 | 7.6 | 7.3 | 6.9 | 9.8 | 9.7 |
| Colored farmers, total..... | 541,490 | 851,385 | 1,975 | 3,110 | 74.74 | 61.27 | 100.0 | 100.0 | 100.0 | 100.0 | 100.0 | 100.0 | 100.0 | 100.0 | 100.0 | 100.0 | 100.0 | 100.0 |
| Owners..... | 218,690 | 162,395 | 2,056 | 2,056 | 124.75 | 55.50 | 41.1 | 48.5 | 40.4 | 46.2 | 35.6 | 48.3 | 46.3 | 43.5 | 61.7 | 62.5 | 39.7 | 63.0 |
| Managers..... | 129,000 | 110,500 | 21,500 | 9,958 | 65.65 | 71.69 | 24.2 | 32.0 | 23.8 | 34.0 | 20.4 | 28.8 | 28.1 | 43.2 | 21.4 | 31.8 | 19.2 | |
| Tenants..... | 193,800 | 60,500 | 10,767 | 3,150 | | | | | | | | | | | | | | |

TABLE 20.—VALUE OF LAND AND BUILDINGS, WITH AVERAGE PER FARM AND PER ACRE, AND PER CENT DISTRIBUTION OF THE VALUE OF ALL CLASSES OF FARM PROPERTY, BY COLOR AND TENURE, BY STATES: 1920 AND 1910—Continued.

[Figures for geographic divisions in Table 19.]

| STATE AND COLOR AND TENURE. | VALUE OF LAND AND BUILDINGS. | | | | | | PER CENT DISTRIBUTION. | | | | | | | | | | | |
|-----------------------------|------------------------------|-----------------|-------------------|---------|-------------------|---------|------------------------|-------|---------------------|-------|-------------|-------|------------|-------|---------------------------|-------|-------------|-------|
| | Amount. | | Average per farm. | | Average per acre. | | All farm property. | | Land and buildings. | | Land alone. | | Buildings. | | Implements and machinery. | | Live stock. | |
| | 1920 | 1910 | 1920 | 1910 | 1920 | 1910 | 1920 | 1910 | 1920 | 1910 | 1920 | 1910 | 1920 | 1910 | 1920 | 1910 | 1920 | 1910 |
| MIDDLE ATLANTIC. | | | | | | | | | | | | | | | | | | |
| New York. | | | | | | | | | | | | | | | | | | |
| White farmers, total..... | \$1,422,362,205 | \$1,182,175,509 | \$7,383 | \$5,507 | \$69.08 | \$53.81 | 100.0 | 100.0 | 100.0 | 100.0 | 100.0 | 100.0 | 100.0 | 100.0 | 100.0 | 100.0 | 100.0 | 100.0 |
| Owners..... | 965,090,744 | 796,032,844 | 6,379 | 4,799 | 64.11 | 50.46 | 69.3 | 68.2 | 67.9 | 67.3 | 64.3 | 63.9 | 72.4 | 72.5 | 75.3 | 74.1 | 72.5 | 71.4 |
| Managers..... | 125,107,521 | 88,857,170 | 28,754 | 22,011 | 134.72 | 106.15 | 7.7 | 6.9 | 8.8 | 7.5 | 9.3 | 7.9 | 8.2 | 6.0 | 4.3 | 4.2 | 4.6 | 3.9 |
| Tenants..... | 332,163,940 | 297,285,495 | 8,976 | 6,643 | 72.10 | 55.49 | 28.0 | 24.9 | 28.4 | 25.1 | 26.5 | 28.2 | 19.4 | 20.6 | 20.3 | 21.7 | 23.0 | 24.7 |
| Colored farmers, total..... | 2,689,535 | 2,570,320 | 4,908 | 2,737 | 62.96 | 43.31 | 100.0 | 100.0 | 100.0 | 100.0 | 100.0 | 100.0 | 100.0 | 100.0 | 100.0 | 100.0 | 100.0 | 100.0 |
| Owners..... | 1,502,015 | 1,679,730 | 3,503 | 2,079 | 49.71 | 34.96 | 58.0 | 67.0 | 55.7 | 65.4 | 54.5 | 65.1 | 57.2 | 65.8 | 67.8 | 73.9 | 68.5 | 76.5 |
| Managers..... | 406,940 | 158,050 | 18,078 | 11,289 | 126.37 | 112.97 | 16.8 | 5.8 | 17.3 | 6.1 | 14.1 | 6.2 | 21.5 | 6.1 | 14.2 | 6.1 | 15.9 | 3.0 |
| Tenants..... | 729,980 | 732,540 | 7,004 | 6,201 | 81.52 | 74.04 | 25.2 | 27.2 | 27.0 | 28.5 | 31.4 | 28.7 | 21.4 | 28.0 | 18.0 | 19.9 | 20.7 | 20.5 |
| New Jersey. | | | | | | | | | | | | | | | | | | |
| White farmers, total..... | 248,174,896 | 215,434,782 | 8,509 | 6,526 | 109.99 | 84.43 | 100.0 | 100.0 | 100.0 | 100.0 | 100.0 | 100.0 | 100.0 | 100.0 | 100.0 | 100.0 | 100.0 | 100.0 |
| Owners..... | 158,539,100 | 132,644,399 | 7,335 | 5,557 | 111.98 | 85.24 | 64.0 | 61.9 | 63.9 | 61.6 | 61.2 | 58.4 | 67.4 | 65.8 | 67.8 | 66.5 | 61.9 | 62.0 |
| Managers..... | 28,731,541 | 26,908,070 | 29,764 | 26,044 | 139.44 | 119.52 | 10.9 | 11.8 | 11.6 | 12.5 | 12.2 | 12.9 | 10.8 | 12.0 | 7.6 | 8.0 | 8.0 | 7.3 |
| Tenants..... | 60,863,755 | 55,887,313 | 9,226 | 6,891 | 95.97 | 72.55 | 25.2 | 26.4 | 24.5 | 25.9 | 26.6 | 28.7 | 21.8 | 22.3 | 24.6 | 25.5 | 30.1 | 30.7 |
| Colored farmers, total..... | 2,149,590 | 1,699,737 | 4,018 | 3,571 | 81.87 | 76.02 | 100.0 | 100.0 | 100.0 | 100.0 | 100.0 | 100.0 | 100.0 | 100.0 | 100.0 | 100.0 | 100.0 | 100.0 |
| Owners..... | 759,715 | 477,130 | 2,666 | 1,801 | 84.39 | 70.14 | 35.1 | 29.2 | 35.3 | 28.1 | 32.2 | 26.4 | 40.7 | 30.7 | 36.1 | 41.1 | 49.1 | 32.8 |
| Managers..... | 287,500 | 416,157 | 12,875 | 15,413 | 130.18 | 185.70 | 11.7 | 23.0 | 12.0 | 24.5 | 10.8 | 24.5 | 14.1 | 24.4 | 9.7 | 16.9 | 11.4 | 12.6 |
| Tenants..... | 1,132,375 | 806,400 | 4,923 | 4,383 | 73.82 | 60.56 | 53.2 | 47.8 | 52.7 | 47.4 | 57.1 | 49.1 | 45.2 | 44.9 | 54.2 | 43.1 | 55.8 | 53.2 |
| Pennsylvania. | | | | | | | | | | | | | | | | | | |
| White farmers, total..... | 1,323,490,968 | 1,038,691,175 | 6,558 | 4,748 | 75.07 | 55.97 | 100.0 | 100.0 | 100.0 | 100.0 | 100.0 | 100.0 | 100.0 | 100.0 | 100.0 | 100.0 | 100.0 | 100.0 |
| Owners..... | 800,964,702 | 662,624,541 | 5,619 | 4,043 | 68.88 | 51.44 | 66.2 | 64.6 | 65.1 | 63.8 | 61.5 | 60.8 | 69.4 | 68.4 | 71.7 | 70.0 | 63.7 | 68.3 |
| Managers..... | 100,759,753 | 61,518,853 | 22,668 | 16,954 | 129.49 | 95.40 | 6.9 | 5.5 | 7.6 | 5.9 | 8.0 | 6.2 | 7.1 | 5.5 | 4.3 | 3.9 | 4.9 | 3.4 |
| Tenants..... | 361,766,513 | 314,447,781 | 8,200 | 6,178 | 83.10 | 62.53 | 26.9 | 29.8 | 27.3 | 30.3 | 30.5 | 33.0 | 23.5 | 26.1 | 24.0 | 26.1 | 26.4 | 28.3 |
| Colored farmers, total..... | 3,261,060 | 2,377,580 | 7,231 | 4,355 | 121.08 | 78.24 | 100.0 | 100.0 | 100.0 | 100.0 | 100.0 | 100.0 | 100.0 | 100.0 | 100.0 | 100.0 | 100.0 | 100.0 |
| Owners..... | 918,910 | 806,415 | 3,521 | 2,641 | 90.20 | 54.45 | 30.8 | 38.2 | 28.2 | 36.4 | 23.3 | 31.9 | 35.2 | 46.8 | 41.1 | 49.1 | 43.7 | 53.1 |
| Managers..... | 1,078,525 | 430,450 | 23,907 | 13,885 | 250.07 | 125.35 | 30.2 | 17.4 | 33.1 | 18.1 | 31.3 | 16.7 | 35.7 | 21.3 | 29.7 | 13.5 | 10.7 | 11.8 |
| Tenants..... | 1,263,625 | 1,080,715 | 8,715 | 6,211 | 100.42 | 97.88 | 39.0 | 44.4 | 38.7 | 45.5 | 45.4 | 61.4 | 29.2 | 31.9 | 29.2 | 37.5 | 45.5 | 35.1 |
| EAST NORTH CENTRAL. | | | | | | | | | | | | | | | | | | |
| Ohio. | | | | | | | | | | | | | | | | | | |
| White farmers, total..... | 2,652,309,467 | 1,948,158,531 | 10,398 | 6,102 | 113.27 | 68.68 | 100.0 | 100.0 | 100.0 | 100.0 | 100.0 | 100.0 | 100.0 | 100.0 | 100.0 | 100.0 | 100.0 | 100.0 |
| Owners..... | 1,508,080,923 | 1,044,884,684 | 8,863 | 5,477 | 104.08 | 65.49 | 59.7 | 64.0 | 59.1 | 63.4 | 56.9 | 61.6 | 66.1 | 69.8 | 63.9 | 67.8 | 62.9 | 67.7 |
| Managers..... | 86,673,986 | 47,630,020 | 28,615 | 17,479 | 155.50 | 94.97 | 3.2 | 2.8 | 3.3 | 2.9 | 3.2 | 2.9 | 3.4 | 3.0 | 2.4 | 2.3 | 2.7 | 1.9 |
| Tenants..... | 997,554,558 | 655,443,827 | 18,280 | 7,256 | 126.05 | 73.82 | 37.1 | 33.3 | 37.6 | 33.7 | 39.9 | 35.6 | 30.5 | 27.2 | 33.6 | 29.9 | 34.4 | 30.3 |
| Colored farmers, total..... | 9,128,482 | 5,993,875 | 5,648 | 3,074 | 90.89 | 58.15 | 100.0 | 100.0 | 100.0 | 100.0 | 100.0 | 100.0 | 100.0 | 100.0 | 100.0 | 100.0 | 100.0 | 100.0 |
| Owners..... | 4,173,124 | 2,964,696 | 3,963 | 2,258 | 75.16 | 48.30 | 46.9 | 50.7 | 45.7 | 49.5 | 43.1 | 46.5 | 54.7 | 52.1 | 51.0 | 62.9 | 54.4 | 58.4 |
| Managers..... | 737,360 | 305,680 | 20,432 | 10,917 | 162.66 | 98.61 | 8.0 | 5.3 | 8.1 | 5.1 | 7.9 | 5.0 | 8.7 | 5.4 | 9.3 | 6.5 | 6.6 | 7.4 |
| Tenants..... | 4,215,998 | 2,723,499 | 8,000 | 4,472 | 104.48 | 64.44 | 45.2 | 44.0 | 46.2 | 45.4 | 49.0 | 48.4 | 36.6 | 32.5 | 39.7 | 34.6 | 30.0 | 34.2 |
| Indiana. | | | | | | | | | | | | | | | | | | |
| White farmers, total..... | 2,649,887,943 | 1,590,871,449 | 12,952 | 7,410 | 126.00 | 74.85 | 100.0 | 100.0 | 100.0 | 100.0 | 100.0 | 100.0 | 100.0 | 100.0 | 100.0 | 100.0 | 100.0 | 100.0 |
| Owners..... | 1,508,952,568 | 991,333,749 | 11,000 | 6,697 | 117.17 | 71.25 | 57.5 | 62.9 | 56.8 | 62.3 | 55.2 | 60.6 | 65.0 | 70.9 | 62.6 | 67.9 | 61.8 | 67.4 |
| Managers..... | 65,245,276 | 37,595,791 | 28,184 | 16,475 | 138.67 | 78.10 | 2.4 | 2.4 | 2.5 | 2.4 | 2.5 | 2.4 | 2.4 | 1.9 | 1.8 | 1.9 | 2.6 | 2.4 |
| Tenants..... | 1,075,190,999 | 561,941,909 | 16,502 | 8,730 | 139.97 | 81.92 | 40.0 | 34.7 | 40.7 | 35.3 | 42.4 | 37.0 | 32.6 | 27.2 | 35.5 | 30.3 | 35.6 | 30.2 |
| Colored farmers, total..... | 4,256,030 | 3,404,147 | 7,441 | 4,229 | 115.92 | 75.67 | 100.0 | 100.0 | 100.0 | 100.0 | 100.0 | 100.0 | 100.0 | 100.0 | 100.0 | 100.0 | 100.0 | 100.0 |
| Owners..... | 1,832,910 | 1,807,172 | 5,990 | 3,829 | 105.94 | 71.72 | 44.3 | 53.5 | 43.1 | 53.1 | 40.7 | 52.1 | 56.7 | 59.9 | 47.8 | 59.9 | 54.8 | 56.8 |
| Managers..... | 264,140 | 221,325 | 18,807 | 14,755 | 109.19 | 108.30 | 6.1 | 6.2 | 6.2 | 6.5 | 6.3 | 6.2 | 5.8 | 3.8 | 8.7 | 2.9 | 4.0 | 4.3 |
| Tenants..... | 2,158,980 | 1,375,650 | 8,507 | 4,326 | 127.04 | 77.69 | 49.7 | 40.2 | 50.7 | 40.4 | 53.0 | 41.8 | 37.4 | 31.6 | 43.6 | 37.2 | 41.2 | 38.9 |
| Illinois. | | | | | | | | | | | | | | | | | | |
| White farmers, total..... | 5,991,909,691 | 3,516,801,778 | 25,259 | 14,042 | 187.73 | 108.43 | 100.0 | 100.0 | 100.0 | 100.0 | 100.0 | 100.0 | 100.0 | 100.0 | 100.0 | 100.0 | 100.0 | 100.0 |
| Owners..... | 2,680,220,786 | 1,733,516,457 | 20,367 | 12,220 | 165.63 | 98.39 | 45.6 | 50.8 | 44.9 | 50.1 | 43.4 | 48.7 | 55.6 | 60.8 | 51.0 | 56.1 | 52.7 | 57.0 |
| Managers..... | 162,074,362 | 64,498,713 | 47,041 | 27,238 | 227.71 | 116.58 | 2.7 | 1.8 | 2.7 | 1.8 | 2.7 | 1.8 | 3.0 | 2.0 | 2.0 | 1.7 | 2.8 | 1.9 |
| Tenants..... | 3,149,614,543 | 1,688,786,608 | 31,143 | 16,276 | 209.74 | 119.45 | 51.7 | 47.4 | 52.4 | 48.0 | 54.0 | 49.5 | 41.4 | 37.4 | 47.1 | 42.2 | 44.5 | 41.1 |
| Colored farmers, total..... | 6,083,375 | 5,990,792 | 6,813 | 4,204 | 105.44 | 63.17 | 100.0 | 100.0 | 100.0 | 100.0 | 100.0 | 100.0 | 100.0 | 100.0 | 100.0 | 100.0 | 100.0 | 100.0 |
| Owners..... | 2,542,200 | 2,475,853 | 4,761 | 3,138 | 75.98 | 58.59 | 43.3 | 42.8 | 41.8 | 41.3 | 39.0 | 38.8 | 60.4 | 61.6 | 50.8 | 53.6 | 52.9 | 53.6 |
| Managers..... | 244,600 | 509,320 | 27,178 | 28,208 | 227.11 | 98.17 | 4.0 | 8.4 | 4.0 | 8.5 | 4.2 | 9.1 | 2.6 | 4.0 | 3.3 | 5.6 | 3.8 | 8.1 |
| Tenants..... | 3,297,075 | 3,005,619 | 9,420 | 4,863 | 142.31 | 77.17 | 52.8 | 48.8 | 54.2 | 50.2 | 50.7 | 52.2 | 37.1 | 34.4 | 45.9 | 40.8 | 43.4 | 38.4 |
| Michigan. | | | | | | | | | | | | | | | | | | |
| White farmers, total..... | 1,433,661,404 | 898,674,084 | 7,325 | 4,362 | 75.52 | 47.60 | 100.0 | 100.0 | 100.0 | 100.0 | 100.0 | 100.0 | 100.0 | 100.0 | 100.0 | 100.0 | 100.0 | 100.0 |
| Owners..... | 1,054,527,398 | 697,376,022 | 6,639 | 4,065 | 72.60 | 46.30 | 74.2 | 78.1 | 73.6 | 77.6 | 71.7 | 76.2 | 77.3 | 80.5 | 78.5 | 81.9 | 76.0 | 80.2 |
| Managers..... | 50,032,563 | 22,934,178 | 21,659 | 11,749 | 35.23 | 50.77 | 3.3 | 2.4 | 3.5 | 2.6 | 3.7 | 2.7 | 3.0 | 2.2 | 2.3 | 1.8 | 2.7 | 1.8 |
| Tenants..... | 329,121,448 | 178,463,884 | 9,523 | 5,485 | 84.60 | 52.90 | 22.5 | 19.5 | 23.0 | 19.9 | 24.6 | 21.0 | 19.6 | 17.4 | 19.1 | 16.3 | 21.3 | 18.0 |
| Colored farmers, total..... | 3,004,806 | 2,464,215 | 4,099 | 2,605 | 61.68 | 41.27 | 100.0 | 100.0 | 100.0 | 100.0 | 100.0 | 100.0 | 100.0 | 100.0 | 100.0 | 100.0 | 100.0 | 100.0 |
| Owners..... | 1,951,535 | 1,783,545 | 3,466 | 2,272 | 56.19 | 38.68 | 60.3 | 7 | | | | | | | | | | |

TABLE 20.—VALUE OF LAND AND BUILDINGS, WITH AVERAGE PER FARM AND PER ACRE, AND PER CENT DISTRIBUTION OF THE VALUE OF ALL CLASSES OF FARM PROPERTY, BY COLOR AND TENURE, BY STATES: 1920 AND 1910—Continued.

[Figures for geographic divisions in Table 10.]

| STATE AND COLOR AND TENURE. | VALUE OF LAND AND BUILDINGS. | | | | | | PER CENT DISTRIBUTION. | | | | | | | | | | | |
|------------------------------|------------------------------|-----------------|-------------------|---------|-------------------|---------|------------------------|-------|---------------------|-------|-------------|-------|------------|-------|---------------------------|-------|-------------|-------|
| | Amount. | | Average per farm. | | Average per acre. | | All farm property. | | Land and buildings. | | Land alone. | | Buildings. | | Implements and machinery. | | Live stock. | |
| | 1920 | 1910 | 1920 | 1910 | 1920 | 1910 | 1920 | 1910 | 1920 | 1910 | 1920 | 1910 | 1920 | 1910 | 1920 | 1910 | 1920 | 1910 |
| E. NORTH CENTRAL—Con. | | | | | | | | | | | | | | | | | | |
| Wisconsin. | | | | | | | | | | | | | | | | | | |
| White farmers, total..... | \$2,185,759,465 | \$1,200,007,349 | \$11,587 | \$6,798 | \$98.84 | \$57.09 | 100.0 | 100.0 | 100.0 | 100.0 | 100.0 | 100.0 | 100.0 | 100.0 | 100.0 | 100.0 | 100.0 | 100.0 |
| Owners..... | 1,717,720,939 | 951,411,005 | 10,804 | 6,323 | 96.45 | 54.89 | 70.0 | 79.7 | 78.6 | 79.3 | 77.4 | 78.2 | 81.9 | 82.8 | 83.0 | 83.6 | 79.3 | 81.1 |
| Managers..... | 56,527,442 | 24,597,425 | 22,907 | 16,999 | 104.52 | 69.32 | 2.5 | 2.0 | 2.5 | 2.0 | 2.5 | 2.0 | 2.7 | 2.2 | 1.9 | 1.7 | 2.3 | 1.6 |
| Tenants..... | 412,511,084 | 223,998,919 | 15,151 | 9,100 | 109.31 | 67.20 | 18.6 | 18.4 | 18.9 | 18.7 | 20.1 | 19.8 | 15.4 | 15.1 | 14.7 | 18.4 | 17.2 | |
| Colored farmers, total..... | 2,122,598 | 1,625,374 | 3,201 | 2,750 | 62.25 | 40.71 | 100.0 | 100.0 | 100.0 | 100.0 | 100.0 | 100.0 | 100.0 | 100.0 | 100.0 | 100.0 | 100.0 | 100.0 |
| Owners..... | 1,954,483 | 1,506,174 | 3,112 | 2,743 | 61.05 | 40.69 | 91.2 | 92.1 | 92.1 | 92.7 | 92.3 | 93.0 | 91.6 | 91.4 | 92.9 | 88.2 | 85.3 | 88.1 |
| Managers..... | 66,500 | 8,300 | 22,167 | 2,075 | 109.92 | 27.39 | 4.0 | 0.6 | 3.1 | 0.5 | 2.9 | 0.4 | 3.6 | 0.9 | 2.9 | 1.7 | 0.4 | 1.5 |
| Tenants..... | 101,525 | 110,900 | 3,173 | 2,918 | 68.97 | 42.56 | 4.8 | 7.3 | 4.8 | 6.8 | 4.8 | 6.6 | 4.8 | 7.7 | 4.2 | 10.1 | 5.3 | 10.4 |
| WEST NORTH CENTRAL. | | | | | | | | | | | | | | | | | | |
| Minnesota. | | | | | | | | | | | | | | | | | | |
| White farmers, total..... | 3,300,302,223 | 1,261,737,765 | 18,513 | 8,096 | 109.28 | 45.63 | 100.0 | 100.0 | 100.0 | 100.0 | 100.0 | 100.0 | 100.0 | 100.0 | 100.0 | 100.0 | 100.0 | 100.0 |
| Owners..... | 2,191,052,872 | 919,852,474 | 16,528 | 7,545 | 104.36 | 44.55 | 67.0 | 73.4 | 66.4 | 72.9 | 65.0 | 71.8 | 73.1 | 77.6 | 72.0 | 77.0 | 70.6 | 75.9 |
| Managers..... | 50,230,658 | 20,896,011 | 31,493 | 17,128 | 113.37 | 50.56 | 1.5 | 1.6 | 1.5 | 1.7 | 1.5 | 1.7 | 1.8 | 1.7 | 1.2 | 1.5 | 1.9 | 1.5 |
| Tenants..... | 1,059,018,693 | 320,989,280 | 24,000 | 9,312 | 120.86 | 48.71 | 31.5 | 25.0 | 32.1 | 25.4 | 33.5 | 26.6 | 25.1 | 20.7 | 20.8 | 21.5 | 27.5 | 22.6 |
| Colored farmers, total..... | 866,102 | 703,661 | 4,184 | 2,402 | 42.71 | 29.80 | 100.0 | 100.0 | 100.0 | 100.0 | 100.0 | 100.0 | 100.0 | 100.0 | 100.0 | 100.0 | 100.0 | 100.0 |
| Owners..... | 698,182 | 506,873 | 3,945 | 2,613 | 38.67 | 26.47 | 82.3 | 71.8 | 80.6 | 72.0 | 81.0 | 72.1 | 79.3 | 71.7 | 87.0 | 70.9 | 87.0 | 70.9 |
| Managers..... | 4,000 | 13,240 | 4,000 | 6,620 | 166.67 | 29.36 | 0.6 | 1.6 | 0.5 | 1.9 | 0.3 | 2.3 | 1.1 | 0.5 | 1.5 | 0.6 | 1.0 | 0.4 |
| Tenants..... | 163,920 | 183,548 | 5,662 | 1,892 | 74.48 | 45.72 | 17.0 | 26.6 | 18.9 | 26.1 | 18.8 | 25.6 | 19.6 | 27.8 | 11.5 | 28.5 | 12.0 | 28.7 |
| Iowa. | | | | | | | | | | | | | | | | | | |
| White farmers, total..... | 7,600,441,890 | 3,256,290,815 | 35,628 | 15,017 | 227.11 | 96.01 | 100.0 | 100.0 | 100.0 | 100.0 | 100.0 | 100.0 | 100.0 | 100.0 | 100.0 | 100.0 | 100.0 | 100.0 |
| Owners..... | 4,010,757,910 | 1,942,080,289 | 32,925 | 14,617 | 222.25 | 96.11 | 53.3 | 60.3 | 52.8 | 69.6 | 51.6 | 58.4 | 61.0 | 67.0 | 57.9 | 64.3 | 57.7 | 64.6 |
| Managers..... | 126,849,751 | 44,907,725 | 60,623 | 23,341 | 221.24 | 91.69 | 1.7 | 1.4 | 1.7 | 1.4 | 1.7 | 1.4 | 1.7 | 1.3 | 1.0 | 1.1 | 1.9 | 1.5 |
| Tenants..... | 3,463,834,629 | 1,269,302,801 | 38,996 | 15,499 | 233.24 | 96.02 | 45.0 | 38.3 | 45.6 | 39.0 | 46.7 | 40.2 | 37.3 | 31.7 | 41.1 | 34.6 | 40.4 | 33.9 |
| Colored farmers, total..... | 1,330,600 | 1,088,585 | 12,207 | 5,416 | 150.40 | 77.88 | 100.0 | 100.0 | 100.0 | 100.0 | 100.0 | 100.0 | 100.0 | 100.0 | 100.0 | 100.0 | 100.0 | 100.0 |
| Owners..... | 683,250 | 514,000 | 9,233 | 3,780 | 132.03 | 78.90 | 50.4 | 48.7 | 61.3 | 47.2 | 50.6 | 43.7 | 56.0 | 64.1 | 57.5 | 63.7 | 40.9 | 56.9 |
| Managers..... | 85,200 | 51,000 | 51,000 | 43,100 | 204.00 | 84.84 | 3.5 | 7.8 | 3.8 | 7.9 | 4.2 | 8.0 | 1.4 | 7.4 | 1.6 | 6.7 | 1.5 | 6.9 |
| Tenants..... | 596,350 | 488,325 | 17,540 | 7,761 | 172.51 | 75.74 | 46.1 | 43.5 | 44.8 | 44.9 | 45.2 | 48.3 | 42.6 | 28.4 | 40.9 | 34.7 | 57.5 | 36.2 |
| Missouri. | | | | | | | | | | | | | | | | | | |
| White farmers, total..... | 3,046,425,093 | 1,704,175,048 | 11,709 | 6,229 | 88.09 | 49.80 | 100.0 | 100.0 | 100.0 | 100.0 | 100.0 | 100.0 | 100.0 | 100.0 | 100.0 | 100.0 | 100.0 | 100.0 |
| Owners..... | 2,080,967,866 | 1,200,375,407 | 11,347 | 6,312 | 84.68 | 47.90 | 69.1 | 71.3 | 68.3 | 70.4 | 67.2 | 69.2 | 74.2 | 77.1 | 73.2 | 74.7 | 73.4 | 75.9 |
| Managers..... | 73,402,741 | 39,528,525 | 33,380 | 20,168 | 112.34 | 63.52 | 2.4 | 2.2 | 2.4 | 2.3 | 2.3 | 2.4 | 2.8 | 1.9 | 1.0 | 1.4 | 2.3 | 1.7 |
| Tenants..... | 892,054,486 | 464,271,116 | 11,959 | 5,709 | 95.35 | 53.48 | 28.6 | 26.5 | 29.3 | 27.2 | 30.4 | 28.4 | 23.0 | 21.0 | 25.2 | 23.9 | 24.3 | 22.4 |
| Colored farmers, total..... | 18,542,607 | 12,029,338 | 5,864 | 3,281 | 86.87 | 52.29 | 100.0 | 100.0 | 100.0 | 100.0 | 100.0 | 100.0 | 100.0 | 100.0 | 100.0 | 100.0 | 100.0 | 100.0 |
| Owners..... | 8,451,537 | 5,645,438 | 5,141 | 2,677 | 75.46 | 42.90 | 52.0 | 48.8 | 51.1 | 46.9 | 50.2 | 46.4 | 57.0 | 58.3 | 60.6 | 58.0 | 50.9 | 59.6 |
| Managers..... | 1,276,095 | 833,455 | 26,585 | 20,328 | 115.41 | 110.66 | 7.6 | 6.5 | 7.7 | 6.9 | 7.9 | 7.0 | 6.5 | 6.5 | 4.9 | 5.5 | 7.8 | 4.5 |
| Tenants..... | 6,814,975 | 5,550,445 | 6,010 | 3,661 | 101.14 | 61.04 | 40.4 | 44.7 | 41.2 | 46.1 | 41.9 | 47.6 | 36.5 | 35.3 | 34.5 | 39.5 | 35.2 | 35.9 |
| North Dakota. | | | | | | | | | | | | | | | | | | |
| White farmers, total..... | 1,484,992,639 | 819,548,724 | 19,249 | 11,133 | 41.22 | 29.03 | 100.0 | 100.0 | 100.0 | 100.0 | 100.0 | 100.0 | 100.0 | 100.0 | 100.0 | 100.0 | 100.0 | 100.0 |
| Owners..... | 1,037,814,394 | 655,758,685 | 18,385 | 10,495 | 38.89 | 28.03 | 70.6 | 80.7 | 69.9 | 80.0 | 69.3 | 79.7 | 73.5 | 82.3 | 75.4 | 84.7 | 74.4 | 84.4 |
| Managers..... | 35,085,503 | 16,889,168 | 41,132 | 35,040 | 43.28 | 35.43 | 2.3 | 2.0 | 2.4 | 2.1 | 2.3 | 2.1 | 2.6 | 2.0 | 1.8 | 1.7 | 2.5 | 1.5 |
| Tenants..... | 412,092,742 | 146,900,871 | 20,765 | 13,794 | 48.29 | 33.60 | 27.0 | 17.3 | 27.8 | 17.9 | 28.4 | 18.2 | 23.9 | 15.8 | 22.8 | 13.6 | 23.1 | 14.0 |
| Colored farmers, total..... | 3,528,856 | 3,108,020 | 6,499 | 4,183 | 18.93 | 15.94 | 100.0 | 100.0 | 100.0 | 100.0 | 100.0 | 100.0 | 100.0 | 100.0 | 100.0 | 100.0 | 100.0 | 100.0 |
| Owners..... | 3,041,050 | 3,050,405 | 6,484 | 4,196 | 18.37 | 15.91 | 85.7 | 98.0 | 86.2 | 98.1 | 86.1 | 98.3 | 86.5 | 96.3 | 84.5 | 96.7 | 83.7 | 98.0 |
| Managers..... | 23,000 | 9,000 | 11,600 | 4,600 | 28.75 | 18.75 | 0.9 | 0.3 | 0.7 | 0.3 | 0.7 | 0.3 | 0.4 | 0.7 | 0.5 | 0.5 | 2.1 | 0.2 |
| Tenants..... | 464,800 | 48,615 | 6,456 | 3,473 | 23.14 | 17.12 | 13.4 | 1.7 | 13.2 | 1.6 | 13.2 | 1.4 | 13.1 | 3.0 | 15.0 | 2.9 | 14.3 | 1.8 |
| South Dakota. | | | | | | | | | | | | | | | | | | |
| White farmers, total..... | 2,455,467,682 | 886,809,093 | 33,625 | 13,186 | 72.68 | 40.16 | 100.0 | 100.0 | 100.0 | 100.0 | 100.0 | 100.0 | 100.0 | 100.0 | 100.0 | 100.0 | 100.0 | 100.0 |
| Owners..... | 1,484,093,143 | 676,693,233 | 32,019 | 12,248 | 63.52 | 37.32 | 61.2 | 69.3 | 60.4 | 68.6 | 59.9 | 68.1 | 65.9 | 72.6 | 64.8 | 72.4 | 67.0 | 74.2 |
| Managers..... | 98,802,470 | 13,791,687 | 50,327 | 32,082 | 43.98 | 22.00 | 1.7 | 1.5 | 1.6 | 1.4 | 1.6 | 1.4 | 1.5 | 1.2 | 1.2 | 1.0 | 2.8 | 2.0 |
| Tenants..... | 932,572,069 | 296,324,173 | 30,001 | 15,461 | 97.77 | 48.96 | 37.2 | 29.3 | 38.0 | 30.0 | 38.6 | 30.5 | 32.0 | 26.2 | 34.1 | 26.6 | 30.2 | 23.8 |
| Colored farmers, total..... | 17,425,999 | 18,271,714 | 10,810 | 6,507 | 20.50 | 12.64 | 100.0 | 100.0 | 100.0 | 100.0 | 100.0 | 100.0 | 100.0 | 100.0 | 100.0 | 100.0 | 100.0 | 100.0 |
| Owners..... | 15,826,277 | 17,516,640 | 10,803 | 6,512 | 19.67 | 12.52 | 91.1 | 95.9 | 90.8 | 97.5 | 90.8 | 97.5 | 91.1 | 97.1 | 91.1 | 95.2 | 92.5 | 94.1 |
| Managers..... | 97,940 | 127,070 | 9,794 | 18,153 | 15.06 | 15.18 | 0.8 | 1.1 | 0.6 | 0.7 | 0.5 | 0.7 | 0.8 | 0.7 | 1.3 | 0.4 | 1.8 | 2.9 |
| Tenants..... | 1,501,782 | 328,004 | 10,902 | 5,046 | 38.37 | 22.75 | 8.2 | 2.0 | 8.6 | 1.8 | 8.7 | 1.7 | 8.0 | 2.6 | 7.7 | 3.4 | 5.8 | 3.0 |
| Nebraska. | | | | | | | | | | | | | | | | | | |
| White farmers, total..... | 3,705,654,150 | 1,810,628,865 | 29,876 | 14,012 | 87.90 | 46.98 | 100.0 | 100.0 | 100.0 | 100.0 | 100.0 | 100.0 | 100.0 | 100.0 | 100.0 | 100.0 | 100.0 | 100.0 |
| Owners..... | 2,057,471,600 | 1,082,858,527 | 29,639 | 13,721 | 77.98 | 40.22 | 56.1 | 60.7 | 55.5 | 59.8 | 54.6 | 58.8 | 63.3 | 67.4 | 59.8 | 64.6 | 61.3 | 67.0 |
| Managers..... | 65,593,293 | 29,928,713 | 50,033 | 30,354 | 44.30 | 27.98 | 1.0 | 1.8 | 1.8 | 1.7 | 1.8 | 1.7 | 1.5 | 1.5 | 1.1 | 1.2 | 3.3 | 3.1 |
| Tenants..... | 1,582,589,287 | 698,341,625 | 29,999 | 14,151 | 110.71 | 66.26 | 42.0 | 37.5 | 42.7 | 38.0 | 43.6 | 39.5 | 35.2 | 31.1 | 39.1 | 34.1 | 35.4 | 29.3 |
| Colored farmers, total..... | 6,453,610 | 2,718,070 | 16,906 | 5,883 | 96.78 | 33.74 | 100.0 | 100.0 | 100.0 | 100.0 | 100.0 | 100.0 | 100.0 | 100.0 | 100.0 | 100.0 | 100.0 | 100.0 |
| Owners..... | 3,524,045 | 1,890,300 | 13,878 | 5,123 | 95.64 | 28.11 | 55.0 | 70.4 | 54.6 | 69.5 | 52.0 | 68.2 | 71.0 | 79.2 | 68. | | | |

TABLE 20.—VALUE OF LAND AND BUILDINGS, WITH AVERAGE PER FARM AND PER ACRE, AND PER CENT DISTRIBUTION OF THE VALUE OF ALL CLASSES OF FARM PROPERTY, BY COLOR AND TENURE, BY STATES: 1920 AND 1910—Continued.

[Figures for geographic divisions in Table 19.]

| STATE AND COLOR AND TENURE | VALUE OF LAND AND BUILDINGS | | | | | | PER CENT DISTRIBUTION | | | | | | | | | | | |
|-------------------------------|-----------------------------|-----------------|------------------|---------|------------------|----------|-----------------------|-------|--------------------|-------|------------|-------|-----------|-------|--------------------------|-------|------------|-------|
| | Amount | | Average per farm | | Average per acre | | All farm property | | Land and buildings | | Land alone | | Buildings | | Implements and machinery | | Live stock | |
| | 1920 | 1910 | 1920 | 1910 | 1920 | 1910 | 1920 | 1910 | 1920 | 1910 | 1920 | 1910 | 1920 | 1910 | 1920 | 1910 | 1920 | 1910 |
| W. NORTH CENTRAL—Cont. | | | | | | | | | | | | | | | | | | |
| Kansas. | | | | | | | | | | | | | | | | | | |
| White farmers, total | \$2,810,495,443 | \$1,729,306,817 | \$17,187 | \$9,817 | \$62.33 | \$40.05 | 100.0 | 100.0 | 100.0 | 100.0 | 100.0 | 100.0 | 100.0 | 100.0 | 100.0 | 100.0 | 100.0 | 100.0 |
| Owners | 1,045,842,706 | 1,104,812,489 | 17,091 | 10,038 | 60.38 | 38.47 | 58.9 | 64.6 | 58.4 | 63.9 | 57.3 | 63.0 | 65.6 | 70.8 | 62.0 | 68.8 | 62.4 | 68.7 |
| Managers | 55,099,771 | 32,134,748 | 37,305 | 24,456 | 45.23 | 25.63 | 2.0 | 1.9 | 2.0 | 1.9 | 1.6 | 1.3 | 1.2 | 1.1 | 1.1 | 2.7 | 2.4 | 2.4 |
| Tenants | 1,118,542,966 | 592,359,580 | 16,878 | 9,145 | 68.74 | 44.84 | 39.1 | 33.5 | 39.7 | 34.3 | 40.7 | 35.1 | 32.7 | 27.9 | 36.8 | 30.1 | 34.9 | 28.9 |
| Colored farmers, total | 10,578,475 | 8,249,355 | 8,545 | 4,878 | 55.95 | 40.61 | 100.0 | 100.0 | 100.0 | 100.0 | 100.0 | 100.0 | 100.0 | 100.0 | 100.0 | 100.0 | 100.0 | 100.0 |
| Owners | 5,880,485 | 5,025,466 | 7,427 | 4,577 | 50.05 | 37.19 | 56.3 | 61.7 | 55.7 | 60.9 | 54.6 | 59.4 | 63.7 | 72.6 | 63.8 | 67.8 | 59.3 | 66.0 |
| Managers | 290,000 | 338,815 | 16,111 | 16,110 | 110.98 | 33.67 | 2.7 | 4.1 | 2.7 | 4.1 | 2.8 | 4.2 | 2.4 | 3.4 | 1.7 | 2.0 | 2.2 | 4.2 |
| Tenants | 4,398,990 | 2,885,574 | 10,302 | 5,045 | 63.98 | 49.82 | 41.0 | 34.2 | 41.0 | 35.0 | 42.6 | 36.4 | 33.8 | 24.0 | 34.5 | 30.2 | 38.5 | 29.2 |
| SOUTH ATLANTIC. | | | | | | | | | | | | | | | | | | |
| Delaware. | | | | | | | | | | | | | | | | | | |
| White farmers, total | 61,870,186 | 51,174,287 | 6,676 | 5,162 | 69.55 | 52.12 | 100.0 | 100.0 | 100.0 | 100.0 | 100.0 | 100.0 | 100.0 | 100.0 | 100.0 | 100.0 | 100.0 | 100.0 |
| Owners | 29,968,197 | 26,627,516 | 5,299 | 4,613 | 63.27 | 57.48 | 49.1 | 52.2 | 48.4 | 52.0 | 43.8 | 47.2 | 57.0 | 61.1 | 56.0 | 58.3 | 48.9 | 51.0 |
| Managers | 3,087,117 | 1,630,480 | 28,566 | 15,238 | 152.90 | 86.87 | 4.7 | 3.1 | 5.0 | 3.2 | 5.5 | 3.0 | 4.1 | 3.5 | 3.5 | 2.9 | 3.2 | 2.7 |
| Tenants | 28,814,872 | 22,916,271 | 8,275 | 5,579 | 66.94 | 45.84 | 46.2 | 44.6 | 46.6 | 44.8 | 50.7 | 49.7 | 39.0 | 35.4 | 40.6 | 38.9 | 47.8 | 45.3 |
| Colored farmers, total | 2,885,445 | 1,981,716 | 3,309 | 2,149 | 52.57 | 34.78 | 100.0 | 100.0 | 100.0 | 100.0 | 100.0 | 100.0 | 100.0 | 100.0 | 100.0 | 100.0 | 100.0 | 100.0 |
| Owners | 681,300 | 547,551 | 1,919 | 1,349 | 54.45 | 40.22 | 24.6 | 29.2 | 23.6 | 27.6 | 21.8 | 25.0 | 27.5 | 34.9 | 30.3 | 41.1 | 28.6 | 36.3 |
| Managers | 143,650 | 145,800 | 11,050 | 9,113 | 111.01 | 60.88 | 5.1 | 7.1 | 5.0 | 7.4 | 4.4 | 6.9 | 6.3 | 8.7 | 7.0 | 5.5 | 4.5 | 5.6 |
| Tenants | 2,060,495 | 1,288,365 | 4,088 | 2,577 | 50.16 | 31.45 | 70.3 | 63.7 | 71.4 | 65.0 | 73.8 | 68.1 | 63.2 | 56.5 | 62.7 | 53.4 | 65.9 | 58.1 |
| Maryland. | | | | | | | | | | | | | | | | | | |
| White farmers, total | 364,941,929 | 231,467,339 | 8,752 | 5,440 | 82.82 | 49.26 | 100.0 | 100.0 | 100.0 | 100.0 | 100.0 | 100.0 | 100.0 | 100.0 | 100.0 | 100.0 | 100.0 | 100.0 |
| Owners | 212,779,739 | 128,885,932 | 7,273 | 4,359 | 80.86 | 46.31 | 68.9 | 56.7 | 68.3 | 55.7 | 55.8 | 51.8 | 63.5 | 63.9 | 65.7 | 65.4 | 59.0 | 60.7 |
| Managers | 32,189,489 | 23,296,191 | 28,978 | 25,850 | 135.02 | 120.13 | 8.4 | 9.2 | 8.8 | 10.1 | 8.4 | 11.0 | 9.8 | 8.1 | 6.2 | 7.4 | 6.7 | 4.4 |
| Tenants | 119,972,701 | 79,285,216 | 10,587 | 6,569 | 78.03 | 46.06 | 32.7 | 34.1 | 32.9 | 34.8 | 35.9 | 37.2 | 26.8 | 28.0 | 28.1 | 29.2 | 33.7 | 34.9 |
| Colored farmers, total | 21,654,921 | 10,269,784 | 3,488 | 1,612 | 61.59 | 28.65 | 100.0 | 100.0 | 100.0 | 100.0 | 100.0 | 100.0 | 100.0 | 100.0 | 100.0 | 100.0 | 100.0 | 100.0 |
| Owners | 7,968,397 | 3,924,773 | 2,244 | 994 | 66.77 | 32.16 | 38.1 | 39.8 | 36.8 | 38.2 | 34.3 | 35.4 | 42.6 | 44.6 | 49.2 | 49.8 | 44.2 | 47.7 |
| Managers | 2,530,650 | 1,172,550 | 15,475 | 13,473 | 106.82 | 87.79 | 10.5 | 10.6 | 10.8 | 11.4 | 10.1 | 10.8 | 12.5 | 12.8 | 8.5 | 9.4 | 8.0 | 5.6 |
| Tenants | 11,856,874 | 5,172,461 | 4,523 | 2,215 | 54.01 | 23.18 | 51.5 | 49.6 | 52.4 | 50.4 | 55.6 | 53.8 | 44.9 | 42.6 | 42.3 | 40.8 | 47.1 | 46.8 |
| District of Columbia. | | | | | | | | | | | | | | | | | | |
| White farmers, total | 5,344,069 | 8,141,943 | 29,044 | 39,717 | 993.32 | 1,364.27 | 100.0 | 100.0 | 100.0 | 100.0 | 100.0 | 100.0 | 100.0 | 100.0 | 100.0 | 100.0 | 100.0 | 100.0 |
| Owners | 1,672,519 | 2,231,400 | 18,870 | 20,285 | 981.53 | 941.12 | 30.9 | 27.2 | 31.3 | 27.4 | 28.6 | 25.9 | 30.5 | 33.2 | 41.1 | 20.7 | 18.4 | 22.0 |
| Managers | 2,242,150 | 3,232,843 | 124,564 | 230,017 | 1,208.05 | 2,226.48 | 42.8 | 40.2 | 42.0 | 39.7 | 40.8 | 41.0 | 45.3 | 30.0 | 33.9 | 66.8 | 65.4 | 52.8 |
| Tenants | 1,429,400 | 2,677,700 | 19,059 | 33,058 | 786.88 | 1,248.34 | 26.3 | 32.6 | 26.7 | 32.9 | 30.5 | 33.1 | 15.2 | 31.3 | 25.0 | 12.5 | 10.5 | 25.1 |
| Colored farmers, total | 233,300 | 89,400 | 11,665 | 7,450 | 810.07 | 941.05 | 100.0 | 100.0 | 100.0 | 100.0 | 100.0 | 100.0 | 100.0 | 100.0 | 100.0 | 100.0 | 100.0 | 100.0 |
| Owners | 48,300 | 48,400 | 4,478 | 6,050 | 1,612.00 | 834.48 | 17.6 | 55.4 | 17.3 | 64.1 | 22.7 | 47.7 | 10.0 | 72.8 | 14.1 | 73.5 | 29.3 | 83.3 |
| Managers | 105,700 | 8,000 | 105,700 | 3,000 | 1,112.63 | 2,000.00 | 45.3 | 8.7 | 45.3 | 8.9 | 23.4 | 10.2 | 74.7 | 5.3 | 59.7 | 5.2 | 36.5 | 4.1 |
| Tenants | 87,300 | 33,000 | 8,730 | 11,000 | 519.64 | 1,000.00 | 37.1 | 35.8 | 37.4 | 36.9 | 58.9 | 42.0 | 15.3 | 21.9 | 26.2 | 16.3 | 84.2 | 12.6 |
| Virginia. | | | | | | | | | | | | | | | | | | |
| White farmers, total | 923,443,114 | 486,833,558 | 6,670 | 3,582 | 56.66 | 28.21 | 100.0 | 100.0 | 100.0 | 100.0 | 100.0 | 100.0 | 100.0 | 100.0 | 100.0 | 100.0 | 100.0 | 100.0 |
| Owners | 689,513,531 | 374,781,761 | 6,541 | 3,695 | 55.66 | 28.11 | 75.1 | 77.5 | 74.7 | 77.0 | 78.4 | 75.7 | 78.3 | 80.8 | 79.1 | 80.3 | 77.3 | 80.2 |
| Managers | 60,387,017 | 26,023,611 | 31,176 | 18,009 | 76.20 | 41.29 | 6.3 | 5.2 | 6.5 | 5.3 | 6.7 | 5.6 | 6.1 | 4.8 | 5.0 | 4.8 | 5.3 | 3.9 |
| Tenants | 173,542,566 | 86,028,186 | 5,579 | 2,605 | 55.66 | 26.12 | 18.5 | 17.4 | 18.8 | 17.7 | 19.9 | 18.8 | 15.5 | 14.4 | 15.9 | 14.9 | 17.4 | 16.0 |
| Colored farmers, total | 100,391,311 | 45,224,504 | 2,113 | 940 | 44.62 | 20.21 | 100.0 | 100.0 | 100.0 | 100.0 | 100.0 | 100.0 | 100.0 | 100.0 | 100.0 | 100.0 | 100.0 | 100.0 |
| Owners | 67,085,473 | 28,659,534 | 1,845 | 871 | 41.55 | 20.31 | 58.0 | 63.5 | 56.5 | 62.0 | 52.6 | 57.9 | 67.1 | 72.6 | 66.8 | 71.7 | 65.9 | 70.2 |
| Managers | 2,333,049 | 1,330,315 | 11,843 | 7,993 | 74.55 | 44.38 | 2.2 | 2.7 | 2.3 | 2.9 | 2.3 | 3.2 | 2.4 | 2.4 | 2.3 | 1.6 | 1.7 | 1.6 |
| Tenants | 41,573,369 | 15,834,155 | 2,498 | 1,068 | 48.43 | 19.15 | 39.8 | 33.8 | 41.2 | 35.0 | 45.1 | 38.9 | 30.5 | 25.0 | 31.0 | 26.8 | 32.4 | 28.2 |
| West Virginia. | | | | | | | | | | | | | | | | | | |
| White farmers, total | 403,055,516 | 263,314,560 | 4,713 | 2,744 | 42.87 | 26.35 | 100.0 | 100.0 | 100.0 | 100.0 | 100.0 | 100.0 | 100.0 | 100.0 | 100.0 | 100.0 | 100.0 | 100.0 |
| Owners | 320,138,396 | 207,256,207 | 4,465 | 2,748 | 41.07 | 25.40 | 79.3 | 79.7 | 78.3 | 78.7 | 76.4 | 77.1 | 83.7 | 84.7 | 84.0 | 85.7 | 84.1 | 84.5 |
| Managers | 22,828,033 | 9,099,970 | 21,098 | 10,520 | 64.38 | 32.06 | 5.2 | 3.3 | 5.0 | 3.5 | 6.3 | 3.7 | 3.0 | 2.7 | 4.0 | 2.3 | 2.9 | 2.3 |
| Tenants | 66,089,082 | 46,958,383 | 4,710 | 2,985 | 47.43 | 30.30 | 15.6 | 17.1 | 16.2 | 17.8 | 17.3 | 19.3 | 12.7 | 12.6 | 11.9 | 12.0 | 13.0 | 13.2 |
| Colored farmers, total | 1,727,890 | 1,076,394 | 3,428 | 1,520 | 62.73 | 31.16 | 100.0 | 100.0 | 100.0 | 100.0 | 100.0 | 100.0 | 100.0 | 100.0 | 100.0 | 100.0 | 100.0 | 100.0 |
| Owners | 956,562 | 738,261 | 2,374 | 1,323 | 50.21 | 28.44 | 57.5 | 68.8 | 55.4 | 68.6 | 52.8 | 67.7 | 63.4 | 71.6 | 63.7 | 60.1 | 70.3 | 70.1 |
| Managers | 223,709 | 35,695 | 27,963 | 5,099 | 147.17 | 54.50 | 11.6 | 3.3 | 12.9 | 3.3 | 13.9 | 3.1 | 9.8 | 4.0 | 8.1 | 2.4 | 3.4 | 3.5 |
| Tenants | 547,628 | 302,438 | 5,888 | 2,115 | 78.55 | 38.14 | 30.9 | 27.9 | 31.7 | 28.1 | 33.3 | 29.2 | 26.8 | 24.3 | 28.2 | 28.6 | 26.2 | 26.4 |
| North Carolina. | | | | | | | | | | | | | | | | | | |
| White farmers, total | 846,358,683 | 387,358,891 | 4,377 | 2,660 | 51.06 | 20.12 | 100.0 | 100.0 | 100.0 | 100.0 | 100.0 | 100.0 | 100.0 | 100.0 | 100.0 | 100.0 | 100.0 | 100.0 |
| Owners | 550,454,351 | 282,524,002 | 4,496 | 2,251 | 47.26 | 19.54 | 69.5 | 73.4 | 68.5 | 72.9 | 67.4 | 71.1 | 72.8 | 78.3 | 76.6 | 79.8 | 72.6 | 75.2 |
| Managers | 22,828,033 | 13,052,244 | 27,058 | 13,077 | 60.22 | 24.23 | 2.5 | 3.3 | 2.7 | 3.5 | 2.6 | 3.9 | 2.7 | 2.3 | 1.9 | 2.9 | 1.9 | 2.1 |
| Tenants | 249,098,811 | 91,822,145 | 8,899 | 1,444 | 62.09 | 21.55 | 28.1 | 23.2 | 28.8 | 23.5 | 30.0 | 25.0 | 24.4 | 19.4 | 21.5 | 17.3 | 25.5 | 22.7 |
| Colored farmers, total | 229,534,277 | 69,266,216 | 3,009 | 1,055 | 68.77 | 21.74 | 100.0 | 100.0 | 100.0 | 100.0 | 100.0 | 100.0 | 100.0 | 100.0 | 100.0 | 100.0 | 100.0 | 100.0 |
| Owners | 58,659,868 | 22,810,089 | 2,633 | 1,064 | 50.62 | 19.05 | 26.5 | 33.7 | 25.6 | 32.9 | 24.2 | 30.8 | 32.6 | 41.3 | 34.2 | 43.7 | 33.1 | 35.9 |

COLOR AND TENURE OF FARMER.

TABLE 20.—VALUE OF LAND AND BUILDINGS, WITH AVERAGE PER FARM AND PER ACRE, AND PER CENT DISTRIBUTION OF THE VALUE OF ALL CLASSES OF FARM PROPERTY, BY COLOR AND TENURE, BY STATES: 1920 AND 1910—Continued.

[Figures for geographic divisions in Table 19.]

| STATE AND COLOR AND TENURE. | VALUE OF LAND AND BUILDINGS. | | | | | | PER CENT DISTRIBUTION. | | | | | | | | | | | |
|-----------------------------|------------------------------|---------------|-------------------|---------|-------------------|---------|------------------------|-------|---------------------|-------|-------------|-------|------------|-------|---------------------------|-------|-------------|-------|
| | Amount. | | Average per farm. | | Average per acre. | | All farm property. | | Land and buildings. | | Land alone. | | Buildings. | | Implements and machinery. | | Live stock. | |
| | 1920 | 1910 | 1920 | 1910 | 1920 | 1910 | 1920 | 1910 | 1920 | 1910 | 1920 | 1910 | 1920 | 1910 | 1920 | 1910 | 1920 | 1910 |
| SOUTH ATLANTIC—Con. | | | | | | | | | | | | | | | | | | |
| South Carolina. | | | | | | | | | | | | | | | | | | |
| White farmers, total | \$523,070,165 | \$233,888,327 | \$6,251 | \$2,937 | \$65.00 | \$24.44 | 100.0 | 100.0 | 100.0 | 100.0 | 100.0 | 100.0 | 100.0 | 100.0 | 100.0 | 100.0 | 100.0 | 100.0 |
| Owners | 346,790,985 | 163,591,021 | 7,712 | 3,720 | 62.25 | 23.53 | 66.3 | 70.1 | 66.3 | 69.9 | 64.7 | 63.4 | 71.8 | 75.8 | 74.6 | 76.1 | 65.1 | 69.2 |
| Managers | 17,531,604 | 10,305,245 | 31,588 | 14,078 | 45.25 | 20.41 | 3.3 | 4.3 | 3.4 | 4.4 | 3.5 | 4.7 | 2.9 | 3.5 | 2.6 | 4.3 | 3.2 | 3.3 |
| Tenants | 158,747,576 | 59,992,061 | 4,160 | 1,718 | 76.01 | 28.39 | 30.0 | 25.6 | 30.3 | 25.6 | 31.8 | 27.0 | 25.3 | 20.7 | 22.8 | 19.7 | 30.7 | 27.5 |
| Colored farmers, total | 290,414,035 | 88,989,764 | 2,664 | 1,023 | 66.30 | 25.12 | 100.0 | 100.0 | 100.0 | 100.0 | 100.0 | 100.0 | 100.0 | 100.0 | 100.0 | 100.0 | 100.0 | 100.0 |
| Owners | 50,839,683 | 22,112,291 | 2,629 | 1,085 | 52.20 | 20.14 | 21.6 | 23.1 | 20.6 | 22.3 | 19.4 | 20.9 | 26.5 | 30.6 | 28.4 | 27.7 | 25.8 | 25.8 |
| Managers | 2,210,823 | 980,894 | 12,081 | 7,488 | 59.60 | 23.10 | 0.7 | 0.9 | 0.8 | 1.0 | 0.7 | 1.1 | 0.6 | 0.6 | 0.7 | 0.9 | 0.6 | 0.4 |
| Tenants | 228,363,624 | 75,906,569 | 2,653 | 995 | 71.44 | 27.11 | 77.7 | 76.0 | 78.6 | 76.7 | 79.9 | 78.1 | 72.5 | 68.8 | 70.9 | 66.5 | 72.6 | 73.8 |
| Georgia. | | | | | | | | | | | | | | | | | | |
| White farmers, total | 815,544,918 | 350,320,600 | 4,517 | 2,079 | 44.40 | 17.64 | 100.0 | 100.0 | 100.0 | 100.0 | 100.0 | 100.0 | 100.0 | 100.0 | 100.0 | 100.0 | 100.0 | 100.0 |
| Owners | 219,080,860 | 82,746,967 | 5,356 | 2,642 | 40.20 | 16.23 | 57.4 | 62.9 | 56.5 | 62.5 | 54.7 | 60.7 | 62.7 | 68.2 | 67.1 | 69.7 | 59.0 | 63.0 |
| Managers | 46,076,856 | 16,895,884 | 31,821 | 13,037 | 51.37 | 22.48 | 5.4 | 4.6 | 5.6 | 4.8 | 6.0 | 5.0 | 4.6 | 4.3 | 4.3 | 4.7 | 4.1 | 2.9 |
| Tenants | 308,400,879 | 114,348,860 | 3,316 | 1,357 | 51.37 | 20.39 | 37.2 | 32.6 | 37.8 | 32.6 | 39.3 | 34.3 | 32.8 | 27.5 | 28.6 | 25.5 | 37.0 | 34.1 |
| Colored farmers, total | 322,753,709 | 128,883,732 | 2,479 | 1,052 | 45.64 | 18.17 | 100.0 | 100.0 | 100.0 | 100.0 | 100.0 | 100.0 | 100.0 | 100.0 | 100.0 | 100.0 | 100.0 | 100.0 |
| Owners | 46,480,236 | 20,540,910 | 2,835 | 1,309 | 34.15 | 15.22 | 14.7 | 16.3 | 14.1 | 15.9 | 13.2 | 15.1 | 18.2 | 19.9 | 21.3 | 22.4 | 16.9 | 16.9 |
| Managers | 1,737,000 | 758,037 | 8,488 | 6,163 | 60.51 | 27.51 | 0.5 | 0.6 | 0.5 | 0.6 | 0.5 | 0.6 | 0.8 | 0.7 | 0.6 | 0.6 | 0.5 | 0.4 |
| Tenants | 276,610,473 | 107,584,785 | 2,418 | 1,008 | 48.24 | 18.82 | 84.8 | 83.2 | 85.4 | 83.5 | 86.3 | 84.4 | 81.0 | 79.4 | 78.1 | 77.1 | 82.6 | 82.7 |
| Florida. | | | | | | | | | | | | | | | | | | |
| White farmers, total | 263,888,026 | 106,230,421 | 6,428 | 3,010 | 48.79 | 23.69 | 100.0 | 100.0 | 100.0 | 100.0 | 100.0 | 100.0 | 100.0 | 100.0 | 100.0 | 100.0 | 100.0 | 100.0 |
| Owners | 189,518,032 | 82,746,967 | 5,892 | 2,945 | 51.17 | 21.62 | 73.3 | 79.4 | 71.8 | 77.9 | 69.7 | 77.2 | 81.2 | 80.4 | 80.9 | 82.9 | 82.3 | 87.3 |
| Managers | 54,188,560 | 15,675,141 | 31,359 | 13,352 | 45.47 | 57.89 | 18.8 | 13.0 | 20.5 | 14.8 | 22.7 | 15.4 | 10.9 | 12.4 | 11.5 | 9.3 | 7.2 | 3.5 |
| Tenants | 20,180,834 | 7,808,323 | 2,820 | 1,297 | 39.31 | 20.23 | 7.9 | 7.6 | 7.6 | 7.4 | 7.6 | 7.4 | 7.9 | 7.2 | 7.5 | 7.8 | 10.6 | 0.2 |
| Colored farmers, total | 17,561,978 | 11,915,568 | 1,356 | 809 | 27.53 | 15.50 | 100.0 | 100.0 | 100.0 | 100.0 | 100.0 | 100.0 | 100.0 | 100.0 | 100.0 | 100.0 | 100.0 | 100.0 |
| Owners | 9,027,353 | 6,786,810 | 1,428 | 930 | 25.31 | 14.80 | 51.8 | 57.0 | 51.4 | 57.0 | 49.5 | 54.8 | 57.8 | 64.6 | 54.9 | 59.4 | 53.1 | 56.5 |
| Managers | 1,010,510 | 738,890 | 10,005 | 7,316 | 94.60 | 74.08 | 5.0 | 5.1 | 5.8 | 6.2 | 5.8 | 6.9 | 5.5 | 3.8 | 5.7 | 2.6 | 1.7 | 1.2 |
| Tenants | 7,522,915 | 4,389,868 | 1,152 | 600 | 27.81 | 14.62 | 43.1 | 37.9 | 42.8 | 36.8 | 44.7 | 38.3 | 36.7 | 31.6 | 39.4 | 38.0 | 45.2 | 42.3 |
| EAST SOUTH CENTRAL. | | | | | | | | | | | | | | | | | | |
| Kentucky. | | | | | | | | | | | | | | | | | | |
| White farmers, total | 1,269,088,758 | 620,427,464 | 4,919 | 2,507 | 59.80 | 28.53 | 100.0 | 100.0 | 100.0 | 100.0 | 100.0 | 100.0 | 100.0 | 100.0 | 100.0 | 100.0 | 100.0 | 100.0 |
| Owners | 924,800,468 | 437,084,135 | 5,314 | 2,784 | 55.86 | 26.60 | 73.4 | 74.5 | 72.9 | 73.8 | 72.0 | 72.3 | 76.3 | 78.5 | 77.3 | 78.4 | 76.2 | 77.6 |
| Managers | 27,122,830 | 10,459,067 | 29,039 | 17,271 | 102.30 | 52.93 | 2.1 | 2.6 | 2.1 | 2.2 | 2.0 | 2.0 | 2.7 | 1.5 | 2.8 | 2.0 | 2.2 | |
| Tenants | 317,363,460 | 146,284,262 | 3,821 | 1,782 | 72.64 | 34.58 | 24.5 | 22.9 | 25.0 | 23.6 | 25.8 | 25.1 | 21.7 | 18.8 | 21.2 | 18.8 | 21.8 | 20.2 |
| Colored farmers, total | 36,072,178 | 15,031,908 | 2,857 | 1,281 | 84.49 | 34.10 | 100.0 | 100.0 | 100.0 | 100.0 | 100.0 | 100.0 | 100.0 | 100.0 | 100.0 | 100.0 | 100.0 | 100.0 |
| Owners | 16,301,297 | 7,154,168 | 3,082 | 1,207 | 68.26 | 28.02 | 46.5 | 48.8 | 45.4 | 47.6 | 43.8 | 45.2 | 52.9 | 58.0 | 54.2 | 62.7 | 65.8 | 62.9 |
| Managers | 684,546 | 377,455 | 19,568 | 9,436 | 145.37 | 87.41 | 1.9 | 4.1 | 1.9 | 2.5 | 1.8 | 2.4 | 3.2 | 2.5 | 1.8 | 1.8 | 1.3 | |
| Tenants | 18,906,335 | 7,500,285 | 2,612 | 1,302 | 104.30 | 41.42 | 61.6 | 47.1 | 62.7 | 49.9 | 64.4 | 62.4 | 44.7 | 38.7 | 43.3 | 35.4 | 42.4 | 34.1 |
| Tennessee. | | | | | | | | | | | | | | | | | | |
| White farmers, total | 934,551,649 | 438,330,021 | 4,355 | 2,110 | 51.96 | 23.78 | 100.0 | 100.0 | 100.0 | 100.0 | 100.0 | 100.0 | 100.0 | 100.0 | 100.0 | 100.0 | 100.0 | 100.0 |
| Owners | 680,781,541 | 320,187,872 | 4,780 | 2,400 | 49.89 | 22.74 | 71.2 | 73.5 | 70.7 | 73.0 | 69.4 | 71.3 | 75.3 | 78.9 | 76.2 | 77.1 | 72.7 | 74.6 |
| Managers | 16,639,095 | 10,188,313 | 22,134 | 13,146 | 78.87 | 32.11 | 1.7 | 2.1 | 1.8 | 2.3 | 1.8 | 2.5 | 1.9 | 1.8 | 1.2 | 1.4 | 1.3 | |
| Tenants | 257,081,013 | 107,953,836 | 3,401 | 1,469 | 56.78 | 26.75 | 27.1 | 24.4 | 27.5 | 24.6 | 28.8 | 26.3 | 22.8 | 19.3 | 22.6 | 21.5 | 26.9 | 24.2 |
| Colored farmers, total | 90,428,245 | 42,192,566 | 2,388 | 1,101 | 59.34 | 28.27 | 100.0 | 100.0 | 100.0 | 100.0 | 100.0 | 100.0 | 100.0 | 100.0 | 100.0 | 100.0 | 100.0 | 100.0 |
| Owners | 25,277,345 | 12,179,780 | 2,560 | 1,138 | 47.22 | 20.62 | 29.4 | 30.3 | 28.0 | 28.9 | 26.4 | 27.0 | 35.3 | 38.1 | 36.5 | 38.4 | 36.4 | 35.1 |
| Managers | 801,700 | 804,505 | 15,126 | 15,775 | 86.47 | 45.50 | 0.9 | 1.7 | 0.9 | 1.9 | 0.9 | 1.9 | 0.7 | 1.7 | 0.7 | 0.7 | 0.9 | |
| Tenants | 64,349,200 | 29,208,281 | 2,275 | 1,000 | 65.71 | 29.28 | 69.7 | 68.0 | 71.2 | 69.2 | 72.7 | 71.0 | 64.0 | 60.2 | 62.8 | 60.9 | 62.7 | 64.1 |
| Alabama. | | | | | | | | | | | | | | | | | | |
| White farmers, total | 426,752,943 | 214,334,884 | 2,652 | 1,406 | 28.02 | 13.70 | 100.0 | 100.0 | 100.0 | 100.0 | 100.0 | 100.0 | 100.0 | 100.0 | 100.0 | 100.0 | 100.0 | 100.0 |
| Owners | 279,494,456 | 140,586,796 | 3,109 | 1,722 | 25.02 | 12.66 | 66.0 | 69.8 | 65.5 | 69.8 | 64.0 | 67.8 | 70.1 | 75.2 | 73.0 | 75.8 | 66.4 | 68.3 |
| Managers | 14,037,411 | 6,550,064 | 22,862 | 11,029 | 39.10 | 18.76 | 3.1 | 2.8 | 3.3 | 3.1 | 3.7 | 3.4 | 2.1 | 2.2 | 2.2 | 2.5 | 2.2 | |
| Tenants | 133,221,076 | 58,197,104 | 1,892 | 895 | 33.13 | 16.73 | 30.9 | 27.4 | 31.2 | 27.2 | 32.3 | 28.8 | 27.0 | 22.6 | 24.8 | 21.7 | 31.4 | 29.9 |
| Colored farmers, total | 116,904,812 | 78,918,727 | 1,228 | 669 | 26.89 | 14.52 | 100.0 | 100.0 | 100.0 | 100.0 | 100.0 | 100.0 | 100.0 | 100.0 | 100.0 | 100.0 | 100.0 | 100.0 |
| Owners | 29,024,385 | 17,285,502 | 1,087 | 1,012 | 21.78 | 11.79 | 25.0 | 23.1 | 24.8 | 23.4 | 23.9 | 22.4 | 28.3 | 27.3 | 28.3 | 28.1 | 24.7 | 21.3 |
| Managers | 1,053,905 | 414,729 | 8,298 | 7,976 | 32.78 | 23.72 | 0.8 | 0.5 | 0.9 | 0.6 | 0.9 | 0.4 | 0.8 | 1.1 | 0.6 | 0.5 | 0.6 | |
| Tenants | 86,826,227 | 56,218,496 | 1,115 | 602 | 29.10 | 15.68 | 74.2 | 76.4 | 74.3 | 76.1 | 75.2 | 77.1 | 70.9 | 71.6 | 71.1 | 71.4 | 74.7 | 78.3 |
| Mississippi. | | | | | | | | | | | | | | | | | | |
| White farmers, total | 387,295,247 | 185,637,732 | 3,493 | 1,693 | 31.28 | 15.34 | 100.0 | 100.0 | 100.0 | 100.0 | 100.0 | 100.0 | 100.0 | 100.0 | 100.0 | 100.0 | 100.0 | 100.0 |
| Owners | 286,770,485 | 137,356,509 | 3,916 | 2,049 | 28.06 | 14.47 | 70.7 | 74.1 | 68.9 | 74.0 | 66.8 | 71.5 | 75.8 | 80.5 | 76.0 | 78.5 | 73.1 | 73.6 |
| Managers | 32,319,732 | 11,827,047 | 40,552 | 16,449 | 59.62 | 21.52 | 7.7 | 5.9 | 8.3 | 6.4 | 9.4 | 7.5 | 4.8 | 3.5 | 6.6 | 6.1 | 5.1 | |
| Tenants | 88,204,990 | 36,454,176 | 2,102 | 870 | 37.84 | 17.69 | 22.3 | 20.0 | 22.8 | 19.0 | 23.8 | 21.1 | 19.5 | 16.0 | 17.4 | 15.4 | 21.9 | |
| Colored farmers, total | 402,601,531 | 148,524,557 | 2,497 | 902 | 69.24 | 23.00 | 100.0 | 100.0 | 100.0 | 100.0 | 100.0 | 100.0 | 100.0 | 100.0 | 100.0 | 100.0 | 100.0 | 100.0 |
| Owners | 56,751,385 | 34,317,764 | 2,448 | 1,371 | 31.09 | 15.41 | 15.4 | 23.7 | 14.1 | 23.1 | 13.1 | 22.0 | 20.0 | 28.0 | 25.9 | 33.4 | 23.1 | |
| Managers | 2 | | | | | | | | | | | | | | | | | |

TABLE 20.—VALUE OF LAND AND BUILDINGS, WITH AVERAGE PER FARM AND PER ACRE, AND PER CENT DISTRIBUTION OF THE VALUE OF ALL CLASSES OF FARM PROPERTY, BY COLOR AND TENURE, BY STATES: 1920 AND 1910—Continued.

[Figures for geographic divisions in Table 19.]

| STATE AND COLOR AND TENURE. | VALUE OF LAND AND BUILDINGS. | | | | | | PER CENT DISTRIBUTION. | | | | | | | | | | | | |
|-----------------------------|------------------------------|---------------|-------------------|---------|-------------------|---------|------------------------|-------|---------------------|-------|-------------|-------|------------|-------|---------------------------|-------|-------------|-------|-------|
| | Amount. | | Average per farm. | | Average per acre. | | All farm property. | | Land and buildings. | | Land alone. | | Buildings. | | Implements and machinery. | | Live stock. | | |
| | 1920 | 1910 | 1920 | 1910 | 1920 | 1910 | 1920 | 1910 | 1920 | 1910 | 1920 | 1910 | 1920 | 1910 | 1920 | 1910 | 1920 | 1910 | |
| WEST SOUTH CENTRAL. | | | | | | | | | | | | | | | | | | | |
| Arkansas. | | | | | | | | | | | | | | | | | | | |
| White farmers, total | \$570,653,957 | \$240,153,704 | \$3,559 | \$1,590 | \$38.47 | \$16.27 | 100.0 | 100.0 | 100.0 | 100.0 | 100.0 | 100.0 | 100.0 | 100.0 | 100.0 | 100.0 | 100.0 | 100.0 | 100.0 |
| Owners | 361,764,359 | 161,187,795 | 3,719 | 1,752 | 33.60 | 14.41 | 64.0 | 68.1 | 63.4 | 67.1 | 61.4 | 64.9 | 71.1 | 75.1 | 69.8 | 73.4 | 69.3 | 70.0 | 70.0 |
| Managers | 24,139,921 | 10,201,743 | 37,660 | 14,228 | 71.35 | 31.67 | 3.9 | 3.8 | 4.2 | 4.2 | 4.7 | 4.8 | 2.3 | 2.2 | 3.6 | 3.9 | 2.2 | 1.8 | 1.8 |
| Tenants | 184,758,777 | 68,764,161 | 2,901 | 1,178 | 49.69 | 21.12 | 31.5 | 28.2 | 32.4 | 28.6 | 33.9 | 30.3 | 26.0 | 26.7 | 26.7 | 28.5 | 27.6 | 27.6 | 27.6 |
| Colored farmers, total | 182,457,609 | 69,013,109 | 2,524 | 1,085 | 69.51 | 26.01 | 100.0 | 100.0 | 100.0 | 100.0 | 100.0 | 100.0 | 100.0 | 100.0 | 100.0 | 100.0 | 100.0 | 100.0 | 100.0 |
| Owners | 45,592,538 | 20,694,215 | 2,966 | 1,411 | 43.73 | 17.19 | 26.5 | 31.1 | 25.0 | 30.0 | 24.1 | 28.8 | 30.1 | 36.0 | 37.8 | 40.8 | 35.6 | 34.6 | 34.6 |
| Managers | 1,187,555 | 233,915 | 12,501 | 5,194 | 89.89 | 39.21 | 0.6 | 0.3 | 0.7 | 0.3 | 0.4 | 0.4 | 0.3 | 0.8 | 0.8 | 0.5 | 0.5 | 0.2 | 0.2 |
| Tenants | 135,677,516 | 48,079,979 | 2,338 | 984 | 86.47 | 33.32 | 72.8 | 68.5 | 74.4 | 69.7 | 73.2 | 70.8 | 69.5 | 63.8 | 61.4 | 58.7 | 63.9 | 65.2 | 65.2 |
| Louisiana. | | | | | | | | | | | | | | | | | | | |
| White farmers, total | 366,365,525 | 192,610,792 | 4,991 | 2,933 | 46.75 | 23.16 | 100.0 | 100.0 | 100.0 | 100.0 | 100.0 | 100.0 | 100.0 | 100.0 | 100.0 | 100.0 | 100.0 | 100.0 | 100.0 |
| Owners | 236,354,694 | 121,341,966 | 5,108 | 2,871 | 42.61 | 20.46 | 65.4 | 63.3 | 64.5 | 63.0 | 63.1 | 61.3 | 70.6 | 69.2 | 66.7 | 56.4 | 69.3 | 68.4 | 68.4 |
| Managers | 43,057,956 | 29,238,223 | 58,563 | 33,660 | 48.62 | 30.35 | 11.4 | 15.5 | 11.8 | 15.2 | 12.4 | 15.6 | 9.1 | 13.7 | 16.7 | 30.4 | 7.9 | 9.9 | 9.9 |
| Tenants | 86,952,975 | 41,970,603 | 3,294 | 1,863 | 60.21 | 29.59 | 23.2 | 21.2 | 23.7 | 21.8 | 24.6 | 28.1 | 20.3 | 17.1 | 16.6 | 13.2 | 22.9 | 21.7 | 21.7 |
| Colored farmers, total | 107,673,268 | 44,933,658 | 1,735 | 819 | 49.33 | 21.15 | 100.0 | 100.0 | 100.0 | 100.0 | 100.0 | 100.0 | 100.0 | 100.0 | 100.0 | 100.0 | 100.0 | 100.0 | 100.0 |
| Owners | 25,472,623 | 12,779,570 | 2,319 | 1,192 | 24.07 | 15.31 | 24.5 | 29.2 | 23.7 | 28.4 | 23.1 | 27.6 | 25.9 | 31.8 | 29.3 | 38.1 | 28.0 | 31.0 | 31.0 |
| Managers | 863,310 | 604,071 | 9,275 | 7,845 | 58.09 | 28.80 | 0.8 | 1.2 | 0.8 | 1.3 | 0.9 | 1.4 | 0.5 | 1.0 | 0.7 | 1.2 | 0.6 | 0.7 | 0.7 |
| Tenants | 81,347,335 | 31,550,017 | 1,506 | 716 | 57.27 | 24.87 | 74.7 | 69.6 | 75.6 | 70.2 | 76.0 | 70.9 | 73.5 | 67.2 | 70.0 | 60.7 | 71.5 | 68.3 | 68.3 |
| Oklahoma. | | | | | | | | | | | | | | | | | | | |
| White farmers, total | 1,286,081,414 | 691,455,431 | 7,423 | 4,079 | 42.53 | 26.01 | 100.0 | 100.0 | 100.0 | 100.0 | 100.0 | 100.0 | 100.0 | 100.0 | 100.0 | 100.0 | 100.0 | 100.0 | 100.0 |
| Owners | 1,883,769,434 | 1,003,327,398 | 8,993 | 5,192 | 40.29 | 26.78 | 55.6 | 55.0 | 54.6 | 55.8 | 53.0 | 54.8 | 60.6 | 62.5 | 62.8 | 59.2 | 58.6 | 54.4 | 54.4 |
| Managers | 25,772,477 | 8,612,109 | 30,321 | 13,801 | 28.59 | 20.39 | 2.0 | 1.4 | 2.0 | 1.2 | 2.1 | 1.2 | 1.6 | 1.4 | 1.1 | 1.0 | 2.6 | 2.2 | 2.2 |
| Tenants | 577,683,305 | 297,306,368 | 6,284 | 3,141 | 40.88 | 26.27 | 42.4 | 43.0 | 43.4 | 43.0 | 44.3 | 43.9 | 37.7 | 36.1 | 36.1 | 39.8 | 38.3 | 43.4 | 43.4 |
| Colored farmers, total | 77,783,880 | 47,221,792 | 4,154 | 2,284 | 45.40 | 20.74 | 100.0 | 100.0 | 100.0 | 100.0 | 100.0 | 100.0 | 100.0 | 100.0 | 100.0 | 100.0 | 100.0 | 100.0 | 100.0 |
| Owners | 45,310,004 | 32,325,348 | 4,776 | 2,899 | 44.01 | 20.21 | 59.2 | 69.0 | 68.3 | 68.5 | 56.6 | 67.2 | 68.1 | 78.8 | 67.7 | 70.8 | 62.2 | 71.1 | 71.1 |
| Managers | 881,765 | 136,462 | 10,138 | 5,054 | 34.94 | 21.68 | 1.1 | 0.3 | 1.1 | 0.3 | 1.1 | 0.3 | 1.0 | 0.3 | 1.1 | 0.2 | 1.3 | 0.4 | 0.4 |
| Tenants | 31,612,111 | 14,759,983 | 3,464 | 1,555 | 47.95 | 22.00 | 39.7 | 30.7 | 40.6 | 31.3 | 42.3 | 32.5 | 30.9 | 22.9 | 31.2 | 29.0 | 36.5 | 28.5 | 28.5 |
| Texas. | | | | | | | | | | | | | | | | | | | |
| White farmers, total | 3,474,000,091 | 1,761,619,447 | 9,724 | 5,086 | 31.71 | 16.20 | 100.0 | 100.0 | 100.0 | 100.0 | 100.0 | 100.0 | 100.0 | 100.0 | 100.0 | 100.0 | 100.0 | 100.0 | 100.0 |
| Owners | 1,883,769,434 | 1,003,327,398 | 10,003 | 5,745 | 28.35 | 14.90 | 55.5 | 58.2 | 54.2 | 57.3 | 53.0 | 56.0 | 63.2 | 67.2 | 62.0 | 62.3 | 61.1 | 62.8 | 62.8 |
| Managers | 203,697,405 | 154,999,067 | 86,587 | 68,858 | 14.30 | 8.68 | 6.3 | 8.7 | 5.9 | 8.8 | 6.4 | 9.7 | 2.3 | 2.5 | 2.5 | 2.9 | 9.7 | 9.1 | 9.1 |
| Tenants | 1,386,533,252 | 593,292,982 | 7,325 | 3,470 | 48.02 | 25.84 | 38.3 | 33.1 | 39.9 | 33.9 | 40.7 | 34.3 | 34.5 | 30.3 | 34.7 | 34.8 | 29.2 | 28.0 | 28.0 |
| Colored farmers, total | 226,173,228 | 91,588,948 | 2,871 | 1,310 | 50.73 | 21.38 | 100.0 | 100.0 | 100.0 | 100.0 | 100.0 | 100.0 | 100.0 | 100.0 | 100.0 | 100.0 | 100.0 | 100.0 | 100.0 |
| Owners | 68,170,518 | 30,687,272 | 2,896 | 1,445 | 37.76 | 16.44 | 31.9 | 35.3 | 30.1 | 33.5 | 28.4 | 32.0 | 40.9 | 42.5 | 44.0 | 46.0 | 42.0 | 42.4 | 42.4 |
| Managers | 2,827,325 | 1,092,550 | 21,099 | 13,488 | 33.82 | 11.54 | 1.3 | 1.1 | 1.3 | 1.2 | 1.3 | 1.3 | 0.8 | 0.6 | 0.7 | 0.8 | 1.7 | 0.8 | 0.8 |
| Tenants | 155,175,385 | 59,809,126 | 2,810 | 1,231 | 60.37 | 25.75 | 63.8 | 63.6 | 68.6 | 65.3 | 70.3 | 66.7 | 58.3 | 56.8 | 55.3 | 53.2 | 56.3 | 56.9 | 56.9 |
| MOUNTAIN. | | | | | | | | | | | | | | | | | | | |
| Montana. | | | | | | | | | | | | | | | | | | | |
| White farmers, total | 767,439,420 | 247,484,190 | 13,556 | 9,892 | 22.30 | 18.67 | 100.0 | 100.0 | 100.0 | 100.0 | 100.0 | 100.0 | 100.0 | 100.0 | 100.0 | 100.0 | 100.0 | 100.0 | 100.0 |
| Owners | 618,493,954 | 192,553,254 | 12,549 | 8,674 | 21.82 | 18.60 | 80.9 | 79.1 | 80.6 | 77.8 | 80.3 | 77.4 | 83.0 | 81.5 | 84.7 | 84.8 | 81.3 | 82.0 | 82.0 |
| Managers | 50,240,105 | 26,236,608 | 56,513 | 52,264 | 17.60 | 18.39 | 6.7 | 10.4 | 6.5 | 10.6 | 6.7 | 10.9 | 5.4 | 7.5 | 3.8 | 5.9 | 8.5 | 10.4 | 10.4 |
| Tenants | 98,705,361 | 28,694,328 | 15,329 | 12,379 | 30.68 | 19.49 | 12.4 | 10.5 | 12.9 | 11.6 | 13.0 | 11.7 | 11.6 | 11.0 | 11.4 | 9.3 | 10.2 | 7.6 | 7.6 |
| Colored farmers, total | 9,328,109 | 4,141,740 | 3,775 | 3,463 | 14.32 | 14.17 | 100.0 | 100.0 | 100.0 | 100.0 | 100.0 | 100.0 | 100.0 | 100.0 | 100.0 | 100.0 | 100.0 | 100.0 | 100.0 |
| Owners | 8,521,157 | 3,958,605 | 8,051 | 3,392 | 14.05 | 13.80 | 90.7 | 96.1 | 91.3 | 95.6 | 92.8 | 95.8 | 78.5 | 91.1 | 91.4 | 88.8 | 88.5 | 97.6 | 97.6 |
| Managers | 222,125 | 56,400 | 22,213 | 18,800 | 48.84 | 16.89 | 1.9 | 1.6 | 2.4 | 1.4 | 1.3 | 1.2 | 12.1 | 4.9 | 0.9 | 8.0 | 0.6 | 1.7 | 1.7 |
| Tenants | 584,827 | 120,735 | 8,600 | 4,874 | 14.36 | 55.76 | 7.3 | 2.3 | 6.3 | 3.1 | 5.9 | 3.0 | 9.4 | 4.0 | 7.7 | 3.1 | 10.9 | 0.7 | 0.7 |
| Idaho. | | | | | | | | | | | | | | | | | | | |
| White farmers, total | 576,470,350 | 242,839,338 | 13,558 | 7,988 | 69.22 | 46.48 | 100.0 | 100.0 | 100.0 | 100.0 | 100.0 | 100.0 | 100.0 | 100.0 | 100.0 | 100.0 | 100.0 | 100.0 | 100.0 |
| Owners | 434,749,536 | 194,070,158 | 12,081 | 7,268 | 64.29 | 44.39 | 76.5 | 81.4 | 75.4 | 80.3 | 79.6 | 81.8 | 85.9 | 82.4 | 86.1 | 80.6 | 86.0 | 86.0 | 86.0 |
| Managers | 29,121,176 | 13,627,913 | 38,418 | 30,284 | 75.50 | 50.43 | 5.2 | 5.7 | 5.1 | 5.6 | 5.2 | 5.8 | 4.2 | 4.2 | 3.2 | 3.7 | 6.9 | 6.5 | 6.5 |
| Tenants | 112,599,638 | 34,241,207 | 17,175 | 10,954 | 95.45 | 60.83 | 18.3 | 12.9 | 19.5 | 14.1 | 20.3 | 14.6 | 14.0 | 14.4 | 10.2 | 12.5 | 7.5 | 7.5 | 7.5 |
| Colored farmers, total | 5,041,614 | 2,226,487 | 9,924 | 5,497 | 105.28 | 37.94 | 100.0 | 100.0 | 100.0 | 100.0 | 100.0 | 100.0 | 100.0 | 100.0 | 100.0 | 100.0 | 100.0 | 100.0 | 100.0 |
| Owners | 2,838,000 | 1,836,337 | 7,820 | 5,354 | 78.32 | 33.70 | 58.0 | 84.1 | 56.3 | 82.5 | 55.9 | 82.2 | 61.1 | 85.7 | 66.3 | 81.8 | 74.7 | 93.6 | 93.6 |
| Managers | | | | | | | | | | | | | | | | | | | |
| Tenants | 2,203,614 | 390,100 | 15,193 | 6,292 | 189.21 | 92.97 | 42.0 | 15.9 | 43.7 | 17.5 | 44.1 | 17.8 | 38.9 | 14.3 | 33.7 | 18.2 | 25.3 | 6.4 | 6.4 |
| Wyoming. | | | | | | | | | | | | | | | | | | | |
| White farmers, total | 233,689,185 | 97,707,277 | 15,000 | 8,946 | 19.83 | 11.45 | 100.0 | 100.0 | 100.0 | 100.0 | 100.0 | 100.0 | 100.0 | 100.0 | 100.0 | 100.0 | 100.0 | 100.0 | 100.0 |
| Owners | 173,572,717 | 71,082,554 | 13,070 | 7,315 | 18.68 | 13.82 | 75.6 | 73.5 | 74.3 | 72.8 | 73.8 | 72.2 | 78.8 | 78.1 | 81.2 | 80.2 | 78.5 | 74.4 | 74.4 |
| Managers | 30,461,658 | 17,176,459 | 80,880 | 55,408 | 20.80 | 6.00 | 12.7 | 18.6 | 13.0 | 17.6 | 13.5 | 18.0 | 9.4 | 13.3 | 6.9 | 12.2 | 12.5 | 20.5 | 20.5 |
| Tenants | 20,644,790 | 9,448,264 | 15,414 | 10,569 | 30.26 | 17.92 | 11.7 | 7.8 | 12.7 | 9.7 | 12.8 | 9.8 | 11.9 | 8.6 | 11.9 | 7.0 | 9.0 | 5.1 | 5.1 |
| Colored farmers, total | 1,058,960 | | | | | | | | | | | | | | | | | | |

TABLE 20.—VALUE OF LAND AND BUILDINGS, WITH AVERAGE PER FARM AND PER ACRE, AND PER CENT DISTRIBUTION OF THE VALUE OF ALL CLASSES OF FARM PROPERTY, BY COLOR AND TENURE, BY STATES: 1920 AND 1910—Continued.

[Figures for geographic divisions in Table 19.]

| STATE AND COLOR AND TENURE. | VALUE OF LAND AND BUILDINGS. | | | | | | PER CENT DISTRIBUTION. | | | | | | | | | | | |
|-----------------------------|------------------------------|---------------|-------------------|---------|-------------------|---------|------------------------|-------|---------------------|-------|-------------|-------|------------|-------|---------------------------|-------|-------------|-------|
| | Amount. | | Average per farm. | | Average per acre. | | All farm property. | | Land and buildings. | | Land alone. | | Buildings. | | Implements and machinery. | | Live stock. | |
| | 1920 | 1910 | 1920 | 1910 | 1920 | 1910 | 1920 | 1910 | 1920 | 1910 | 1920 | 1910 | 1920 | 1910 | 1920 | 1910 | 1920 | 1910 |
| MOUNTAIN—Con. | | | | | | | | | | | | | | | | | | |
| Colorado—Con. | | | | | | | | | | | | | | | | | | |
| Colored farmers, total..... | \$7,513,065 | \$4,025,245 | \$13,586 | \$7,013 | \$85.98 | \$37.32 | 100.0 | 100.0 | 100.0 | 100.0 | 100.0 | 100.0 | 100.0 | 100.0 | 100.0 | 100.0 | 100.0 | 100.0 |
| Owners..... | 1,611,065 | 2,862,385 | 6,496 | 6,142 | 34.48 | 33.00 | 22.6 | 69.9 | 21.4 | 71.1 | 20.7 | 71.7 | 29.5 | 48.5 | 21.5 | 44.4 | 36.6 | 49.8 |
| Managers..... | 190,200 | 13,500 | 31,700 | 13,500 | 79.58 | 5.00 | 2.9 | 0.4 | 2.5 | 0.3 | 2.5 | 0.3 | 3.4 | 0.1 | 2.2 | 0.1 | 7.9 | 1.9 |
| Tenants..... | 5,711,800 | 1,149,360 | 10,103 | 10,742 | 149.30 | 62.42 | 74.5 | 29.7 | 76.0 | 28.6 | 76.8 | 28.0 | 67.1 | 51.4 | 76.3 | 55.4 | 55.5 | 48.3 |
| New Mexico. | | | | | | | | | | | | | | | | | | |
| White farmers, total..... | 219,443,938 | 109,587,338 | 7,846 | 3,269 | 9.01 | 9.88 | 100.0 | 100.0 | 100.0 | 100.0 | 100.0 | 100.0 | 100.0 | 100.0 | 100.0 | 100.0 | 100.0 | 100.0 |
| Owners..... | 166,457,042 | 78,938,055 | 6,003 | 2,524 | 9.35 | 11.40 | 76.5 | 74.1 | 75.9 | 72.0 | 74.9 | 70.3 | 82.9 | 84.8 | 82.4 | 87.4 | 77.3 | 78.1 |
| Managers..... | 30,720,090 | 20,250,622 | 54,627 | 63,882 | 6.09 | 6.35 | 11.1 | 17.6 | 10.7 | 18.5 | 11.3 | 19.7 | 6.6 | 9.0 | 6.7 | 0.7 | 12.7 | 10.4 |
| Tenants..... | 29,442,806 | 10,398,661 | 8,596 | 5,377 | 10.95 | 10.67 | 12.4 | 8.3 | 13.4 | 9.5 | 13.8 | 9.9 | 10.4 | 6.2 | 12.2 | 5.9 | 10.1 | 5.5 |
| Colored farmers, total..... | 2,370,274 | 2,243,661 | 1,264 | 1,045 | 36.83 | 12.25 | 100.0 | 100.0 | 100.0 | 100.0 | 100.0 | 100.0 | 100.0 | 100.0 | 100.0 | 100.0 | 100.0 | 100.0 |
| Owners..... | 1,912,135 | 2,044,170 | 1,164 | 964 | 31.95 | 11.75 | 84.2 | 93.9 | 80.7 | 91.1 | 77.5 | 90.8 | 94.4 | 94.0 | 81.6 | 92.9 | 88.3 | 97.7 |
| Managers..... | 12,750 | 93,150 | 6,375 | 23,288 | 490.38 | 16.84 | 0.3 | 2.8 | 0.5 | 4.2 | 0.5 | 4.4 | 0.7 | 2.1 | 0.5 | 1.5 | (1) | 1.0 |
| Tenants..... | 445,389 | 106,341 | 1,936 | 4,624 | 99.13 | 28.18 | 15.5 | 3.3 | 18.8 | 4.7 | 22.0 | 4.8 | 4.9 | 3.9 | 17.8 | 5.6 | 11.7 | 1.2 |
| Arizona. | | | | | | | | | | | | | | | | | | |
| White farmers, total..... | 168,903,633 | 44,966,301 | 18,105 | 7,465 | 29.42 | 39.25 | 100.0 | 100.0 | 100.0 | 100.0 | 100.0 | 100.0 | 100.0 | 100.0 | 100.0 | 100.0 | 100.0 | 100.0 |
| Owners..... | 103,841,200 | 31,139,862 | 14,194 | 6,161 | 27.58 | 40.07 | 62.0 | 70.9 | 61.5 | 69.3 | 60.5 | 67.7 | 70.9 | 82.6 | 70.8 | 79.2 | 62.4 | 73.6 |
| Managers..... | 30,720,090 | 5,764,744 | 102,433 | 37,926 | 22.11 | 21.91 | 19.9 | 12.8 | 18.2 | 12.8 | 18.4 | 13.6 | 16.6 | 6.6 | 13.7 | 8.9 | 26.5 | 12.9 |
| Tenants..... | 34,332,514 | 8,061,695 | 20,442 | 9,895 | 58.55 | 76.48 | 18.1 | 16.3 | 20.3 | 17.9 | 21.1 | 18.8 | 12.5 | 10.8 | 15.3 | 11.9 | 11.1 | 13.4 |
| Colored farmers, total..... | 3,421,688 | 2,319,009 | 5,297 | 724 | 56.63 | 22.99 | 100.0 | 100.0 | 100.0 | 100.0 | 100.0 | 100.0 | 100.0 | 100.0 | 100.0 | 100.0 | 100.0 | 100.0 |
| Owners..... | 1,805,568 | 2,050,749 | 3,265 | 653 | 33.32 | 21.05 | 62.3 | 94.3 | 62.8 | 88.7 | 52.3 | 88.7 | 59.5 | 89.3 | 69.3 | 91.7 | 95.5 | 98.8 |
| Managers..... | 96,900 | 35,950 | 19,380 | 3,268 | 85.75 | 21.46 | 2.4 | 1.0 | 2.8 | 1.6 | 2.4 | 1.3 | 10.1 | 6.4 | 5.3 | 0.5 | 0.5 | 0.6 |
| Tenants..... | 1,519,230 | 226,310 | 17,264 | 5,263 | 297.36 | 151.48 | 35.3 | 4.6 | 44.4 | 9.8 | 45.3 | 10.1 | 30.5 | 4.3 | 25.4 | 7.8 | 4.0 | 0.6 |
| Utah. | | | | | | | | | | | | | | | | | | |
| White farmers, total..... | 240,375,588 | 116,398,862 | 9,521 | 5,439 | 48.08 | 34.49 | 100.0 | 100.0 | 100.0 | 100.0 | 100.0 | 100.0 | 100.0 | 100.0 | 100.0 | 100.0 | 100.0 | 100.0 |
| Owners..... | 205,660,004 | 100,928,169 | 9,206 | 5,164 | 50.82 | 35.15 | 85.8 | 87.6 | 85.6 | 86.7 | 84.9 | 85.9 | 89.7 | 91.2 | 89.6 | 89.5 | 86.1 | 90.8 |
| Managers..... | 9,666,800 | 6,295,737 | 32,651 | 32,620 | 16.21 | 20.12 | 4.4 | 5.2 | 4.0 | 5.4 | 4.2 | 5.9 | 3.3 | 2.5 | 2.6 | 4.0 | 6.9 | 4.3 |
| Tenants..... | 25,139,674 | 9,174,956 | 9,614 | 5,524 | 69.41 | 48.11 | 9.7 | 7.3 | 10.5 | 7.9 | 10.8 | 8.2 | 8.1 | 6.3 | 7.9 | 6.5 | 6.9 | 4.9 |
| Colored farmers, total..... | 3,376,190 | 1,146,470 | 8,155 | 4,154 | 65.98 | 50.05 | 100.0 | 100.0 | 100.0 | 100.0 | 100.0 | 100.0 | 100.0 | 100.0 | 100.0 | 100.0 | 100.0 | 100.0 |
| Owners..... | 1,805,568 | 450,585 | 3,895 | 2,267 | 35.23 | 21.05 | 35.4 | 53.8 | 28.3 | 42.7 | 27.4 | 40.9 | 40.3 | 69.4 | 44.8 | 80.3 | 73.1 | 93.3 |
| Managers..... | 171,000 | 250,000 | 57,000 | 260,000 | 6.73 | 100.00 | 6.2 | 16.9 | 5.1 | 21.8 | 5.0 | 23.1 | 6.5 | 2.8 | 3.5 | | 13.1 | 0.2 |
| Tenants..... | 2,260,445 | 406,885 | 13,084 | 6,896 | 226.02 | 115.26 | 58.4 | 29.3 | 66.7 | 35.5 | 67.7 | 36.0 | 63.2 | 28.1 | 51.7 | 19.7 | 13.8 | 6.4 |
| Nevada. | | | | | | | | | | | | | | | | | | |
| White farmers, total..... | 65,620,734 | 39,335,864 | 22,290 | 15,560 | 27.98 | 14.53 | 100.0 | 100.0 | 100.0 | 100.0 | 100.0 | 100.0 | 100.0 | 100.0 | 100.0 | 100.0 | 100.0 | 100.0 |
| Owners..... | 43,302,690 | 21,483,390 | 17,403 | 10,620 | 30.79 | 20.95 | 66.3 | 55.4 | 66.1 | 64.6 | 65.2 | 53.4 | 73.9 | 64.6 | 76.8 | 70.4 | 65.5 | 55.8 |
| Managers..... | 16,799,940 | 13,904,993 | 100,598 | 77,250 | 21.09 | 9.12 | 26.0 | 36.2 | 25.6 | 35.3 | 26.7 | 36.5 | 19.1 | 26.1 | 13.8 | 20.3 | 28.3 | 39.3 |
| Tenants..... | 5,458,905 | 3,947,481 | 19,084 | 12,146 | 38.83 | 25.07 | 7.7 | 8.4 | 8.3 | 10.0 | 8.1 | 10.1 | 9.9 | 9.4 | 9.4 | 9.3 | 6.2 | 5.0 |
| Colored farmers, total..... | 634,480 | 273,475 | 2,897 | 1,699 | 53.91 | 34.49 | 100.0 | 100.0 | 100.0 | 100.0 | 100.0 | 100.0 | 100.0 | 100.0 | 100.0 | 100.0 | 100.0 | 100.0 |
| Owners..... | 516,580 | 248,125 | 2,483 | 1,032 | 46.66 | 35.23 | 84.9 | 93.0 | 81.4 | 90.7 | 70.7 | 90.0 | 96.3 | 95.4 | 95.7 | 97.4 | 95.3 | 98.0 |
| Managers..... | 5,000 | 3,500 | 5,000 | 3,500 | 62.60 | 21.88 | 0.7 | 1.0 | 0.8 | 1.3 | 0.9 | 1.4 | 0.1 | 0.3 | 0.6 | 0.3 | 0.3 | 0.2 |
| Tenants..... | 112,900 | 21,850 | 11,295 | 2,731 | 189.83 | 30.06 | 14.4 | 6.1 | 17.8 | 8.0 | 19.5 | 8.6 | 3.6 | 4.3 | 3.7 | 2.3 | 4.3 | 1.8 |
| PACIFIC. | | | | | | | | | | | | | | | | | | |
| Washington. | | | | | | | | | | | | | | | | | | |
| White farmers, total..... | 907,801,691 | 563,157,981 | 13,861 | 10,227 | 69.07 | 48.50 | 100.0 | 100.0 | 100.0 | 100.0 | 100.0 | 100.0 | 100.0 | 100.0 | 100.0 | 100.0 | 100.0 | 100.0 |
| Owners..... | 615,279,267 | 426,856,472 | 11,791 | 9,120 | 60.95 | 47.26 | 63.3 | 76.1 | 67.8 | 75.8 | 66.3 | 75.0 | 77.5 | 83.5 | 73.0 | 78.9 | 70.8 | 78.2 |
| Managers..... | 45,559,894 | 29,293,274 | 39,310 | 30,885 | 84.38 | 55.42 | 4.9 | 6.3 | 5.0 | 5.2 | 5.1 | 5.4 | 4.5 | 3.4 | 3.7 | 3.3 | 4.0 | 3.4 |
| Tenants..... | 240,002,530 | 107,008,235 | 21,146 | 14,633 | 72.36 | 52.19 | 26.8 | 18.9 | 27.2 | 19.0 | 28.6 | 19.6 | 18.0 | 13.0 | 23.3 | 17.8 | 24.4 | 18.4 |
| Colored farmers, total..... | 12,590,650 | 8,810,476 | 9,645 | 7,832 | 124.17 | 87.37 | 100.0 | 100.0 | 100.0 | 100.0 | 100.0 | 100.0 | 100.0 | 100.0 | 100.0 | 100.0 | 100.0 | 100.0 |
| Owners..... | 3,720,350 | 3,767,968 | 7,190 | 5,375 | 53.44 | 45.46 | 30.5 | 45.1 | 29.5 | 42.8 | 28.4 | 42.1 | 42.0 | 55.2 | 31.8 | 66.9 | 38.3 | 69.5 |
| Managers..... | 162,860 | 121,200 | 18,094 | 11,018 | 135.93 | 232.03 | 1.4 | 1.3 | 1.3 | 1.4 | 1.3 | 1.3 | 0.8 | 3.1 | 0.7 | 0.6 | 2.2 | 0.5 |
| Tenants..... | 8,707,450 | 4,921,308 | 11,767 | 11,916 | 284.07 | 282.20 | 68.2 | 53.6 | 69.2 | 55.9 | 70.3 | 56.7 | 57.2 | 41.8 | 67.4 | 32.5 | 59.5 | 30.0 |
| Oregon. | | | | | | | | | | | | | | | | | | |
| White farmers, total..... | 669,826,485 | 450,408,204 | 13,496 | 10,037 | 49.83 | 39.27 | 100.0 | 100.0 | 100.0 | 100.0 | 100.0 | 100.0 | 100.0 | 100.0 | 100.0 | 100.0 | 100.0 | 100.0 |
| Owners..... | 475,825,872 | 332,281,402 | 12,045 | 8,904 | 47.93 | 37.63 | 71.9 | 74.5 | 71.0 | 73.8 | 70.0 | 72.9 | 78.1 | 81.9 | 75.5 | 79.6 | 76.3 | 79.2 |
| Managers..... | 36,261,485 | 28,593,183 | 39,936 | 34,080 | 45.35 | 37.45 | 5.4 | 6.3 | 5.4 | 6.3 | 5.5 | 6.0 | 4.7 | 3.9 | 3.0 | 3.9 | 6.1 | 6.7 |
| Tenants..... | 167,739,128 | 89,533,609 | 17,108 | 13,277 | 58.90 | 47.74 | 22.7 | 19.1 | 23.5 | 19.9 | 24.5 | 20.5 | 17.1 | 14.2 | 20.9 | 16.0 | 17.6 | 14.1 |
| Colored farmers, total..... | 5,386,799 | 5,168,105 | 9,401 | 8,243 | 53.95 | 24.00 | 100.0 | 100.0 | 100.0 | 100.0 | 100.0 | 100.0 | 100.0 | 100.0 | 100.0 | 100.0 | 100.0 | 100.0 |
| Owners..... | 2,699,862 | 3,504,670 | 7,542 | 7,332 | 30.21 | 17.06 | 52.8 | 70.2 | 50.1 | 67.8 | 49.1 | 65.6 | 59.3 | 63.7 | 43.8 | 76.0 | 83.4 | 89.2 |
| Managers..... | 183,275 | 132,500 | 22,909 | 16,563 | 134.07 | 53.69 | 3.2 | 2.5 | 3.4 | 2.6 | 3.4 | 2.4 | 3.7 | 5.7 | 2.4 | 1.8 | 1.2 | 1.3 |
| Tenants..... | 2,503,662 | 1,530,935 | 12,095 | 10,858 | 274.31 | 204.83 | 44.1 | 27.3 | 46.5 | 29.6 | 47.5 | 29.0 | 37.0 | 40.6 | 53.8 | 21.5 | 15.4 | 9.1 |
| California. | | | | | | | | | | | | | | | | | | |
| White farmers, total..... | 2,913,026,253 | 1,417,723,511 | 26,200 | 16,656 | 100.99 | 51.24 | 100.0 | 100.0 | 100.0 | 100.0 | 100.0 | 100.0 | 100.0 | 100.0 | 100.0 | 100.0 | 100.0 | 100.0 |
| Owners..... | 1,883,607,285 | 878,203,553 | 21,817 | 13,368 | 110.35 | 58.42 | 64.6 | 61.9 | 64.7 | 61.9 | 63.5 | 60.6 | 75.1 | 75.0 | 71.5 | 68.6 | 60.3 | 59.1 |
| Managers..... | 434,038,626 | 228,114,615 | 90,425 | | | | | | | | | | | | | | | |

TABLE 21.—AVERAGE VALUE OF ALL FARM PROPERTY AND OF THE SEVERAL CLASSES, PER FARM AND PER ACRE, BY COLOR AND TENURE, BY DIVISIONS AND STATES: 1920 AND 1910.

[All averages based on Tables 12, 14, 15, 17, and 18. Averages for land and buildings together in Tables 19 and 20.]

| DIVISION OR STATE AND COLOR AND TENURE. | AVERAGE VALUE PER FARM. | | | | | | | | | | AVERAGE VALUE PER ACRE. | | | | | | | | | |
|---|-------------------------|---------|---------|---------|------------|---------|---------------------------|-------|-------------|---------|-------------------------|---------|---------|---------|------------|--------|---------------------------|--------|-------------|--------|
| | All farm property. | | Land. | | Buildings. | | Implements and machinery. | | Live stock. | | All farm property. | | Land. | | Buildings. | | Implements and machinery. | | Live stock. | |
| | 1920 | 1910 | 1920 | 1910 | 1920 | 1910 | 1920 | 1910 | 1920 | 1910 | 1920 | 1910 | 1920 | 1910 | 1920 | 1910 | 1920 | 1910 | 1920 | 1910 |
| UNITED STATES. | | | | | | | | | | | | | | | | | | | | |
| White farmers, total..... | \$13,632 | \$7,209 | \$9,586 | \$5,076 | \$2,015 | \$1,130 | \$635 | \$226 | \$1,396 | \$868 | \$82.28 | \$47.72 | \$57.86 | \$33.19 | \$12.16 | \$7.39 | \$3.83 | \$1.47 | \$8.43 | \$5.67 |
| Owners..... | 12,679 | 7,075 | 8,525 | 4,728 | 2,098 | 1,211 | 653 | 239 | 1,404 | 899 | 75.49 | 45.26 | 50.75 | 30.22 | 12.40 | 7.75 | 3.89 | 1.53 | 8.30 | 5.74 |
| Managers..... | 46,678 | 20,390 | 32,894 | 21,810 | 6,809 | 4,155 | 1,544 | 751 | 5,431 | 3,514 | 57.61 | 31.55 | 40.09 | 22.62 | 8.40 | 4.41 | 1.91 | 0.80 | 6.70 | 3.73 |
| Tenants..... | 14,395 | 7,739 | 10,950 | 5,297 | 1,057 | 848 | 562 | 179 | 1,226 | 716 | 105.61 | 59.19 | 80.34 | 44.54 | 12.16 | 7.13 | 4.12 | 1.51 | 9.00 | 6.01 |
| Colored farmers, total..... | 3,125 | 1,389 | 2,234 | 934 | 430 | 192 | 109 | 41 | 353 | 222 | 68.05 | 27.43 | 47.21 | 18.45 | 9.08 | 3.79 | 2.30 | 0.81 | 7.46 | 4.39 |
| Owners..... | 3,433 | 1,823 | 2,200 | 1,150 | 581 | 288 | 167 | 66 | 494 | 325 | 47.93 | 23.11 | 30.72 | 14.54 | 8.12 | 3.64 | 2.19 | 0.83 | 6.90 | 4.11 |
| Managers..... | 18,467 | 12,181 | 13,105 | 8,553 | 2,976 | 2,014 | 653 | 282 | 1,632 | 1,281 | 86.42 | 43.98 | 61.61 | 31.01 | 18.93 | 7.30 | 3.24 | 1.02 | 7.64 | 4.64 |
| Tenants..... | 2,977 | 1,209 | 2,211 | 840 | 372 | 154 | 91 | 32 | 303 | 184 | 76.61 | 30.21 | 56.89 | 20.99 | 9.57 | 3.84 | 2.35 | 0.79 | 7.80 | 4.59 |
| GEOG. DIVISIONS. | | | | | | | | | | | | | | | | | | | | |
| NEW ENGLAND. | | | | | | | | | | | | | | | | | | | | |
| White farmers, total..... | 7,496 | 4,592 | 3,119 | 2,025 | 2,744 | 1,783 | 591 | 269 | 1,386 | 747 | 69.04 | 43.97 | 28.73 | 19.38 | 25.27 | 17.06 | 5.44 | 2.58 | 9.60 | 4.96 |
| Owners..... | 6,780 | 4,008 | 2,743 | 1,796 | 2,490 | 1,651 | 569 | 201 | 977 | 494 | 64.57 | 41.37 | 26.13 | 17.68 | 23.71 | 16.25 | 5.42 | 2.57 | 9.31 | 4.87 |
| Managers..... | 27,850 | 17,059 | 13,364 | 8,751 | 10,651 | 6,453 | 1,411 | 666 | 2,425 | 1,189 | 136.45 | 84.24 | 65.47 | 43.22 | 52.38 | 31.87 | 6.91 | 3.29 | 11.88 | 5.87 |
| Tenants..... | 7,748 | 4,508 | 3,430 | 2,197 | 2,545 | 1,597 | 511 | 218 | 1,262 | 556 | 68.93 | 44.51 | 30.51 | 21.41 | 22.64 | 15.56 | 4.55 | 2.19 | 11.23 | 5.41 |
| Colored farmers, total..... | 5,215 | 2,979 | 2,303 | 1,358 | 1,060 | 1,173 | 253 | 137 | 699 | 311 | 68.39 | 62.48 | 30.20 | 28.48 | 25.70 | 24.61 | 3.32 | 2.88 | 9.17 | 6.52 |
| Owners..... | 3,376 | 2,305 | 1,566 | 1,061 | 1,529 | 917 | 230 | 128 | 551 | 288 | 74.66 | 56.80 | 30.16 | 25.17 | 29.45 | 21.76 | 4.44 | 3.04 | 10.61 | 6.83 |
| Managers..... | 15,855 | 9,061 | 6,067 | 4,153 | 6,494 | 4,711 | 472 | 222 | 2,222 | 575 | 71.26 | 88.50 | 29.96 | 38.04 | 29.19 | 43.15 | 2.12 | 2.04 | 9.99 | 5.27 |
| Tenants..... | 8,085 | 3,585 | 4,650 | 1,883 | 2,314 | 1,214 | 281 | 154 | 840 | 333 | 52.96 | 66.39 | 30.46 | 34.88 | 15.16 | 22.49 | 1.84 | 2.86 | 5.50 | 6.17 |
| MIDDLE ATLANTIC. | | | | | | | | | | | | | | | | | | | | |
| White farmers, total..... | 9,300 | 6,329 | 3,911 | 3,126 | 3,157 | 2,098 | 846 | 358 | 1,386 | 747 | 97.33 | 68.52 | 40.93 | 33.84 | 33.04 | 22.71 | 8.86 | 3.88 | 14.50 | 8.09 |
| Owners..... | 8,154 | 5,524 | 3,189 | 2,559 | 2,896 | 1,911 | 804 | 330 | 1,265 | 685 | 91.80 | 64.65 | 35.90 | 29.05 | 32.61 | 22.71 | 9.05 | 3.97 | 14.24 | 8.01 |
| Managers..... | 30,723 | 22,031 | 15,240 | 12,317 | 10,843 | 7,331 | 1,677 | 817 | 2,903 | 1,516 | 156.78 | 116.15 | 77.77 | 64.94 | 53.33 | 38.91 | 8.66 | 4.31 | 15.12 | 7.99 |
| Tenants..... | 11,174 | 7,711 | 5,336 | 4,260 | 3,268 | 2,174 | 910 | 384 | 1,629 | 893 | 102.16 | 71.72 | 48.79 | 30.62 | 29.88 | 20.22 | 3.32 | 3.57 | 15.16 | 8.30 |
| Colored farmers, total..... | 6,681 | 3,942 | 3,133 | 2,223 | 2,147 | 1,187 | 450 | 168 | 951 | 333 | 106.76 | 68.96 | 50.06 | 38.88 | 34.31 | 20.42 | 7.19 | 2.94 | 15.20 | 6.71 |
| Owners..... | 4,375 | 2,589 | 1,764 | 1,335 | 1,498 | 803 | 358 | 136 | 753 | 315 | 86.31 | 51.73 | 34.82 | 26.68 | 29.56 | 16.04 | 7.06 | 2.71 | 14.88 | 6.29 |
| Managers..... | 23,569 | 15,285 | 10,712 | 8,787 | 9,321 | 5,106 | 1,391 | 504 | 2,145 | 827 | 215.05 | 155.57 | 98.02 | 89.44 | 85.28 | 52.58 | 12.72 | 5.13 | 10.03 | 8.42 |
| Tenants..... | 8,230 | 6,240 | 4,618 | 3,860 | 2,119 | 1,646 | 461 | 214 | 1,131 | 520 | 105.11 | 86.67 | 57.70 | 53.65 | 27.07 | 22.83 | 5.89 | 2.97 | 14.45 | 7.21 |
| EAST NORTH CENTRAL. | | | | | | | | | | | | | | | | | | | | |
| White farmers, total..... | 15,937 | 9,033 | 11,133 | 6,455 | 2,672 | 1,466 | 727 | 240 | 1,408 | 871 | 146.58 | 85.86 | 102.39 | 61.36 | 24.58 | 13.94 | 6.68 | 2.28 | 12.93 | 8.28 |
| Owners..... | 13,160 | 7,327 | 8,600 | 5,303 | 2,577 | 1,460 | 682 | 234 | 1,262 | 825 | 131.55 | 78.75 | 86.03 | 53.40 | 25.78 | 14.68 | 6.32 | 2.36 | 12.92 | 8.30 |
| Managers..... | 35,203 | 20,532 | 24,822 | 14,804 | 6,302 | 3,444 | 1,204 | 467 | 2,934 | 1,757 | 166.33 | 94.43 | 117.09 | 68.36 | 29.73 | 15.84 | 5.68 | 2.15 | 13.84 | 8.05 |
| Tenants..... | 22,099 | 11,839 | 10,907 | 9,216 | 2,751 | 1,414 | 817 | 247 | 1,624 | 902 | 175.09 | 101.46 | 133.05 | 78.97 | 21.79 | 12.12 | 4.07 | 2.12 | 12.87 | 8.28 |
| Colored farmers, total..... | 6,467 | 3,913 | 4,383 | 2,842 | 1,110 | 565 | 264 | 92 | 710 | 414 | 104.28 | 65.95 | 70.68 | 47.89 | 17.91 | 9.52 | 4.25 | 1.55 | 11.45 | 6.88 |
| Owners..... | 4,893 | 3,103 | 3,035 | 2,138 | 1,003 | 553 | 228 | 90 | 627 | 376 | 87.22 | 57.90 | 64.10 | 39.15 | 17.87 | 10.22 | 4.05 | 1.66 | 11.18 | 6.83 |
| Managers..... | 24,228 | 10,764 | 16,258 | 12,815 | 4,660 | 1,937 | 1,136 | 214 | 2,731 | 1,799 | 181.43 | 107.99 | 121.75 | 82.55 | 34.15 | 12.47 | 5.01 | 1.88 | 17.02 | 11.50 |
| Tenants..... | 9,185 | 5,050 | 6,888 | 4,001 | 1,176 | 523 | 300 | 90 | 820 | 441 | 127.64 | 76.74 | 95.73 | 60.73 | 16.35 | 7.94 | 4.17 | 1.37 | 11.30 | 6.70 |
| WEST NORTH CENTRAL. | | | | | | | | | | | | | | | | | | | | |
| White farmers, total..... | 25,018 | 12,253 | 19,532 | 9,100 | 2,895 | 1,416 | 1,005 | 334 | 2,157 | 1,403 | 109.31 | 58.49 | 83.34 | 43.44 | 12.22 | 6.76 | 4.54 | 1.60 | 9.20 | 6.70 |
| Owners..... | 23,730 | 11,994 | 17,573 | 8,501 | 2,908 | 1,490 | 1,070 | 349 | 2,169 | 1,458 | 100.33 | 54.91 | 74.18 | 39.00 | 12.53 | 6.91 | 4.52 | 1.61 | 9.15 | 6.73 |
| Managers..... | 48,152 | 28,063 | 36,949 | 21,004 | 5,484 | 2,838 | 1,330 | 560 | 5,200 | 3,691 | 85.01 | 46.86 | 63.64 | 35.07 | 9.63 | 4.74 | 2.35 | 0.94 | 9.34 | 6.11 |
| Tenants..... | 28,452 | 12,950 | 22,766 | 9,993 | 2,594 | 1,204 | 1,048 | 290 | 1,624 | 1,226 | 129.29 | 68.73 | 103.46 | 53.93 | 11.79 | 6.54 | 4.70 | 1.61 | 9.29 | 6.66 |
| Colored farmers, total..... | 9,725 | 5,650 | 7,238 | 4,222 | 961 | 459 | 373 | 137 | 1,174 | 833 | 44.50 | 25.43 | 33.12 | 10.00 | 4.40 | 2.07 | 1.61 | 0.62 | 5.37 | 3.75 |
| Owners..... | 9,430 | 5,731 | 6,844 | 4,200 | 973 | 460 | 373 | 146 | 1,240 | 910 | 36.50 | 21.40 | 26.49 | 15.71 | 3.77 | 1.74 | 1.44 | 0.54 | 4.80 | 3.40 |
| Managers..... | 25,894 | 24,077 | 19,477 | 18,066 | 2,452 | 1,135 | 580 | 269 | 3,879 | 3,007 | 93.91 | 62.03 | 70.64 | 40.65 | 8.89 | 5.50 | 2.12 | 0.69 | 10.20 | 9.29 |
| Tenants..... | 9,706 | 4,824 | 7,695 | 3,825 | 866 | 385 | 289 | 105 | 910 | 509 | 83.57 | 61.97 | 65.84 | 40.14 | 7.41 | 4.94 | 2.47 | 1.35 | 7.84 | 6.54 |
| SOUTH ATLANTIC. | | | | | | | | | | | | | | | | | | | | |
| White farmers, total..... | 6,419 | 3,317 | 4,124 | 2,099 | 1,312 | 704 | 312 | 112 | 671 | 402 | 62.55 | 29.12 | 40.18 | 18.43 | 12.79 | 6.18 | 3.04 | 0.99 | 6.54 | 3.53 |
| Owners..... | 6,095 | 3,613 | 4,158 | 2,215 | 1,456 | 814 | 354 | 130 | 727 | 454 | 60.01 | 27.96 | 37.27 | 17.14 | 13.05 | 6.20 | 3.17 | 1.01 | 6.52 | 3.51 |
| Managers..... | 33,108 | 17,662 | 23,452 | 12,534 | 6,069 | 3,277 | 1,755 | 498 | 2,412 | 1,253 | 68.78 | 41.34 | 48.72 | 29.51 | 12.61 | 7.71 | 2.44 | 1.17 | 5.01 | 2.65 |
| Tenants..... | 4,987 | 2,330 | 3,406 | 1,500 | 875 | 418 | 202 | 67 | 503 | 270 | 68.68 | 30.89 | 46.90 | 20.80 | 12.00 | 5.54 | 2.79 | 0.89 | 6.93 | 3.66 |
| Colored farmers, total..... | 3,015 | 1,247 | 2,095 | 833 | 479 | 200 | 110 | 37 | 331 | 177 | 63.49 | 25.11 | 44.11 | 18.73 | 10.08 | 4.03 | 2.31 | 0.75 | 6.98 | 3.58 |
| Owners..... | 2,841 | 1,280 | 1,752 | 705 | 583 | 271 | 135 | 50 | 370 | 195 | 62.85 | 23.12 | 32.60 | 13.81 | 10.84 | 4.88 | 2.52 | 0.90 | 6.89 | 3.52 |
| Managers..... | 13,301 | 8,847 | 8,456 | 6,140 | 3,190 | 1,815 | 518 | 227 | 1,131 | 665 | 87.21 | 43.82 | 55.44 | 30.41 | 20.85 | 8.99 | 3.40 | 1.12 | 7.42 | 3.29 |
| Tenants..... | 3,043 | 1,212 | 2,198 | 840 | 431 | 167 | 99 | 31 | 314 | 168 | 67.80 | 25.83 | 49.04 | 18.02 | 9.62 | 3.56 | 2.21 | 0.67 | 7.01 | 3.53 |
| EAST SOUTH CENTRAL. | | | | | | | | | | | | | | | | | | | | |
| White farmers, total..... | 4,905 | 2,545 | 3,192 | 1,533 | 882 | 501 | 203 | 89 | 648 | 422 | 54.68 | 26.88 | 35.87 | 18.19 | 9.61 | 5.29 | 2.27 | 0.94 | 7.22 | 4.45 |
| Owners..... | 5,524 | 2,967 | 3,510 | 1,734 | 1,022 | 623 | 244 | 110 | 747 | 500 | 51.86 | 25.49 | 32.96 | 14.90 | 8.60 | 5.35 | 2.20 | 0.95 | 7.01 | 4.29 |
| Managers..... | 33,940 | 17,421 | 24,219 | 11,880 | 4,577 | 2,926 | 1,193 | 612 | 3,651 | 2,003</ | | | | | | | | | | |

TABLE 21.—AVERAGE VALUE OF ALL FARM PROPERTY AND OF THE SEVERAL CLASSES, PER FARM AND PER ACRE, BY COLOR AND TENURE, BY DIVISIONS AND STATES: 1920 AND 1910—Continued.

[All averages based on Tables 12, 14, 15, 17, and 18. Averages for land and buildings together in Tables 19 and 20.]

| DIVISION OR STATE AND COLOR AND TENURE. | AVERAGE VALUE PER FARM. | | | | | | | | | | AVERAGE VALUE PER ACRE. | | | | | | | | | |
|---|-------------------------|---------|----------|---------|------------|--------|---------------------------|-------|-------------|---------|-------------------------|----------|---------|----------|------------|----------|---------------------------|--------|-------------|----------|
| | All farm property. | | Land. | | Buildings. | | Implements and machinery. | | Live stock. | | All farm property. | | Land. | | Buildings. | | Implements and machinery. | | Live stock. | |
| | 1920 | 1910 | 1920 | 1910 | 1920 | 1910 | 1920 | 1910 | 1920 | 1910 | 1920 | 1910 | 1920 | 1910 | 1920 | 1910 | 1920 | 1910 | 1920 | 1910 |
| GEOG. DIVISIONS— | | | | | | | | | | | | | | | | | | | | |
| Con. | | | | | | | | | | | | | | | | | | | | |
| MOUNTAIN. | | | | | | | | | | | | | | | | | | | | |
| White farmers, total. | \$16,929 | \$9,877 | \$11,616 | \$6,606 | \$1,502 | \$821 | \$790 | \$278 | \$3,022 | \$2,172 | \$34.73 | \$29.49 | \$23.83 | \$19.72 | \$3.08 | \$2.45 | \$1.62 | \$0.83 | \$6.20 | \$6.48 |
| Owners..... | 15,321 | 8,467 | 10,331 | 5,504 | 1,438 | 754 | 765 | 261 | 2,787 | 1,949 | 33.72 | 31.23 | 22.74 | 20.30 | 3.17 | 2.78 | 1.68 | 0.96 | 6.13 | 7.19 |
| Managers..... | 78,810 | 64,369 | 51,805 | 42,384 | 5,033 | 3,494 | 2,042 | 1,070 | 19,931 | 17,421 | 24.90 | 16.93 | 16.37 | 11.15 | 1.59 | 0.92 | 0.65 | 0.28 | 6.30 | 4.58 |
| Tenants..... | 18,728 | 12,804 | 14,083 | 9,982 | 1,453 | 958 | 790 | 300 | 2,401 | 1,655 | 51.06 | 40.07 | 38.89 | 31.02 | 3.96 | 2.98 | 2.15 | 0.93 | 6.55 | 5.14 |
| Colored farmers, total | 7,871 | 3,113 | 5,465 | 1,946 | 547 | 120 | 377 | 75 | 1,482 | 973 | 42.98 | 31.85 | 29.84 | 19.91 | 2.99 | 1.23 | 2.06 | 0.77 | 8.09 | 9.95 |
| Owners..... | 6,169 | 2,833 | 3,886 | 1,678 | 439 | 106 | 303 | 67 | 1,641 | 982 | 31.72 | 29.02 | 17.54 | 11.15 | 2.26 | 1.11 | 1.60 | 0.70 | 7.92 | 10.26 |
| Managers..... | 32,078 | 25,044 | 19,337 | 10,694 | 6,514 | 1,238 | 1,182 | 671 | 5,645 | 3,441 | 26.25 | 34.47 | 15.53 | 27.11 | 5.23 | 1.70 | 0.95 | 0.92 | 4.53 | 4.74 |
| Tenants..... | 14,253 | 8,169 | 11,619 | 6,086 | 838 | 367 | 665 | 213 | 1,130 | 604 | 130.53 | 78.00 | 106.42 | 66.70 | 7.67 | 3.50 | 6.09 | 2.03 | 10.35 | 5.76 |
| PACIFIC. | | | | | | | | | | | | | | | | | | | | |
| White farmers, total. | 22,653 | 14,750 | 17,701 | 11,899 | 2,183 | 1,238 | 999 | 353 | 1,769 | 1,260 | 92.30 | 53.79 | 72.12 | 43.39 | 8.90 | 4.52 | 4.07 | 1.29 | 7.21 | 4.59 |
| Owners..... | 19,122 | 12,309 | 14,598 | 9,730 | 2,111 | 1,199 | 920 | 320 | 1,492 | 1,060 | 94.07 | 56.06 | 71.82 | 44.32 | 10.39 | 5.46 | 4.53 | 1.46 | 7.34 | 4.83 |
| Managers..... | 83,551 | 62,200 | 69,408 | 52,350 | 5,713 | 3,249 | 2,283 | 1,072 | 6,146 | 5,629 | 83.92 | 40.55 | 69.72 | 34.13 | 5.74 | 2.12 | 2.29 | 0.70 | 6.17 | 3.60 |
| Tenants..... | 27,794 | 18,794 | 22,518 | 15,782 | 1,907 | 1,032 | 1,128 | 393 | 2,241 | 1,526 | 91.73 | 56.77 | 74.32 | 47.68 | 0.29 | 3.30 | 3.72 | 1.19 | 7.40 | 4.61 |
| Colored farmers, total | 22,949 | 10,506 | 20,350 | 9,149 | 1,123 | 562 | 797 | 230 | 679 | 575 | 264.53 | 87.61 | 234.57 | 76.29 | 12.95 | 4.60 | 9.18 | 1.92 | 7.83 | 4.79 |
| Owners..... | 12,063 | 6,329 | 10,160 | 5,050 | 1,047 | 391 | 513 | 186 | 963 | 708 | 94.03 | 35.13 | 75.33 | 28.03 | 7.77 | 2.17 | 3.60 | 1.03 | 7.14 | 3.90 |
| Managers..... | 53,181 | 21,786 | 47,530 | 18,307 | 2,711 | 2,477 | 2,074 | 432 | 866 | 570 | 317.99 | 176.63 | 284.20 | 148.42 | 10.21 | 20.08 | 12.40 | 3.50 | 5.18 | 4.62 |
| Tenants..... | 25,718 | 13,519 | 23,175 | 12,165 | 1,100 | 622 | 861 | 260 | 575 | 472 | 380.04 | 189.44 | 342.48 | 170.47 | 16.35 | 8.72 | 12.72 | 3.64 | 8.50 | 6.61 |
| NEW ENGLAND. | | | | | | | | | | | | | | | | | | | | |
| Maine. | | | | | | | | | | | | | | | | | | | | |
| White farmers, total. | 5,610 | 3,321 | 2,372 | 1,441 | 1,860 | 1,219 | 552 | 241 | 825 | 419 | 49.85 | 31.65 | 21.08 | 13.73 | 16.53 | 11.61 | 4.91 | 2.30 | 7.33 | 4.00 |
| Owners..... | 5,408 | 3,279 | 2,309 | 1,414 | 1,817 | 1,203 | 553 | 243 | 810 | 410 | 49.23 | 31.29 | 20.68 | 13.49 | 16.27 | 11.48 | 4.95 | 2.32 | 7.33 | 4.00 |
| Managers..... | 13,530 | 6,450 | 5,924 | 2,730 | 5,227 | 2,055 | 921 | 355 | 1,458 | 709 | 72.94 | 41.04 | 31.94 | 17.37 | 28.18 | 16.89 | 4.97 | 2.26 | 7.86 | 4.51 |
| Tenants..... | 5,027 | 3,024 | 2,407 | 1,642 | 1,605 | 1,007 | 408 | 165 | 712 | 316 | 48.82 | 34.57 | 23.38 | 17.62 | 14.62 | 11.51 | 3.01 | 1.89 | 6.91 | 3.54 |
| Colored farmers, total | 4,988 | 1,830 | 2,523 | 675 | 1,662 | 803 | 163 | 136 | 639 | 216 | 68.04 | 35.61 | 34.42 | 13.14 | 22.67 | 15.62 | 2.23 | 2.64 | 8.72 | 4.21 |
| Owners..... | 4,988 | 1,879 | 2,523 | 687 | 1,662 | 813 | 163 | 140 | 639 | 239 | 68.04 | 36.45 | 34.42 | 13.32 | 22.67 | 15.77 | 2.23 | 2.84 | 8.72 | 4.04 |
| Managers..... | | 920 | | 300 | | 600 | | 20 | | | | 24.80 | | | 16.22 | | 0.54 | | | |
| Tenants..... | | 1,717 | | 700 | | 783 | | 133 | | 100 | | 31.41 | | | 12.80 | | 2.44 | | | 1.84 |
| New Hampshire. | | | | | | | | | | | | | | | | | | | | |
| White farmers, total. | 5,783 | 3,833 | 2,312 | 1,645 | 2,075 | 1,530 | 463 | 217 | 933 | 440 | 45.57 | 31.90 | 18.22 | 13.69 | 16.35 | 12.73 | 3.65 | 1.81 | 7.35 | 3.66 |
| Owners..... | 5,404 | 3,688 | 2,148 | 1,572 | 1,919 | 1,408 | 451 | 216 | 893 | 432 | 43.78 | 31.54 | 17.40 | 13.44 | 15.50 | 12.56 | 3.65 | 1.84 | 7.23 | 3.69 |
| Managers..... | 20,533 | 11,403 | 8,089 | 5,203 | 5,451 | 4,075 | 1,103 | 485 | 2,230 | 981 | 72.65 | 30.99 | 30.74 | 17.07 | 29.90 | 15.17 | 4.12 | 1.87 | 7.89 | 3.18 |
| Tenants..... | 5,049 | 2,977 | 2,000 | 1,288 | 1,735 | 1,193 | 364 | 140 | 960 | 350 | 46.27 | 31.78 | 17.93 | 13.75 | 15.56 | 12.73 | 3.18 | 1.50 | 8.30 | 3.80 |
| Colored farmers, total | 4,230 | 4,906 | 782 | 2,117 | 1,318 | 2,070 | 191 | 214 | 1,939 | 508 | 40.12 | 79.30 | 7.42 | 34.21 | 12.50 | 33.46 | 1.81 | 3.45 | 18.39 | 8.18 |
| Owners..... | 2,296 | 1,215 | 613 | 546 | 904 | 454 | 181 | 32 | 598 | 133 | 24.68 | 25.98 | 6.50 | 11.68 | 9.68 | 9.71 | 1.94 | 1.75 | 6.40 | 2.84 |
| Managers..... | 26,936 | 12,025 | 3,000 | 5,000 | 7,000 | 5,000 | 500 | 25 | 16,302 | 2,000 | 32.88 | 6,012.50 | 9.23 | 5,000.00 | 21.54 | 2,500.00 | 1.54 | 12.60 | 50.57 | 1,000.00 |
| Tenants..... | 4,730 | 23,497 | 600 | 10,100 | 600 | 10,300 | | 1,100 | 3,530 | 1,997 | 157.67 | 128.75 | 20.00 | 55.34 | 20.00 | 56.44 | | 6.03 | 117.67 | 10.94 |
| Vermont. | | | | | | | | | | | | | | | | | | | | |
| White farmers, total. | 7,663 | 4,446 | 2,853 | 1,785 | 2,621 | 1,657 | 730 | 311 | 1,458 | 692 | 52.60 | 31.18 | 19.58 | 12.52 | 17.99 | 11.62 | 5.01 | 2.18 | 10.01 | 4.86 |
| Owners..... | 7,138 | 4,121 | 2,613 | 1,605 | 2,431 | 1,551 | 720 | 307 | 1,374 | 658 | 50.93 | 30.30 | 18.64 | 11.80 | 17.34 | 11.40 | 5.14 | 2.25 | 9.80 | 4.84 |
| Managers..... | 21,097 | 14,430 | 8,607 | 6,728 | 8,490 | 5,752 | 1,310 | 607 | 2,790 | 1,344 | 79.58 | 43.88 | 32.09 | 20.46 | 32.03 | 17.49 | 4.94 | 1.84 | 10.52 | 4.09 |
| Tenants..... | 9,314 | 5,139 | 3,687 | 2,262 | 3,054 | 1,754 | 711 | 295 | 1,801 | 828 | 55.87 | 32.27 | 22.12 | 14.21 | 18.32 | 11.01 | 4.27 | 1.85 | 11.17 | 5.20 |
| Colored farmers, total | 5,778 | 2,658 | 2,672 | 1,005 | 1,498 | 1,113 | 612 | 148 | 997 | 393 | 36.38 | 27.73 | 16.81 | 10.49 | 9.42 | 11.61 | 3.85 | 1.54 | 8.27 | 4.10 |
| Owners..... | 5,751 | 2,625 | 2,639 | 935 | 1,510 | 1,132 | 604 | 156 | 939 | 401 | 39.28 | 26.35 | 18.02 | 9.39 | 10.31 | 11.36 | 4.53 | 1.57 | 6.41 | 4.03 |
| Managers..... | 4,034 | 1,700 | 1,733 | 1,200 | 1,232 | 600 | 133 | | 994 | | 29.23 | 17.36 | 12.56 | 12.24 | 8.94 | 5.10 | 0.97 | | 6.77 | |
| Tenants..... | 7,227 | 3,417 | 3,550 | 1,500 | 1,025 | 1,250 | 700 | 150 | 1,352 | 517 | 30.08 | 54.06 | 14.78 | 24.00 | 6.70 | 20.00 | 2.91 | 2.40 | 5.69 | 8.26 |
| Massachusetts. | | | | | | | | | | | | | | | | | | | | |
| White farmers, total. | 9,411 | 6,146 | 3,999 | 2,864 | 3,758 | 2,405 | 607 | 314 | 1,049 | 503 | 120.54 | 78.75 | 51.22 | 36.70 | 48.11 | 30.82 | 7.77 | 4.02 | 13.44 | 7.21 |
| Owners..... | 7,997 | 5,310 | 3,231 | 2,332 | 3,267 | 2,173 | 564 | 292 | 934 | 513 | 110.88 | 72.55 | 44.80 | 31.86 | 45.30 | 29.09 | 7.82 | 3.99 | 12.95 | 7.01 |
| Managers..... | 36,071 | 22,037 | 17,691 | 12,305 | 13,733 | 7,442 | 1,617 | 829 | 3,031 | 1,401 | 187.30 | 123.90 | 91.89 | 69.18 | 71.33 | 41.84 | 8.40 | 4.66 | 15.74 | 8.22 |
| Tenants..... | 7,812 | 6,201 | 3,689 | 2,683 | 2,662 | 1,750 | 407 | 228 | 1,054 | 539 | 112.12 | 76.61 | 62.94 | 39.53 | 38.21 | 25.78 | 5.84 | 3.36 | 15.12 | 7.94 |
| Colored farmers, total | 3,827 | 2,802 | 1,487 | 1,264 | 1,602 | 1,170 | 183 | 113 | 564 | 255 | 82.84 | 76.13 | 32.20 | 34.33 | 34.67 | 31.78 | 3.97 | 3.08 | 12.00 | 6.93 |
| Owners..... | 3,261 | 2,599 | 1,146 | 1,130 | 1,390 | 1,090 | 157 | 113 | 569 | 258 | 92.30 | 73.57 | 32.44 | 32.22 | 30.38 | 30.84 | 4.44 | 3.20 | 16.10 | 7.31 |
| Managers..... | 12,916 | 9,509 | 6,614 | 4,875 | 5,100 | 4,200 | 586 | 163 | 616 | 271 | 74.66 | 140.87 | 36.23 | 72.22 | 29.48 | 62.22 | 3.39 | 2.41 | 3.56 | 4.02 |
| Tenants..... | 3,384 | 2,373 | 1,586 | 1,190 | 1,336 | 864 | 186 | 100 | 277 | 219 | 30.42 | 58.93 | 18.47 | 29.55 | 15.56 | 21.44 | 2.16 | 2.49 | 3.23 | 5.45 |
| Rhode Island. | | | | | | | | | | | | | | | | | | | | |
| White farmers, total. | 8,266 | 6,267 | 3,565 | 2,851 | 2,920 | 2,456 | 592 | 338 | 1,189 | 622 | 101.57 | 74.51 | 43.80 | 33.90 | 35.88 | 29.20 | 7.27 | 4.02 | 14.61 | 7.39 |
| Owners..... | 7,130 | 5,317 | 2,930 | 2,217 | 2,616 | 2,242 | 546 | 305 | 1,039 | 554 | 92.78 | 68.03 | 38.12 | 28.36 | 34.04 | 28.68 | 7.11 | 3.91 | 13.52 | 7.09 |
| Managers..... | 27,162 | 23,569 | 12,647 | 12,791 | 9,948 | 7,826 | 1,546 | 1,163 | 3,021 | 1,789 | 186.55 | 133.13 | 86.86 | 72.25 | 68 | | | | | |

TABLE 21.—AVERAGE VALUE OF ALL FARM PROPERTY AND OF THE SEVERAL CLASSES, PER FARM AND PER ACRE, BY COLOR AND TENURE, BY DIVISIONS AND STATES: 1920 AND 1910—Continued.

[All averages based on Tables 12, 14, 15, 17, and 18. Averages for land and buildings together in Tables 19 and 20.]

| DIVISION OR STATE AND COLOR AND TENURE | AVERAGE VALUE PER FARM. | | | | | | | | | | AVERAGE VALUE PER ACRE. | | | | | | | | | |
|--|-------------------------|---------|---------|---------|------------|---------|---------------------------|-------|-------------|-------|-------------------------|---------|---------|---------|------------|---------|---------------------------|--------|-------------|--------|
| | All farm property. | | Land. | | Buildings. | | Implements and machinery. | | Live stock. | | All farm property. | | Land. | | Buildings. | | Implements and machinery. | | Live stock. | |
| | 1920 | 1910 | 1920 | 1910 | 1920 | 1910 | 1920 | 1910 | 1920 | 1910 | 1920 | 1910 | 1920 | 1910 | 1920 | 1910 | 1920 | 1910 | 1920 | 1910 |
| MIDDLE ATLANTIC. | | | | | | | | | | | | | | | | | | | | |
| New York. | | | | | | | | | | | | | | | | | | | | |
| White farmers, total..... | \$9,888 | \$9,748 | \$4,110 | \$3,289 | \$3,273 | \$2,218 | \$880 | \$389 | \$1,624 | \$851 | \$92.51 | \$65.92 | \$38.46 | \$32.14 | \$30.62 | \$21.67 | \$8.24 | \$3.80 | \$15.20 | \$8.32 |
| Owners..... | 8,722 | 8,950 | 3,363 | 2,718 | 3,018 | 2,081 | 845 | 373 | 1,499 | 737 | 87.66 | 62.65 | 33.79 | 28.58 | 30.31 | 21.88 | 8.49 | 3.92 | 15.06 | 8.27 |
| Managers..... | 33,746 | 24,635 | 10,854 | 13,865 | 11,899 | 8,140 | 1,603 | 874 | 3,299 | 1,751 | 158.11 | 118.81 | 78.97 | 66.87 | 55.75 | 39.29 | 7.93 | 4.21 | 15.46 | 8.44 |
| Tenants..... | 11,847 | 8,057 | 5,667 | 4,451 | 3,309 | 2,191 | 931 | 405 | 1,041 | 1,010 | 95.16 | 67.31 | 45.52 | 37.19 | 26.58 | 18.31 | 7.48 | 3.38 | 15.59 | 8.43 |
| Colored farmers, total..... | 6,618 | 3,272 | 2,782 | 1,781 | 2,126 | 956 | 503 | 161 | 1,208 | 373 | 84.89 | 51.77 | 35.69 | 28.18 | 27.27 | 15.13 | 6.45 | 2.55 | 15.48 | 5.91 |
| Owners..... | 4,921 | 2,549 | 1,945 | 1,347 | 1,553 | 732 | 497 | 138 | 982 | 332 | 69.85 | 42.87 | 27.60 | 22.66 | 22.11 | 12.30 | 6.20 | 2.33 | 13.93 | 5.58 |
| Managers..... | 24,458 | 12,708 | 8,632 | 7,361 | 10,046 | 3,929 | 1,570 | 664 | 4,210 | 755 | 165.48 | 127.17 | 58.40 | 73.06 | 67.97 | 39.31 | 10.63 | 6.65 | 28.49 | 7.55 |
| Tenants..... | 9,552 | 7,132 | 5,002 | 4,109 | 2,602 | 2,152 | 519 | 253 | 1,420 | 614 | 102.40 | 84.34 | 53.63 | 48.69 | 27.89 | 25.45 | 5.56 | 3.05 | 15.32 | 7.26 |
| New Jersey. | | | | | | | | | | | | | | | | | | | | |
| White farmers, total..... | 10,601 | 7,660 | 4,828 | 3,729 | 3,680 | 2,797 | 867 | 395 | 1,226 | 779 | 137.04 | 99.10 | 62.42 | 48.25 | 47.58 | 36.18 | 11.20 | 5.10 | 15.84 | 9.56 |
| Owners..... | 9,156 | 6,554 | 3,987 | 3,014 | 3,351 | 2,543 | 793 | 363 | 1,025 | 634 | 139.72 | 100.53 | 60.84 | 48.23 | 51.14 | 39.01 | 12.10 | 5.57 | 15.03 | 9.72 |
| Managers..... | 34,701 | 28,778 | 17,810 | 15,347 | 11,953 | 10,697 | 1,998 | 1,007 | 2,944 | 1,728 | 162.57 | 132.07 | 89.44 | 70.43 | 56.00 | 49.09 | 9.34 | 4.62 | 13.79 | 7.93 |
| Tenants..... | 11,800 | 8,323 | 5,681 | 4,355 | 3,545 | 2,501 | 842 | 409 | 1,632 | 923 | 122.75 | 88.58 | 59.10 | 45.35 | 32.88 | 26.70 | 9.80 | 4.31 | 16.98 | 9.72 |
| Colored farmers, total..... | 4,961 | 4,146 | 2,533 | 2,166 | 1,485 | 1,405 | 347 | 178 | 596 | 398 | 100.84 | 88.27 | 51.49 | 48.11 | 30.18 | 29.90 | 7.05 | 3.78 | 12.12 | 5.47 |
| Owners..... | 3,268 | 2,173 | 1,581 | 1,025 | 1,135 | 775 | 235 | 123 | 367 | 244 | 103.47 | 84.64 | 45.40 | 39.94 | 35.93 | 30.20 | 7.44 | 4.36 | 11.63 | 9.51 |
| Managers..... | 15,690 | 16,827 | 7,285 | 9,369 | 5,590 | 6,044 | 896 | 528 | 1,818 | 855 | 157.63 | 202.73 | 73.06 | 112.88 | 56.52 | 72.82 | 9.06 | 6.66 | 18.39 | 10.67 |
| Tenants..... | 6,134 | 5,128 | 3,362 | 2,752 | 1,561 | 1,630 | 437 | 198 | 773 | 547 | 91.97 | 70.86 | 50.41 | 38.03 | 23.41 | 22.53 | 6.55 | 2.74 | 11.60 | 7.50 |
| Pennsylvania. | | | | | | | | | | | | | | | | | | | | |
| White farmers, total..... | 8,550 | 5,717 | 3,589 | 2,874 | 2,970 | 1,874 | 811 | 323 | 1,181 | 646 | 97.88 | 87.39 | 41.08 | 33.88 | 33.99 | 22.09 | 9.28 | 3.81 | 13.52 | 7.61 |
| Owners..... | 7,452 | 4,933 | 2,905 | 2,331 | 2,714 | 1,711 | 766 | 301 | 1,068 | 589 | 91.36 | 62.77 | 35.61 | 29.67 | 33.27 | 21.77 | 9.38 | 3.84 | 13.09 | 7.49 |
| Managers..... | 26,899 | 17,582 | 13,100 | 9,930 | 9,569 | 5,723 | 1,593 | 708 | 2,638 | 1,220 | 153.66 | 107.16 | 74.83 | 60.52 | 54.66 | 34.88 | 9.10 | 4.32 | 15.07 | 7.44 |
| Tenants..... | 10,150 | 7,202 | 5,007 | 4,077 | 3,193 | 2,101 | 655 | 362 | 1,420 | 779 | 106.56 | 74.14 | 50.75 | 41.27 | 32.36 | 26.70 | 9.01 | 3.66 | 14.45 | 7.94 |
| Colored farmers, total..... | 8,800 | 4,915 | 4,272 | 3,031 | 2,959 | 1,323 | 508 | 173 | 1,061 | 388 | 147.35 | 88.32 | 71.53 | 54.47 | 49.54 | 23.78 | 8.51 | 3.10 | 17.77 | 6.98 |
| Owners..... | 4,684 | 3,006 | 1,724 | 1,548 | 1,797 | 993 | 351 | 136 | 802 | 330 | 120.00 | 64.43 | 44.10 | 33.18 | 46.05 | 21.27 | 9.25 | 2.90 | 20.55 | 7.07 |
| Managers..... | 20,621 | 15,105 | 13,392 | 8,925 | 10,576 | 4,960 | 1,511 | 410 | 1,443 | 809 | 287.76 | 136.36 | 144.76 | 80.57 | 114.32 | 44.78 | 16.33 | 3.90 | 12.35 | 7.31 |
| Tenants..... | 10,678 | 6,841 | 6,029 | 4,888 | 2,680 | 1,323 | 462 | 203 | 1,502 | 428 | 123.04 | 107.82 | 69.47 | 77.03 | 30.95 | 20.85 | 5.32 | 3.20 | 17.31 | 6.74 |
| EAST NORTH CENTRAL. | | | | | | | | | | | | | | | | | | | | |
| Ohio. | | | | | | | | | | | | | | | | | | | | |
| White farmers, total..... | 12,094 | 7,019 | 7,872 | 4,743 | 2,526 | 1,359 | 573 | 189 | 1,123 | 728 | 131.75 | 78.99 | 85.76 | 53.38 | 27.51 | 15.30 | 6.24 | 2.13 | 13.24 | 8.19 |
| Owners..... | 10,410 | 6,356 | 6,456 | 4,134 | 2,407 | 1,342 | 528 | 181 | 1,010 | 698 | 123.24 | 75.93 | 70.43 | 49.39 | 28.50 | 16.04 | 6.25 | 2.17 | 12.06 | 8.33 |
| Managers..... | 32,308 | 19,325 | 21,401 | 13,443 | 7,214 | 4,036 | 1,161 | 440 | 2,532 | 1,406 | 175.63 | 105.00 | 110.34 | 73.04 | 39.21 | 21.93 | 6.31 | 2.30 | 13.77 | 7.04 |
| Tenants..... | 15,247 | 8,234 | 10,604 | 5,950 | 2,610 | 1,306 | 655 | 199 | 1,313 | 770 | 144.73 | 83.77 | 101.22 | 60.53 | 24.54 | 13.29 | 6.21 | 2.03 | 12.46 | 7.82 |
| Colored farmers, total..... | 6,605 | 3,542 | 4,367 | 2,495 | 1,281 | 578 | 264 | 76 | 693 | 392 | 106.30 | 64.71 | 70.28 | 45.58 | 20.61 | 10.57 | 4.25 | 1.39 | 11.16 | 7.16 |
| Owners..... | 4,749 | 2,660 | 2,887 | 1,724 | 1,076 | 534 | 207 | 71 | 579 | 340 | 90.06 | 67.09 | 54.75 | 36.88 | 20.41 | 11.41 | 3.92 | 1.52 | 10.98 | 7.27 |
| Managers..... | 23,644 | 13,072 | 15,49 | 8,755 | 4,988 | 2,162 | 1,105 | 138 | 2,022 | 1,222 | 187.77 | 118.07 | 123.06 | 79.08 | 39.61 | 19.53 | 8.77 | 1.20 | 16.34 | 18.26 |
| Tenants..... | 9,150 | 4,986 | 6,563 | 3,869 | 1,437 | 603 | 322 | 84 | 828 | 430 | 119.50 | 71.86 | 85.71 | 55.75 | 18.77 | 8.69 | 4.20 | 1.22 | 10.81 | 6.20 |
| Indiana. | | | | | | | | | | | | | | | | | | | | |
| White farmers, total..... | 14,849 | 8,409 | 10,750 | 6,173 | 2,202 | 1,237 | 622 | 191 | 1,275 | 808 | 144.46 | 84.94 | 104.58 | 62.35 | 21.42 | 12.50 | 6.05 | 1.93 | 12.40 | 8.16 |
| Owners..... | 12,760 | 7,675 | 8,862 | 5,425 | 2,138 | 1,272 | 582 | 188 | 1,178 | 701 | 135.92 | 81.66 | 94.40 | 57.72 | 22.77 | 13.53 | 6.20 | 2.00 | 12.55 | 8.41 |
| Managers..... | 32,061 | 18,621 | 23,471 | 14,215 | 4,713 | 2,260 | 1,004 | 333 | 2,874 | 1,813 | 167.75 | 88.27 | 115.49 | 67.38 | 23.19 | 10.72 | 4.94 | 1.58 | 14.14 | 8.69 |
| Tenants..... | 18,617 | 9,736 | 14,254 | 7,009 | 2,248 | 1,121 | 692 | 193 | 1,422 | 813 | 157.90 | 91.36 | 120.90 | 71.40 | 10.07 | 10.52 | 5.87 | 1.81 | 12.06 | 7.63 |
| Colored farmers, total..... | 8,437 | 4,749 | 6,336 | 3,666 | 1,104 | 563 | 228 | 81 | 769 | 440 | 131.45 | 84.98 | 98.71 | 65.60 | 17.21 | 10.07 | 3.55 | 1.45 | 11.97 | 7.87 |
| Owners..... | 6,981 | 4,337 | 4,819 | 3,257 | 1,171 | 572 | 204 | 83 | 788 | 426 | 123.47 | 85.23 | 85.23 | 61.01 | 20.71 | 10.71 | 3.60 | 1.55 | 18.93 | 7.97 |
| Managers..... | 20,920 | 15,904 | 16,239 | 12,100 | 2,629 | 2,655 | 807 | 124 | 1,246 | 1,024 | 121.08 | 114.58 | 93.98 | 87.18 | 15.21 | 19.13 | 4.07 | 0.90 | 7.21 | 7.38 |
| Tenants..... | 9,512 | 4,835 | 7,629 | 3,875 | 939 | 451 | 226 | 76 | 719 | 433 | 141.04 | 86.82 | 113.12 | 69.59 | 13.92 | 8.09 | 3.35 | 1.37 | 10.66 | 7.77 |
| Illinois. | | | | | | | | | | | | | | | | | | | | |
| White farmers, total..... | 28,185 | 15,566 | 22,197 | 12,318 | 3,161 | 1,724 | 941 | 294 | 1,885 | 1,280 | 208.66 | 130.19 | 164.33 | 95.12 | 23.40 | 13.31 | 6.97 | 2.27 | 13.95 | 9.50 |
| Owners..... | 23,003 | 13,723 | 17,221 | 10,406 | 3,140 | 1,313 | 558 | 286 | 1,778 | 1,218 | 187.13 | 111.62 | 140.09 | 84.64 | 25.59 | 14.75 | 6.98 | 2.32 | 14.47 | 9.91 |
| Managers..... | 52,576 | 30,250 | 40,990 | 23,659 | 6,651 | 3,578 | 1,288 | 533 | 3,650 | 2,485 | 251.29 | 129.49 | 195.92 | 101.26 | 31.79 | 15.32 | 6.15 | 2.28 | 17.44 | 10.63 |
| Tenants..... | 34,146 | 17,794 | 28,079 | 14,719 | 3,063 | 1,557 | 1,038 | 300 | 1,965 | 1,219 | 229.97 | 130.69 | 189.11 | 108.02 | 20.63 | 11.43 | 6.90 | 2.20 | 13.23 | 8.95 |
| Colored farmers, total..... | 7,917 | 4,770 | 5,931 | 3,732 | 882 | 472 | 243 | 94 | 861 | 472 | 122.53 | 77.35 | 91.79 | 60.51 | 13.64 | 7.66 | 3.76 | 1.52 | 13.33 | 7.66 |
| Owners..... | 5,728 | 3,686 | 3,871 | 2,612 | 890 | 526 | 207 | 91 | 701 | 457 | 91.43 | 66.47 | 61.78 | 47.11 | 14.20 | 9.48 | 3.30 | 1.64 | 12.15 | 8.24 |
| Managers..... | 31,191 | 31,729 | 24,944 | 20,795 | 2,233 | 1,500 | 802 | 419 | 3,211 | 3,011 | 260.55 | 110.07 | 208.45 | 92.97 | 18.66 | 5.20 | 6.70 | 1.45 | 26.83 | 10.45 |
| Tenants..... | 10,659 | 5,370 | 8,586 | 4,480 | 834 | 375 | 285 | 88 | 953 | 418 | 161.02 | 85.20 | 129.71 | 71.22 | 12.60 | 5.94 | 4.30 | 1.40 | 14.40 | 6.63 |
| Michigan. | | | | | | | | | | | | | | | | | | | | |
| White farmers, total..... | 8,991 | 5,271 | 4,890 | 2,978 | 2,435 | 1,355 | 624 | 242 | 1,041 | 667 | 92.69 | 57.51 | 50.41 | 32.49 | 25.10 | 15.11 | 6.43 | 2.84 | 10.79 | 7.28 |
| Owners..... | 8,218 | 4,945 | 4,519 | 2,727 | 2,320 | 1,338 | 604 | 238 | 975 | 642 | 80.98 | 56.32 | 47.29 | 31.06 | | | | | | |

COLOR AND TENURE OF FARMER.

TABLE 21.—AVERAGE VALUE OF ALL FARM PROPERTY AND OF THE SEVERAL CLASSES, PER FARM AND PER ACRE, BY COLOR AND TENURE, BY DIVISIONS AND STATES, 1920 AND 1910—Continued.

[All averages based on Tables 12, 14, 15, 17, and 18. Averages for land and buildings together in Tables 19 and 20.]

| DIVISION OR STATE AND COLOR AND TENURE | AVERAGE VALUE PER FARM. | | | | | | | | | | AVERAGE VALUE PER ACRE. | | | | | | | | | |
|--|-------------------------|---------|---------|---------|------------|---------|----------------------------|-------|-------------|--------|-------------------------|---------|---------|---------|------------|---------|----------------------------|--------|-------------|--------|
| | All farm property. | | Land. | | Buildings. | | Imple-ments and machinery. | | Live stock. | | All farm property. | | Land. | | Buildings. | | Imple-ments and machinery. | | Live stock. | |
| | 1920. | 1910. | 1920. | 1910. | 1920. | 1910. | 1920. | 1910. | 1920. | 1910. | 1920. | 1910. | 1920. | 1910. | 1920. | 1910. | 1920. | 1910. | 1920. | 1910. |
| E. NORTH CENTRAL—Con. | | | | | | | | | | | | | | | | | | | | |
| Wisconsin. | | | | | | | | | | | | | | | | | | | | |
| White farmers, total..... | \$14,179 | \$7,994 | \$8,574 | \$5,158 | \$3,013 | \$1,839 | \$885 | \$300 | \$1,707 | \$867 | \$120.95 | \$67.14 | \$73.14 | \$43.32 | \$25.70 | \$13.77 | \$7.55 | \$2.52 | \$14.56 | \$7.53 |
| Owners..... | 13,282 | 7,471 | 7,877 | 4,731 | 2,928 | 1,591 | 871 | 294 | 1,806 | 854 | 118.87 | 64.88 | 70.32 | 41.08 | 26.14 | 13.82 | 7.78 | 2.55 | 14.34 | 7.41 |
| Managers..... | 27,257 | 19,408 | 16,672 | 12,632 | 6,236 | 4,367 | 1,305 | 620 | 3,044 | 1,789 | 124.37 | 79.15 | 76.07 | 51.51 | 28.45 | 17.81 | 5.90 | 2.53 | 13.89 | 7.29 |
| Tenants..... | 18,251 | 10,523 | 11,926 | 7,329 | 3,225 | 1,770 | 926 | 315 | 2,174 | 1,108 | 131.07 | 77.71 | 80.04 | 54.13 | 23.27 | 13.08 | 6.08 | 2.33 | 15.68 | 8.18 |
| Colored farmers, total..... | 4,026 | 3,163 | 2,331 | 2,196 | 870 | 554 | 257 | 107 | 567 | 306 | 78.28 | 46.82 | 45.33 | 32.51 | 16.93 | 8.21 | 5.00 | 1.58 | 11.03 | 4.53 |
| Owners..... | 3,875 | 3,135 | 2,271 | 2,198 | 841 | 545 | 252 | 102 | 511 | 290 | 76.01 | 46.50 | 44.54 | 32.60 | 16.50 | 8.00 | 4.94 | 1.51 | 10.02 | 4.30 |
| Managers..... | 85,593 | 3,020 | 15,167 | 1,375 | 7,000 | 700 | 1,683 | 273 | 11,763 | 672 | 176.40 | 89.86 | 75.21 | 13.15 | 34.71 | 9.24 | 8.25 | 3.60 | 58.33 | 8.87 |
| Tenants..... | 4,016 | 3,583 | 2,306 | 2,252 | 867 | 667 | 224 | 168 | 620 | 496 | 87.31 | 52.25 | 50.13 | 32.83 | 18.84 | 9.72 | 4.80 | 2.46 | 13.47 | 7.24 |
| WEST NORTH CENTRAL. | | | | | | | | | | | | | | | | | | | | |
| Minnesota. | | | | | | | | | | | | | | | | | | | | |
| White farmers, total..... | 21,239 | 9,468 | 15,424 | 6,536 | 3,089 | 1,560 | 1,015 | 335 | 1,710 | 1,036 | 125.37 | 53.36 | 91.04 | 36.83 | 19.23 | 8.79 | 5.99 | 1.89 | 10.10 | 5.84 |
| Owners..... | 19,135 | 8,881 | 13,491 | 5,998 | 3,037 | 1,548 | 983 | 330 | 1,624 | 1,006 | 120.81 | 52.43 | 85.18 | 35.41 | 19.17 | 9.14 | 6.21 | 1.95 | 10.25 | 5.94 |
| Managers..... | 36,461 | 19,798 | 25,222 | 13,822 | 6,271 | 3,306 | 1,344 | 631 | 3,624 | 2,039 | 131.26 | 58.44 | 90.80 | 40.80 | 22.57 | 9.76 | 4.84 | 1.86 | 13.05 | 6.02 |
| Tenants..... | 27,012 | 11,269 | 20,878 | 8,270 | 3,131 | 1,542 | 1,101 | 343 | 1,902 | 1,114 | 135.98 | 55.95 | 105.10 | 41.06 | 15.76 | 7.06 | 5.54 | 1.70 | 9.58 | 5.53 |
| Colored farmers, total..... | 5,747 | 3,027 | 3,326 | 1,882 | 856 | 520 | 323 | 161 | 1,940 | 464 | 58.67 | 37.55 | 33.95 | 23.35 | 8.76 | 6.45 | 3.30 | 1.99 | 12.68 | 5.76 |
| Owners..... | 5,635 | 3,232 | 3,149 | 1,828 | 798 | 503 | 329 | 172 | 1,922 | 497 | 54.27 | 33.25 | 30.87 | 20.77 | 8.00 | 5.70 | 3.22 | 1.74 | 12.37 | 5.04 |
| Managers..... | 7,577 | 7,058 | 2,000 | 6,220 | 2,000 | 400 | 1,000 | 138 | 2,577 | 301 | 315.71 | 31.30 | 33.33 | 27.58 | 83.33 | 1.77 | 41.67 | 0.61 | 107.35 | 1.33 |
| Tenants..... | 6,980 | 2,433 | 4,452 | 1,456 | 1,201 | 430 | 265 | 188 | 1,062 | 402 | 91.96 | 58.77 | 58.65 | 35.18 | 15.32 | 10.58 | 3.40 | 3.84 | 14.00 | 9.72 |
| Iowa. | | | | | | | | | | | | | | | | | | | | |
| White farmers, total..... | 39,954 | 17,269 | 31,303 | 12,918 | 4,325 | 2,099 | 1,449 | 440 | 2,877 | 1,812 | 254.69 | 110.41 | 199.54 | 82.59 | 27.57 | 13.42 | 9.24 | 2.81 | 18.34 | 11.58 |
| Owners..... | 37,300 | 16,987 | 28,303 | 12,321 | 4,622 | 2,296 | 1,470 | 462 | 2,905 | 1,909 | 251.79 | 111.69 | 191.05 | 81.01 | 31.20 | 15.10 | 9.92 | 3.04 | 19.61 | 12.55 |
| Managers..... | 56,004 | 20,939 | 44,467 | 20,356 | 6,156 | 3,005 | 1,344 | 536 | 4,738 | 3,063 | 247.38 | 105.82 | 194.34 | 79.89 | 26.90 | 11.80 | 5.43 | 2.10 | 20.71 | 12.03 |
| Tenants..... | 43,119 | 17,497 | 35,040 | 13,710 | 3,866 | 1,759 | 1,427 | 403 | 2,786 | 1,625 | 258.49 | 108.61 | 210.06 | 85.10 | 23.18 | 10.92 | 8.55 | 2.50 | 16.70 | 10.09 |
| Colored farmers, total..... | 14,295 | 6,351 | 10,590 | 4,479 | 1,617 | 936 | 459 | 201 | 1,630 | 784 | 176.13 | 91.33 | 130.47 | 64.41 | 19.93 | 13.47 | 5.65 | 2.90 | 20.08 | 10.56 |
| Owners..... | 10,064 | 4,572 | 7,899 | 2,893 | 1,334 | 887 | 388 | 175 | 983 | 618 | 152.67 | 95.45 | 113.73 | 60.38 | 19.20 | 13.52 | 5.59 | 3.65 | 14.15 | 12.90 |
| Managers..... | 54,523 | 49,547 | 48,500 | 36,100 | 2,500 | 7,000 | 800 | 1,350 | 2,723 | 5,997 | 218.09 | 97.53 | 194.00 | 71.06 | 10.00 | 13.78 | 3.20 | 2.66 | 10.89 | 10.03 |
| Tenants..... | 21,146 | 8,821 | 15,331 | 6,901 | 2,209 | 850 | 601 | 223 | 3,066 | 847 | 207.98 | 86.20 | 150.78 | 67.44 | 21.72 | 3.31 | 6.91 | 2.18 | 29.56 | 8.27 |
| Missouri. | | | | | | | | | | | | | | | | | | | | |
| White farmers, total..... | 13,729 | 7,452 | 9,916 | 5,247 | 1,793 | 982 | 529 | 185 | 1,491 | 1,038 | 103.28 | 59.33 | 74.59 | 41.77 | 13.49 | 7.82 | 3.98 | 1.47 | 11.21 | 8.27 |
| Owners..... | 13,450 | 7,644 | 9,459 | 5,223 | 1,889 | 1,059 | 550 | 199 | 1,553 | 1,133 | 100.37 | 58.01 | 70.59 | 39.64 | 14.09 | 8.27 | 4.10 | 1.51 | 11.59 | 8.60 |
| Managers..... | 38,411 | 23,008 | 17,526 | 17,675 | 5,854 | 2,592 | 971 | 364 | 4,080 | 2,477 | 129.27 | 72.46 | 92.64 | 55.35 | 19.70 | 8.16 | 3.27 | 1.14 | 13.66 | 7.80 |
| Tenants..... | 13,686 | 6,631 | 10,519 | 5,006 | 1,440 | 694 | 465 | 148 | 1,262 | 782 | 109.12 | 62.21 | 83.86 | 46.97 | 11.48 | 6.51 | 3.71 | 1.39 | 10.06 | 7.34 |
| Colored farmers, total..... | 6,762 | 3,852 | 5,092 | 2,885 | 762 | 396 | 196 | 86 | 712 | 485 | 100.35 | 61.33 | 75.56 | 45.98 | 11.31 | 6.31 | 2.91 | 1.37 | 10.57 | 7.72 |
| Owners..... | 6,042 | 3,266 | 4,394 | 2,276 | 747 | 401 | 205 | 87 | 697 | 502 | 88.70 | 52.34 | 64.50 | 36.47 | 10.96 | 6.43 | 3.00 | 1.39 | 10.23 | 8.05 |
| Managers..... | 30,441 | 22,478 | 23,653 | 18,032 | 2,932 | 2,296 | 568 | 194 | 3,288 | 1,956 | 132.15 | 122.36 | 102.68 | 98.16 | 12.73 | 12.50 | 2.40 | 1.05 | 14.27 | 10.65 |
| Tenants..... | 6,804 | 4,164 | 5,317 | 3,324 | 693 | 338 | 169 | 82 | 626 | 420 | 114.51 | 69.42 | 89.48 | 55.41 | 11.66 | 5.63 | 2.84 | 1.37 | 10.53 | 7.01 |
| North Dakota. | | | | | | | | | | | | | | | | | | | | |
| White farmers, total..... | 22,752 | 13,187 | 16,542 | 9,882 | 2,707 | 1,250 | 1,477 | 594 | 2,026 | 1,460 | 48.72 | 34.39 | 35.42 | 25.77 | 5.80 | 3.26 | 3.16 | 1.55 | 4.34 | 3.81 |
| Owners..... | 21,968 | 12,540 | 15,065 | 9,283 | 2,720 | 1,212 | 1,521 | 593 | 2,061 | 1,453 | 46.47 | 33.49 | 33.14 | 24.79 | 5.75 | 3.24 | 3.22 | 1.58 | 4.36 | 3.88 |
| Managers..... | 48,138 | 40,010 | 34,861 | 31,297 | 6,271 | 3,743 | 2,333 | 1,539 | 4,573 | 3,462 | 50.65 | 40.45 | 36.08 | 31.64 | 6.60 | 3.78 | 2.66 | 1.56 | 4.81 | 3.47 |
| Tenants..... | 23,890 | 15,798 | 18,250 | 12,430 | 2,515 | 1,363 | 1,310 | 560 | 1,815 | 1,415 | 55.56 | 38.52 | 42.44 | 30.30 | 5.85 | 3.33 | 3.05 | 1.87 | 4.22 | 3.46 |
| Colored farmers, total..... | 8,290 | 5,409 | 5,762 | 3,880 | 736 | 323 | 405 | 234 | 1,387 | 993 | 24.14 | 20.61 | 16.78 | 14.71 | 2.14 | 1.23 | 1.18 | 0.89 | 4.04 | 3.78 |
| Owners..... | 8,224 | 5,421 | 5,740 | 3,878 | 738 | 318 | 396 | 231 | 1,344 | 994 | 23.29 | 20.59 | 16.28 | 14.71 | 2.09 | 1.21 | 1.12 | 0.88 | 3.81 | 3.77 |
| Managers..... | 19,798 | 5,775 | 10,750 | 3,650 | 759 | 350 | 525 | 400 | 7,773 | 875 | 49.50 | 24.06 | 26.88 | 15.21 | 1.88 | 3.54 | 1.31 | 1.67 | 19.43 | 3.65 |
| Tenants..... | 8,406 | 4,777 | 5,728 | 2,953 | 727 | 520 | 459 | 357 | 1,491 | 976 | 30.13 | 23.55 | 20.54 | 14.56 | 2.61 | 1.64 | 1.37 | 1.06 | 5.35 | 4.67 |
| South Dakota. | | | | | | | | | | | | | | | | | | | | |
| White farmers, total..... | 38,376 | 15,278 | 30,344 | 11,833 | 3,281 | 1,358 | 1,528 | 445 | 3,223 | 1,646 | 82.94 | 46.53 | 65.58 | 36.04 | 7.09 | 4.12 | 3.30 | 1.36 | 6.97 | 5.01 |
| Owners..... | 36,982 | 14,338 | 28,615 | 10,918 | 3,405 | 1,330 | 1,559 | 436 | 3,404 | 1,654 | 73.36 | 44.27 | 56.70 | 33.71 | 6.75 | 4.11 | 3.09 | 1.56 | 6.75 | 5.11 |
| Managers..... | 60,530 | 39,204 | 45,517 | 29,835 | 4,811 | 2,846 | 1,669 | 786 | 5,533 | 5,827 | 52.84 | 26.45 | 39.73 | 20.09 | 4.20 | 1.92 | 1.40 | 0.53 | 7.45 | 3.92 |
| Tenants..... | 40,210 | 17,456 | 32,986 | 14,074 | 3,015 | 1,386 | 1,468 | 463 | 2,740 | 1,533 | 109.20 | 55.28 | 89.58 | 44.57 | 8.19 | 4.39 | 3.99 | 1.46 | 7.44 | 4.85 |
| Colored farmers, total..... | 13,331 | 8,114 | 9,669 | 6,080 | 1,141 | 427 | 513 | 170 | 2,607 | 1,436 | 25.28 | 15.76 | 18.33 | 11.81 | 2.16 | 0.83 | 0.97 | 0.33 | 3.81 | 2.79 |
| Owners..... | 13,360 | 8,068 | 9,659 | 6,086 | 1,144 | 426 | 514 | 168 | 2,643 | 1,387 | 24.33 | 15.52 | 17.59 | 11.71 | 2.08 | 0.82 | 0.94 | 0.32 | 3.72 | 2.67 |
| Managers..... | 16,550 | 35,156 | 8,284 | 17,686 | 1,510 | 517 | 1,045 | 276 | 5,711 | 16,727 | 25.45 | 29.39 | 12.74 | 14.75 | 2.32 | 0.43 | 1.61 | 0.23 | 8.73 | 13.99 |
| Tenants..... | 12,787 | 7,137 | 9,882 | 4,567 | 1,080 | 479 | 463 | 252 | 1,362 | 1,839 | 44.76 | 32.18 | 34.59 | 20.59 | 3.78 | 2.16 | 1.62 | 1.14 | 4.77 | 8.29 |
| Nebraska. | | | | | | | | | | | | | | | | | | | | |
| White farmers, total..... | 33,817 | 16,071 | 26,802 | 12,478 | 3,074 | 1,536 | 1,232 | 342 | 2,708 | 1,717 | 99.49 | 53.88 | 78.85 | 41.83 | 9.04 | 5.15 | 3.63 | 1.15 | 7.97 | 5.76 |
| Owners..... | 33,922 | 15,969 | 26,162 | 12,026 | 3,477 | 1,605 | 1,217 | 362 | 2,967 | 1,886 | 89.25 | 46.81 | 68.83 | 35.26 | 8.14 | 4.97 | 3.46 | 1.06 | 7.81 | 5.33 |
| Managers..... | 59, | | | | | | | | | | | | | | | | | | | |

TABLE 21.—AVERAGE VALUE OF ALL FARM PROPERTY AND OF THE SEVERAL CLASSES, PER FARM AND PER ACRE, BY COLOR AND TENURE, BY DIVISIONS AND STATES: 1920 AND 1910—Continued.

[All averages based on Tables 12, 14, 15, 17, and 18. Averages for land and buildings together in Tables 19 and 20.]

| DIVISION OR STATE AND COLOR AND TENURE. | AVERAGE VALUE PER FARM. | | | | | | | | | | AVERAGE VALUE PER ACRE. | | | | | | | | | | |
|---|-------------------------|----------|----------|---------|------------|---------|---------------------------|-------|------------|---------|-------------------------|----------|----------|----------|------------|--------|---------------------------|--------|------------|--------|--|
| | All farm property. | | Land. | | Buildings. | | Implements and machinery. | | Livestock. | | All farm property. | | Land. | | Buildings. | | Implements and machinery. | | Livestock. | | |
| | 1920 | 1910 | 1920 | 1910 | 1920 | 1910 | 1920 | 1910 | 1920 | 1910 | 1920 | 1910 | 1920 | 1910 | 1920 | 1910 | 1920 | 1910 | 1920 | 1910 | |
| W. NORTH CENTRAL—Con. | | | | | | | | | | | | | | | | | | | | | |
| Kansas. | | | | | | | | | | | | | | | | | | | | | |
| White farmers, total..... | \$20,059 | \$11,524 | \$15,034 | \$8,690 | \$2,153 | \$1,128 | \$940 | \$273 | \$1,932 | \$1,433 | \$72.74 | \$47.01 | \$54.52 | \$35.45 | \$7.81 | \$4.60 | \$3.41 | \$1.11 | \$7.01 | \$5.85 | |
| Owners..... | 20,138 | 11,915 | 14,634 | 8,761 | 2,408 | 1,277 | 993 | 301 | 2,053 | 1,576 | 71.14 | 45.66 | 51.87 | 33.58 | 8.51 | 4.90 | 3.51 | 1.15 | 7.25 | 6.04 | |
| Managers..... | 44,343 | 29,521 | 33,436 | 22,430 | 3,860 | 2,025 | 1,227 | 403 | 5,811 | 4,662 | 53.76 | 30.94 | 40.54 | 23.51 | 4.69 | 2.12 | 1.49 | 0.42 | 7.04 | 4.89 | |
| Tenants..... | 19,403 | 10,494 | 15,133 | 8,290 | 1,744 | 855 | 857 | 223 | 1,669 | 1,126 | 76.73 | 51.45 | 50.85 | 40.64 | 6.90 | 4.19 | 3.99 | 1.10 | 6.60 | 5.52 | |
| Colored farmers, total..... | 9,836 | 5,628 | 7,513 | 4,308 | 1,032 | 571 | 374 | 127 | 918 | 622 | 64.41 | 46.85 | 49.20 | 35.86 | 6.76 | 4.75 | 2.45 | 1.06 | 6.01 | 5.18 | |
| Owners..... | 8,648 | 5,348 | 6,400 | 3,939 | 1,027 | 688 | 373 | 133 | 849 | 638 | 58.23 | 43.45 | 43.13 | 32.00 | 6.92 | 5.18 | 2.51 | 1.08 | 5.72 | 5.19 | |
| Managers..... | 17,934 | 18,417 | 14,378 | 14,639 | 1,733 | 1,571 | 423 | 206 | 1,395 | 2,101 | 123.54 | 38.50 | 99.04 | 30.39 | 11.94 | 3.28 | 2.95 | 0.43 | 9.61 | 4.30 | |
| Tenants..... | 11,701 | 5,695 | 9,280 | 4,640 | 1,012 | 404 | 374 | 113 | 1,025 | 637 | 72.07 | 56.24 | 57.69 | 45.82 | 6.29 | 3.99 | 2.32 | 1.12 | 6.37 | 5.30 | |
| SOUTH ATLANTIC. | | | | | | | | | | | | | | | | | | | | | |
| Delaware. | | | | | | | | | | | | | | | | | | | | | |
| White farmers, total..... | 8,270 | 6,136 | 4,330 | 3,378 | 2,340 | 1,784 | 707 | 313 | 887 | 660 | 86.15 | 61.95 | 45.11 | 34.10 | 24.44 | 18.01 | 7.86 | 3.16 | 9.24 | 6.67 | |
| Owners..... | 6,660 | 5,505 | 3,109 | 2,741 | 2,190 | 1,878 | 649 | 313 | 712 | 578 | 85.80 | 68.60 | 40.06 | 34.15 | 28.21 | 23.34 | 8.36 | 3.91 | 9.17 | 7.21 | |
| Managers..... | 27,331 | 17,713 | 16,837 | 9,451 | 6,729 | 5,787 | 1,729 | 831 | 2,036 | 1,044 | 177.32 | 100.98 | 109.24 | 53.88 | 43.66 | 32.99 | 11.22 | 4.74 | 13.21 | 9.37 | |
| Tenants..... | 10,167 | 6,731 | 5,842 | 4,128 | 2,433 | 1,551 | 762 | 299 | 1,129 | 752 | 82.24 | 54.33 | 47.26 | 33.32 | 19.68 | 12.52 | 6.16 | 2.42 | 9.14 | 6.07 | |
| Colored farmers, total..... | 4,028 | 2,550 | 2,276 | 1,574 | 1,033 | 575 | 266 | 109 | 433 | 292 | 63.68 | 41.26 | 36.15 | 25.48 | 16.42 | 9.31 | 4.23 | 1.76 | 6.88 | 4.72 | |
| Owners..... | 2,422 | 1,690 | 1,220 | 893 | 699 | 456 | 198 | 101 | 305 | 241 | 68.72 | 50.41 | 34.61 | 26.03 | 19.84 | 13.59 | 5.63 | 3.02 | 8.75 | 7.17 | |
| Managers..... | 13,593 | 10,398 | 6,696 | 6,244 | 4,354 | 2,829 | 1,250 | 343 | 1,294 | 943 | 136.56 | 69.47 | 67.27 | 41.71 | 43.74 | 10.16 | 12.55 | 2.29 | 13.00 | 6.30 | |
| Tenants..... | 4,879 | 2,966 | 2,905 | 1,978 | 1,183 | 699 | 289 | 107 | 502 | 313 | 59.85 | 36.57 | 35.04 | 24.14 | 14.51 | 7.31 | 3.54 | 1.31 | 6.16 | 3.82 | |
| Maryland. | | | | | | | | | | | | | | | | | | | | | |
| White farmers, total..... | 10,514 | 6,437 | 5,869 | 3,674 | 2,883 | 1,765 | 667 | 268 | 1,096 | 729 | 90.50 | 58.30 | 55.54 | 33.28 | 27.28 | 15.99 | 6.31 | 2.43 | 10.37 | 6.60 | |
| Owners..... | 8,828 | 5,248 | 4,665 | 2,737 | 2,608 | 1,622 | 624 | 253 | 931 | 637 | 98.15 | 55.76 | 51.86 | 29.07 | 28.99 | 17.23 | 6.94 | 2.68 | 10.35 | 6.77 | |
| Managers..... | 33,095 | 28,052 | 18,423 | 19,098 | 10,551 | 6,758 | 1,547 | 638 | 2,740 | 1,508 | 165.72 | 130.33 | 86.24 | 88.73 | 49.39 | 31.40 | 7.24 | 3.20 | 12.85 | 7.01 | |
| Tenants..... | 12,637 | 7,735 | 7,740 | 4,820 | 2,841 | 1,743 | 690 | 276 | 1,300 | 897 | 93.14 | 54.29 | 57.09 | 33.83 | 20.94 | 12.23 | 5.08 | 1.94 | 10.02 | 6.29 | |
| Colored farmers, total..... | 2,058 | 1,923 | 2,444 | 1,114 | 1,044 | 498 | 188 | 69 | 382 | 242 | 71.07 | 34.17 | 43.16 | 19.80 | 18.43 | 8.85 | 3.32 | 1.22 | 6.75 | 4.31 | |
| Owners..... | 4,702 | 1,690 | 1,467 | 686 | 777 | 358 | 162 | 55 | 268 | 187 | 80.39 | 39.98 | 43.64 | 20.57 | 23.12 | 11.59 | 4.82 | 1.78 | 8.61 | 6.04 | |
| Managers..... | 17,494 | 14,926 | 10,109 | 8,814 | 5,366 | 4,663 | 660 | 474 | 1,359 | 974 | 119.62 | 97.19 | 69.13 | 57.39 | 36.69 | 30.37 | 4.51 | 3.08 | 9.30 | 6.34 | |
| Tenants..... | 5,169 | 2,601 | 3,865 | 1,636 | 1,161 | 679 | 197 | 76 | 446 | 310 | 61.69 | 27.22 | 40.16 | 17.13 | 13.96 | 6.06 | 2.35 | 0.80 | 5.32 | 3.24 | |
| District of Columbia. | | | | | | | | | | | | | | | | | | | | | |
| White farmers, total..... | 30,882 | 40,892 | 21,862 | 34,768 | 7,182 | 4,949 | 544 | 446 | 1,294 | 729 | 1,056.18 | 1,404.64 | 747.69 | 1,194.26 | 245.63 | 170.01 | 18.60 | 15.31 | 44.26 | 25.05 | |
| Owners..... | 19,812 | 20,757 | 12,650 | 10,766 | 5,729 | 3,519 | 452 | 172 | 431 | 300 | 1,031.32 | 963.01 | 675.57 | 777.80 | 305.96 | 103.26 | 24.12 | 7.99 | 25.66 | 13.91 | |
| Managers..... | 135,095 | 240,920 | 91,279 | 203,771 | 33,285 | 22,146 | 1,884 | 4,361 | 8,647 | 5,642 | 1,310.19 | 2,322.92 | 885.25 | 2,012.95 | 322.81 | 212.53 | 18.27 | 42.05 | 83.80 | 54.40 | |
| Tenants..... | 10,909 | 33,663 | 16,379 | 29,139 | 2,680 | 3,919 | 334 | 141 | 517 | 464 | 820.44 | 1,271.18 | 674.95 | 1,100.36 | 110.43 | 148.00 | 13.77 | 5.32 | 21.29 | 17.51 | |
| Colored farmers, total..... | 12,286 | 7,806 | 6,678 | 5,550 | 4,988 | 1,900 | 209 | 80 | 411 | 276 | 853.17 | 986.01 | 463.72 | 701.05 | 346.35 | 240.00 | 14.53 | 10.05 | 28.57 | 34.91 | |
| Owners..... | 4,811 | 6,489 | 3,367 | 3,975 | 1,111 | 2,075 | 66 | 94 | 268 | 345 | 1,732.00 | 895.03 | 1,212.00 | 548.28 | 400.00 | 286.21 | 23.00 | 12.93 | 96.40 | 47.62 | |
| Managers..... | 111,205 | 8,185 | 31,200 | 6,800 | 74,500 | 1,200 | 2,500 | 50 | 3,005 | 135 | 1,170.68 | 2,046.25 | 328.42 | 1,700.00 | 784.21 | 300.00 | 26.32 | 12.50 | 31.03 | 33.75 | |
| Tenants..... | 9,121 | 11,191 | 7,205 | 9,333 | 1,625 | 1,667 | 110 | 52 | 281 | 140 | 542.90 | 1,017.80 | 428.87 | 848.48 | 90.77 | 151.52 | 6.52 | 4.70 | 16.74 | 12.70 | |
| Virginia. | | | | | | | | | | | | | | | | | | | | | |
| White farmers, total..... | 7,780 | 4,196 | 4,931 | 2,664 | 1,738 | 918 | 328 | 120 | 783 | 495 | 66.10 | 33.05 | 41.89 | 20.98 | 14.77 | 7.23 | 2.78 | 0.94 | 6.85 | 3.90 | |
| Owners..... | 7,677 | 4,355 | 4,753 | 2,701 | 1,788 | 994 | 341 | 129 | 795 | 531 | 65.33 | 33.13 | 40.44 | 20.65 | 15.22 | 7.55 | 2.90 | 0.98 | 6.77 | 4.04 | |
| Managers..... | 35,280 | 20,937 | 23,544 | 13,893 | 7,632 | 4,116 | 1,162 | 536 | 2,943 | 1,791 | 80.23 | 40.62 | 57.55 | 31.83 | 18.06 | 9.44 | 2.84 | 1.23 | 7.19 | 4.11 | |
| Tenants..... | 6,418 | 3,004 | 4,378 | 2,061 | 1,201 | 544 | 232 | 73 | 607 | 326 | 64.03 | 50.18 | 43.07 | 20.67 | 11.98 | 5.40 | 2.32 | 0.74 | 6.05 | 3.26 | |
| Colored farmers, total..... | 2,497 | 1,139 | 1,540 | 677 | 573 | 263 | 106 | 39 | 284 | 159 | 52.72 | 24.46 | 32.51 | 14.54 | 12.11 | 5.66 | 2.11 | 0.83 | 5.99 | 3.43 | |
| Owners..... | 2,236 | 1,079 | 1,251 | 585 | 594 | 285 | 103 | 41 | 289 | 167 | 50.38 | 25.18 | 28.18 | 13.05 | 13.38 | 6.60 | 2.32 | 0.96 | 6.50 | 3.90 | |
| Managers..... | 18,556 | 8,233 | 8,455 | 5,728 | 3,388 | 1,655 | 547 | 160 | 1,166 | 679 | 85.34 | 49.42 | 53.23 | 34.39 | 21.33 | 9.99 | 3.44 | 0.96 | 7.34 | 4.08 | |
| Tenants..... | 2,852 | 1,177 | 1,990 | 806 | 502 | 202 | 89 | 32 | 284 | 188 | 55.28 | 22.36 | 33.70 | 15.31 | 9.74 | 3.89 | 1.72 | 0.60 | 5.13 | 2.02 | |
| West Virginia. | | | | | | | | | | | | | | | | | | | | | |
| White farmers, total..... | 5,697 | 3,260 | 3,526 | 2,149 | 1,187 | 595 | 211 | 73 | 772 | 449 | 51.81 | 31.37 | 32.07 | 20.64 | 10.80 | 5.71 | 1.92 | 0.70 | 7.02 | 4.32 | |
| Owners..... | 5,466 | 3,041 | 3,262 | 2,107 | 1,203 | 641 | 216 | 79 | 780 | 489 | 50.28 | 30.61 | 30.01 | 19.48 | 11.06 | 5.93 | 1.98 | 0.73 | 7.23 | 4.47 | |
| Managers..... | 23,563 | 11,841 | 17,690 | 8,770 | 3,408 | 1,750 | 680 | 187 | 1,780 | 1,134 | 71.91 | 36.08 | 53.98 | 20.73 | 10.40 | 5.33 | 2.07 | 0.57 | 5.45 | 3.40 | |
| Tenants..... | 5,499 | 2,716 | 3,782 | 2,018 | 937 | 366 | 156 | 43 | 624 | 289 | 55.27 | 34.51 | 38.01 | 25.09 | 9.42 | 4.05 | 1.57 | 0.54 | 6.27 | 3.07 | |
| Colored farmers, total..... | 4,085 | 1,845 | 2,598 | 1,170 | 831 | 350 | 123 | 45 | 504 | 280 | 74.39 | 37.81 | 47.53 | 23.99 | 15.20 | 7.17 | 2.43 | 0.92 | 9.22 | 5.73 | |
| Owners..... | 2,923 | 1,611 | 1,715 | 1,005 | 658 | 318 | 106 | 39 | 443 | 249 | 61.83 | 34.63 | 36.28 | 21.00 | 13.03 | 6.84 | 2.24 | 0.84 | 9.38 | 5.55 | |
| Managers..... | 29,724 | 6,195 | 22,813 | 3,071 | 5,150 | 1,428 | 678 | 107 | 1,083 | 989 | 156.44 | 66.20 | 120.07 | 39.24 | 27.11 | 15.20 | 3.67 | 1.14 | 5.70 | 10.56 | |
| Tenants..... | 6,809 | 2,544 | 4,683 | 1,693 | 1,208 | 422 | 204 | 63 | 717 | 365 | 90.82 | 45.88 | 62.46 | 30.54 | 16.09 | 7.61 | 2.71 | 1.14 | 9.50 | 6.99 | |
| North Carolina. | | | | | | | | | | | | | | | | | | | | | |
| White farmers, total..... | 5,108 | 2,426 | 3,441 | 1,530 | 936 | 529 | 239 | 86 | 492 | 280 | 59.59 | 23.70 | 40.14 | 14.95 | 10.93 | 5.17 | 2.79 | 0.84 | 5.74 | 2.74 | |
| Owners..... | 5,306 | 2,705 | 3,474 | 1,652 | 1,022 | 629 | 274 | 104 | 535 | 320 | 55.77 | 23.18 | 36.51 | 14.15 | 10.74 | 5.39 | 2.88 | 0.80 | 5.63 | 2.74 | |
| Managers..... | 30,282 | 14,587 | 21,119 | 10,888 | 5,919 | 2,189 | 1,082 | 456 | 2,162 | 1,054 | 67.44 | | | | | | | | | | |

COLOR AND TENURE OF FARMER.

TABLE 21.—AVERAGE VALUE OF ALL FARM PROPERTY AND OF THE SEVERAL CLASSES, PER FARM AND PER ACRE, BY COLOR AND TENURE, BY DIVISIONS AND STATES: 1920 AND 1910—Continued.

[All averages based on Tables 12, 14, 15, 17, and 18. Averages for land and buildings together in Tables 19 and 20.]

| DIVISION OR STATE AND COLOR AND TENURE. | AVERAGE VALUE PER FARM. | | | | | | | | | | AVERAGE VALUE PER ACRE. | | | | | | | | | |
|---|-------------------------|---------|---------|---------|------------|-------|---------------------------|-------|-------------|-------|-------------------------|---------|---------|---------|------------|--------|---------------------------|--------|-------------|--------|
| | All farm property. | | Land. | | Buildings. | | Implements and machinery. | | Live stock. | | All farm property. | | Land. | | Buildings. | | Implements and machinery. | | Live stock. | |
| | 1920 | 1910 | 1920 | 1910 | 1920 | 1910 | 1920 | 1910 | 1920 | 1910 | 1920 | 1910 | 1920 | 1910 | 1920 | 1910 | 1920 | 1910 | 1920 | 1910 |
| SOUTH ATLANTIC—Con. | | | | | | | | | | | | | | | | | | | | |
| South Carolina. | | | | | | | | | | | | | | | | | | | | |
| White farmers, total..... | \$7,305 | \$3,438 | \$4,865 | \$2,320 | \$1,386 | \$617 | \$409 | \$135 | \$645 | \$368 | \$75.97 | \$28.60 | \$50.59 | \$19.30 | \$14.41 | \$5.14 | \$4.26 | \$1.12 | \$6.71 | \$3.05 |
| Owners..... | 9,075 | 4,304 | 5,860 | 2,872 | 1,852 | 848 | 568 | 186 | 794 | 459 | 73.25 | 27.00 | 47.30 | 18.10 | 14.95 | 5.36 | 4.59 | 1.17 | 6.41 | 2.90 |
| Managers..... | 36,270 | 16,026 | 25,603 | 11,755 | 5,985 | 2,323 | 1,613 | 629 | 3,009 | 1,319 | 51.96 | 23.23 | 36.68 | 17.04 | 8.57 | 3.37 | 2.31 | 0.91 | 4.40 | 1.91 |
| Tenants..... | 4,799 | 2,008 | 3,390 | 1,426 | 770 | 291 | 205 | 60 | 435 | 229 | 87.69 | 33.18 | 61.95 | 23.58 | 14.06 | 4.81 | 3.74 | 1.00 | 7.94 | 3.79 |
| Colored farmers, total..... | 3,135 | 1,223 | 2,202 | 868 | 462 | 154 | 127 | 35 | 344 | 165 | 78.02 | 30.04 | 54.81 | 21.33 | 11.50 | 3.79 | 3.15 | 0.85 | 8.56 | 4.06 |
| Owners..... | 3,243 | 1,342 | 2,043 | 861 | 587 | 173 | 54 | 442 | 203 | 64.39 | 24.90 | 40.55 | 15.98 | 11.05 | 4.10 | 3.42 | 1.00 | 8.77 | 3.76 | |
| Managers..... | 13,791 | 8,185 | 9,432 | 6,773 | 2,649 | 714 | 501 | 219 | 1,209 | 479 | 68.03 | 25.26 | 46.53 | 20.90 | 13.07 | 2.20 | 2.47 | 0.67 | 5.96 | 1.48 |
| Tenants..... | 3,084 | 1,179 | 2,220 | 860 | 424 | 135 | 114 | 29 | 316 | 155 | 83.03 | 32.12 | 60.02 | 23.43 | 11.42 | 3.68 | 3.06 | 0.80 | 8.52 | 4.21 |
| Georgia. | | | | | | | | | | | | | | | | | | | | |
| White farmers, total..... | 5,406 | 2,509 | 3,497 | 1,570 | 1,020 | 509 | 279 | 97 | 609 | 332 | 53.13 | 21.28 | 34.37 | 13.32 | 10.02 | 4.32 | 2.75 | 0.83 | 5.99 | 2.82 |
| Owners..... | 6,503 | 3,204 | 4,016 | 1,930 | 1,340 | 706 | 394 | 138 | 753 | 425 | 48.81 | 19.08 | 30.14 | 11.89 | 10.09 | 4.34 | 2.95 | 0.85 | 5.66 | 2.61 |
| Managers..... | 36,405 | 14,896 | 26,018 | 10,212 | 5,802 | 2,825 | 1,499 | 601 | 3,086 | 1,258 | 58.77 | 25.69 | 42.00 | 17.61 | 9.37 | 4.87 | 2.42 | 1.04 | 4.98 | 2.17 |
| Tenants..... | 3,908 | 1,634 | 2,607 | 1,077 | 649 | 280 | 155 | 50 | 437 | 227 | 60.55 | 24.54 | 41.32 | 16.18 | 10.06 | 4.21 | 2.40 | 0.75 | 6.77 | 3.40 |
| Colored farmers, total..... | 2,924 | 1,288 | 2,044 | 864 | 436 | 188 | 99 | 37 | 346 | 199 | 53.83 | 22.26 | 37.62 | 14.93 | 8.02 | 3.25 | 1.82 | 0.84 | 6.37 | 3.45 |
| Owners..... | 3,482 | 1,636 | 2,192 | 1,017 | 643 | 292 | 171 | 55 | 475 | 262 | 41.94 | 19.03 | 26.41 | 11.83 | 7.74 | 3.40 | 2.03 | 0.76 | 5.72 | 3.05 |
| Managers..... | 10,014 | 7,243 | 6,185 | 4,894 | 2,302 | 1,309 | 366 | 213 | 1,160 | 807 | 71.38 | 32.34 | 44.09 | 21.67 | 16.41 | 5.85 | 2.61 | 0.95 | 8.27 | 3.87 |
| Tenants..... | 2,833 | 1,230 | 2,015 | 837 | 403 | 171 | 88 | 33 | 327 | 189 | 56.52 | 22.98 | 40.20 | 15.63 | 8.04 | 3.20 | 1.76 | 0.61 | 5.51 | 3.54 |
| Florida. | | | | | | | | | | | | | | | | | | | | |
| White farmers, total..... | 7,499 | 3,620 | 5,234 | 2,392 | 1,194 | 617 | 309 | 109 | 763 | 501 | 56.92 | 28.49 | 39.73 | 18.83 | 9.06 | 4.86 | 2.34 | 0.86 | 5.79 | 3.95 |
| Owners..... | 7,011 | 3,008 | 4,655 | 2,321 | 1,237 | 624 | 319 | 113 | 800 | 520 | 60.89 | 26.49 | 40.43 | 17.04 | 10.74 | 4.58 | 2.77 | 0.83 | 6.05 | 4.04 |
| Managers..... | 33,506 | 14,180 | 28,269 | 11,048 | 5,090 | 2,304 | 846 | 304 | 1,801 | 654 | 48.59 | 21.48 | 40.99 | 17.61 | 9.37 | 4.99 | 1.23 | 1.32 | 1.89 | 2.27 |
| Tenants..... | 3,415 | 1,617 | 2,276 | 1,038 | 544 | 259 | 133 | 50 | 462 | 276 | 47.61 | 25.22 | 31.73 | 16.19 | 7.58 | 4.04 | 1.86 | 0.78 | 6.44 | 4.21 |
| Colored farmers, total..... | 1,733 | 1,047 | 1,046 | 632 | 309 | 178 | 68 | 41 | 309 | 190 | 35.19 | 20.05 | 21.25 | 12.10 | 6.28 | 3.41 | 1.39 | 0.78 | 6.27 | 3.76 |
| Owners..... | 1,841 | 1,203 | 1,062 | 698 | 367 | 232 | 77 | 49 | 330 | 224 | 32.62 | 19.15 | 18.81 | 11.12 | 6.50 | 3.69 | 1.30 | 0.78 | 5.95 | 3.57 |
| Managers..... | 11,188 | 7,806 | 7,831 | 6,328 | 2,174 | 987 | 502 | 153 | 681 | 338 | 105.78 | 79.05 | 74.04 | 64.08 | 20.50 | 10.00 | 4.75 | 1.54 | 0.44 | 3.42 |
| Tenants..... | 1,481 | 708 | 927 | 487 | 225 | 113 | 53 | 31 | 277 | 167 | 35.78 | 19.46 | 22.38 | 11.80 | 5.43 | 2.75 | 1.29 | 0.76 | 6.68 | 4.07 |
| EAST SOUTH CENTRAL. | | | | | | | | | | | | | | | | | | | | |
| Kentucky. | | | | | | | | | | | | | | | | | | | | |
| White farmers, total..... | 5,703 | 3,053 | 3,958 | 1,908 | 961 | 599 | 184 | 83 | 600 | 463 | 69.45 | 34.74 | 48.20 | 21.71 | 11.70 | 6.81 | 2.24 | 0.94 | 7.31 | 5.27 |
| Owners..... | 6,203 | 3,422 | 4,226 | 2,076 | 1,087 | 708 | 211 | 97 | 679 | 541 | 65.21 | 32.70 | 44.43 | 19.84 | 11.43 | 6.76 | 2.21 | 0.93 | 7.14 | 5.17 |
| Managers..... | 33,080 | 20,534 | 23,750 | 13,091 | 5,289 | 4,170 | 769 | 601 | 3,272 | 2,662 | 116.83 | 62.94 | 83.07 | 40.12 | 15.63 | 12.81 | 2.71 | 1.34 | 11.53 | 8.16 |
| Tenants..... | 4,348 | 2,111 | 3,173 | 1,442 | 648 | 340 | 121 | 47 | 407 | 282 | 82.66 | 40.97 | 60.32 | 27.99 | 12.32 | 6.00 | 2.20 | 0.91 | 7.73 | 5.48 |
| Colored farmers, total..... | 3,208 | 1,558 | 2,344 | 1,043 | 513 | 236 | 77 | 36 | 274 | 240 | 94.99 | 41.45 | 69.32 | 27.77 | 15.17 | 6.34 | 2.29 | 0.95 | 8.12 | 6.39 |
| Owners..... | 3,545 | 1,503 | 2,438 | 1,033 | 644 | 273 | 100 | 45 | 363 | 251 | 78.52 | 34.89 | 54.01 | 21.67 | 14.26 | 6.35 | 2.21 | 1.03 | 8.05 | 5.84 |
| Managers..... | 22,079 | 15,804 | 15,045 | 7,192 | 4,514 | 2,245 | 700 | 193 | 1,820 | 915 | 164.10 | 174.20 | 111.82 | 66.62 | 33.55 | 20.80 | 5.20 | 1.79 | 13.53 | 84.99 |
| Tenants..... | 2,872 | 1,405 | 2,214 | 1,114 | 308 | 188 | 58 | 26 | 202 | 167 | 114.69 | 47.55 | 88.42 | 35.44 | 15.89 | 5.97 | 2.32 | 0.82 | 8.06 | 5.31 |
| Tennessee. | | | | | | | | | | | | | | | | | | | | |
| White farmers, total..... | 5,324 | 2,899 | 3,416 | 1,619 | 929 | 492 | 229 | 94 | 740 | 483 | 63.52 | 30.29 | 40.75 | 18.23 | 11.21 | 5.54 | 2.74 | 1.06 | 8.83 | 5.46 |
| Owners..... | 5,886 | 3,075 | 3,682 | 1,796 | 1,038 | 604 | 271 | 112 | 835 | 565 | 61.44 | 29.13 | 38.43 | 17.01 | 11.46 | 5.72 | 2.83 | 1.07 | 8.72 | 5.33 |
| Managers..... | 26,759 | 15,068 | 17,093 | 10,738 | 5,041 | 2,408 | 792 | 353 | 2,833 | 1,569 | 91.78 | 36.81 | 60.90 | 26.23 | 17.96 | 6.88 | 2.82 | 0.86 | 10.09 | 3.83 |
| Tenants..... | 4,093 | 1,827 | 2,702 | 1,201 | 609 | 268 | 147 | 57 | 545 | 331 | 68.27 | 33.81 | 46.58 | 21.86 | 10.15 | 4.88 | 2.45 | 1.04 | 9.09 | 6.03 |
| Colored farmers, total..... | 2,866 | 1,412 | 1,959 | 920 | 409 | 181 | 111 | 48 | 387 | 263 | 71.81 | 33.68 | 49.09 | 21.94 | 10.25 | 4.33 | 2.78 | 1.13 | 6.69 | 6.27 |
| Owners..... | 3,272 | 1,634 | 2,000 | 891 | 580 | 248 | 157 | 65 | 546 | 330 | 60.15 | 27.78 | 36.93 | 16.14 | 10.29 | 4.48 | 2.89 | 1.18 | 10.04 | 5.98 |
| Managers..... | 18,281 | 17,743 | 13,013 | 13,469 | 2,114 | 2,305 | 539 | 243 | 2,610 | 1,725 | 104.51 | 51.17 | 74.39 | 38.85 | 12.08 | 6.65 | 3.08 | 0.70 | 14.95 | 4.98 |
| Tenants..... | 2,066 | 1,334 | 1,921 | 908 | 353 | 152 | 94 | 40 | 327 | 234 | 77.88 | 36.85 | 55.50 | 25.08 | 10.21 | 4.19 | 2.72 | 1.11 | 9.45 | 6.47 |
| Alabama. | | | | | | | | | | | | | | | | | | | | |
| White farmers, total..... | 3,366 | 1,789 | 2,011 | 1,034 | 641 | 378 | 175 | 85 | 529 | 298 | 35.46 | 17.44 | 21.25 | 10.08 | 6.78 | 3.63 | 1.85 | 0.83 | 5.58 | 2.91 |
| Owners..... | 3,066 | 2,193 | 2,305 | 1,231 | 804 | 491 | 229 | 113 | 628 | 357 | 33.06 | 16.12 | 19.21 | 9.05 | 6.70 | 3.61 | 1.91 | 0.83 | 5.24 | 2.63 |
| Managers..... | 26,943 | 12,989 | 19,387 | 8,947 | 3,475 | 2,081 | 1,017 | 548 | 3,064 | 1,413 | 39.11 | 22.09 | 28.14 | 15.22 | 5.04 | 3.54 | 1.48 | 0.93 | 4.45 | 2.40 |
| Tenants..... | 2,371 | 1,147 | 1,484 | 698 | 408 | 107 | 99 | 43 | 379 | 209 | 41.61 | 21.45 | 25.98 | 13.04 | 7.15 | 3.69 | 1.74 | 0.81 | 6.64 | 3.91 |
| Colored farmers, total..... | 1,585 | 882 | 968 | 537 | 269 | 132 | 65 | 30 | 292 | 182 | 34.70 | 19.12 | 21.20 | 11.65 | 5.68 | 2.87 | 1.43 | 0.65 | 6.39 | 3.95 |
| Owners..... | 2,189 | 1,318 | 1,281 | 779 | 406 | 233 | 102 | 56 | 400 | 251 | 28.25 | 15.34 | 16.54 | 9.07 | 5.24 | 2.71 | 1.32 | 0.64 | 5.16 | 2.92 |
| Managers..... | 9,224 | 9,886 | 6,656 | 4,895 | 1,643 | 3,080 | 316 | 303 | 1,309 | 1,607 | 39.21 | 29.41 | 26.30 | 14.56 | 6.29 | 9.16 | 1.25 | 0.90 | 5.17 | 4.78 |
| Tenants..... | 1,438 | 797 | 890 | 490 | 225 | 112 | 57 | 26 | 266 | 169 | 37.53 | 20.61 | 23.23 | 12.69 | 5.87 | 2.90 | 1.48 | 0.66 | 6.95 | 4.37 |
| Mississippi. | | | | | | | | | | | | | | | | | | | | |
| White farmers, total..... | 4,487 | 2,178 | 2,689 | 1,219 | 804 | 475 | 239 | 103 | 755 | 381 | 40.18 | 19.73 | 24.08 | 11.04 | 7.20 | 4.30 | 2.14 | 0.93 | 6.76 | 3.46 |
| Owners..... | 5,109 | 2,640 | 2,924 | 1,424 | 902 | 525 | 266 | 132 | 898 | 459 | 36.61 | 18.65 | 20.95 | 10.06 | 7.11 | 4.41 | 2.12 | 0.94 | 6.43 | 3.24 |
| Managers..... | 48,079 | 19,493 | 35,232 | 13,929 | 5,320 | 2,520 | 2,205 | 959 | 5,322 | 2,084 | 70.57 | 25.50 | 51.72 | 18.22 | 7.81 | 3.30 | 3.24 | 1.25 | 7.81 | 2.73 |
| Tenants..... | 2,640 | 1,139 | 1,689 | 671 | 414 | 199 | 110 | 41 | 436 | 228 | 47.68 | 23.15 | 30.39 | 13.65 | 7.45 | 4.04 | 1. | | | |

TABLE 21.—AVERAGE VALUE OF ALL FARM PROPERTY AND OF THE SEVERAL CLASSES, PER FARM AND PER ACRE, BY COLOR AND TENURE, BY DIVISIONS AND STATES: 1920 AND 1910—Continued.

[All averages based on Tables 12, 14, 15, 17, and 18. Averages for land and buildings together in Tables 19 and 20.]

| DIVISION OR STATE AND COLOR AND TENURE. | AVERAGE VALUE PER FARM. | | | | | | | | | | AVERAGE VALUE PER ACRE. | | | | | | | | | |
|---|-------------------------|---------|---------|---------|------------|-------|---------------------------|-------|-------------|--------|-------------------------|---------|---------|---------|------------|--------|---------------------------|--------|-------------|--------|
| | All farm property. | | Land. | | Buildings. | | Implements and machinery. | | Live stock. | | All farm property. | | Land. | | Buildings. | | Implements and machinery. | | Live stock. | |
| | 1920 | 1910 | 1920 | 1910 | 1920 | 1910 | 1920 | 1910 | 1920 | 1910 | 1920 | 1910 | 1920 | 1910 | 1920 | 1910 | 1920 | 1910 | 1920 | 1910 |
| WEST SOUTH CENTRAL. | | | | | | | | | | | | | | | | | | | | |
| Arkansas. | | | | | | | | | | | | | | | | | | | | |
| White farmers, total | \$4,442 | \$2,071 | \$2,827 | \$1,245 | \$732 | \$345 | \$232 | \$83 | \$651 | \$389 | \$48.01 | \$21.20 | \$30.56 | \$12.74 | \$7.92 | \$3.53 | \$2.50 | \$0.95 | \$7.03 | \$3.98 |
| Owners | 4,729 | 2,315 | 2,861 | 1,227 | 858 | 425 | 266 | 112 | 743 | 451 | 42.72 | 19.04 | 25.85 | 10.92 | 7.75 | 3.50 | 2.41 | 0.92 | 6.72 | 3.71 |
| Managers | 48,319 | 10,473 | 33,391 | 12,658 | 4,269 | 1,570 | 2,057 | 771 | 3,002 | 1,474 | 82.07 | 36.67 | 63.26 | 28.18 | 8.09 | 3.50 | 3.90 | 1.72 | 6.82 | 3.23 |
| Tenants | 3,595 | 1,510 | 2,460 | 975 | 500 | 203 | 159 | 55 | 476 | 277 | 60.21 | 27.08 | 41.21 | 17.48 | 8.38 | 3.64 | 2.66 | 0.98 | 7.97 | 4.97 |
| Colored farmers, total | 2,937 | 1,371 | 2,138 | 911 | 386 | 174 | 87 | 44 | 326 | 241 | 80.89 | 32.85 | 58.88 | 21.84 | 10.64 | 4.17 | 2.40 | 1.05 | 8.97 | 5.79 |
| Owners | 3,962 | 1,861 | 2,419 | 1,140 | 547 | 271 | 155 | 78 | 545 | 382 | 54.05 | 22.54 | 35.67 | 13.88 | 8.09 | 3.30 | 2.28 | 0.94 | 8.04 | 4.41 |
| Managers | 14,243 | 6,230 | 11,387 | 4,520 | 1,114 | 674 | 540 | 336 | 1,202 | 700 | 102.42 | 47.03 | 81.88 | 34.12 | 8.01 | 5.09 | 3.88 | 2.54 | 8.64 | 5.28 |
| Tenants | 2,721 | 1,222 | 2,046 | 839 | 342 | 144 | 68 | 33 | 265 | 205 | 98.53 | 41.39 | 74.10 | 28.43 | 12.37 | 4.89 | 2.47 | 1.13 | 9.59 | 6.04 |
| Louisiana. | | | | | | | | | | | | | | | | | | | | |
| White farmers, total | 6,238 | 3,726 | 4,029 | 2,309 | 962 | 625 | 382 | 263 | 866 | 530 | 58.43 | 29.43 | 37.74 | 18.23 | 9.01 | 4.93 | 3.57 | 2.08 | 8.11 | 4.18 |
| Owners | 6,472 | 3,665 | 4,031 | 2,199 | 1,078 | 672 | 404 | 231 | 960 | 563 | 54.37 | 26.12 | 33.86 | 15.07 | 9.05 | 4.79 | 3.39 | 1.64 | 8.06 | 4.01 |
| Managers | 71,110 | 43,517 | 49,793 | 27,135 | 8,709 | 6,425 | 6,345 | 6,014 | 6,962 | 3,943 | 59.09 | 39.35 | 41.38 | 24.54 | 7.24 | 5.81 | 5.27 | 5.44 | 5.20 | 3.67 |
| Tenants | 4,020 | 2,299 | 2,751 | 1,551 | 542 | 312 | 176 | 102 | 550 | 335 | 73.50 | 30.52 | 50.30 | 24.04 | 9.92 | 4.95 | 3.22 | 1.62 | 10.06 | 5.32 |
| Colored farmers, total | 2,122 | 1,030 | 1,415 | 660 | 320 | 159 | 76 | 31 | 315 | 186 | 60.44 | 26.61 | 40.25 | 17.04 | 9.09 | 4.11 | 2.18 | 0.77 | 8.95 | 4.66 |
| Owners | 3,696 | 1,838 | 1,860 | 933 | 468 | 259 | 126 | 60 | 498 | 286 | 43.23 | 19.76 | 27.18 | 11.98 | 6.88 | 3.30 | 1.85 | 0.79 | 7.32 | 3.63 |
| Managers | 10,778 | 8,954 | 8,158 | 6,702 | 1,117 | 1,143 | 804 | 269 | 1,189 | 840 | 68.55 | 32.87 | 51.89 | 24.60 | 7.11 | 4.20 | 2.32 | 0.99 | 7.24 | 3.08 |
| Tenants | 1,934 | 893 | 1,310 | 683 | 236 | 133 | 65 | 23 | 274 | 154 | 69.42 | 31.01 | 47.00 | 20.25 | 10.27 | 4.62 | 2.32 | 0.81 | 9.82 | 5.34 |
| Oklahoma. | | | | | | | | | | | | | | | | | | | | |
| White farmers, total | 9,042 | 5,069 | 6,378 | 3,587 | 1,045 | 492 | 443 | 150 | 1,177 | 840 | 51.81 | 32.33 | 36.55 | 22.88 | 5.99 | 3.14 | 2.54 | 0.96 | 6.74 | 5.38 |
| Owners | 10,395 | 6,439 | 7,032 | 4,490 | 1,311 | 702 | 575 | 203 | 1,427 | 1,044 | 49.90 | 33.21 | 34.00 | 23.16 | 6.29 | 3.62 | 2.76 | 1.05 | 6.85 | 5.38 |
| Managers | 37,597 | 19,117 | 26,886 | 11,985 | 3,434 | 1,817 | 1,001 | 392 | 6,275 | 5,003 | 35.45 | 28.36 | 25.35 | 17.71 | 8.24 | 2.68 | 0.94 | 0.58 | 5.92 | 7.39 |
| Tenants | 7,492 | 3,901 | 5,517 | 2,823 | 770 | 318 | 107 | 892 | 653 | 55.85 | 31.39 | 41.13 | 22.72 | 5.74 | 2.56 | 2.33 | 0.86 | 0.65 | 5.25 | |
| Colored farmers, total | 5,005 | 2,847 | 3,545 | 1,932 | 609 | 302 | 209 | 79 | 642 | 484 | 54.70 | 25.85 | 38.74 | 18.00 | 6.66 | 2.75 | 2.29 | 0.72 | 7.01 | 4.39 |
| Owners | 5,843 | 3,640 | 3,957 | 2,468 | 819 | 431 | 280 | 104 | 787 | 637 | 53.85 | 25.37 | 35.46 | 17.21 | 7.65 | 3.00 | 2.58 | 0.73 | 7.20 | 4.44 |
| Managers | 12,465 | 6,799 | 8,822 | 4,360 | 1,317 | 694 | 510 | 117 | 1,808 | 1,328 | 42.93 | 29.16 | 30.40 | 18.70 | 4.54 | 2.98 | 1.76 | 0.50 | 6.23 | 6.08 |
| Tenants | 4,067 | 1,905 | 3,069 | 1,404 | 385 | 151 | 133 | 50 | 480 | 300 | 56.46 | 26.96 | 42.61 | 10.37 | 5.34 | 2.13 | 1.85 | 0.71 | 6.06 | 4.25 |
| Texas. | | | | | | | | | | | | | | | | | | | | |
| White farmers, total | 11,711 | 6,053 | 8,539 | 4,489 | 1,185 | 567 | 408 | 154 | 1,578 | 864 | 38.19 | 19.47 | 27.84 | 14.37 | 3.86 | 1.82 | 1.33 | 0.49 | 5.15 | 2.78 |
| Owners | 13,033 | 7,018 | 9,068 | 4,985 | 1,505 | 759 | 515 | 191 | 1,940 | 1,081 | 34.92 | 18.20 | 24.33 | 12.93 | 4.02 | 1.97 | 1.38 | 0.49 | 5.19 | 2.80 |
| Managers | 110,007 | 81,739 | 81,436 | 66,090 | 4,161 | 2,163 | 1,654 | 701 | 22,806 | 12,180 | 18.37 | 10.30 | 14.60 | 8.41 | 0.92 | 0.27 | 0.20 | 0.09 | 3.82 | 1.54 |
| Tenants | 6,040 | 4,072 | 7,000 | 3,121 | 824 | 349 | 286 | 109 | 930 | 493 | 55.48 | 30.32 | 42.96 | 23.24 | 6.06 | 2.00 | 1.75 | 0.81 | 5.71 | 3.07 |
| Colored farmers, total | 3,348 | 1,816 | 2,469 | 1,128 | 402 | 184 | 106 | 47 | 370 | 259 | 59.15 | 26.38 | 43.62 | 18.38 | 7.10 | 3.00 | 1.90 | 0.76 | 6.53 | 4.23 |
| Owners | 3,675 | 1,873 | 2,346 | 1,188 | 550 | 287 | 159 | 71 | 520 | 362 | 45.02 | 21.36 | 30.60 | 13.51 | 7.17 | 2.93 | 2.07 | 0.81 | 6.78 | 4.11 |
| Managers | 25,204 | 15,614 | 19,106 | 12,468 | 1,903 | 900 | 412 | 343 | 3,693 | 1,682 | 49.40 | 13.27 | 30.77 | 10.99 | 3.05 | 0.65 | 0.66 | 0.29 | 5.92 | 1.44 |
| Tenants | 3,168 | 1,476 | 2,481 | 1,080 | 335 | 150 | 85 | 30 | 297 | 212 | 63.67 | 30.95 | 53.19 | 22.61 | 7.18 | 3.14 | 1.82 | 0.75 | 6.38 | 4.44 |
| MOUNTAIN. | | | | | | | | | | | | | | | | | | | | |
| Montana. | | | | | | | | | | | | | | | | | | | | |
| White farmers, total | 17,193 | 13,651 | 12,074 | 8,908 | 1,482 | 984 | 962 | 415 | 2,675 | 3,343 | 28.28 | 25.77 | 19.88 | 16.82 | 2.44 | 1.86 | 1.58 | 0.78 | 4.40 | 6.31 |
| Owners | 15,985 | 12,162 | 11,137 | 7,770 | 1,412 | 905 | 936 | 397 | 2,500 | 3,091 | 27.79 | 26.07 | 19.36 | 16.63 | 2.46 | 1.94 | 1.63 | 0.85 | 4.35 | 6.63 |
| Managers | 73,304 | 70,760 | 51,400 | 48,685 | 5,113 | 3,679 | 2,342 | 1,221 | 14,450 | 17,305 | 22.82 | 24.91 | 16.00 | 17.10 | 1.69 | 1.29 | 0.73 | 0.43 | 4.50 | 6.09 |
| Tenants | 18,689 | 16,531 | 13,816 | 11,215 | 1,514 | 1,014 | 966 | 419 | 2,304 | 2,783 | 37.41 | 24.45 | 27.05 | 17.66 | 3.03 | 1.83 | 1.93 | 0.66 | 4.79 | 4.30 |
| Colored farmers, total | 11,679 | 5,278 | 7,877 | 3,273 | 898 | 190 | 530 | 125 | 2,570 | 1,690 | 19.37 | 21.59 | 12.85 | 13.39 | 4.07 | 0.78 | 0.86 | 0.51 | 4.19 | 6.91 |
| Owners | 11,629 | 5,198 | 7,890 | 3,215 | 761 | 177 | 523 | 114 | 2,455 | 1,690 | 18.89 | 21.15 | 12.82 | 13.08 | 1.24 | 0.72 | 0.85 | 0.40 | 3.99 | 6.88 |
| Managers | 24,403 | 34,137 | 10,673 | 15,117 | 11,540 | 3,693 | 486 | 4,000 | 1,765 | 11,337 | 53.11 | 30.60 | 23.23 | 18.58 | 25.11 | 3.21 | 1.06 | 3.59 | 3.71 | 10.18 |
| Tenants | 13,662 | 5,602 | 7,284 | 4,523 | 1,316 | 351 | 639 | 182 | 4,363 | 547 | 22.71 | 64.08 | 12.16 | 51.74 | 2.20 | 4.01 | 1.07 | 2.08 | 7.28 | 6.25 |
| Idaho. | | | | | | | | | | | | | | | | | | | | |
| White farmers, total | 17,079 | 9,952 | 12,192 | 7,187 | 1,666 | 820 | 918 | 341 | 2,303 | 1,624 | 85.31 | 57.91 | 60.80 | 41.70 | 8.32 | 4.77 | 4.58 | 1.98 | 11.50 | 9.45 |
| Owners | 16,851 | 9,183 | 11,028 | 6,470 | 1,653 | 798 | 918 | 333 | 2,252 | 1,583 | 80.36 | 56.09 | 55.01 | 39.52 | 8.38 | 4.88 | 4.65 | 2.03 | 11.42 | 9.67 |
| Managers | 48,801 | 38,272 | 34,587 | 27,965 | 3,832 | 2,319 | 1,608 | 845 | 8,774 | 7,143 | 95.90 | 63.73 | 67.97 | 46.57 | 7.53 | 3.86 | 3.16 | 1.41 | 17.24 | 11.90 |
| Tenants | 19,831 | 12,471 | 15,693 | 10,159 | 1,482 | 794 | 836 | 338 | 1,820 | 1,180 | 110.22 | 69.20 | 87.22 | 56.42 | 8.24 | 4.41 | 4.65 | 1.87 | 10.11 | 6.55 |
| Colored farmers, total | 11,213 | 6,823 | 9,224 | 5,078 | 701 | 419 | 494 | 296 | 795 | 1,030 | 118.95 | 47.09 | 97.85 | 35.04 | 7.43 | 2.89 | 5.24 | 2.04 | 8.44 | 7.11 |
| Owners | 9,109 | 6,778 | 7,220 | 4,929 | 599 | 424 | 458 | 285 | 831 | 1,139 | 91.23 | 42.60 | 72.32 | 31.03 | 6.00 | 2.67 | 4.59 | 1.80 | 8.33 | 7.17 |
| Managers | 16,481 | 7,074 | 14,239 | 5,900 | 954 | 302 | 583 | 352 | 704 | 431 | 205.25 | 104.63 | 177.33 | 87.18 | 11.88 | 5.79 | 7.26 | 5.20 | 8.77 | 6.36 |
| Wyoming. | | | | | | | | | | | | | | | | | | | | |
| White farmers, total | 21,374 | 15,280 | 13,478 | 8,123 | 1,522 | 823 | 751 | 335 | 5,622 | 5,999 | 28.25 | 19.56 | 17.82 | 10.40 | 2.01 | 1.05 | 0.99 | 0.43 | 7.43 | 7.68 |
| Owners | 18,963 | 12,630 | 11,664 | 6,592 | 1,406 | 722 | 715 | 302 | 5,178 | 5,014 | 26.96 | 23.87 | 16.58 | 12.46 | 2.00 | 1.37 | 1.02 | 0.57 | 7.36 | 9.48 |
| Managers | 112,150 | 100,270 | 74,979 | 61,542 | 5,901 | 3,855 | 2,129 | 1,439 | 29,141 | 43,422 | 28.84 | 10.86 | 19.28 | 5.58 | 1.52 | 0.42 | 0.55 | 0.18 | 7.49 | 4.70 |
| Tenants | 20,223 | 14,615 | 13,950 | 9,702 | 1,463 | 867 | 728 | 312 | 4,082 | 3,784 | 39.70 | 24.78 | 27.38 | 16.45 | 2.87 | 1.47 | 1.48 | 0.53 | 8.01 | 6.33 |
| Colored farmers, total | 8,450 | 4,603 | 5,718 | 2,981 | 548 | 219 | 448 | 137 | 1,735 | 1,265 | 62.44 | 27.68 | 42. | | | | | | | |

COLOR AND TENURE OF FARMER.

TABLE 21.—AVERAGE VALUE OF ALL FARM PROPERTY AND OF THE SEVERAL CLASSES, PER FARM AND PER ACRE, BY COLOR AND TENURE, BY DIVISIONS AND STATES: 1920 AND 1910—Continued.

[All averages based on Tables 12, 14, 15, 17, and 18. Averages for land and buildings together in Tables 19 and 20.]

| DIVISION OR STATE AND COLOR AND TENURE. | AVERAGE VALUE PER FARM. | | | | | | | | | | AVERAGE VALUE PER ACRE. | | | | | | | | | |
|---|-------------------------|---------|----------|---------|------------|-------|---------------------------|-------|------------|--------|-------------------------|---------|---------|---------|------------|--------|---------------------------|--------|------------|--------|
| | All farm property. | | Land. | | Buildings. | | Implements and machinery. | | Livestock. | | All farm property. | | Land. | | Buildings. | | Implements and machinery. | | Livestock. | |
| | 1920 | 1910 | 1920 | 1910 | 1920 | 1910 | 1920 | 1910 | 1920 | 1910 | 1920 | 1910 | 1920 | 1910 | 1920 | 1910 | 1920 | 1910 | 1920 | 1910 |
| MOUNTAIN—CON. | | | | | | | | | | | | | | | | | | | | |
| Colorado—Con. | | | | | | | | | | | | | | | | | | | | |
| Colored farmers, total..... | \$15,624 | \$7,434 | \$12,466 | \$6,837 | \$1,120 | \$176 | \$875 | \$64 | \$1,163 | \$357 | \$98.88 | \$39.56 | \$78.89 | \$36.39 | \$7.09 | \$0.94 | \$5.54 | \$0.34 | \$7.36 | \$1.90 |
| Owners..... | 7,866 | 6,397 | 5,759 | 6,037 | 738 | 105 | 420 | 35 | 950 | 219 | 41.74 | 34.37 | 30.50 | 32.44 | 3.91 | 0.56 | 2.23 | 0.19 | 5.04 | 1.18 |
| Managers..... | 41,873 | 17,431 | 28,200 | 13,400 | 3,500 | 100 | 1,748 | 50 | 8,428 | 3,831 | 103.12 | 6.40 | 70.79 | 4.96 | 8.79 | 0.04 | 4.39 | 0.02 | 21.15 | 1.44 |
| Tenants..... | 21,533 | 11,857 | 17,713 | 10,257 | 1,300 | 485 | 1,235 | 190 | 1,195 | 925 | 168.29 | 68.91 | 138.44 | 59.61 | 10.86 | 2.82 | 9.65 | 1.11 | 9.34 | 5.38 |
| New Mexico. | | | | | | | | | | | | | | | | | | | | |
| White farmers, total..... | 11,449 | 4,634 | 6,951 | 2,866 | 895 | 382 | 338 | 119 | 3,265 | 1,246 | 13.15 | 14.01 | 7.99 | 8.73 | 1.03 | 1.16 | 0.89 | 0.36 | 3.75 | 3.77 |
| Owners..... | 10,162 | 3,680 | 6,042 | 2,176 | 861 | 348 | 323 | 112 | 2,928 | 1,044 | 13.70 | 16.63 | 8.19 | 9.83 | 1.17 | 1.57 | 0.44 | 0.51 | 3.97 | 4.72 |
| Managers..... | 82,642 | 86,302 | 50,765 | 60,243 | 3,862 | 3,639 | 1,371 | 850 | 26,845 | 21,630 | 9.22 | 8.58 | 5.69 | 5.99 | 0.43 | 0.30 | 0.13 | 0.08 | 3.00 | 2.15 |
| Tenants..... | 11,618 | 6,080 | 7,834 | 4,967 | 763 | 410 | 1,377 | 122 | 2,684 | 1,181 | 14.80 | 13.26 | 9.98 | 9.86 | 0.97 | 0.81 | 0.43 | 0.24 | 3.42 | 2.34 |
| Colored farmers, total..... | 2,653 | 1,694 | 1,029 | 949 | 235 | 95 | 162 | 55 | 1,227 | 795 | 77.28 | 22.20 | 22.97 | 11.13 | 6.85 | 1.12 | 4.72 | 0.64 | 35.73 | 8.20 |
| Owners..... | 2,550 | 1,801 | 910 | 873 | 253 | 91 | 151 | 51 | 1,235 | 786 | 70.02 | 21.97 | 24.90 | 10.64 | 6.96 | 1.11 | 4.14 | 0.63 | 33.92 | 9.59 |
| Managers..... | 7,656 | 28,119 | 4,875 | 22,188 | 1,500 | 1,100 | 780 | 447 | 501 | 4,385 | 588.92 | 20.34 | 375.00 | 15.05 | 115.38 | 0.80 | 60.00 | 0.82 | 38.54 | 3.17 |
| Tenants..... | 3,341 | 6,837 | 1,842 | 4,280 | 94 | 343 | 235 | 286 | 1,169 | 927 | 171.03 | 35.57 | 94.30 | 26.08 | 4.83 | 2.09 | 12.05 | 1.75 | 59.85 | 5.05 |
| Arizona. | | | | | | | | | | | | | | | | | | | | |
| White farmers, total..... | 24,553 | 11,573 | 16,438 | 6,667 | 1,667 | 797 | 927 | 279 | 5,521 | 3,829 | 39.89 | 60.85 | 26.71 | 35.06 | 2.71 | 4.19 | 1.51 | 1.47 | 8.97 | 20.13 |
| Owners..... | 19,425 | 9,785 | 12,686 | 5,377 | 1,508 | 785 | 837 | 263 | 4,304 | 3,300 | 37.74 | 63.63 | 24.65 | 34.96 | 2.03 | 5.10 | 1.63 | 1.71 | 8.54 | 21.85 |
| Managers..... | 151,956 | 58,541 | 93,807 | 35,831 | 8,626 | 2,094 | 4,004 | 986 | 45,629 | 19,629 | 32.80 | 33.82 | 20.25 | 20.70 | 1.86 | 1.21 | 0.86 | 0.57 | 9.83 | 11.84 |
| Tenants..... | 24,143 | 13,893 | 18,912 | 9,221 | 1,131 | 634 | 770 | 245 | 3,320 | 3,793 | 70.62 | 107.82 | 55.24 | 71.56 | 3.30 | 4.92 | 2.25 | 1.00 | 9.73 | 29.44 |
| Colored farmers, total..... | 7,024 | 1,688 | 4,975 | 682 | 321 | 42 | 274 | 33 | 1,453 | 931 | 75.10 | 53.61 | 53.19 | 21.67 | 3.44 | 1.32 | 2.93 | 1.05 | 15.54 | 29.57 |
| Owners..... | 5,100 | 1,620 | 3,042 | 615 | 223 | 38 | 222 | 31 | 1,235 | 936 | 52.14 | 52.21 | 31.04 | 19.83 | 2.28 | 1.22 | 2.26 | 1.00 | 18.55 | 30.16 |
| Managers..... | 22,205 | 5,028 | 15,206 | 2,489 | 4,174 | 780 | 1,850 | 50 | 945 | 1,710 | 98.25 | 33.02 | 67.28 | 16.34 | 18.47 | 5.12 | 3.32 | 0.33 | 4.18 | 11.23 |
| Tenants..... | 18,198 | 5,840 | 16,645 | 5,131 | 719 | 132 | 511 | 193 | 423 | 333 | 313.46 | 108.08 | 284.98 | 147.67 | 12.38 | 3.81 | 8.81 | 5.57 | 7.28 | 11.04 |
| Utah. | | | | | | | | | | | | | | | | | | | | |
| White farmers, total..... | 12,165 | 6,977 | 8,233 | 4,599 | 1,288 | 841 | 529 | 207 | 2,115 | 1,331 | 61.44 | 44.24 | 41.58 | 29.16 | 6.50 | 5.33 | 2.67 | 1.31 | 10.68 | 8.44 |
| Owners..... | 11,801 | 6,690 | 7,901 | 4,325 | 1,305 | 839 | 536 | 203 | 2,059 | 1,324 | 65.15 | 45.54 | 43.62 | 29.44 | 7.20 | 5.71 | 2.90 | 1.38 | 11.37 | 9.01 |
| Managers..... | 46,455 | 39,858 | 30,144 | 30,254 | 2,507 | 2,369 | 1,777 | 915 | 12,627 | 6,323 | 23.06 | 24.59 | 14.96 | 18.66 | 1.24 | 1.40 | 0.58 | 0.50 | 6.27 | 3.90 |
| Tenants..... | 11,433 | 6,585 | 8,610 | 4,842 | 1,004 | 682 | 402 | 173 | 1,418 | 838 | 82.54 | 56.92 | 62.16 | 42.17 | 7.25 | 5.94 | 2.90 | 1.51 | 10.24 | 7.30 |
| Colored farmers, total..... | 9,969 | 5,361 | 7,577 | 3,892 | 578 | 262 | 366 | 136 | 1,448 | 1,071 | 60.65 | 64.59 | 61.30 | 46.89 | 4.68 | 3.16 | 2.96 | 1.64 | 11.71 | 12.90 |
| Owners..... | 6,110 | 3,683 | 3,591 | 2,035 | 404 | 231 | 284 | 140 | 1,332 | 1,277 | 92.31 | 47.14 | 54.25 | 26.05 | 6.10 | 2.98 | 4.20 | 1.79 | 20.67 | 16.34 |
| Managers..... | 84,949 | 250,700 | 51,833 | 248,000 | 5,167 | 2,000 | 1,767 | 1,746 | 60,397 | 41,702 | 10.04 | 100.28 | 6.12 | 99.20 | 0.61 | 0.80 | 0.21 | | 3.09 | 0.28 |
| Tenants..... | 14,022 | 7,345 | 12,343 | 6,552 | 741 | 344 | 456 | 126 | 482 | 323 | 242.23 | 122.77 | 213.22 | 109.51 | 12.80 | 5.75 | 7.88 | 2.10 | 8.33 | 5.40 |
| Nevada. | | | | | | | | | | | | | | | | | | | | |
| White farmers, total..... | 33,606 | 23,735 | 19,971 | 13,861 | 2,319 | 1,699 | 1,217 | 614 | 10,089 | 7,561 | 42.18 | 22.17 | 25.07 | 12.95 | 2.91 | 1.59 | 1.53 | 0.57 | 12.68 | 7.06 |
| Owners..... | 26,329 | 16,429 | 15,382 | 9,249 | 2,026 | 1,371 | 1,105 | 540 | 7,817 | 5,270 | 46.57 | 32.41 | 27.20 | 18.25 | 3.58 | 2.70 | 1.95 | 1.07 | 13.83 | 10.40 |
| Managers..... | 153,955 | 120,697 | 94,092 | 71,032 | 6,596 | 6,218 | 2,959 | 1,746 | 50,397 | 41,702 | 32.28 | 14.26 | 19.71 | 8.39 | 1.38 | 0.73 | 0.62 | 0.21 | 10.57 | 4.93 |
| Tenants..... | 20,707 | 15,605 | 16,715 | 10,907 | 2,369 | 1,239 | 1,175 | 445 | 6,448 | 2,914 | 54.34 | 32.00 | 34.01 | 22.61 | 4.82 | 2.56 | 2.39 | 0.92 | 13.12 | 6.01 |
| Colored farmers, total..... | 3,866 | 2,472 | 2,501 | 1,461 | 306 | 237 | 226 | 152 | 733 | 621 | 71.75 | 50.19 | 48.22 | 29.67 | 5.69 | 4.81 | 4.20 | 3.09 | 13.64 | 12.61 |
| Owners..... | 3,447 | 2,434 | 2,173 | 1,393 | 310 | 240 | 227 | 157 | 736 | 645 | 64.62 | 52.53 | 40.74 | 30.06 | 5.81 | 5.17 | 4.26 | 3.39 | 13.80 | 13.91 |
| Managers..... | 5,848 | 3,785 | 4,900 | 3,400 | 100 | 100 | 300 | 75 | 548 | 210 | 73.10 | 23.60 | 61.25 | 21.26 | 1.25 | 0.63 | 3.75 | 0.47 | 6.85 | 1.31 |
| Tenants..... | 12,175 | 3,031 | 11,055 | 2,525 | 240 | 206 | 183 | 70 | 897 | 230 | 204.62 | 36.35 | 185.80 | 27.79 | 4.03 | 2.27 | 3.08 | 0.77 | 11.71 | 2.53 |
| PACIFIC. | | | | | | | | | | | | | | | | | | | | |
| Washington. | | | | | | | | | | | | | | | | | | | | |
| White farmers, total..... | 16,037 | 11,402 | 12,090 | 9,245 | 1,871 | 982 | 831 | 301 | 1,245 | 875 | 79.34 | 54.07 | 59.81 | 43.84 | 9.26 | 4.66 | 4.11 | 1.43 | 6.16 | 4.15 |
| Owners..... | 13,644 | 10,204 | 9,983 | 8,155 | 1,807 | 965 | 756 | 279 | 1,098 | 805 | 77.47 | 52.87 | 56.69 | 42.26 | 10.26 | 5.00 | 4.20 | 1.45 | 6.23 | 4.17 |
| Managers..... | 44,440 | 33,134 | 34,579 | 28,885 | 4,731 | 1,950 | 1,731 | 573 | 3,309 | 1,736 | 95.39 | 50.55 | 74.23 | 51.92 | 10.15 | 3.50 | 3.72 | 1.03 | 7.30 | 3.10 |
| Tenants..... | 23,913 | 16,247 | 19,274 | 13,669 | 1,872 | 964 | 1,078 | 403 | 1,689 | 1,212 | 81.82 | 57.94 | 65.95 | 48.75 | 6.40 | 3.44 | 3.69 | 1.44 | 5.78 | 4.32 |
| Colored farmers, total..... | 11,583 | 8,604 | 9,089 | 7,412 | 857 | 420 | 554 | 143 | 1,084 | 638 | 144.62 | 95.98 | 113.47 | 82.68 | 10.70 | 4.69 | 6.91 | 1.59 | 13.53 | 7.02 |
| Owners..... | 8,644 | 6,230 | 6,314 | 5,003 | 882 | 432 | 554 | 153 | 1,016 | 702 | 64.20 | 52.69 | 46.90 | 42.32 | 6.55 | 3.14 | 3.21 | 1.30 | 7.55 | 5.94 |
| Managers..... | 22,024 | 11,433 | 17,160 | 9,694 | 944 | 1,325 | 572 | 95 | 3,357 | 320 | 165.46 | 241.39 | 128.84 | 204.66 | 7.10 | 27.07 | 4.30 | 2.00 | 25.22 | 6.76 |
| Tenants..... | 13,509 | 12,557 | 10,929 | 11,438 | 838 | 478 | 630 | 126 | 1,104 | 515 | 326.83 | 297.38 | 264.40 | 270.89 | 20.27 | 11.32 | 15.45 | 2.99 | 26.70 | 12.10 |
| Oregon. | | | | | | | | | | | | | | | | | | | | |
| White farmers, total..... | 16,367 | 11,604 | 11,714 | 9,065 | 1,782 | 972 | 832 | 291 | 2,040 | 1,312 | 60.43 | 45.54 | 43.25 | 35.47 | 6.58 | 3.80 | 3.07 | 1.14 | 7.53 | 5.13 |
| Owners..... | 14,788 | 10,432 | 10,296 | 7,946 | 1,749 | 958 | 789 | 279 | 1,954 | 1,249 | 58.34 | 44.09 | 40.97 | 33.58 | 6.96 | 4.05 | 3.14 | 1.18 | 7.78 | 5.25 |
| Managers..... | 48,392 | 39,355 | 35,311 | 32,064 | 4,625 | 2,016 | 1,648 | 602 | 6,898 | 4,673 | 52.52 | 43.24 | 38.33 | 36.23 | 5.02 | 2.22 | 1.79 | 0.66 | 7.39 | 5.14 |
| Tenants..... | 19,979 | 14,866 | 15,464 | 12,407 | 1,045 | 936 | 323 | 1,035 | 1,236 | 638 | 68.78 | 53.33 | 53.24 | 44.45 | 5.66 | 3.30 | 3.22 | 1.16 | 6.66 | 4.43 |
| Colored farmers, total..... | 10,845 | 9,418 | 8,472 | 7,816 | 929 | 426 | 484 | 207 | 959 | 968 | 62.23 | 27.42 | 48.62 | 22.75 | 5.33 | 1.24 | 2.78 | 0.60 | 5.51 | 2.82 |
| Owners..... | 9,102 | 8,672 | 6,660 | 7,031 | 882 | 300 | 339 | 208 | 1,281 | 1,132 | 36.70 | 20.18 | 26.68 | 16.36 | 3.53 | 0.70 | 1.36 | 0.48 | 5.13 | 2.63 |
| Managers..... | 24,585 | 18,218 | 20,441 | 14,675 | 2,469 | 1,888 | 819 | 297 | | | | | | | | | | | | |

TABLE 22.—VALUE OF ALL FARM PROPERTY AND OF THE SEVERAL CLASSES, WITH AVERAGE PER FARM, BY COLOR AND TENURE (DETAILED CLASSIFICATION), BY DIVISIONS AND STATES: 1920.

| DIVISION OR STATE AND COLOR AND TENURE. | VALUE OF FARM PROPERTY. | | | | | | AVERAGE VALUE PER FARM. | | | | | | |
|---|-------------------------|-------------------------|-------------------------|-------------------------|---------------------------|------------------------|-------------------------|---------------------|----------------|----------------|---------------------------|----------------|--|
| | All farm property. | Land and buildings. | | | Implements and machinery. | Live stock. | All farm property. | Land and buildings. | | | Implements and machinery. | Live stock. | |
| | | Total. | Land alone. | Buildings. | | | | Total. | Land alone. | Buildings. | | | |
| UNITED STATES. | | | | | | | | | | | | | |
| White farmers, total..... | \$74,955,403,721 | \$63,786,058,855 | \$62,707,641,140 | \$11,078,417,715 | \$3,491,321,159 | \$7,678,023,707 | \$13,632 | \$11,801 | \$9,586 | \$2,015 | \$635 | \$1,398 | |
| Owners..... | 46,810,947,920 | 39,215,462,823 | 31,471,590,402 | 7,743,872,421 | 2,411,134,220 | 5,184,350,877 | 12,679 | 10,622 | 8,525 | 2,098 | 653 | 1,404 | |
| Owning entire farm..... | 36,176,166,655 | 30,175,231,465 | 23,638,989,408 | 6,537,282,057 | 1,927,214,682 | 4,072,670,508 | 11,397 | 9,607 | 7,447 | 2,060 | 607 | 1,283 | |
| Hiring additional land..... | 10,634,781,265 | 9,039,181,358 | 7,832,590,994 | 1,206,590,364 | 483,919,538 | 1,111,680,369 | 20,540 | 17,458 | 15,128 | 2,330 | 935 | 2,147 | |
| Managers..... | 3,091,165,814 | 2,629,284,670 | 2,178,344,770 | 450,939,900 | 102,231,072 | 359,650,066 | 46,678 | 39,703 | 32,894 | 6,809 | 1,544 | 5,431 | |
| Tenants..... | 25,053,289,987 | 21,941,811,356 | 19,057,705,962 | 2,883,605,394 | 977,955,857 | 2,134,022,764 | 14,395 | 12,607 | 10,550 | 1,657 | 502 | 1,226 | |
| Share, incl. croppers..... | 11,921,171,797 | 11,921,171,797 | 10,249,405,206 | 1,671,766,591 | 554,897,105 | 1,206,795,474 | 11,756 | 10,242 | 8,806 | 1,436 | 477 | 1,037 | |
| Share tenants proper..... | 12,833,101,525 | 11,174,452,487 | 9,619,461,752 | 1,554,990,735 | 529,583,519 | 1,129,095,519 | 13,702 | 11,931 | 10,271 | 1,680 | 505 | 1,302 | |
| Croppers ¹ | 849,762,851 | 746,719,810 | 629,943,454 | 116,775,855 | 25,313,586 | 77,729,955 | 3,737 | 3,284 | 2,770 | 514 | 111 | 246 | |
| Share-cash..... | 3,989,055,066 | 3,632,413,956 | 3,314,287,619 | 318,126,337 | 131,453,184 | 225,180,926 | 33,411 | 30,424 | 27,769 | 2,664 | 1,101 | 1,886 | |
| Cash, incl. standing renters..... | 6,728,610,115 | 5,826,072,815 | 5,020,508,499 | 805,564,316 | 296,270,857 | 636,290,443 | 16,783 | 14,552 | 12,523 | 2,009 | 694 | 1,587 | |
| Cash tenants proper..... | 6,591,295,437 | 5,710,319,021 | 4,927,105,515 | 783,213,506 | 259,749,937 | 621,226,449 | 17,632 | 15,275 | 13,180 | 2,095 | 695 | 1,632 | |
| Standing renters ¹ | 137,314,678 | 115,753,794 | 93,402,884 | 22,360,810 | 6,520,920 | 15,039,944 | 5,072 | 4,276 | 3,470 | 820 | 241 | 559 | |
| Unspecified..... | 652,757,430 | 561,652,788 | 473,504,638 | 88,148,160 | 25,324,721 | 65,779,921 | 11,632 | 10,008 | 8,438 | 1,571 | 451 | 1,172 | |
| Colored farmers, total..... | 2,968,696,617 | 2,529,943,747 | 2,121,921,919 | 408,021,828 | 103,451,769 | 335,301,101 | 3,125 | 2,663 | 2,234 | 430 | 109 | 353 | |
| Owners..... | 800,598,024 | 648,760,084 | 513,191,282 | 135,568,852 | 36,658,661 | 115,170,379 | 3,433 | 2,782 | 2,200 | 581 | 157 | 494 | |
| Owning entire farm..... | 661,227,524 | 534,439,299 | 410,745,955 | 114,693,404 | 30,964,138 | 95,824,057 | 3,437 | 2,778 | 2,182 | 596 | 161 | 498 | |
| Hiring additional land..... | 139,370,500 | 114,320,785 | 93,445,327 | 20,875,448 | 5,694,423 | 19,355,292 | 3,414 | 2,801 | 2,289 | 511 | 139 | 474 | |
| Managers..... | 41,107,191 | 35,931,789 | 29,306,244 | 6,625,545 | 1,542,630 | 3,632,772 | 18,467 | 16,142 | 13,165 | 2,976 | 693 | 1,632 | |
| Tenants..... | 2,126,991,402 | 1,845,251,874 | 1,570,424,443 | 265,827,411 | 65,250,578 | 216,488,950 | 2,977 | 2,533 | 2,111 | 372 | 91 | 303 | |
| Share, incl. croppers..... | 1,474,221,606 | 1,300,501,544 | 1,111,081,893 | 189,419,651 | 39,880,265 | 133,839,797 | 2,863 | 2,528 | 2,158 | 368 | 77 | 260 | |
| Share tenants proper..... | 662,535,777 | 569,627,997 | 489,923,624 | 79,674,373 | 21,776,779 | 71,131,001 | 3,057 | 3,144 | 2,705 | 440 | 120 | 393 | |
| Croppers ¹ | 811,685,829 | 730,873,647 | 621,128,269 | 109,745,278 | 18,103,486 | 62,708,796 | 2,432 | 2,180 | 1,861 | 329 | 54 | 188 | |
| Share-cash..... | 41,702,636 | 36,327,826 | 32,355,430 | 3,972,387 | 1,150,201 | 4,224,509 | 4,949 | 4,311 | 3,839 | 471 | 136 | 501 | |
| Cash, incl. standing renters..... | 591,626,704 | 492,174,681 | 422,437,873 | 69,736,805 | 23,582,201 | 75,869,822 | 3,214 | 2,673 | 2,295 | 379 | 128 | 412 | |
| Cash tenants proper..... | 359,890,687 | 302,499,807 | 264,713,038 | 37,786,769 | 13,935,481 | 43,455,399 | 3,970 | 3,449 | 2,493 | 356 | 131 | 409 | |
| Standing renters ¹ | 231,736,017 | 189,674,874 | 167,724,835 | 31,950,039 | 9,646,720 | 32,414,423 | 3,214 | 2,434 | 2,024 | 410 | 124 | 416 | |
| Unspecified..... | 19,440,556 | 16,247,823 | 18,549,238 | 2,698,585 | 637,911 | 2,554,822 | 2,759 | 2,306 | 1,923 | 383 | 91 | 363 | |
| GEOGRAPHIC DIVISIONS. | | | | | | | | | | | | | |
| NEW ENGLAND. | | | | | | | | | | | | | |
| White farmers, total..... | 1,171,606,271 | 916,313,274 | 487,501,110 | 428,812,164 | 92,318,985 | 162,974,012 | 7,496 | 5,863 | 3,119 | 2,744 | 591 | 1,043 | |
| Owners..... | 948,713,034 | 732,311,285 | 383,895,939 | 348,414,352 | 70,655,997 | 130,775,752 | 6,780 | 5,233 | 2,743 | 2,400 | 599 | 977 | |
| Owning entire farm..... | 883,216,815 | 682,037,624 | 356,125,994 | 325,011,630 | 74,176,494 | 127,002,697 | 6,909 | 5,104 | 2,665 | 2,439 | 555 | 950 | |
| Hiring additional land..... | 65,526,219 | 50,273,661 | 27,770,939 | 22,502,722 | 5,479,503 | 9,773,055 | 10,386 | 7,069 | 4,402 | 3,567 | 869 | 1,519 | |
| Managers..... | 133,236,621 | 114,885,476 | 63,931,157 | 50,954,319 | 6,749,341 | 11,601,804 | 27,850 | 24,015 | 13,364 | 10,651 | 1,411 | 2,425 | |
| Tenants..... | 89,626,616 | 69,116,513 | 30,673,020 | 29,443,493 | 5,913,647 | 14,596,456 | 7,748 | 5,975 | 3,430 | 2,545 | 511 | 1,262 | |
| Share..... | 30,307,026 | 22,738,902 | 12,790,492 | 9,939,410 | 2,095,943 | 5,472,181 | 11,262 | 8,450 | 4,756 | 3,694 | 779 | 2,034 | |
| Share-cash..... | 893,406 | 638,095 | 351,845 | 283,260 | 69,895 | 185,416 | 9,404 | 6,717 | 3,735 | 2,982 | 736 | 1,952 | |
| Cash..... | 54,177,281 | 42,457,404 | 24,832,970 | 17,624,425 | 3,455,695 | 8,264,181 | 6,734 | 5,277 | 3,087 | 2,101 | 430 | 1,027 | |
| Unspecified..... | 4,248,903 | 3,282,122 | 1,685,704 | 1,596,408 | 292,113 | 674,678 | 5,773 | 4,459 | 2,290 | 2,169 | 397 | 917 | |
| Colored farmers, total..... | 1,413,323 | 1,155,310 | 624,140 | 531,170 | 68,540 | 189,473 | 5,215 | 4,253 | 2,303 | 1,960 | 253 | 699 | |
| Owners..... | 844,651 | 674,660 | 341,390 | 333,270 | 50,215 | 120,076 | 3,876 | 3,095 | 1,566 | 1,529 | 230 | 551 | |
| Owning entire farm..... | 761,632 | 608,160 | 309,090 | 299,070 | 44,315 | 109,187 | 3,662 | 2,924 | 1,486 | 1,438 | 213 | 525 | |
| Hiring additional land..... | 83,289 | 66,500 | 32,300 | 34,200 | 5,900 | 10,889 | 8,329 | 6,950 | 3,230 | 3,420 | 590 | 1,089 | |
| Managers..... | 285,393 | 236,900 | 120,000 | 116,900 | 8,500 | 39,993 | 15,855 | 13,161 | 6,067 | 6,494 | 472 | 2,222 | |
| Tenants..... | 282,979 | 243,750 | 162,750 | 81,000 | 9,825 | 29,404 | 8,085 | 6,964 | 4,650 | 2,314 | 281 | 840 | |
| Share..... | 130,802 | 117,600 | 60,500 | 31,000 | 3,800 | 9,562 | 18,695 | 16,786 | 12,357 | 4,429 | 543 | 1,366 | |
| Share-cash..... | 143,587 | 122,050 | 73,650 | 48,400 | 5,225 | 16,312 | 5,823 | 4,604 | 2,835 | 1,862 | 201 | 627 | |
| Cash..... | 8,530 | 4,200 | 2,000 | 1,600 | 800 | 3,630 | 4,265 | 2,100 | 1,300 | 800 | 400 | 1,765 | |
| Unspecified..... | | | | | | | | | | | | | |
| MIDDLE ATLANTIC. | | | | | | | | | | | | | |
| White farmers, total..... | 3,939,421,666 | 2,994,027,569 | 1,656,863,858 | 1,337,163,711 | 358,461,081 | 586,933,016 | 9,300 | 7,068 | 3,911 | 3,157 | 848 | 1,386 | |
| Owners..... | 2,659,326,425 | 1,984,594,546 | 1,039,983,670 | 944,610,876 | 262,220,457 | 412,511,422 | 8,154 | 6,085 | 3,189 | 2,896 | 804 | 1,265 | |
| Owning entire farm..... | 2,416,826,026 | 1,802,602,591 | 934,086,109 | 868,516,482 | 239,029,720 | 376,193,715 | 7,958 | 5,935 | 3,078 | 2,800 | 787 | 1,235 | |
| Hiring additional land..... | 242,600,399 | 181,991,955 | 105,897,561 | 76,094,394 | 23,190,737 | 37,317,707 | 10,819 | 8,120 | 4,725 | 3,395 | 1,085 | 1,665 | |
| Managers..... | 299,949,236 | 254,048,815 | 148,783,955 | 105,864,860 | 16,375,418 | 28,925,003 | 30,723 | 26,083 | 15,240 | 10,843 | 1,677 | 2,063 | |
| Tenants..... | 980,146,005 | 754,784,208 | 468,096,233 | 286,687,975 | 79,865,206 | 145,496,591 | 11,174 | 8,605 | 5,336 | 3,268 | 910 | 1,669 | |
| Share..... | 590,081,985 | 440,399,257 | 255,262,497 | 185,169,760 | 52,675,159 | 96,960,569 | 11,584 | 8,647 | 5,011 | 3,636 | 1,034 | 1,904 | |
| Share-cash..... | 11,544,088 | 8,776,595 | 5,028,305 | 3,748,200 | 1,014,512 | 1,752,931 | 10,289 | 7,822 | 4,482 | 3,341 | 904 | 1,562 | |
| Cash..... | 351,995,729 | 285,167,318 | 196,125,978 | 89,041,340 | 24,011,848 | 42,816,563 | 10,774 | 8,728 | 6,003 | 2,725 | 785 | 1,311 | |
| Unspecified..... | 26,574,223 | 20,444,088 | 11,715,453 | 8,728,587 | 2,163,671 | 3,966,528 | 8,879 | 6,831 | 3,914 | 2,910 | 723 | 1,325 | |

¹ Reported in the Southern states only.

TABLE 22.—VALUE OF ALL FARM PROPERTY AND OF THE SEVERAL CLASSES, WITH AVERAGE PER FARM, BY COLOR AND TENURE (DETAILED CLASSIFICATION), BY DIVISIONS AND STATES: 1920—Continued.

| DIVISION OR STATE AND COLOR AND TENURE. | VALUE OF FARM PROPERTY. | | | | | | AVERAGE VALUE PER FARM. | | | | | |
|---|-------------------------|---------------------|----------------|---------------|---------------------------|---------------|-------------------------|---------------------|-------------|------------|---------------------------|-------------|
| | All farm property. | Land and buildings. | | | Implements and machinery. | Live stock. | All farm property. | Land and buildings. | | | Implements and machinery. | Live stock. |
| | | Total. | Land alone. | Buildings. | | | | Total. | Land alone. | Buildings. | | |
| GEOG. DIVISIONS—Con. | | | | | | | | | | | | |
| MIDDLE ATLANTIC—Col. | | | | | | | | | | | | |
| Colored farmers, total..... | \$10,262,517 | \$8,110,185 | \$4,812,249 | \$3,297,936 | \$691,255 | \$1,461,077 | \$6,681 | \$5,280 | \$3,133 | \$2,147 | \$450 | \$951 |
| Owners..... | 4,265,149 | 3,181,240 | 1,720,379 | 1,460,861 | 348,764 | 735,145 | 4,376 | 3,263 | 1,764 | 1,498 | 368 | 754 |
| Owning entire farm..... | 3,814,543 | 2,845,355 | 1,546,659 | 1,298,696 | 316,181 | 653,007 | 4,296 | 3,204 | 1,742 | 1,462 | 356 | 735 |
| Hiring additional land..... | 450,606 | 335,885 | 173,720 | 162,165 | 32,583 | 82,138 | 5,170 | 3,861 | 1,997 | 1,864 | 375 | 944 |
| Managers..... | 2,121,170 | 1,802,965 | 964,115 | 838,850 | 125,160 | 193,051 | 23,569 | 20,033 | 10,712 | 9,321 | 1,391 | 2,145 |
| Tenants..... | 3,876,192 | 3,125,980 | 2,127,755 | 998,225 | 217,331 | 532,881 | 8,230 | 6,637 | 4,518 | 2,119 | 401 | 1,131 |
| Share..... | 2,094,813 | 1,683,760 | 1,024,285 | 559,475 | 147,606 | 363,447 | 8,692 | 6,672 | 4,250 | 2,321 | 612 | 1,508 |
| Share-cash..... | 38,391 | 35,600 | 21,200 | 14,400 | 1,860 | 1,231 | 7,678 | 7,120 | 4,240 | 2,880 | 312 | 246 |
| Cash..... | 1,664,630 | 1,446,420 | 1,047,120 | 399,300 | 63,320 | 154,890 | 8,003 | 6,954 | 5,034 | 1,920 | 304 | 745 |
| Unspecified..... | 78,358 | 60,200 | 35,150 | 25,050 | 4,845 | 13,313 | 4,609 | 3,641 | 2,068 | 1,474 | 285 | 783 |
| EAST NORTH CENTRAL. | | | | | | | | | | | | |
| White farmers, total..... | 17,216,409,359 | 14,913,047,970 | 12,026,451,412 | 2,886,596,558 | 784,896,834 | 1,518,464,555 | 15,937 | 13,805 | 11,133 | 2,672 | 727 | 1,408 |
| Owners..... | 10,043,050,901 | 8,535,502,603 | 6,567,616,302 | 1,967,886,307 | 520,972,145 | 980,576,147 | 13,150 | 11,176 | 8,600 | 2,377 | 682 | 1,292 |
| Owning entire farm..... | 7,938,781,128 | 6,742,753,579 | 5,074,313,939 | 1,608,439,040 | 431,029,923 | 814,997,020 | 12,153 | 10,257 | 7,719 | 2,538 | 650 | 1,240 |
| Hiring additional land..... | 2,054,269,773 | 1,792,749,030 | 1,493,302,363 | 299,446,667 | 89,942,222 | 171,578,521 | 19,819 | 10,860 | 14,044 | 2,816 | 846 | 1,614 |
| Managers..... | 475,838,563 | 419,553,629 | 334,600,649 | 84,952,980 | 16,220,805 | 39,555,129 | 35,263 | 31,124 | 24,822 | 6,302 | 1,204 | 2,934 |
| Tenants..... | 6,698,019,895 | 5,957,991,732 | 5,124,234,461 | 833,757,271 | 247,694,884 | 492,333,270 | 22,099 | 19,658 | 16,907 | 2,751 | 817 | 1,624 |
| Share..... | 3,071,771,025 | 2,745,277,937 | 2,403,012,819 | 403,012,819 | 141,268,191 | 291,812,078 | 20,246 | 17,801 | 15,138 | 2,722 | 779 | 1,606 |
| Share-cash..... | 1,390,554,563 | 1,280,175,201 | 1,180,759,090 | 105,416,111 | 39,597,447 | 64,781,815 | 41,525 | 38,408 | 35,260 | 5,148 | 1,182 | 1,035 |
| Cash..... | 1,454,093,538 | 1,272,907,809 | 1,066,035,736 | 206,872,073 | 59,865,898 | 121,920,331 | 18,078 | 16,007 | 13,908 | 2,669 | 781 | 1,581 |
| Unspecified..... | 181,000,769 | 159,717,966 | 132,161,688 | 27,556,268 | 6,963,848 | 14,318,655 | 15,612 | 13,776 | 11,399 | 2,377 | 601 | 1,235 |
| Colored farmers, total..... | 28,953,234 | 24,593,701 | 19,622,272 | 4,971,429 | 1,179,971 | 3,179,562 | 6,467 | 5,493 | 4,383 | 1,110 | 264 | 710 |
| Owners..... | 15,091,153 | 12,454,252 | 9,361,404 | 3,092,848 | 702,346 | 1,934,555 | 4,893 | 4,038 | 3,035 | 1,003 | 228 | 627 |
| Owning entire farm..... | 11,072,070 | 9,560,122 | 7,009,764 | 2,550,358 | 570,433 | 1,526,515 | 4,528 | 3,712 | 2,719 | 993 | 224 | 592 |
| Hiring additional land..... | 3,419,083 | 2,894,130 | 2,351,640 | 533,490 | 125,913 | 408,040 | 6,767 | 5,702 | 4,648 | 1,054 | 249 | 805 |
| Managers..... | 1,720,161 | 1,478,081 | 1,154,347 | 323,734 | 80,075 | 161,405 | 24,228 | 20,818 | 16,258 | 4,500 | 1,136 | 2,273 |
| Tenants..... | 12,141,920 | 10,661,368 | 9,106,521 | 1,554,847 | 396,950 | 1,083,602 | 9,185 | 8,065 | 6,888 | 1,176 | 300 | 820 |
| Share..... | 8,043,124 | 7,036,623 | 5,971,716 | 1,064,907 | 261,130 | 750,371 | 8,663 | 7,574 | 6,428 | 1,146 | 281 | 805 |
| Share-cash..... | 1,054,515 | 971,790 | 870,790 | 92,000 | 28,725 | 54,000 | 21,090 | 19,436 | 17,606 | 1,840 | 575 | 1,080 |
| Cash..... | 2,617,340 | 2,291,020 | 1,907,870 | 323,150 | 92,015 | 234,305 | 8,872 | 7,766 | 6,071 | 1,095 | 312 | 794 |
| Unspecified..... | 421,941 | 361,935 | 287,145 | 74,700 | 15,080 | 44,920 | 8,790 | 7,540 | 5,982 | 1,558 | 314 | 936 |
| WEST NORTH CENTRAL. | | | | | | | | | | | | |
| White farmers, total..... | 27,924,148,989 | 24,412,768,920 | 21,290,066,058 | 3,122,702,862 | 1,160,502,401 | 2,350,877,668 | 25,618 | 22,396 | 19,532 | 2,865 | 1,065 | 2,157 |
| Owners..... | 16,795,115,503 | 14,508,000,491 | 12,411,590,280 | 2,096,500,211 | 755,425,094 | 1,531,689,918 | 23,780 | 20,541 | 17,573 | 2,968 | 1,070 | 2,169 |
| Owning entire farm..... | 11,750,551,661 | 10,144,532,141 | 8,550,748,003 | 1,563,784,138 | 532,816,582 | 1,073,203,638 | 21,793 | 18,814 | 15,850 | 2,956 | 988 | 1,990 |
| Hiring additional land..... | 5,044,563,842 | 4,363,468,350 | 3,860,752,277 | 502,716,073 | 222,609,512 | 458,486,980 | 30,191 | 20,114 | 23,100 | 3,009 | 1,332 | 2,744 |
| Managers..... | 514,843,581 | 444,004,157 | 385,431,288 | 58,632,869 | 14,220,499 | 56,558,925 | 48,152 | 41,532 | 36,040 | 5,484 | 1,330 | 5,290 |
| Tenants..... | 10,614,189,905 | 9,400,704,272 | 8,493,134,490 | 967,590,782 | 390,856,808 | 762,628,826 | 28,452 | 25,360 | 22,766 | 2,594 | 1,048 | 2,044 |
| Share..... | 4,645,247,717 | 4,118,207,595 | 3,687,693,947 | 430,273,645 | 178,270,757 | 348,709,369 | 25,000 | 22,217 | 19,506 | 2,321 | 962 | 1,832 |
| Share-cash..... | 2,375,298,066 | 2,154,039,010 | 1,965,119,384 | 188,969,626 | 81,539,079 | 139,869,077 | 34,811 | 31,609 | 28,769 | 2,709 | 1,190 | 2,042 |
| Cash..... | 3,341,641,835 | 2,905,732,267 | 2,643,695,650 | 322,036,617 | 121,017,868 | 253,991,700 | 31,187 | 27,679 | 24,673 | 3,006 | 1,158 | 2,370 |
| Unspecified..... | 252,002,287 | 222,675,400 | 196,385,509 | 26,289,591 | 8,329,104 | 20,497,763 | 20,463 | 18,082 | 15,947 | 2,135 | 717 | 1,664 |
| Colored farmers, total..... | 67,285,556 | 56,726,249 | 50,079,084 | 6,047,165 | 2,435,863 | 8,123,444 | 8,725 | 8,199 | 7,238 | 961 | 352 | 1,174 |
| Owners..... | 45,079,296 | 38,114,732 | 33,369,137 | 4,745,595 | 1,820,119 | 6,044,445 | 9,430 | 7,817 | 6,844 | 973 | 373 | 1,240 |
| Owning entire farm..... | 34,481,551 | 28,567,244 | 24,747,291 | 3,819,953 | 1,421,131 | 4,403,176 | 8,493 | 7,036 | 6,095 | 941 | 350 | 1,107 |
| Hiring additional land..... | 11,497,745 | 9,547,488 | 8,621,846 | 925,642 | 398,988 | 1,641,269 | 14,000 | 11,700 | 10,566 | 1,134 | 459 | 1,901 |
| Managers..... | 2,175,101 | 1,842,035 | 1,636,085 | 205,950 | 49,200 | 283,866 | 25,894 | 21,929 | 19,477 | 2,452 | 586 | 3,379 |
| Tenants..... | 19,131,159 | 16,769,482 | 15,073,862 | 1,695,620 | 566,544 | 1,795,133 | 9,766 | 8,550 | 7,695 | 866 | 289 | 916 |
| Share..... | 13,056,847 | 11,615,670 | 10,459,940 | 1,164,730 | 366,515 | 1,075,662 | 9,729 | 8,655 | 7,738 | 863 | 272 | 802 |
| Share-cash..... | 1,039,010 | 968,060 | 865,365 | 102,695 | 26,375 | 94,375 | 13,445 | 11,951 | 10,634 | 1,268 | 328 | 1,165 |
| Cash..... | 3,978,792 | 3,368,477 | 3,041,642 | 326,835 | 136,778 | 473,537 | 9,473 | 8,020 | 7,242 | 778 | 326 | 1,127 |
| Unspecified..... | 1,006,510 | 817,275 | 715,915 | 101,360 | 37,676 | 151,559 | 8,677 | 7,045 | 6,172 | 874 | 325 | 1,307 |
| SOUTH ATLANTIC. | | | | | | | | | | | | |
| White farmers, total..... | 4,975,830,728 | 4,214,016,606 | 3,196,691,946 | 1,017,324,660 | 241,801,676 | 520,012,446 | 6,419 | 5,436 | 4,124 | 1,312 | 312 | 671 |
| Owners..... | 3,377,197,368 | 2,831,898,133 | 2,097,506,487 | 734,391,646 | 178,386,882 | 386,912,353 | 6,695 | 5,614 | 4,158 | 1,456 | 354 | 727 |
| Owning entire farm..... | 3,129,833,091 | 2,624,592,380 | 1,938,180,013 | 686,463,367 | 166,623,225 | 338,617,486 | 6,752 | 5,602 | 4,181 | 1,481 | 359 | 731 |
| Hiring additional land..... | 247,364,277 | 207,305,753 | 159,317,474 | 47,988,279 | 11,763,657 | 28,294,867 | 6,050 | 5,070 | 3,897 | 1,174 | 288 | 692 |
| Managers..... | 292,741,327 | 261,025,722 | 207,364,286 | 58,661,436 | 10,392,845 | 21,322,760 | 33,108 | 29,521 | 23,452 | 6,069 | 1,175 | 2,412 |
| Tenants..... | 1,305,892,033 | 1,121,092,751 | 891,821,173 | 229,271,578 | 53,021,949 | 131,777,333 | 4,987 | 4,281 | 3,406 | 875 | 202 | 508 |
| Share, incl. croppers..... | 929,717,185 | 800,261,203 | 635,820,088 | 164,441,115 | 36,710,433 | 92,745,549 | 4,837 | 4,164 | 3,308 | 856 | 191 | 483 |
| Share tenants proper..... | 655,410,239 | 561,024,662 | 443,876,677 | 117,147,985 | 27,334,157 | 67,051,420 | 5,655 | 4,840 | 3,830 | 1,011 | 233 | 578 |
| Croppers..... | 274,306,946 | 239,236,541 | 191,943,411 | 47,203,130 | 9,376,276 | 25,694,129 | 3,595 | 3,186 | 2,516 | 620 | 123 | 337 |
| Share-cash..... | 7,643,547 | 6,361,356 | 5,057,885 | 1,303,470 | 264,531 | 1,017,611 | 6,159 | 5,126 | 4,076 | 1,050 | 213 | 820 |
| Cash, incl. standing renters..... | 330,051,909 | 281,355,421 | 225,748,598 | 56,106,823 | 14,408,354 | 33,788,134 | 5,454 | 4,658 | 3,730 | 927 | 233 | 558 |
| Cash tenants proper..... | 208,094,808 | 178,241,692 | 142,111,754 | 36,129,938 | 8,593,004 | 21,260,112 | 5,522 | 4,730 | 3,771 | 959 | 228 | 564 |
| Standing renters..... | 121,957,101 | 103,613,729 | 83,636,844 | 19,976,885 | 5,815,350 | 12,528,022 | 5,342 | 4,538 | 3,663 | 876 | 255 | 549 |
| Unspecified..... | 38,470,392 | 32,614,772 | 25,164,602 | 7,420,170 | 1,638,681 | 4,226,039 | 4,862 | 4,121 | 3,183 | 937 | 207 | 534 |

TABLE 22.—VALUE OF ALL FARM PROPERTY AND OF THE SEVERAL CLASSES, WITH AVERAGE PER FARM, BY COLOR AND TENURE (DETAILED CLASSIFICATION), BY DIVISIONS AND STATES: 1920—Continued.

| DIVISION OR STATE AND COLOR AND TENURE. | VALUE OF FARM PROPERTY. | | | | | | AVERAGE VALUE PER FARM. | | | | | |
|---|-------------------------|----------------------|----------------------|----------------------|---------------------------|----------------------|-------------------------|---------------------|----------------|--------------|---------------------------|--------------|
| | All farm property. | Land and buildings. | | | Implements and machinery. | Live stock. | All farm property. | Land and buildings. | | | Implements and machinery. | Live stock. |
| | | Total. | Land alone. | Buildings. | | | | Total. | Land alone. | Buildings. | | |
| GEOG. DIVISIONS—Con. | | | | | | | | | | | | |
| SOUTH ATLANTIC—Con. | | | | | | | | | | | | |
| Colored farmers, total..... | \$1,157,087,032 | \$987,756,866 | \$803,989,958 | \$183,766,908 | \$42,179,181 | \$127,150,985 | \$3,015 | \$2,573 | \$2,095 | \$479 | \$110 | \$331 |
| Owners..... | 291,639,455 | 239,740,872 | 179,809,817 | 59,840,855 | 13,891,348 | 38,007,435 | 2,841 | 2,335 | 1,752 | 583 | 135 | 370 |
| Owning entire farm..... | 239,151,044 | 198,369,394 | 146,021,780 | 49,747,614 | 11,008,369 | 31,178,881 | 2,881 | 2,365 | 1,766 | 599 | 140 | 375 |
| Hiring additional land..... | 52,487,911 | 43,371,278 | 33,787,937 | 10,093,241 | 2,882,979 | 6,828,554 | 2,072 | 2,208 | 1,694 | 514 | 116 | 348 |
| Managers..... | 12,729,249 | 11,150,082 | 8,092,064 | 3,058,618 | 495,017 | 1,082,050 | 13,301 | 11,652 | 8,456 | 3,196 | 518 | 1,131 |
| Tenants..... | 852,718,328 | 736,865,512 | 615,998,077 | 120,867,435 | 27,791,016 | 88,060,900 | 3,043 | 2,630 | 2,198 | 431 | 99 | 314 |
| Share, incl. croppers..... | 597,722,063 | 524,761,466 | 439,612,554 | 85,148,912 | 17,693,579 | 55,327,018 | 3,029 | 2,660 | 2,228 | 432 | 89 | 290 |
| Share tenants proper..... | 297,624,298 | 239,507,939 | 192,334,575 | 46,873,364 | 8,691,107 | 29,322,262 | 3,022 | 2,660 | 2,198 | 431 | 99 | 314 |
| Croppers..... | 333,200,765 | 295,257,527 | 244,777,779 | 50,973,904 | 8,942,472 | 20,004,750 | 3,043 | 2,630 | 2,198 | 431 | 99 | 314 |
| Share-cash..... | 2,790,002 | 2,216,575 | 1,879,380 | 336,195 | 91,008 | 453,424 | 3,043 | 2,630 | 2,198 | 431 | 99 | 314 |
| Cash, incl. standing renters..... | 244,899,967 | 203,697,820 | 169,487,779 | 34,179,841 | 9,824,363 | 31,378,284 | 3,084 | 2,665 | 2,135 | 431 | 124 | 365 |
| Cash tenants proper..... | 69,956,495 | 57,909,682 | 47,733,269 | 10,176,519 | 2,746,190 | 9,300,723 | 2,600 | 2,152 | 1,774 | 375 | 102 | 346 |
| Standing renters..... | 174,913,472 | 145,787,738 | 121,754,510 | 24,003,228 | 7,078,173 | 22,077,561 | 3,533 | 2,777 | 2,135 | 457 | 135 | 421 |
| Unspecified..... | 7,366,296 | 6,221,151 | 5,018,364 | 1,202,787 | 242,971 | 902,174 | 2,633 | 2,240 | 1,807 | 433 | 87 | 325 |
| EAST SOUTH CENTRAL. | | | | | | | | | | | | |
| White farmers, total..... | 3,651,406,813 | 3,017,686,597 | 2,375,799,593 | 641,887,004 | 151,269,115 | 482,451,101 | 4,905 | 4,054 | 3,192 | 862 | 203 | 648 |
| Owners..... | 2,597,652,955 | 2,131,646,956 | 1,650,818,824 | 480,828,122 | 114,841,715 | 351,164,290 | 5,524 | 4,533 | 3,510 | 1,022 | 244 | 747 |
| Owning entire farm..... | 2,347,545,237 | 1,925,281,721 | 1,484,820,270 | 440,761,426 | 104,841,848 | 317,721,688 | 5,560 | 4,560 | 3,510 | 1,044 | 248 | 752 |
| Hiring additional land..... | 250,107,718 | 206,365,229 | 166,298,545 | 40,066,684 | 10,200,867 | 33,442,602 | 5,209 | 4,298 | 3,463 | 834 | 216 | 606 |
| Managers..... | 105,180,741 | 90,169,108 | 75,054,392 | 15,114,716 | 3,696,750 | 11,814,883 | 33,040 | 29,096 | 24,219 | 4,877 | 1,193 | 3,651 |
| Tenants..... | 948,573,117 | 795,870,539 | 649,926,377 | 145,944,162 | 32,730,650 | 110,971,928 | 3,500 | 2,937 | 2,398 | 599 | 121 | 443 |
| Share, incl. croppers..... | 667,022,216 | 561,037,363 | 457,384,006 | 103,652,457 | 22,823,702 | 84,561,151 | 3,170 | 2,667 | 2,171 | 492 | 106 | 401 |
| Share tenants proper..... | 471,028,111 | 391,061,333 | 318,058,178 | 72,103,155 | 16,745,245 | 63,221,533 | 3,643 | 3,029 | 2,468 | 558 | 120 | 459 |
| Croppers..... | 196,894,105 | 169,976,030 | 138,426,728 | 31,549,302 | 5,578,457 | 21,339,018 | 2,416 | 2,086 | 1,699 | 387 | 68 | 252 |
| Share-cash..... | 26,970,473 | 23,809,629 | 19,770,861 | 4,038,768 | 762,481 | 2,398,363 | 8,225 | 7,261 | 6,030 | 1,232 | 233 | 731 |
| Cash, incl. standing renters..... | 213,589,746 | 177,392,533 | 145,590,139 | 31,802,394 | 8,285,622 | 27,931,591 | 4,627 | 3,843 | 3,154 | 689 | 179 | 605 |
| Cash tenants proper..... | 201,361,345 | 167,714,357 | 137,876,323 | 29,878,034 | 7,713,070 | 25,933,918 | 4,719 | 3,930 | 3,220 | 700 | 151 | 608 |
| Standing renters..... | 12,228,401 | 9,678,176 | 7,766,816 | 1,924,360 | 552,552 | 1,937,673 | 3,903 | 2,772 | 2,251 | 551 | 158 | 572 |
| Unspecified..... | 40,090,682 | 33,631,014 | 27,180,471 | 6,450,543 | 1,378,845 | 5,080,823 | 3,091 | 3,096 | 2,502 | 594 | 127 | 468 |
| Colored farmers, total..... | 768,059,424 | 646,066,766 | 540,341,639 | 105,665,127 | 24,795,771 | 97,256,887 | 2,500 | 2,103 | 1,759 | 344 | 81 | 317 |
| Owners..... | 160,744,376 | 127,444,707 | 99,739,165 | 27,705,542 | 7,290,300 | 26,009,369 | 2,894 | 2,295 | 1,796 | 499 | 131 | 468 |
| Owning entire farm..... | 136,245,441 | 107,953,201 | 84,075,551 | 23,877,710 | 6,300,414 | 21,691,766 | 2,976 | 2,357 | 1,836 | 521 | 138 | 480 |
| Hiring additional land..... | 24,498,935 | 19,491,446 | 15,663,614 | 3,827,832 | 989,886 | 4,017,603 | 2,616 | 2,002 | 1,609 | 393 | 102 | 418 |
| Managers..... | 5,585,035 | 4,653,261 | 3,773,186 | 880,075 | 223,578 | 708,201 | 13,722 | 11,433 | 9,271 | 2,162 | 549 | 1,740 |
| Tenants..... | 601,730,013 | 513,908,798 | 436,829,288 | 77,070,510 | 17,281,898 | 70,539,317 | 2,395 | 2,045 | 1,738 | 307 | 69 | 281 |
| Share, incl. croppers..... | 401,153,486 | 354,880,899 | 303,402,156 | 51,404,743 | 9,167,709 | 37,088,798 | 2,402 | 2,129 | 1,816 | 308 | 55 | 222 |
| Share tenants proper..... | 130,158,151 | 108,480,310 | 92,319,574 | 15,669,736 | 4,198,452 | 17,470,389 | 2,616 | 2,347 | 2,008 | 339 | 91 | 378 |
| Croppers..... | 270,665,315 | 246,407,589 | 210,582,352 | 35,825,007 | 4,999,917 | 19,618,409 | 2,923 | 2,040 | 1,743 | 297 | 41 | 169 |
| Share-cash..... | 17,283,491 | 15,218,328 | 13,546,026 | 1,673,332 | 697,441 | 1,682,692 | 4,290 | 4,238 | 3,859 | 476 | 113 | 479 |
| Cash, incl. standing renters..... | 178,392,330 | 139,860,717 | 116,716,846 | 21,423,871 | 7,557,295 | 30,974,348 | 2,878 | 1,788 | 1,490 | 206 | 86 | 396 |
| Cash tenants proper..... | 129,440,152 | 102,060,101 | 85,812,516 | 16,277,555 | 5,319,011 | 22,031,040 | 2,289 | 1,805 | 1,517 | 288 | 94 | 390 |
| Standing renters..... | 48,952,178 | 37,770,616 | 30,904,330 | 6,866,288 | 2,238,284 | 8,943,308 | 2,250 | 1,735 | 1,420 | 316 | 103 | 411 |
| Unspecified..... | 4,885,756 | 3,932,854 | 3,164,200 | 768,594 | 159,423 | 793,479 | 2,014 | 1,621 | 1,304 | 317 | 66 | 327 |
| WEST SOUTH CENTRAL. | | | | | | | | | | | | |
| White farmers, total..... | 6,920,352,661 | 5,697,100,087 | 4,904,785,270 | 792,314,817 | 287,685,655 | 935,566,919 | 9,055 | 7,455 | 6,418 | 1,037 | 376 | 1,224 |
| Owners..... | 3,949,740,426 | 3,184,604,019 | 2,674,160,680 | 510,434,329 | 184,266,389 | 580,870,018 | 9,754 | 7,804 | 6,604 | 1,261 | 455 | 1,434 |
| Owning entire farm..... | 3,056,649,269 | 2,498,277,675 | 2,038,788,185 | 429,489,490 | 146,637,800 | 441,734,234 | 9,953 | 7,304 | 6,072 | 1,258 | 430 | 1,434 |
| Hiring additional land..... | 893,091,157 | 716,326,344 | 635,381,505 | 80,944,839 | 37,629,029 | 139,135,784 | 14,058 | 11,275 | 10,001 | 1,274 | 592 | 2,190 |
| Managers..... | 373,876,950 | 296,667,757 | 274,721,988 | 21,945,769 | 10,538,564 | 66,670,699 | 81,154 | 64,395 | 59,631 | 4,764 | 2,288 | 14,472 |
| Tenants..... | 2,969,735,285 | 2,215,828,311 | 1,955,863,592 | 259,934,719 | 92,880,672 | 288,026,302 | 7,321 | 6,247 | 5,514 | 733 | 262 | 812 |
| Share, incl. croppers..... | 2,060,426,061 | 1,790,891,983 | 1,570,858,153 | 211,038,830 | 74,700,221 | 203,833,857 | 6,921 | 5,990 | 5,284 | 706 | 250 | 682 |
| Share tenants proper..... | 1,690,864,261 | 1,453,385,244 | 1,280,279,838 | 173,105,406 | 64,341,368 | 173,137,649 | 7,439 | 6,336 | 5,581 | 755 | 280 | 755 |
| Croppers..... | 378,661,800 | 337,508,739 | 299,573,315 | 37,933,424 | 1,673,332 | 30,696,208 | 5,439 | 4,849 | 4,304 | 545 | 149 | 441 |
| Share-cash..... | 111,670,809 | 95,816,461 | 85,557,134 | 10,269,327 | 4,761,436 | 11,098,512 | 11,229 | 9,635 | 8,603 | 1,032 | 479 | 1,116 |
| Cash, incl. standing renters..... | 369,459,634 | 291,650,106 | 258,005,287 | 33,644,819 | 11,915,815 | 65,893,713 | 9,399 | 7,420 | 6,504 | 856 | 303 | 1,076 |
| Cash tenants proper..... | 306,330,478 | 289,188,217 | 255,992,963 | 33,195,254 | 11,762,797 | 65,379,464 | 9,501 | 7,500 | 6,639 | 861 | 305 | 1,096 |
| Standing renters..... | 3,129,156 | 2,461,889 | 2,012,324 | 449,565 | 153,018 | 514,249 | 4,167 | 3,278 | 2,680 | 599 | 204 | 685 |
| Unspecified..... | 46,172,781 | 37,469,761 | 32,478,018 | 4,991,743 | 1,503,200 | 7,199,820 | 7,101 | 5,811 | 5,037 | 774 | 233 | 1,117 |
| Colored farmers, total..... | 701,713,366 | 594,087,985 | 503,274,345 | 90,813,640 | 23,413,135 | 84,212,246 | 3,027 | 2,562 | 2,171 | 392 | 101 | 363 |
| Owners..... | 228,261,282 | 184,545,683 | 150,290,098 | 34,255,585 | 10,148,918 | 33,566,681 | 3,844 | 3,108 | 2,531 | 577 | 171 | 565 |
| Owning entire farm..... | 189,829,457 | 152,902,362 | 123,509,703 | 29,329,649 | 5,583,636 | 28,340,449 | 3,817 | 3,074 | 2,483 | 591 | 173 | 570 |
| Hiring additional land..... | 38,431,825 | 31,643,321 | 26,780,395 | 4,925,936 | 1,565,282 | 5,226,232 | 3,982 | 3,278 | 2,776 | 504 | 162 | 541 |
| Managers..... | 6,780,776 | 5,729,955 | 5,154,367 | 575,583 | 183,409 | 867,412 | 10,701 | 14,113 | 12,695 | 1,418 | 452 | 2,136 |
| Tenants..... | 469,871,308 | 403,812,347 | 347,829,890 | 55,982,467 | 13,080,808 | 49,778,153 | 2,712 | 2,347 | 2,022 | 325 | 76 | 289 |
| Share, incl. croppers..... | 383,073,429 | 330,849,321 | 292,931,727 | 46,917,504 | 10,277,340 | 37,946,708 | 2,666 | 2,326 | 2,005 | 321 | 70 | 280 |
| Share tenants proper..... | 180,583,680 | 150,636,890 | 129,164,019 | 21,472,871 | 6,085,643 | 29,861,147 | 3,040 | 2,536 | 2,174 | 351 | 102 | 402 |
| Croppers..... | 207,486,749 | 189,212,43 | | | | | | | | | | |

COLOR AND TENURE OF FARMER.

TABLE 22.—VALUE OF ALL FARM PROPERTY AND OF THE SEVERAL CLASSES, WITH AVERAGE PER FARM, BY COLOR AND TENURE (DETAILED CLASSIFICATION), BY DIVISIONS AND STATES: 1920—Continued.

| DIVISION OR STATE AND COLOR AND TENURE. | VALUE OF FARM PROPERTY. | | | | | | AVERAGE VALUE PER FARM. | | | | | |
|---|-------------------------|----------------------|---------------------|---------------------|---------------------------|--------------------|-------------------------|---------------------|----------------|----------------|---------------------------|----------------|
| | All farm property. | Land and buildings. | | | Implements and machinery. | Live stock. | All farm property. | Land and buildings. | | | Implements and machinery. | Live stock. |
| | | Total. | Land alone. | Buildings. | | | | Total. | Land alone. | Buildings. | | |
| NEW ENGLAND—CON. | | | | | | | | | | | | |
| Rhode Island. | | | | | | | | | | | | |
| White farmers, total..... | \$33,685,186 | \$26,348,428 | \$14,483,223 | \$11,865,203 | \$2,405,186 | \$4,831,874 | \$8,268 | \$6,485 | \$3,565 | \$2,920 | \$592 | \$1,189 |
| Owners..... | 23,037,876 | 17,016,756 | 9,465,493 | 8,451,263 | 1,764,256 | 3,356,864 | 7,130 | 5,545 | 2,930 | 2,616 | 546 | 1,039 |
| Owning entire farm..... | 20,000,952 | 15,569,677 | 8,112,837 | 7,466,820 | 1,553,929 | 2,877,846 | 6,764 | 5,265 | 2,744 | 2,522 | 526 | 973 |
| Hiring additional land..... | 3,036,924 | 2,347,079 | 1,352,656 | 984,443 | 210,327 | 479,018 | 11,084 | 8,566 | 4,937 | 8,620 | 768 | 1,750 |
| Managers..... | 5,541,030 | 4,609,373 | 2,579,998 | 2,029,375 | 315,378 | 616,270 | 27,162 | 22,595 | 12,947 | 9,948 | 1,546 | 3,021 |
| Tenants..... | 5,006,280 | 3,822,297 | 2,437,732 | 1,384,565 | 325,552 | 858,431 | 7,972 | 6,086 | 3,882 | 2,205 | 518 | 1,367 |
| Share..... | 122,248 | 93,190 | 55,950 | 37,150 | 6,415 | 22,731 | 5,557 | 4,232 | 2,543 | 1,680 | 202 | 1,033 |
| Share-cash..... | 4,878,992 | 3,726,397 | 2,380,032 | 1,346,365 | 318,927 | 833,668 | 8,073 | 6,170 | 3,940 | 2,229 | 528 | 1,380 |
| Unspecified..... | 5,042 | 2,800 | 1,750 | 1,050 | 210 | 2,032 | 2,521 | 1,400 | 875 | 525 | 105 | 1,016 |
| Colored farmers, total..... | 51,580 | 39,500 | 25,850 | 13,650 | 3,375 | 8,705 | 2,579 | 1,975 | 1,283 | 683 | 169 | 435 |
| Owners..... | 31,183 | 24,900 | 16,400 | 8,500 | 2,225 | 4,058 | 2,227 | 1,779 | 1,171 | 607 | 159 | 290 |
| Owning entire farm..... | 31,183 | 24,900 | 16,400 | 8,500 | 2,225 | 4,058 | 2,227 | 1,779 | 1,171 | 607 | 159 | 290 |
| Hiring additional land..... | | | | | | | | | | | | |
| Managers..... | 7,941 | 7,000 | 4,500 | 2,500 | 500 | 441 | 7,941 | 7,000 | 4,500 | 2,500 | 500 | 441 |
| Tenants..... | 12,456 | 7,600 | 4,950 | 2,650 | 650 | 4,206 | 2,491 | 1,520 | 990 | 530 | 180 | 841 |
| Share..... | | | | | | | | | | | | |
| Share-cash..... | | | | | | | | | | | | |
| Cash..... | 12,456 | 7,600 | 4,950 | 2,650 | 650 | 4,206 | 2,491 | 1,520 | 990 | 530 | 180 | 841 |
| Unspecified..... | | | | | | | | | | | | |
| Connecticut. | | | | | | | | | | | | |
| White farmers, total..... | 226,378,768 | 189,729,337 | 100,887,875 | 88,841,962 | 13,227,037 | 23,422,394 | 10,026 | 8,403 | 4,468 | 3,935 | 588 | 1,037 |
| Owners..... | 172,554,434 | 143,016,440 | 73,605,471 | 69,410,969 | 10,550,331 | 18,987,663 | 8,797 | 7,291 | 3,753 | 3,539 | 538 | 968 |
| Owning entire farm..... | 154,000,848 | 127,950,240 | 65,402,334 | 62,547,906 | 9,245,135 | 16,865,443 | 8,408 | 6,983 | 3,589 | 3,413 | 505 | 920 |
| Hiring additional land..... | 18,493,566 | 15,066,200 | 8,203,137 | 6,863,063 | 1,305,146 | 2,122,220 | 14,325 | 11,670 | 6,364 | 5,316 | 1,011 | 1,644 |
| Managers..... | 35,515,595 | 31,661,605 | 18,493,952 | 13,167,653 | 1,715,003 | 2,133,087 | 33,379 | 29,757 | 17,382 | 12,376 | 1,612 | 2,009 |
| Tenants..... | 18,308,739 | 15,051,292 | 8,787,952 | 6,263,340 | 960,803 | 2,296,644 | 9,631 | 7,918 | 4,623 | 3,295 | 505 | 1,208 |
| Share..... | 4,323,772 | 3,509,240 | 1,908,940 | 1,600,300 | 224,333 | 595,199 | 14,100 | 11,431 | 6,218 | 5,213 | 731 | 1,630 |
| Share-cash..... | 354,466 | 282,350 | 158,950 | 123,400 | 23,930 | 48,136 | 11,816 | 9,412 | 5,298 | 4,113 | 799 | 1,605 |
| Cash..... | 13,581,297 | 11,193,402 | 6,680,062 | 4,512,740 | 707,930 | 1,629,965 | 8,713 | 7,203 | 4,302 | 2,906 | 456 | 1,050 |
| Unspecified..... | 94,204 | 66,300 | 39,400 | 26,900 | 4,560 | 23,344 | 8,564 | 6,027 | 3,582 | 2,445 | 415 | 2,122 |
| Colored farmers, total..... | 612,849 | 541,490 | 299,740 | 241,750 | 21,060 | 50,299 | 8,171 | 7,220 | 3,997 | 3,223 | 281 | 671 |
| Owners..... | 251,645 | 218,690 | 106,840 | 111,850 | 12,935 | 19,973 | 4,994 | 4,288 | 2,095 | 2,193 | 255 | 392 |
| Owning entire farm..... | 190,284 | 165,190 | 84,840 | 80,350 | 8,585 | 10,509 | 4,229 | 3,671 | 1,885 | 1,786 | 191 | 367 |
| Hiring additional land..... | 61,361 | 53,500 | 22,000 | 31,500 | 4,400 | 3,464 | 10,227 | 8,917 | 3,607 | 5,260 | 733 | 577 |
| Managers..... | 148,004 | 129,000 | 61,000 | 68,000 | 3,000 | 16,004 | 24,667 | 21,500 | 10,167 | 11,333 | 500 | 2,667 |
| Tenants..... | 213,197 | 193,800 | 131,900 | 61,900 | 5,075 | 14,322 | 11,844 | 10,767 | 7,328 | 3,439 | 282 | 796 |
| Share..... | 121,837 | 111,500 | 82,000 | 29,500 | 2,800 | 7,537 | 20,306 | 18,583 | 13,667 | 4,917 | 467 | 1,256 |
| Share-cash..... | | | | | | | | | | | | |
| Cash..... | 91,360 | 82,300 | 49,900 | 32,400 | 2,275 | 6,785 | 7,613 | 6,858 | 4,158 | 2,700 | 190 | 555 |
| Unspecified..... | | | | | | | | | | | | |
| MIDDLE ATLANTIC. | | | | | | | | | | | | |
| New York. | | | | | | | | | | | | |
| White farmers, total..... | 1,904,848,484 | 1,422,363,205 | 791,805,288 | 630,556,937 | 169,590,151 | 312,891,128 | 9,888 | 7,383 | 4,110 | 3,273 | 880 | 1,824 |
| Owners..... | 1,319,587,966 | 965,090,744 | 508,749,149 | 456,341,595 | 127,779,338 | 226,717,884 | 8,722 | 6,379 | 3,369 | 3,016 | 845 | 1,499 |
| Owning entire farm..... | 1,173,330,847 | 857,383,233 | 446,410,028 | 410,973,205 | 113,521,913 | 202,425,701 | 8,456 | 6,179 | 3,217 | 2,962 | 818 | 1,459 |
| Hiring additional land..... | 146,257,119 | 107,707,511 | 62,339,121 | 45,368,390 | 14,257,425 | 24,292,183 | 11,676 | 8,699 | 4,977 | 3,622 | 1,338 | 1,939 |
| Managers..... | 146,829,370 | 125,107,521 | 73,333,875 | 51,773,046 | 7,367,788 | 14,354,091 | 33,746 | 28,754 | 16,854 | 11,809 | 1,693 | 3,299 |
| Tenants..... | 438,426,148 | 332,163,940 | 209,722,244 | 122,441,696 | 34,443,025 | 71,819,188 | 11,847 | 8,976 | 5,667 | 3,300 | 931 | 1,941 |
| Share..... | 262,447,874 | 184,860,035 | 107,283,152 | 77,576,883 | 21,486,673 | 46,101,166 | 12,126 | 8,880 | 5,153 | 3,728 | 1,032 | 2,214 |
| Share-cash..... | 3,715,364 | 2,772,055 | 1,693,390 | 1,138,665 | 343,445 | 599,864 | 10,466 | 7,809 | 4,601 | 3,208 | 967 | 1,690 |
| Cash..... | 170,402,026 | 135,712,201 | 95,558,833 | 40,153,368 | 11,687,526 | 23,032,294 | 11,644 | 9,274 | 6,530 | 2,744 | 797 | 1,574 |
| Unspecified..... | 11,860,884 | 8,816,649 | 5,246,809 | 3,572,780 | 955,381 | 2,085,854 | 9,892 | 7,356 | 4,376 | 2,950 | 797 | 1,740 |
| Colored farmers, total..... | 3,639,717 | 2,699,535 | 1,530,290 | 1,169,245 | 276,615 | 663,567 | 6,618 | 4,908 | 2,782 | 2,126 | 503 | 1,206 |
| Owners..... | 2,111,251 | 1,502,615 | 834,270 | 668,345 | 187,525 | 421,111 | 4,921 | 3,503 | 1,945 | 1,558 | 437 | 982 |
| Owning entire farm..... | 1,890,271 | 1,344,075 | 747,780 | 596,295 | 167,922 | 375,274 | 4,834 | 3,438 | 1,912 | 1,522 | 429 | 967 |
| Hiring additional land..... | 220,980 | 158,540 | 86,490 | 72,050 | 19,603 | 42,837 | 5,815 | 4,172 | 2,276 | 1,896 | 516 | 1,127 |
| Managers..... | 611,454 | 466,940 | 215,700 | 251,150 | 39,260 | 105,254 | 24,458 | 18,678 | 8,632 | 10,046 | 1,570 | 4,210 |
| Tenants..... | 917,012 | 729,980 | 430,230 | 249,750 | 49,830 | 137,202 | 9,552 | 7,604 | 5,002 | 2,602 | 519 | 1,429 |
| Share..... | 449,411 | 342,240 | 226,240 | 116,000 | 28,875 | 78,206 | 9,770 | 7,440 | 4,918 | 2,522 | 628 | 1,702 |
| Share-cash..... | 8,443 | 8,000 | 6,800 | 1,200 | 200 | 243 | 8,443 | 8,000 | 6,800 | 1,200 | 200 | 243 |
| Cash..... | 418,689 | 347,440 | 229,990 | 117,450 | 17,030 | 49,219 | 9,850 | 8,272 | 5,476 | 2,796 | 405 | 1,172 |
| Unspecified..... | 45,469 | 32,300 | 17,200 | 15,100 | 3,725 | 9,444 | 6,496 | 4,614 | 2,457 | 2,157 | 532 | 1,349 |

TABLE 22.—VALUE OF ALL FARM PROPERTY AND OF THE SEVERAL CLASSES, WITH AVERAGE PER FARM, BY COLOR AND TENURE (DETAILED CLASSIFICATION), BY DIVISIONS AND STATES: 1920—Continued.

| DIVISION OR STATE AND COLOR AND TENURE. | VALUE OF FARM PROPERTY. | | | | | | AVERAGE VALUE PER FARM. | | | | | |
|---|-------------------------|----------------------|----------------------|----------------------|---------------------------|---------------------|-------------------------|---------------------|----------------|----------------|---------------------------|----------------|
| | All farm property. | Land and buildings. | | | Implements and machinery. | Live stock | All farm property. | Land and buildings. | | | Implements and machinery. | Live stock. |
| | | Total. | Land alone. | Buildings. | | | | Total. | Land alone. | Buildings. | | |
| MIDDLE ATLANTIC—Con. | | | | | | | | | | | | |
| New Jersey. | | | | | | | | | | | | |
| White farmers, total..... | \$309,193,917 | \$248,174,396 | \$140,827,209 | \$107,347,187 | \$25,273,751 | \$35,745,770 | \$10,601 | \$8,509 | \$4,828 | \$3,680 | \$867 | \$1,226 |
| Owners..... | 197,808,235 | 158,539,100 | 86,134,502 | 72,404,598 | 17,136,263 | 22,133,875 | 9,156 | 7,338 | 3,987 | 3,251 | 793 | 1,025 |
| Owning entire farm..... | 183,065,820 | 146,640,460 | 78,785,522 | 67,783,938 | 15,891,124 | 20,625,236 | 8,233 | 7,151 | 3,545 | 3,207 | 775 | 1,006 |
| Hiring additional land..... | 14,742,418 | 11,898,640 | 7,348,980 | 4,640,660 | 1,244,139 | 1,508,639 | 13,270 | 10,792 | 6,615 | 4,177 | 1,120 | 1,358 |
| Managers..... | 33,558,909 | 28,781,541 | 17,222,667 | 11,558,874 | 1,927,433 | 2,846,935 | 34,701 | 29,764 | 17,810 | 11,953 | 1,993 | 2,944 |
| Tenants..... | 77,829,770 | 60,853,755 | 37,470,040 | 23,383,715 | 6,211,055 | 10,764,900 | 11,800 | 9,226 | 5,681 | 3,545 | 942 | 1,632 |
| Share..... | 44,874,584 | 34,178,530 | 20,323,930 | 13,854,900 | 3,917,347 | 6,778,407 | 12,047 | 9,861 | 5,264 | 3,097 | 1,130 | 1,956 |
| Share-cash..... | 413,637 | 264,640 | 164,440 | 100,200 | 29,170 | 119,827 | 10,606 | 6,786 | 4,216 | 2,569 | 748 | 8,072 |
| Cash..... | 30,790,700 | 25,043,790 | 16,208,975 | 8,835,215 | 2,110,982 | 3,635,028 | 10,632 | 8,648 | 5,697 | 3,051 | 729 | 1,256 |
| Unspecified..... | 1,750,849 | 1,366,495 | 773,095 | 593,400 | 153,556 | 230,798 | 8,979 | 7,008 | 3,965 | 3,043 | 787 | 1,184 |
| Colored farmers, total..... | 2,654,031 | 2,149,590 | 1,355,289 | 794,301 | 185,454 | 318,987 | 4,961 | 4,018 | 2,533 | 1,485 | 347 | 596 |
| Owners..... | 931,412 | 760,715 | 436,264 | 323,451 | 66,980 | 104,717 | 3,268 | 2,666 | 1,531 | 1,135 | 235 | 367 |
| Owning entire farm..... | 834,867 | 680,225 | 397,674 | 282,551 | 61,130 | 93,512 | 3,223 | 2,626 | 1,535 | 1,091 | 236 | 361 |
| Hiring additional land..... | 96,545 | 79,490 | 38,990 | 40,900 | 5,850 | 11,205 | 3,713 | 3,057 | 1,484 | 1,573 | 225 | 431 |
| Managers..... | 311,793 | 257,500 | 145,700 | 111,800 | 17,925 | 36,368 | 15,590 | 12,875 | 7,285 | 5,590 | 896 | 1,318 |
| Tenants..... | 1,410,820 | 1,132,375 | 773,325 | 359,050 | 109,549 | 177,002 | 6,134 | 4,923 | 3,362 | 1,501 | 437 | 773 |
| Share..... | 919,231 | 701,800 | 448,300 | 253,500 | 80,539 | 136,892 | 6,860 | 5,237 | 3,346 | 1,892 | 601 | 1,022 |
| Share-cash..... | 4,605 | 3,000 | 2,000 | 1,000 | 700 | 305 | 4,605 | 3,000 | 2,000 | 1,000 | 700 | 805 |
| Cash..... | 466,623 | 410,075 | 311,975 | 98,100 | 18,335 | 38,113 | 5,362 | 4,714 | 3,580 | 1,128 | 211 | 438 |
| Unspecified..... | 20,567 | 17,500 | 11,050 | 6,460 | 975 | 2,062 | 2,571 | 2,188 | 1,381 | 806 | 122 | 262 |
| Pennsylvania. | | | | | | | | | | | | |
| White farmers, total..... | 1,725,384,265 | 1,323,490,968 | 724,231,381 | 599,259,587 | 163,597,179 | 238,296,118 | 8,850 | 6,558 | 3,589 | 2,970 | 811 | 1,181 |
| Owners..... | 1,141,930,221 | 860,964,702 | 445,100,019 | 415,864,683 | 117,305,856 | 168,059,663 | 7,452 | 5,610 | 2,905 | 2,714 | 766 | 1,068 |
| Owning entire farm..... | 1,060,429,369 | 798,669,895 | 408,890,559 | 380,779,339 | 109,616,683 | 152,142,778 | 7,341 | 5,529 | 2,830 | 2,698 | 769 | 1,053 |
| Hiring additional land..... | 81,500,852 | 62,294,804 | 36,209,460 | 20,085,344 | 7,689,173 | 11,616,885 | 9,286 | 7,068 | 4,125 | 2,972 | 876 | 1,312 |
| Managers..... | 119,563,957 | 100,759,753 | 58,227,413 | 42,532,340 | 7,080,197 | 11,724,007 | 26,899 | 22,668 | 13,100 | 9,569 | 1,593 | 2,638 |
| Tenants..... | 463,890,087 | 361,766,513 | 220,903,940 | 140,862,564 | 39,211,126 | 62,012,448 | 10,515 | 8,200 | 5,007 | 3,193 | 889 | 1,426 |
| Share..... | 292,709,527 | 221,357,392 | 127,619,415 | 93,737,677 | 27,271,139 | 44,080,098 | 10,984 | 8,306 | 4,789 | 3,518 | 1,023 | 1,654 |
| Share-cash..... | 7,415,067 | 5,739,900 | 3,230,475 | 2,509,425 | 641,927 | 1,033,240 | 10,186 | 7,884 | 4,437 | 3,447 | 882 | 1,410 |
| Cash..... | 150,803,003 | 124,411,327 | 84,358,670 | 40,052,787 | 10,243,340 | 16,148,336 | 9,960 | 8,217 | 5,572 | 2,645 | 677 | 1,067 |
| Unspecified..... | 12,962,490 | 10,257,894 | 5,695,489 | 4,562,405 | 1,054,720 | 1,649,876 | 8,107 | 6,415 | 3,562 | 2,853 | 660 | 1,032 |
| Colored farmers, total..... | 3,968,769 | 3,281,060 | 1,926,670 | 1,334,390 | 229,186 | 478,523 | 8,800 | 7,231 | 4,272 | 2,959 | 598 | 1,061 |
| Owners..... | 1,222,486 | 918,910 | 449,846 | 469,065 | 94,259 | 209,317 | 4,684 | 3,521 | 1,724 | 1,797 | 361 | 802 |
| Owning entire farm..... | 1,089,405 | 821,055 | 401,205 | 419,850 | 87,129 | 181,221 | 4,577 | 3,450 | 1,696 | 1,764 | 366 | 761 |
| Hiring additional land..... | 133,081 | 97,856 | 48,640 | 49,215 | 7,130 | 28,096 | 5,786 | 4,255 | 2,115 | 2,140 | 310 | 1,222 |
| Managers..... | 1,197,929 | 1,078,525 | 602,625 | 475,900 | 67,975 | 51,429 | 26,621 | 23,067 | 13,392 | 10,576 | 1,511 | 1,143 |
| Tenants..... | 1,548,354 | 1,263,625 | 874,209 | 389,425 | 66,952 | 217,777 | 10,678 | 8,715 | 6,029 | 2,680 | 402 | 1,502 |
| Share..... | 726,171 | 539,720 | 349,745 | 189,975 | 38,102 | 148,259 | 11,904 | 8,848 | 5,734 | 3,114 | 620 | 2,430 |
| Share-cash..... | 25,443 | 24,600 | 12,400 | 12,200 | 660 | 183 | 8,481 | 8,200 | 4,133 | 4,067 | 220 | 61 |
| Cash..... | 784,418 | 688,905 | 505,155 | 183,750 | 27,955 | 67,558 | 9,929 | 8,720 | 6,394 | 2,326 | 354 | 855 |
| Unspecified..... | 12,322 | 10,400 | 6,900 | 3,500 | 145 | 1,777 | 6,101 | 5,200 | 3,450 | 1,750 | 73 | 889 |
| EAST NORTH CENTRAL. | | | | | | | | | | | | |
| Ohio. | | | | | | | | | | | | |
| White farmers, total..... | 3,084,932,339 | 2,652,309,467 | 2,008,056,504 | 644,252,963 | 146,148,088 | 286,534,734 | 12,094 | 10,398 | 7,872 | 2,526 | 573 | 1,123 |
| Owners..... | 1,841,805,135 | 1,568,080,923 | 1,142,219,120 | 425,861,803 | 93,461,670 | 180,262,542 | 10,410 | 8,863 | 6,466 | 2,407 | 528 | 1,019 |
| Owning entire farm..... | 1,535,545,175 | 1,303,748,220 | 934,177,834 | 369,570,386 | 78,859,668 | 152,937,289 | 9,830 | 8,346 | 5,980 | 2,369 | 505 | 979 |
| Hiring additional land..... | 306,259,960 | 264,332,703 | 208,041,286 | 56,291,417 | 14,602,004 | 27,325,253 | 14,782 | 12,758 | 10,041 | 2,717 | 705 | 1,319 |
| Managers..... | 97,800,349 | 86,673,986 | 64,824,160 | 21,849,817 | 3,516,576 | 7,660,787 | 32,308 | 28,615 | 21,401 | 7,214 | 1,161 | 2,532 |
| Tenants..... | 1,145,326,855 | 997,554,558 | 801,013,215 | 196,541,848 | 49,169,842 | 98,602,455 | 15,247 | 13,280 | 10,664 | 2,616 | 655 | 1,313 |
| Share..... | 800,309,334 | 697,193,133 | 560,037,308 | 137,155,735 | 34,831,504 | 68,778,637 | 15,923 | 13,863 | 11,136 | 2,727 | 693 | 1,368 |
| Share-cash..... | 32,634,336 | 28,977,834 | 24,824,242 | 4,153,592 | 1,144,495 | 2,412,007 | 20,820 | 18,552 | 15,893 | 2,059 | 733 | 1,144 |
| Cash..... | 257,507,120 | 223,804,212 | 178,332,158 | 45,272,056 | 10,977,444 | 22,925,470 | 13,425 | 11,668 | 9,207 | 2,360 | 572 | 1,195 |
| Unspecified..... | 54,482,059 | 47,779,379 | 37,819,419 | 9,659,960 | 2,216,339 | 4,486,341 | 13,344 | 11,702 | 9,203 | 2,439 | 543 | 1,099 |
| Colored farmers, total..... | 10,673,997 | 9,126,482 | 7,056,495 | 2,069,987 | 427,181 | 1,120,334 | 6,605 | 5,648 | 4,367 | 1,281 | 264 | 693 |
| Owners..... | 5,000,776 | 4,173,124 | 3,040,102 | 1,133,022 | 217,753 | 609,899 | 4,749 | 3,963 | 2,887 | 1,076 | 207 | 579 |
| Owning entire farm..... | 4,107,040 | 3,406,064 | 2,426,542 | 986,122 | 185,889 | 514,537 | 4,553 | 3,777 | 2,684 | 1,093 | 206 | 570 |
| Hiring additional land..... | 893,736 | 766,460 | 613,560 | 146,900 | 31,914 | 95,362 | 5,919 | 5,076 | 4,103 | 973 | 211 | 632 |
| Managers..... | 851,182 | 737,360 | 557,810 | 179,550 | 39,765 | 74,057 | 23,644 | 20,482 | 15,495 | 4,988 | 1,106 | 2,057 |
| Tenants..... | 4,822,039 | 4,215,998 | 3,458,583 | 757,415 | 160,663 | 436,378 | 9,150 | 8,000 | 6,563 | 1,437 | 322 | 828 |
| Share..... | 3,365,730 | 2,936,003 | 2,392,873 | 543,130 | 115,388 | 314,339 | 8,099 | 7,850 | 6,398 | 1,452 | 359 | 840 |
| Share-cash..... | 162,346 | 148,980 | 127,380 | 21,000 | 3,390 | 9,976 | 10,147 | 9,311 | 7,961 | 1,350 | 212 | 624 |
| Cash..... | 1,006,907 | 884,705 | 737,910 | 146,795 | 46,875 | 82,632 | 8,606 | 7,562 | 6,307 | 1,255 | 338 | 706 |
| Unspecified..... | 287,056 | 246,310 | 200,420 | 45,890 | 11,315 | 29,431 | 14,353 | 12,316 | 10,021 | 2,205 | 566 | 1,472 |

TABLE 22.—VALUE OF ALL FARM PROPERTY AND OF THE SEVERAL CLASSES, WITH AVERAGE PER FARM, BY COLOR AND TENURE (DETAILED CLASSIFICATION), BY DIVISIONS AND STATES: 1920—Continued.

| DIVISION OR STATE AND COLOR AND TENURE. | VALUE OF FARM PROPERTY. | | | | | | AVERAGE VALUE PER FARM. | | | | | |
|---|-------------------------|------------------------|------------------------|----------------------|---------------------------|----------------------|-------------------------|---------------------|-----------------|----------------|---------------------------|----------------|
| | All farm property. | Land and buildings. | | | Implements and machinery. | Live stock. | All farm property. | Land and buildings. | | | Implements and machinery. | Live stock. |
| | | Total. | Land alone. | Buildings. | | | | Total. | Land alone. | Buildings. | | |
| EAST NORTH CENTRAL—CON. | | | | | | | | | | | | |
| Indiana. | | | | | | | | | | | | |
| White farmers, total..... | \$3,037,485,093 | \$2,649,387,943 | \$2,198,942,016 | \$450,445,927 | \$127,272,631 | \$260,824,519 | \$14,849 | \$12,052 | \$10,750 | \$2,202 | \$622 | \$1,275 |
| Owners..... | 1,746,939,544 | 1,505,952,568 | 1,213,305,413 | 292,647,155 | 79,712,381 | 161,274,095 | 12,760 | 11,000 | 8,862 | 2,138 | 582 | 1,178 |
| Owning entire farm..... | 1,314,693,090 | 1,128,283,224 | 893,340,079 | 234,943,143 | 61,460,076 | 124,940,792 | 11,691 | 10,092 | 7,944 | 2,089 | 547 | 1,111 |
| Hiring additional land..... | 432,246,454 | 377,669,346 | 319,965,334 | 57,704,012 | 18,249,805 | 36,333,303 | 17,077 | 15,445 | 13,086 | 2,800 | 746 | 1,486 |
| Managers..... | 74,221,537 | 65,245,276 | 54,335,613 | 10,909,663 | 2,324,051 | 6,652,210 | 32,061 | 28,184 | 23,471 | 4,713 | 1,004 | 2,874 |
| Tenants..... | 1,216,324,012 | 1,078,190,099 | 931,300,990 | 146,889,109 | 45,235,699 | 92,893,214 | 13,617 | 16,502 | 14,254 | 2,248 | 692 | 1,422 |
| Share..... | 922,417,761 | 817,277,404 | 705,183,902 | 112,093,502 | 34,237,693 | 70,962,664 | 19,103 | 16,925 | 14,604 | 2,321 | 709 | 1,408 |
| Share-cash..... | 103,675,674 | 94,618,664 | 85,563,120 | 9,055,544 | 3,199,074 | 5,857,936 | 27,819 | 24,932 | 22,546 | 2,338 | 843 | 1,544 |
| Cash..... | 154,244,598 | 134,634,988 | 113,823,895 | 20,811,093 | 6,475,399 | 13,134,211 | 14,601 | 12,745 | 10,775 | 1,970 | 613 | 1,243 |
| Unspecified..... | 35,985,979 | 31,659,043 | 26,730,073 | 4,928,970 | 1,323,633 | 3,003,403 | 13,383 | 11,774 | 9,941 | 1,839 | 492 | 1,117 |
| Colored farmers, total..... | 4,826,154 | 4,256,030 | 3,624,320 | 631,710 | 130,455 | 439,669 | 8,437 | 7,441 | 6,338 | 1,104 | 228 | 769 |
| Owners..... | 2,136,288 | 1,832,910 | 1,474,565 | 358,345 | 62,805 | 241,073 | 6,981 | 5,900 | 4,819 | 1,171 | 204 | 788 |
| Owning entire farm..... | 1,296,038 | 1,092,980 | 860,510 | 232,470 | 41,423 | 161,463 | 6,114 | 5,166 | 4,059 | 1,097 | 136 | 762 |
| Hiring additional land..... | 840,220 | 739,930 | 614,055 | 125,875 | 20,680 | 79,610 | 8,939 | 7,872 | 6,533 | 1,339 | 220 | 847 |
| Managers..... | 292,886 | 264,140 | 227,340 | 36,800 | 11,300 | 17,446 | 20,920 | 18,887 | 16,239 | 2,629 | 507 | 1,246 |
| Tenants..... | 2,396,980 | 2,168,980 | 1,922,415 | 236,565 | 58,850 | 181,150 | 9,512 | 8,567 | 7,629 | 939 | 226 | 719 |
| Share..... | 1,337,666 | 1,647,090 | 1,464,525 | 182,565 | 45,180 | 145,396 | 9,880 | 8,855 | 7,874 | 982 | 243 | 732 |
| Share-cash..... | 126,774 | 122,800 | 116,800 | 6,000 | 1,210 | 2,784 | 25,355 | 24,560 | 23,300 | 1,200 | 242 | 563 |
| Cash..... | 387,405 | 349,350 | 309,150 | 40,200 | 9,455 | 28,600 | 7,696 | 6,850 | 6,062 | 788 | 185 | 561 |
| Unspecified..... | 45,135 | 39,740 | 31,940 | 7,800 | 1,005 | 4,390 | 4,514 | 3,974 | 3,104 | 780 | 101 | 439 |
| Illinois. | | | | | | | | | | | | |
| White farmers, total..... | 6,659,697,065 | 5,991,909,691 | 5,244,998,200 | 746,911,491 | 222,402,367 | 445,385,007 | 28,185 | 25,359 | 22,197 | 3,161 | 941 | 1,885 |
| Owners..... | 3,037,357,822 | 2,689,220,786 | 2,273,876,661 | 415,344,125 | 113,325,122 | 234,811,914 | 23,003 | 20,367 | 17,221 | 3,146 | 858 | 1,778 |
| Owning entire farm..... | 2,098,963,549 | 1,847,978,194 | 1,532,448,927 | 315,529,267 | 81,095,372 | 169,886,983 | 20,881 | 18,394 | 15,245 | 3,139 | 807 | 1,690 |
| Hiring additional land..... | 938,394,273 | 841,242,592 | 741,427,734 | 99,814,858 | 32,229,750 | 64,924,931 | 29,772 | 26,690 | 23,523 | 3,167 | 1,022 | 2,060 |
| Managers..... | 178,864,620 | 162,074,362 | 139,447,281 | 22,627,081 | 4,374,392 | 12,415,875 | 52,576 | 47,641 | 40,990 | 6,651 | 1,288 | 3,650 |
| Tenants..... | 3,443,474,614 | 3,140,614,543 | 2,831,674,258 | 308,940,285 | 104,792,353 | 198,157,218 | 34,146 | 31,143 | 28,079 | 3,063 | 1,038 | 1,965 |
| Share..... | 1,376,379,640 | 1,250,362,224 | 1,124,630,140 | 125,732,084 | 41,194,901 | 84,822,425 | 30,561 | 27,763 | 24,971 | 2,792 | 915 | 1,883 |
| Share-cash..... | 1,242,204,062 | 1,152,704,631 | 1,062,857,955 | 89,846,676 | 34,593,131 | 64,903,300 | 45,415 | 42,143 | 38,859 | 3,285 | 1,265 | 2,067 |
| Cash..... | 761,744,850 | 679,958,016 | 593,046,380 | 86,912,238 | 27,079,126 | 54,707,108 | 29,041 | 25,923 | 22,609 | 3,313 | 1,032 | 2,088 |
| Unspecified..... | 63,146,062 | 57,589,072 | 51,139,783 | 6,449,289 | 1,832,005 | 3,724,385 | 28,355 | 25,859 | 22,964 | 2,896 | 823 | 1,072 |
| Colored farmers, total..... | 7,070,170 | 6,083,875 | 5,296,552 | 787,323 | 217,238 | 769,057 | 7,917 | 6,813 | 5,931 | 882 | 243 | 861 |
| Owners..... | 3,058,909 | 2,542,200 | 2,067,002 | 475,198 | 110,288 | 406,431 | 5,728 | 4,761 | 3,871 | 890 | 207 | 761 |
| Owning entire farm..... | 2,006,712 | 1,670,840 | 1,333,797 | 337,043 | 75,071 | 260,841 | 5,263 | 4,374 | 3,492 | 882 | 196 | 683 |
| Hiring additional land..... | 1,052,267 | 871,360 | 733,205 | 138,155 | 35,267 | 145,640 | 6,923 | 5,733 | 4,824 | 900 | 222 | 958 |
| Managers..... | 280,720 | 244,000 | 224,500 | 20,100 | 7,220 | 28,900 | 31,191 | 27,178 | 24,944 | 2,233 | 802 | 3,211 |
| Tenants..... | 3,730,481 | 3,297,075 | 3,005,050 | 292,025 | 99,730 | 333,676 | 10,669 | 9,420 | 8,586 | 334 | 285 | 958 |
| Share..... | 1,943,555 | 1,702,065 | 1,667,910 | 134,155 | 47,485 | 104,005 | 7,965 | 6,976 | 6,426 | 550 | 195 | 795 |
| Share-cash..... | 752,990 | 688,010 | 624,910 | 63,700 | 23,475 | 40,905 | 27,889 | 25,504 | 23,145 | 2,359 | 869 | 1,515 |
| Cash..... | 905,685 | 845,110 | 768,590 | 79,520 | 26,395 | 91,180 | 13,796 | 12,116 | 10,980 | 1,136 | 377 | 1,303 |
| Unspecified..... | 68,251 | 58,290 | 43,640 | 14,650 | 2,375 | 7,586 | 7,583 | 6,477 | 4,849 | 1,028 | 264 | 843 |
| Michigan. | | | | | | | | | | | | |
| White farmers, total..... | 1,759,620,834 | 1,433,681,404 | 967,087,025 | 478,594,379 | 122,155,226 | 203,784,204 | 8,991 | 7,326 | 4,890 | 2,435 | 624 | 1,041 |
| Owners..... | 1,805,312,622 | 1,054,527,393 | 685,965,937 | 368,561,456 | 95,930,199 | 154,855,030 | 8,218 | 6,639 | 4,319 | 2,320 | 604 | 975 |
| Owning entire farm..... | 1,091,917,088 | 879,910,229 | 564,566,901 | 315,243,328 | 81,111,197 | 130,895,662 | 7,834 | 6,313 | 4,050 | 2,262 | 532 | 939 |
| Hiring additional land..... | 213,395,539 | 174,617,164 | 121,399,036 | 53,218,128 | 14,819,002 | 23,959,368 | 10,969 | 8,975 | 6,240 | 2,735 | 762 | 1,232 |
| Managers..... | 58,322,245 | 50,032,563 | 35,581,250 | 14,451,313 | 2,850,328 | 5,439,354 | 25,248 | 21,659 | 15,403 | 6,266 | 1,234 | 2,355 |
| Tenants..... | 395,985,967 | 329,121,448 | 235,539,898 | 93,651,610 | 23,374,699 | 43,489,820 | 11,458 | 9,523 | 6,815 | 2,708 | 676 | 1,258 |
| Share..... | 279,782,462 | 231,312,470 | 163,511,144 | 67,801,326 | 16,787,832 | 31,682,160 | 12,078 | 9,988 | 7,059 | 2,927 | 725 | 1,368 |
| Share-cash..... | 5,373,928 | 4,439,062 | 3,207,063 | 1,231,999 | 319,285 | 615,581 | 12,765 | 10,544 | 7,618 | 2,926 | 768 | 1,462 |
| Cash..... | 94,852,366 | 80,180,761 | 59,646,910 | 20,533,851 | 5,283,677 | 9,387,928 | 10,224 | 8,643 | 6,430 | 2,213 | 570 | 1,012 |
| Unspecified..... | 15,977,211 | 13,189,165 | 9,174,721 | 4,014,434 | 983,905 | 1,804,151 | 9,404 | 7,763 | 5,400 | 2,363 | 579 | 1,062 |
| Colored farmers, total..... | 3,713,944 | 3,004,806 | 2,099,513 | 905,293 | 234,710 | 474,428 | 5,067 | 4,099 | 2,864 | 1,235 | 320 | 647 |
| Owners..... | 2,461,447 | 1,951,559 | 1,359,633 | 597,902 | 153,763 | 356,149 | 4,872 | 3,466 | 2,404 | 1,062 | 273 | 633 |
| Owning entire farm..... | 1,973,800 | 1,558,885 | 1,062,328 | 496,557 | 123,025 | 291,290 | 4,061 | 3,208 | 2,186 | 1,022 | 254 | 599 |
| Hiring additional land..... | 487,647 | 392,650 | 291,305 | 101,345 | 30,138 | 64,859 | 6,333 | 5,099 | 3,753 | 1,316 | 391 | 842 |
| Managers..... | 188,594 | 165,481 | 99,197 | 66,284 | 17,400 | 5,713 | 20,955 | 18,387 | 11,022 | 7,365 | 1,933 | 635 |
| Tenants..... | 1,063,903 | 887,790 | 640,683 | 241,107 | 63,547 | 112,566 | 6,008 | 5,514 | 4,017 | 1,498 | 395 | 699 |
| Share..... | 860,486 | 719,665 | 526,858 | 192,207 | 51,657 | 89,764 | 7,418 | 6,199 | 4,642 | 1,657 | 445 | 774 |
| Share-cash..... | 8,540 | 8,000 | 7,900 | 200 | 250 | 290 | 8,540 | 8,000 | 7,800 | 200 | 250 | 290 |
| Cash..... | 173,878 | 143,130 | 100,880 | 42,250 | 11,255 | 18,993 | 4,954 | 4,089 | 2,882 | 1,207 | 322 | 543 |
| Unspecified..... | 21,499 | 17,595 | 11,145 | 6,450 | 885 | 3,519 | 2,389 | 1,955 | 1,238 | 717 | 43 | 391 |

TABLE 22.—VALUE OF ALL FARM PROPERTY AND OF THE SEVERAL CLASSES, WITH AVERAGE PER FARM, BY COLOR AND TENURE (DETAILED CLASSIFICATION), BY DIVISIONS AND STATES: 1920—Continued.

| DIVISION OR STATE AND COLOR AND TENURE. | VALUE OF FARM PROPERTY. | | | | | | AVERAGE VALUE PER FARM. | | | | | |
|---|-------------------------|------------------------|------------------------|----------------------|---------------------------|----------------------|-------------------------|---------------------|----------------|----------------|---------------------------|----------------|
| | All farm property. | Land and buildings. | | | Implements and machinery. | Live stock. | All farm property. | Land and buildings. | | | Implements and machinery. | Live stock. |
| | | Total. | Land alone. | Buildings. | | | | Total. | Land alone. | Buildings. | | |
| EAST NORTH CENTRAL—Con. | | | | | | | | | | | | |
| Wisconsin. | | | | | | | | | | | | |
| White farmers, total | \$2,674,614,028 | \$2,185,759,465 | \$1,617,367,667 | \$568,391,798 | \$168,918,522 | \$321,936,041 | \$14,179 | \$11,587 | \$8,574 | \$3,013 | \$885 | \$1,707 |
| Owners..... | 2,111,635,778 | 1,717,720,939 | 1,252,249,171 | 465,471,768 | 138,542,273 | 255,372,566 | 13,282 | 10,804 | 7,877 | 2,928 | 871 | 1,606 |
| Owning entire farm..... | 1,947,662,226 | 1,582,833,714 | 1,149,780,198 | 433,053,510 | 128,491,612 | 236,336,900 | 13,090 | 10,638 | 7,727 | 2,910 | 864 | 1,583 |
| Hiring additional land..... | 163,973,552 | 134,887,225 | 102,468,973 | 32,418,252 | 10,050,661 | 19,035,666 | 16,095 | 13,240 | 10,058 | 3,182 | 987 | 1,868 |
| Managers..... | 66,069,803 | 55,527,442 | 40,412,336 | 15,115,106 | 3,104,458 | 7,377,903 | 27,257 | 22,907 | 16,672 | 6,236 | 1,305 | 3,044 |
| Tenants..... | 496,908,447 | 412,511,084 | 324,706,160 | 87,804,924 | 26,211,701 | 59,185,572 | 13,251 | 15,151 | 11,926 | 3,225 | 926 | 2,174 |
| Share..... | 292,387,828 | 243,045,625 | 191,015,353 | 51,130,172 | 14,216,111 | 35,126,192 | 20,061 | 16,676 | 13,167 | 3,508 | 975 | 2,410 |
| Share-cash..... | 6,766,563 | 5,435,010 | 4,306,710 | 1,128,300 | 338,492 | 993,091 | 13,954 | 15,224 | 12,064 | 3,161 | 948 | 2,732 |
| Cash..... | 186,344,698 | 164,529,232 | 121,186,395 | 33,342,837 | 10,049,752 | 21,765,614 | 16,240 | 13,558 | 10,632 | 2,925 | 882 | 1,910 |
| Unspecified..... | 11,409,458 | 9,501,317 | 7,297,702 | 2,208,615 | 607,466 | 1,300,675 | 12,734 | 10,604 | 8,145 | 2,459 | 678 | 1,452 |
| Colored farmers, total | 2,668,969 | 2,122,508 | 1,545,392 | 577,116 | 170,397 | 376,074 | 4,026 | 3,201 | 2,331 | 870 | 257 | 567 |
| Owners..... | 2,433,673 | 1,954,483 | 1,426,102 | 528,381 | 168,237 | 320,953 | 3,875 | 3,112 | 2,271 | 841 | 252 | 511 |
| Owning entire farm..... | 2,288,450 | 1,839,753 | 1,332,587 | 507,166 | 160,313 | 298,384 | 3,840 | 3,087 | 2,236 | 851 | 252 | 501 |
| Hiring additional land..... | 145,223 | 114,730 | 93,515 | 21,215 | 7,924 | 22,569 | 4,538 | 3,585 | 2,922 | 668 | 248 | 705 |
| Managers..... | 106,779 | 66,500 | 45,500 | 21,000 | 4,990 | 35,289 | 35,593 | 22,167 | 15,167 | 7,000 | 1,663 | 11,763 |
| Tenants..... | 128,517 | 101,525 | 73,790 | 27,735 | 7,160 | 19,832 | 4,016 | 3,173 | 2,306 | 887 | 224 | 620 |
| Share..... | 40,687 | 32,400 | 19,550 | 12,890 | 1,420 | 6,867 | 4,521 | 3,000 | 2,172 | 1,428 | 158 | 763 |
| Share-cash..... | 3,855 | 2,900 | 2,000 | 800 | 400 | 565 | 3,803 | 3,400 | 2,900 | 500 | 400 | 65 |
| Cash..... | 83,956 | 65,726 | 51,340 | 14,385 | 5,340 | 12,900 | 3,817 | 2,988 | 2,334 | 654 | 243 | 586 |
| Unspecified..... | | | | | | | | | | | | |
| WEST NORTH CENTRAL. | | | | | | | | | | | | |
| Minnesota. | | | | | | | | | | | | |
| White farmers, total | 3,786,230,388 | 3,300,302,223 | 2,749,640,002 | 550,662,221 | 181,021,121 | 304,907,044 | 21,239 | 18,513 | 15,424 | 3,089 | 1,015 | 1,710 |
| Owners..... | 2,536,609,747 | 2,101,052,872 | 1,788,482,079 | 402,570,793 | 130,330,718 | 215,228,157 | 19,135 | 16,528 | 13,491 | 3,037 | 988 | 1,624 |
| Owning entire farm..... | 2,024,631,026 | 1,744,077,467 | 1,407,291,788 | 339,780,679 | 105,864,246 | 175,189,310 | 17,901 | 15,473 | 12,435 | 2,988 | 936 | 1,564 |
| Hiring additional land..... | 511,978,721 | 446,975,405 | 381,191,291 | 65,784,114 | 24,966,475 | 40,038,847 | 25,798 | 22,522 | 19,207 | 3,315 | 1,253 | 2,017 |
| Managers..... | 58,155,402 | 50,230,658 | 40,223,519 | 10,002,139 | 2,144,474 | 5,789,270 | 36,461 | 31,493 | 25,222 | 6,271 | 1,344 | 3,624 |
| Tenants..... | 1,191,465,239 | 1,050,018,693 | 920,929,404 | 188,089,289 | 48,545,929 | 83,900,617 | 27,012 | 24,000 | 20,878 | 2,131 | 1,101 | 1,992 |
| Share..... | 496,683,708 | 430,455,041 | 370,470,349 | 59,984,692 | 21,075,188 | 36,168,479 | 26,187 | 23,169 | 20,007 | 3,103 | 1,111 | 1,906 |
| Share-cash..... | 284,311,938 | 237,437,290 | 230,302,068 | 27,124,568 | 10,236,100 | 16,568,567 | 33,952 | 30,748 | 27,509 | 3,239 | 1,225 | 1,979 |
| Cash..... | 375,378,909 | 330,677,195 | 284,032,071 | 46,645,124 | 15,764,500 | 28,947,212 | 24,636 | 21,702 | 18,641 | 3,061 | 1,034 | 1,900 |
| Unspecified..... | 35,089,689 | 31,399,191 | 27,064,280 | 4,234,906 | 1,460,141 | 2,226,357 | 22,917 | 20,509 | 17,678 | 2,831 | 954 | 1,454 |
| Colored farmers, total | 1,189,730 | 866,102 | 638,430 | 177,672 | 66,847 | 256,781 | 5,747 | 4,184 | 3,326 | 858 | 323 | 1,240 |
| Owners..... | 979,739 | 698,182 | 557,335 | 140,847 | 58,156 | 223,401 | 5,535 | 3,945 | 3,149 | 796 | 329 | 1,262 |
| Owning entire farm..... | 785,999 | 525,787 | 402,490 | 123,297 | 51,766 | 208,446 | 4,943 | 3,507 | 2,531 | 775 | 326 | 1,311 |
| Hiring additional land..... | 193,740 | 172,395 | 154,845 | 17,550 | 6,390 | 14,955 | 10,703 | 9,578 | 8,603 | 975 | 355 | 831 |
| Managers..... | 7,577 | 4,000 | 2,000 | 2,000 | 1,000 | 2,577 | 7,577 | 4,000 | 2,000 | 2,000 | 1,000 | 2,577 |
| Tenants..... | 202,414 | 163,920 | 129,095 | 34,825 | 7,691 | 30,803 | 6,980 | 5,652 | 4,452 | 1,201 | 265 | 1,002 |
| Share..... | 113,235 | 86,525 | 62,750 | 23,775 | 4,150 | 22,560 | 12,582 | 9,614 | 6,972 | 2,042 | 491 | 2,007 |
| Share-cash..... | 12,510 | 11,000 | 9,900 | 7,100 | 4,400 | 1,110 | 12,510 | 11,000 | 9,900 | 1,100 | 400 | 1,110 |
| Cash..... | 62,145 | 43,595 | 36,145 | 7,450 | 2,866 | 5,634 | 3,725 | 3,114 | 2,582 | 632 | 206 | 406 |
| Unspecified..... | 24,524 | 22,800 | 20,300 | 2,500 | 275 | 1,449 | 4,905 | 4,560 | 4,000 | 500 | 55 | 299 |
| Iowa. | | | | | | | | | | | | |
| White farmers, total | 8,523,312,759 | 7,600,441,690 | 6,677,866,277 | 922,575,413 | 309,122,421 | 613,748,648 | 39,954 | 35,628 | 31,303 | 4,325 | 1,448 | 2,877 |
| Owners..... | 4,543,714,016 | 4,010,757,910 | 3,447,714,783 | 563,043,127 | 179,025,967 | 353,930,139 | 37,300 | 32,925 | 28,303 | 4,622 | 1,470 | 2,905 |
| Owning entire farm..... | 3,519,024,464 | 3,101,886,840 | 2,643,713,288 | 458,173,602 | 141,233,014 | 275,853,710 | 35,564 | 31,349 | 26,718 | 4,630 | 1,423 | 2,738 |
| Hiring additional land..... | 1,024,689,552 | 908,871,070 | 804,001,545 | 104,869,525 | 37,742,053 | 78,076,429 | 44,833 | 39,748 | 35,161 | 4,586 | 1,651 | 3,416 |
| Managers..... | 140,718,205 | 125,849,751 | 110,545,702 | 15,304,049 | 3,089,670 | 11,778,784 | 56,604 | 50,623 | 44,467 | 6,156 | 1,243 | 4,738 |
| Tenants..... | 3,838,880,538 | 3,463,834,029 | 3,119,605,702 | 344,228,237 | 127,006,784 | 248,039,725 | 43,119 | 38,906 | 35,040 | 3,866 | 1,427 | 2,786 |
| Share..... | 1,061,969,294 | 955,220,208 | 859,048,464 | 96,171,744 | 33,536,728 | 73,212,358 | 41,499 | 37,328 | 33,570 | 3,758 | 1,311 | 2,461 |
| Share-cash..... | 810,276,494 | 745,540,117 | 683,228,317 | 62,311,800 | 24,364,029 | 40,372,348 | 40,410 | 45,463 | 41,663 | 3,500 | 1,456 | 2,462 |
| Cash..... | 1,885,505,801 | 1,689,936,260 | 1,512,606,167 | 177,330,103 | 64,605,688 | 128,963,653 | 42,302 | 37,015 | 33,936 | 3,979 | 1,494 | 2,803 |
| Unspecified..... | 81,128,949 | 73,137,444 | 64,722,854 | 8,414,680 | 2,500,339 | 5,491,166 | 32,859 | 29,622 | 26,214 | 3,408 | 1,013 | 2,224 |
| Colored farmers, total | 1,558,197 | 1,330,600 | 1,154,300 | 176,300 | 49,977 | 177,620 | 14,295 | 12,207 | 10,590 | 1,617 | 459 | 1,630 |
| Owners..... | 784,702 | 683,250 | 584,550 | 98,700 | 23,742 | 72,710 | 10,604 | 9,233 | 7,899 | 1,334 | 388 | 938 |
| Owning entire farm..... | 646,594 | 565,510 | 489,460 | 76,050 | 23,387 | 57,697 | 10,777 | 9,425 | 8,153 | 1,268 | 300 | 962 |
| Hiring additional land..... | 138,108 | 117,740 | 95,090 | 22,650 | 5,355 | 15,013 | 9,865 | 8,410 | 6,792 | 1,618 | 383 | 1,072 |
| Managers..... | 54,523 | 51,000 | 48,500 | 2,500 | 300 | 2,723 | 54,523 | 51,000 | 48,500 | 2,500 | 300 | 2,723 |
| Tenants..... | 718,972 | 596,350 | 521,250 | 75,100 | 20,435 | 102,187 | 21,146 | 17,540 | 15,331 | 2,209 | 601 | 3,064 |
| Share..... | 407,259 | 364,675 | 328,825 | 35,850 | 9,235 | 33,349 | 25,454 | 22,792 | 20,552 | 2,241 | 677 | 2,086 |
| Share-cash..... | 23,085 | 7,000 | 6,650 | 350 | 200 | 15,855 | 11,543 | 3,500 | 3,325 | 175 | 100 | 7,943 |
| Cash..... | 267,244 | 205,475 | 170,075 | 35,400 | 10,250 | 51,519 | 19,089 | 14,677 | 12,148 | 2,529 | 732 | 3,680 |
| Unspecified..... | 21,384 | 19,200 | 15,700 | 3,500 | 750 | 1,434 | 10,692 | 9,600 | 7,850 | 1,750 | 375 | 717 |

TABLE 22.—VALUE OF ALL FARM PROPERTY AND OF THE SEVERAL CLASSES, WITH AVERAGE PER FARM, BY COLOR AND TENURE (DETAILED CLASSIFICATION), BY DIVISIONS AND STATES: 1920—Continued.

| DIVISION OR STATE AND COLOR AND TENURE. | VALUE OF FARM PROPERTY. | | | | | | AVERAGE VALUE PER FARM. | | | | | |
|---|-------------------------|------------------------|------------------------|----------------------|---------------------------|----------------------|-------------------------|---------------------|----------------|----------------|---------------------------|----------------|
| | All farm property. | Land and buildings. | | | Implements and machinery. | Live stock. | All farm property. | Land and buildings. | | | Implements and machinery. | Live stock. |
| | | Total. | Land alone. | Buildings. | | | | Total. | Land alone. | Buildings. | | |
| WEST NORTH CENTRAL—Con. | | | | | | | | | | | | |
| Missouri. | | | | | | | | | | | | |
| White farmers, total | \$3,571,857,295 | \$3,046,425,098 | \$2,579,804,597 | \$466,620,496 | \$137,706,398 | \$387,825,804 | \$13,729 | \$11,709 | \$9,918 | \$1,793 | \$520 | \$1,481 |
| Owners..... | 2,466,597,321 | 2,080,967,896 | 1,734,040,306 | 346,327,560 | 100,862,127 | 284,767,828 | 13,450 | 11,347 | 9,459 | 1,889 | 550 | 1,553 |
| Owning entire farm..... | 1,938,419,264 | 1,630,102,693 | 1,344,722,006 | 285,380,687 | 79,826,781 | 228,489,810 | 12,707 | 10,686 | 8,815 | 1,851 | 523 | 1,498 |
| Hiring additional land..... | 528,178,057 | 450,865,178 | 389,918,300 | 60,946,873 | 21,035,346 | 56,277,518 | 17,127 | 14,620 | 12,644 | 1,976 | 632 | 1,825 |
| Managers..... | 84,465,973 | 73,402,741 | 60,529,190 | 12,873,551 | 2,135,177 | 8,928,055 | 38,411 | 33,380 | 27,526 | 5,854 | 971 | 4,060 |
| Tenants..... | 1,020,894,001 | 892,054,486 | 784,635,101 | 107,410,385 | 34,709,094 | 94,130,421 | 13,686 | 11,959 | 10,519 | 1,440 | 485 | 1,262 |
| Share..... | 688,324,848 | 513,854,454 | 452,046,026 | 61,207,628 | 19,898,202 | 54,571,892 | 12,968 | 11,327 | 9,977 | 1,349 | 439 | 1,203 |
| Share-cash..... | 129,943,316 | 115,035,200 | 102,220,109 | 12,815,094 | 4,359,426 | 10,548,690 | 18,702 | 16,557 | 14,712 | 1,844 | 627 | 1,518 |
| Cash..... | 243,675,856 | 212,059,872 | 185,298,889 | 26,760,863 | 8,667,961 | 23,045,032 | 14,223 | 12,377 | 10,815 | 1,562 | 500 | 1,345 |
| Unspecified..... | 58,950,272 | 51,104,960 | 44,469,180 | 6,635,780 | 1,883,505 | 5,961,807 | 11,458 | 9,933 | 8,643 | 1,200 | 366 | 1,159 |
| Colored farmers, total | 19,110,790 | 16,542,607 | 14,388,674 | 2,153,933 | 554,942 | 2,013,241 | 6,762 | 5,854 | 5,092 | 762 | 196 | 712 |
| Owners..... | 9,933,766 | 8,451,537 | 7,224,054 | 1,227,483 | 336,281 | 1,145,048 | 6,042 | 5,141 | 4,394 | 747 | 205 | 697 |
| Owning entire farm..... | 7,191,397 | 6,069,891 | 5,124,843 | 945,043 | 252,283 | 809,223 | 5,511 | 4,651 | 3,927 | 724 | 193 | 666 |
| Hiring additional land..... | 2,742,369 | 2,381,646 | 2,099,200 | 282,440 | 83,998 | 276,725 | 8,000 | 7,026 | 6,192 | 833 | 248 | 816 |
| Managers..... | 1,461,153 | 1,276,095 | 1,135,345 | 140,750 | 27,245 | 157,813 | 30,441 | 26,585 | 23,653 | 2,932 | 568 | 3,288 |
| Tenants..... | 7,715,871 | 6,814,975 | 6,029,275 | 785,700 | 191,416 | 709,480 | 6,804 | 6,010 | 5,317 | 693 | 169 | 626 |
| Share..... | 6,006,089 | 5,346,280 | 4,764,960 | 581,320 | 147,138 | 512,671 | 6,841 | 6,089 | 5,427 | 662 | 168 | 584 |
| Share-cash..... | 520,618 | 471,000 | 412,305 | 56,595 | 9,750 | 38,966 | 11,077 | 10,040 | 8,772 | 1,268 | 207 | 829 |
| Cash..... | 894,927 | 793,805 | 699,530 | 98,275 | 27,173 | 123,649 | 5,627 | 4,647 | 4,022 | 624 | 171 | 809 |
| Unspecified..... | 204,539 | 257,990 | 212,480 | 45,510 | 7,355 | 29,194 | 5,891 | 5,160 | 4,250 | 910 | 147 | 584 |
| North Dakota. | | | | | | | | | | | | |
| White farmers, total | 1,755,241,354 | 1,484,992,639 | 1,276,184,609 | 208,808,030 | 113,967,135 | 156,281,580 | 22,752 | 19,249 | 16,542 | 2,707 | 1,477 | 2,026 |
| Owners..... | 1,240,050,699 | 1,037,814,304 | 884,265,819 | 153,548,575 | 85,885,192 | 116,351,113 | 21,908 | 18,385 | 15,665 | 2,720 | 1,521 | 2,061 |
| Owning entire farm..... | 883,024,605 | 572,452,454 | 480,199,761 | 92,252,703 | 48,220,175 | 62,351,876 | 20,312 | 17,024 | 14,280 | 2,743 | 1,434 | 1,854 |
| Hiring additional land..... | 557,026,194 | 465,361,940 | 404,066,068 | 61,295,872 | 37,665,017 | 53,999,237 | 24,408 | 20,362 | 17,706 | 2,686 | 1,650 | 2,366 |
| Managers..... | 41,061,337 | 35,085,503 | 29,736,605 | 5,348,898 | 2,075,202 | 3,900,632 | 48,138 | 41,132 | 34,861 | 6,271 | 2,433 | 4,573 |
| Tenants..... | 474,129,318 | 412,092,742 | 362,182,185 | 49,910,557 | 26,006,741 | 36,029,835 | 23,890 | 20,765 | 18,250 | 2,515 | 1,310 | 1,815 |
| Share..... | 412,301,940 | 359,208,238 | 315,608,367 | 43,599,871 | 22,535,323 | 30,558,379 | 21,244 | 18,665 | 16,605 | 2,579 | 1,333 | 1,807 |
| Share-cash..... | 22,197,165 | 19,317,583 | 17,321,434 | 1,996,149 | 1,206,111 | 1,672,871 | 24,941 | 21,705 | 19,462 | 2,243 | 1,356 | 1,880 |
| Cash..... | 20,754,697 | 17,156,768 | 14,812,678 | 2,344,090 | 1,247,241 | 2,350,688 | 18,032 | 14,906 | 12,869 | 2,037 | 1,084 | 2,042 |
| Unspecified..... | 18,875,616 | 16,410,163 | 14,439,706 | 1,970,447 | 1,017,466 | 1,447,897 | 21,066 | 18,315 | 16,116 | 2,199 | 1,136 | 1,616 |
| Colored farmers, total | 4,501,641 | 3,528,866 | 3,129,018 | 399,838 | 219,730 | 753,055 | 8,290 | 6,499 | 5,762 | 736 | 405 | 1,387 |
| Owners..... | 3,856,846 | 3,041,056 | 2,695,083 | 345,973 | 185,652 | 630,133 | 8,224 | 6,484 | 5,746 | 738 | 396 | 1,344 |
| Owning entire farm..... | 3,270,563 | 2,615,301 | 2,314,013 | 301,288 | 151,965 | 503,297 | 7,714 | 6,168 | 5,458 | 711 | 358 | 1,187 |
| Hiring additional land..... | 586,283 | 425,755 | 381,070 | 44,685 | 33,687 | 126,841 | 13,029 | 9,461 | 8,468 | 993 | 749 | 2,819 |
| Managers..... | 39,596 | 23,000 | 21,500 | 1,500 | 1,050 | 15,546 | 19,798 | 11,500 | 10,750 | 750 | 525 | 7,773 |
| Tenants..... | 605,199 | 464,800 | 412,435 | 52,365 | 33,028 | 107,371 | 8,406 | 6,456 | 5,728 | 727 | 459 | 1,491 |
| Share..... | 356,052 | 299,750 | 266,015 | 33,735 | 17,620 | 38,682 | 10,472 | 8,819 | 7,824 | 992 | 518 | 1,138 |
| Share-cash..... | 24,675 | 19,800 | 19,300 | 500 | 2,000 | 2,875 | 24,675 | 19,800 | 18,300 | 500 | 2,000 | 2,875 |
| Cash..... | 131,018 | 94,110 | 82,330 | 11,780 | 7,770 | 29,138 | 5,459 | 3,921 | 3,430 | 491 | 324 | 1,214 |
| Unspecified..... | 93,454 | 51,140 | 44,790 | 6,350 | 5,638 | 36,070 | 7,189 | 3,934 | 3,445 | 488 | 434 | 2,821 |
| South Dakota. | | | | | | | | | | | | |
| White farmers, total | 2,802,380,979 | 2,455,467,682 | 2,215,845,271 | 239,622,411 | 111,581,077 | 235,332,220 | 38,376 | 33,625 | 30,344 | 3,281 | 1,528 | 3,223 |
| Owners..... | 1,714,124,726 | 1,484,093,143 | 1,326,284,927 | 157,808,216 | 72,257,726 | 157,773,857 | 36,982 | 32,019 | 28,615 | 3,405 | 1,559 | 3,404 |
| Owning entire farm..... | 844,104,318 | 733,429,957 | 644,865,074 | 88,504,883 | 37,335,624 | 73,338,837 | 32,576 | 28,304 | 24,886 | 3,418 | 1,441 | 2,830 |
| Hiring additional land..... | 870,020,408 | 750,663,186 | 681,419,853 | 69,243,333 | 34,922,202 | 84,435,020 | 42,571 | 36,731 | 33,342 | 3,888 | 1,709 | 4,131 |
| Managers..... | 46,698,342 | 38,802,470 | 35,093,277 | 3,709,193 | 1,287,113 | 6,578,769 | 60,530 | 50,327 | 45,517 | 4,811 | 1,669 | 8,383 |
| Tenants..... | 1,041,587,911 | 932,572,069 | 854,467,067 | 78,105,002 | 38,036,238 | 70,979,604 | 40,210 | 36,001 | 32,986 | 3,015 | 1,468 | 2,740 |
| Share..... | 476,035,191 | 425,276,389 | 388,286,148 | 37,020,241 | 18,194,655 | 31,664,147 | 38,909 | 34,833 | 31,801 | 3,032 | 1,490 | 2,585 |
| Share-cash..... | 340,819,780 | 308,979,772 | 284,999,046 | 23,980,127 | 11,824,603 | 20,015,406 | 43,207 | 39,171 | 36,131 | 3,040 | 1,499 | 2,587 |
| Cash..... | 208,393,520 | 182,965,381 | 167,244,491 | 15,720,890 | 7,446,705 | 17,981,434 | 39,433 | 34,666 | 31,687 | 2,979 | 1,411 | 3,407 |
| Unspecified..... | 17,339,420 | 15,350,527 | 13,966,783 | 1,833,744 | 570,276 | 1,418,618 | 32,778 | 29,018 | 26,402 | 2,616 | 1,078 | 2,682 |
| Colored farmers, total | 21,489,233 | 17,425,999 | 15,586,452 | 1,839,547 | 827,181 | 2,236,043 | 13,331 | 10,810 | 9,669 | 1,141 | 513 | 2,007 |
| Owners..... | 19,871,916 | 15,820,277 | 14,149,770 | 1,676,507 | 753,334 | 2,992,305 | 13,380 | 10,803 | 9,659 | 1,144 | 514 | 2,043 |
| Owning entire farm..... | 16,476,045 | 12,559,645 | 11,103,925 | 1,455,720 | 648,243 | 2,263,158 | 11,549 | 9,378 | 8,287 | 1,086 | 494 | 1,503 |
| Hiring additional land..... | 4,095,870 | 3,260,632 | 3,045,845 | 220,787 | 105,091 | 724,147 | 32,767 | 26,133 | 24,367 | 1,766 | 841 | 5,793 |
| Managers..... | 165,499 | 97,940 | 82,840 | 15,100 | 10,445 | 57,114 | 16,550 | 9,794 | 8,284 | 1,610 | 1,045 | 5,711 |
| Tenants..... | 1,751,818 | 1,501,722 | 1,353,842 | 147,940 | 63,412 | 186,624 | 12,787 | 10,962 | 9,882 | 1,080 | 463 | 1,362 |
| Share..... | 974,866 | 857,000 | 794,140 | 92,860 | 38,032 | 79,773 | 16,247 | 14,283 | 13,736 | 1,548 | 634 | 1,330 |
| Share-cash..... | 35,340 | 34,100 | 33,250 | 850 | 750 | 3,490 | 12,780 | 11,367 | 11,083 | 283 | 250 | 1,163 |
| Cash..... | 517,301 | 427,607 | 385,327 | 42,580 | 18,700 | 70,754 | 10,347 | 8,558 | 7,707 | 852 | 374 | 1,415 |
| Unspecified..... | 221,312 | 182,776 | 171,125 | 11,650 | 3,920 | 32,607 | 9,221 | 7,616 | 7,130 | 485 | 247 | 1,359 |

TABLE 22.—VALUE OF ALL FARM PROPERTY AND OF THE SEVERAL CLASSES, WITH AVERAGE PER FARM, BY COLOR AND TENURE (DETAILED CLASSIFICATION), BY DIVISIONS AND STATES: 1920—Continued.

| DIVISION OR STATE AND COLOR AND TENURE. | VALUE OF FARM PROPERTY. | | | | | | AVERAGE VALUE PER FARM. | | | | | |
|---|-------------------------|---------------------|-----------------|---------------|---------------------------|---------------|-------------------------|---------------------|-------------|------------|---------------------------|-------------|
| | All farm property. | Land and buildings. | | | Implements and machinery. | Live stock. | All farm property. | Land and buildings. | | | Implements and machinery. | Live stock. |
| | | Total. | Land alone. | Buildings. | | | | Total. | Land alone. | Buildings. | | |
| WEST NORTH CENTRAL—Con. | | | | | | | | | | | | |
| Nebraska. | | | | | | | | | | | | |
| White farmers, total..... | \$4,194,397,347 | \$3,705,654,150 | \$3,324,390,695 | \$381,263,455 | \$152,850,017 | \$335,893,180 | \$33,817 | \$29,876 | \$26,802 | \$3,074 | \$1,232 | \$2,708 |
| Owners..... | 2,254,826,114 | 2,057,471,400 | 1,816,110,208 | 241,361,392 | 91,403,330 | 205,951,175 | 33,922 | 29,639 | 26,162 | 3,477 | 1,217 | 2,907 |
| Owning entire farm..... | 1,588,462,763 | 1,387,066,046 | 1,209,991,012 | 177,076,034 | 62,957,226 | 138,438,891 | 31,547 | 27,547 | 24,031 | 3,517 | 1,250 | 2,749 |
| Hiring additional land..... | 766,363,351 | 670,405,354 | 606,119,196 | 64,285,358 | 28,446,113 | 67,512,284 | 40,195 | 35,162 | 31,791 | 3,372 | 1,492 | 3,541 |
| Managers..... | 78,279,737 | 65,993,263 | 59,912,994 | 5,980,569 | 1,676,770 | 11,009,704 | 59,710 | 50,033 | 45,700 | 4,333 | 1,279 | 8,398 |
| Tenants..... | 1,761,291,490 | 1,582,589,287 | 1,448,367,793 | 134,221,494 | 59,789,908 | 118,932,301 | 33,042 | 29,600 | 27,172 | 2,518 | 1,121 | 2,231 |
| Share..... | 809,259,891 | 729,784,507 | 665,330,044 | 61,454,463 | 27,781,444 | 54,603,440 | 31,547 | 28,527 | 26,115 | 2,412 | 1,000 | 2,147 |
| Share-cash..... | 511,125,166 | 464,516,593 | 427,228,860 | 37,287,733 | 17,206,310 | 29,802,263 | 34,022 | 31,465 | 28,939 | 2,526 | 1,172 | 1,985 |
| Cash..... | 417,443,870 | 370,712,377 | 337,132,604 | 33,570,773 | 13,490,959 | 32,790,834 | 34,660 | 30,255 | 27,514 | 2,741 | 1,138 | 2,676 |
| Unspecified..... | 23,463,569 | 20,575,810 | 18,676,285 | 1,890,523 | 741,495 | 2,146,204 | 28,932 | 26,371 | 23,029 | 2,342 | 914 | 2,646 |
| Colored farmers, total..... | 7,258,645 | 6,453,610 | 5,831,645 | 621,965 | 254,431 | 550,604 | 18,903 | 16,806 | 15,137 | 1,620 | 663 | 1,434 |
| Owners..... | 3,994,209 | 3,524,945 | 3,083,265 | 441,680 | 162,537 | 306,727 | 15,725 | 13,878 | 12,139 | 1,739 | 640 | 1,208 |
| Owning entire farm..... | 2,823,006 | 2,541,510 | 2,208,710 | 332,800 | 115,415 | 160,080 | 13,254 | 11,932 | 10,370 | 1,562 | 542 | 780 |
| Hiring additional land..... | 1,171,204 | 983,435 | 874,556 | 108,880 | 47,122 | 140,647 | 28,569 | 23,980 | 21,331 | 2,656 | 1,149 | 3,430 |
| Managers..... | 123,941 | 100,000 | 87,100 | 12,900 | 950 | 22,991 | 30,985 | 25,000 | 21,775 | 3,225 | 238 | 5,743 |
| Tenants..... | 3,140,495 | 2,828,665 | 2,661,230 | 167,385 | 90,944 | 220,886 | 23,925 | 22,450 | 21,121 | 1,328 | 722 | 1,753 |
| Share..... | 1,374,167 | 1,256,425 | 1,181,015 | 85,410 | 32,250 | 75,492 | 23,291 | 21,465 | 20,017 | 1,448 | 547 | 1,280 |
| Share-cash..... | 276,642 | 248,200 | 235,300 | 12,900 | 5,850 | 18,992 | 27,604 | 24,820 | 23,500 | 1,290 | 835 | 1,899 |
| Cash..... | 1,429,828 | 1,266,840 | 1,199,265 | 67,575 | 46,844 | 116,144 | 20,478 | 18,460 | 17,207 | 1,251 | 807 | 2,151 |
| Unspecified..... | 60,458 | 47,200 | 45,700 | 1,500 | 3,000 | 10,258 | 20,153 | 15,733 | 15,233 | 500 | 1,000 | 3,419 |
| White farmers, total..... | 3,290,623,867 | 2,819,485,443 | 2,466,334,607 | 353,150,836 | 154,254,232 | 316,889,192 | 20,059 | 17,187 | 15,034 | 2,153 | 940 | 1,932 |
| Owners..... | 1,939,192,830 | 1,645,842,706 | 1,414,002,153 | 231,840,548 | 95,600,025 | 197,690,149 | 20,138 | 17,001 | 14,654 | 2,408 | 993 | 2,053 |
| Owning entire farm..... | 1,153,835,304 | 976,510,084 | 819,965,634 | 155,550,550 | 57,827,716 | 119,541,504 | 17,715 | 14,089 | 12,599 | 2,300 | 830 | 1,837 |
| Hiring additional land..... | 786,357,526 | 670,328,622 | 594,036,521 | 76,289,998 | 37,772,309 | 78,148,645 | 25,180 | 21,474 | 19,300 | 2,444 | 1,212 | 2,503 |
| Managers..... | 65,494,585 | 55,099,771 | 49,385,301 | 5,714,470 | 1,812,093 | 8,582,721 | 44,343 | 37,305 | 33,436 | 3,869 | 1,227 | 5,811 |
| Tenants..... | 1,285,941,402 | 1,118,542,966 | 1,002,947,148 | 115,595,818 | 56,782,114 | 110,616,322 | 19,403 | 16,878 | 15,133 | 1,744 | 857 | 1,669 |
| Share..... | 801,683,645 | 698,408,768 | 627,573,649 | 70,835,109 | 35,249,217 | 68,010,670 | 19,428 | 17,100 | 15,360 | 1,734 | 863 | 1,635 |
| Share-cash..... | 276,624,212 | 243,212,479 | 219,758,824 | 23,454,155 | 12,621,900 | 20,859,533 | 21,323 | 18,748 | 16,940 | 1,708 | 965 | 1,610 |
| Cash..... | 190,489,673 | 162,224,414 | 142,568,760 | 19,655,654 | 8,355,114 | 19,910,145 | 16,530 | 14,777 | 12,371 | 1,803 | 725 | 1,723 |
| Unspecified..... | 17,158,872 | 14,097,816 | 13,046,415 | 1,050,900 | 655,883 | 1,805,674 | 18,371 | 15,736 | 13,968 | 1,768 | 702 | 1,933 |
| Colored farmers, total..... | 12,177,320 | 10,578,476 | 9,300,565 | 1,277,910 | 462,745 | 1,136,100 | 8,836 | 8,545 | 7,513 | 1,032 | 374 | 818 |
| Owners..... | 6,858,118 | 5,889,485 | 5,075,080 | 814,405 | 295,417 | 673,216 | 8,648 | 7,427 | 6,400 | 1,027 | 373 | 849 |
| Owning entire farm..... | 4,287,947 | 3,689,606 | 3,103,345 | 535,755 | 178,072 | 420,275 | 7,671 | 6,600 | 5,532 | 1,045 | 319 | 752 |
| Hiring additional land..... | 2,570,171 | 2,199,879 | 1,971,735 | 278,650 | 117,345 | 252,941 | 10,984 | 9,401 | 8,424 | 977 | 601 | 1,081 |
| Managers..... | 322,812 | 290,000 | 258,800 | 31,200 | 7,710 | 25,102 | 17,034 | 16,111 | 14,373 | 1,738 | 428 | 1,395 |
| Tenants..... | 4,996,390 | 4,398,990 | 3,966,685 | 432,305 | 159,618 | 437,782 | 11,701 | 10,302 | 9,290 | 1,012 | 374 | 1,025 |
| Share..... | 3,825,240 | 3,395,015 | 3,083,235 | 311,780 | 117,000 | 313,135 | 13,375 | 11,871 | 10,781 | 1,060 | 409 | 1,025 |
| Share-cash..... | 103,742 | 178,969 | 148,950 | 27,400 | 4,625 | 13,557 | 19,397 | 16,356 | 8,745 | 1,612 | 272 | 788 |
| Cash..... | 680,569 | 591,745 | 528,970 | 62,775 | 23,175 | 71,649 | 6,539 | 5,636 | 5,038 | 598 | 221 | 682 |
| Unspecified..... | 290,889 | 236,170 | 205,320 | 30,350 | 14,728 | 39,941 | 15,307 | 12,430 | 10,833 | 1,597 | 775 | 2,102 |
| SOUTH ATLANTIC. | | | | | | | | | | | | |
| Delaware. | | | | | | | | | | | | |
| White farmers, total..... | 76,642,235 | 61,870,189 | 40,131,412 | 21,738,774 | 6,549,214 | 8,222,835 | 3,270 | 6,676 | 4,330 | 2,346 | 707 | 887 |
| Owners..... | 37,661,807 | 29,968,197 | 17,583,258 | 12,381,939 | 3,669,939 | 4,023,671 | 6,600 | 5,299 | 3,109 | 2,190 | 649 | 712 |
| Owning entire farm..... | 36,193,458 | 28,776,242 | 16,806,528 | 11,970,714 | 3,541,839 | 3,880,377 | 6,725 | 5,346 | 3,122 | 2,224 | 658 | 721 |
| Hiring additional land..... | 1,468,349 | 1,191,955 | 777,730 | 411,225 | 128,100 | 143,294 | 5,380 | 4,382 | 2,859 | 1,623 | 471 | 527 |
| Managers..... | 3,580,311 | 3,037,117 | 2,205,675 | 881,442 | 226,524 | 266,670 | 27,331 | 23,566 | 16,837 | 6,729 | 1,729 | 2,039 |
| Tenants..... | 35,400,117 | 28,814,872 | 20,342,479 | 8,472,393 | 2,652,751 | 3,932,494 | 10,167 | 8,275 | 5,842 | 2,433 | 762 | 1,129 |
| Share, incl. croppers..... | 30,176,641 | 24,507,260 | 17,618,872 | 6,838,388 | 2,273,063 | 3,396,318 | 10,471 | 8,504 | 6,113 | 2,390 | 789 | 1,178 |
| Share tenants proper..... | 28,921,365 | 23,503,110 | 16,912,272 | 6,500,838 | 2,181,344 | 3,230,911 | 10,625 | 8,553 | 6,154 | 2,398 | 794 | 1,178 |
| Croppers..... | 1,255,276 | 1,004,150 | 706,600 | 297,550 | 91,719 | 159,407 | 9,368 | 7,494 | 5,273 | 2,221 | 634 | 1,190 |
| Share-cash..... | 98,643 | 80,000 | 44,600 | 35,400 | 6,700 | 11,943 | 10,960 | 8,889 | 4,056 | 3,933 | 744 | 1,327 |
| Cash, incl. standing renters..... | 4,155,691 | 3,441,110 | 2,188,360 | 1,252,750 | 296,668 | 417,913 | 9,339 | 7,733 | 4,918 | 2,815 | 607 | 939 |
| Cash tenants proper..... | 4,154,016 | 3,440,110 | 2,187,860 | 1,252,250 | 296,648 | 417,258 | 9,356 | 7,748 | 4,928 | 2,820 | 608 | 940 |
| Standing renters..... | 1,675 | 1,000 | 600 | 500 | 20 | 655 | 1,675 | 1,000 | 500 | 20 | 655 | |
| Unspecified..... | 999,142 | 786,502 | 490,647 | 295,855 | 76,320 | 106,320 | 6,038 | 5,367 | 3,361 | 2,026 | 523 | 728 |
| Colored farmers, total..... | 3,495,379 | 2,885,445 | 1,984,390 | 901,055 | 232,104 | 377,830 | 4,008 | 3,300 | 2,276 | 1,033 | 266 | 433 |
| Owners..... | 859,864 | 681,300 | 433,070 | 248,230 | 70,433 | 103,126 | 2,422 | 1,919 | 1,220 | 699 | 198 | 305 |
| Owning entire farm..... | 730,782 | 573,625 | 355,575 | 218,050 | 61,738 | 95,419 | 2,396 | 1,881 | 1,169 | 715 | 202 | 313 |
| Hiring additional land..... | 129,082 | 107,675 | 77,495 | 30,180 | 8,700 | 12,707 | 2,582 | 2,154 | 1,550 | 604 | 174 | 254 |
| Managers..... | 176,710 | 143,650 | 87,050 | 56,600 | 16,244 | 16,816 | 13,593 | 11,500 | 6,996 | 4,354 | 1,250 | 1,294 |
| Tenants..... | 2,458,805 | 2,060,495 | 1,464,270 | 596,225 | 145,422 | 252,888 | 4,879 | 4,088 | 2,905 | 1,133 | 230 | 502 |
| Share, incl. croppers..... | 2,230,164 | 1,867,595 | 1,328,720 | 538,875 | 132,782 | 229,787 | 5,162 | 4,323 | 3,076 | 1,247 | 307 | 532 |
| Share tenants proper..... | 1,808,578 | 1,507,075 | 1,082,100 | 424,975 | 108,292 | 193,211 | 6,052 | 4,210 | 3,023 | 1,187 | 302 | 540 |
| Croppers..... | 421,580 | 380,520 | 246,620 | 113,900 | 24,490 | 36,576 | 5,997 | 4,872 | 3,333 | 1,539 | 331 | 494 |
| Share-cash..... | 3,324 | 2,500 | 1,600 | 600 | 150 | 674 | 1,662 | 1,250 | 900 | 300 | 75 | 337 |
| Cash, incl. standing renters..... | 89,348 | 75,500 | 48,600 | 26,900 | 4,450 | 9,393 | 2,291 | 1,936 | 1,246 | 690 | 114 | 241 |
| Cash tenants proper..... | 84,847 | 72,000 | 47,100 | 24,900 | 4,150 | 8,697 | 2,233 | 1,895 | 1,239 | 655 | 109 | 229 |
| Standing renters..... | 4,501 | 3,500 | 1,500 | 2,000 | 300 | 701 | 4,511 | 3,500 | 2,000 | 300 | 701 | |
| Unspecified..... | 135,669 | 114,900 | 85,050 | 29,850 | 8,040 | 13,029 | 4,389 | 3,706 | 2,744 | 938 | 269 | 420 |

TABLE 22.—VALUE OF ALL FARM PROPERTY AND OF THE SEVERAL CLASSES, WITH AVERAGE PER FARM, BY COLOR AND TENURE (DETAILED CLASSIFICATION), BY DIVISIONS AND STATES: 1920—Continued.

| DIVISION OR STATE AND COLOR AND TENURE. | VALUE OF FARM PROPERTY. | | | | | | AVERAGE VALUE PER FARM. | | | | | |
|---|-------------------------|----------------------|----------------------|----------------------|---------------------------|---------------------|-------------------------|---------------------|----------------|----------------|---------------------------|----------------|
| | All farm property. | Land and buildings. | | | Implements and machinery. | Live stock. | All farm property. | Land and buildings. | | | Implements and machinery. | Live stock. |
| | | Total. | Land alone. | Buildings. | | | | Total. | Land alone. | Buildings. | | |
| SOUTH ATLANTIC—Con. | | | | | | | | | | | | |
| Maryland. | | | | | | | | | | | | |
| White farmers, total..... | \$438,439,834 | \$384,941,929 | \$244,720,392 | \$120,211,537 | \$27,801,147 | \$45,696,758 | \$10,514 | \$8,752 | \$5,869 | \$2,883 | \$687 | \$1,096 |
| Owners..... | 258,284,003 | 212,779,739 | 138,480,551 | 76,299,188 | 18,264,096 | 27,230,268 | 8,828 | 7,273 | 4,665 | 2,608 | 624 | 931 |
| Owning entire farm..... | 243,065,934 | 199,948,714 | 127,401,031 | 72,547,083 | 17,340,083 | 25,767,137 | 8,758 | 7,205 | 4,591 | 2,614 | 625 | 929 |
| Hiring additional land..... | 15,218,069 | 12,831,025 | 9,079,520 | 3,751,505 | 924,013 | 1,472,131 | 10,118 | 8,526 | 6,033 | 2,493 | 618 | 978 |
| Managers..... | 36,958,215 | 32,189,489 | 20,467,676 | 11,721,813 | 1,718,361 | 3,050,365 | 33,266 | 28,973 | 18,423 | 10,551 | 1,547 | 2,746 |
| Tenants..... | 143,197,616 | 119,972,701 | 87,782,185 | 32,190,536 | 7,817,790 | 15,407,125 | 12,637 | 10,587 | 7,746 | 2,841 | 690 | 1,360 |
| Share, incl. croppers..... | 121,844,662 | 101,644,413 | 74,538,020 | 27,106,393 | 6,664,938 | 13,535,911 | 13,681 | 11,413 | 8,369 | 3,044 | 748 | 1,520 |
| Share tenants proper..... | 112,167,939 | 93,537,069 | 68,944,256 | 24,592,818 | 6,128,401 | 12,502,469 | 13,937 | 11,622 | 8,567 | 3,056 | 761 | 1,553 |
| Croppers..... | 9,676,723 | 8,107,344 | 5,593,764 | 2,513,580 | 536,937 | 1,033,442 | 11,278 | 9,449 | 6,620 | 2,930 | 625 | 1,204 |
| Share-cash..... | 337,940 | 278,780 | 203,230 | 75,550 | 9,910 | 49,250 | 10,561 | 8,712 | 6,351 | 2,361 | 310 | 530 |
| Cash, incl. standing renters..... | 17,536,591 | 15,090,368 | 10,877,355 | 4,213,013 | 961,754 | 1,484,469 | 8,760 | 7,538 | 5,433 | 2,104 | 480 | 741 |
| Cash tenants proper..... | 17,412,853 | 14,982,568 | 10,823,655 | 4,188,913 | 957,317 | 1,462,068 | 8,746 | 7,530 | 5,430 | 2,094 | 481 | 735 |
| Standing renters..... | 123,738 | 97,800 | 53,700 | 44,100 | 4,437 | 21,501 | 11,249 | 8,891 | 4,882 | 4,009 | 403 | 1,955 |
| Unspecified..... | 3,478,423 | 2,959,140 | 2,163,500 | 795,580 | 181,788 | 337,495 | 8,874 | 7,549 | 5,619 | 2,030 | 464 | 861 |
| Colored farmers, total..... | 25,198,286 | 21,654,921 | 15,173,655 | 6,481,266 | 1,168,873 | 2,374,492 | 4,058 | 3,488 | 2,444 | 1,044 | 188 | 382 |
| Owners..... | 9,588,896 | 7,063,397 | 5,205,220 | 2,758,177 | 575,234 | 1,050,265 | 2,702 | 2,244 | 1,467 | 777 | 162 | 296 |
| Owning entire farm..... | 7,428,147 | 6,031,239 | 3,720,567 | 2,310,672 | 499,011 | 897,897 | 2,403 | 1,951 | 1,204 | 748 | 161 | 290 |
| Hiring additional land..... | 2,160,749 | 1,932,158 | 1,484,653 | 447,505 | 76,223 | 152,368 | 4,718 | 4,219 | 3,242 | 977 | 166 | 333 |
| Managers..... | 2,041,524 | 2,336,650 | 1,526,425 | 810,225 | 99,611 | 205,263 | 17,494 | 15,475 | 10,109 | 5,366 | 660 | 1,359 |
| Tenants..... | 12,967,866 | 11,354,874 | 8,442,010 | 2,912,864 | 494,028 | 1,118,964 | 5,169 | 4,526 | 3,365 | 1,161 | 167 | 446 |
| Share, incl. croppers..... | 11,659,939 | 10,192,319 | 7,597,495 | 2,694,824 | 450,955 | 1,018,715 | 5,639 | 4,842 | 3,609 | 1,233 | 214 | 483 |
| Share tenants proper..... | 8,507,449 | 7,423,110 | 5,480,246 | 1,942,864 | 334,700 | 749,639 | 6,667 | 4,936 | 3,644 | 1,292 | 223 | 498 |
| Croppers..... | 8,162,540 | 2,769,209 | 2,117,249 | 651,960 | 116,255 | 207,076 | 5,245 | 4,608 | 3,523 | 1,055 | 193 | 444 |
| Share-cash..... | 8,418 | 5,950 | 3,650 | 2,300 | 425 | 2,043 | 1,403 | 992 | 608 | 388 | 71 | 341 |
| Cash, incl. standing renters..... | 933,629 | 820,335 | 601,830 | 224,506 | 84,200 | 73,004 | 3,071 | 2,718 | 1,980 | 739 | 113 | 240 |
| Cash tenants proper..... | 897,779 | 796,735 | 581,130 | 216,605 | 82,100 | 68,944 | 3,023 | 2,683 | 1,957 | 726 | 108 | 232 |
| Standing renters..... | 35,850 | 29,600 | 8,900 | 8,900 | 2,100 | 4,160 | 5,121 | 4,229 | 2,957 | 1,271 | 300 | 593 |
| Unspecified..... | 866,830 | 330,270 | 239,035 | 91,235 | 8,448 | 27,112 | 3,892 | 3,514 | 2,543 | 971 | 90 | 288 |
| District of Columbia. | | | | | | | | | | | | |
| White farmers, total..... | 5,682,274 | 5,344,069 | 4,022,598 | 1,321,471 | 100,067 | 238,138 | 30,882 | 29,044 | 21,862 | 7,182 | 544 | 1,294 |
| Owners..... | 1,757,309 | 1,672,519 | 1,151,169 | 521,850 | 41,097 | 43,758 | 19,312 | 18,379 | 12,650 | 5,729 | 452 | 481 |
| Owning entire farm..... | 1,522,812 | 1,456,369 | 1,013,319 | 443,050 | 30,786 | 35,658 | 18,347 | 17,547 | 12,209 | 5,338 | 371 | 430 |
| Hiring additional land..... | 234,557 | 216,150 | 137,860 | 78,800 | 10,312 | 8,099 | 29,320 | 27,019 | 17,231 | 9,788 | 1,289 | 1,012 |
| Managers..... | 2,431,700 | 2,242,150 | 1,643,019 | 599,131 | 33,915 | 155,644 | 185,095 | 124,564 | 91,279 | 33,285 | 1,884 | 8,647 |
| Tenants..... | 1,493,196 | 1,429,400 | 1,228,410 | 200,990 | 25,055 | 38,741 | 19,909 | 19,059 | 16,379 | 2,680 | 334 | 517 |
| Share, incl. croppers..... | 140,866 | 133,500 | 116,800 | 18,000 | 3,550 | 3,516 | 28,173 | 26,700 | 23,180 | 3,600 | 710 | 703 |
| Share tenants proper..... | 140,866 | 133,500 | 116,800 | 18,000 | 3,550 | 3,516 | 28,173 | 26,700 | 23,180 | 3,600 | 710 | 703 |
| Croppers..... | 94,675 | 84,000 | 32,900 | 1,100 | 50 | 525 | 84,675 | 34,000 | 32,900 | 1,100 | 50 | 525 |
| Cash, incl. standing renters..... | 1,231,410 | 1,176,000 | 1,009,710 | 166,890 | 21,250 | 33,560 | 18,945 | 18,102 | 15,534 | 2,568 | 327 | 510 |
| Cash tenants proper..... | 1,231,410 | 1,176,000 | 1,009,710 | 166,890 | 21,250 | 33,560 | 18,945 | 18,102 | 15,534 | 2,568 | 327 | 510 |
| Standing renters..... | 86,345 | 85,000 | 70,000 | 15,000 | 205 | 1,140 | 21,580 | 21,250 | 17,500 | 3,750 | 51 | 285 |
| Unspecified..... | 245,713 | 233,300 | 133,550 | 99,750 | 4,185 | 8,228 | 12,286 | 11,665 | 6,678 | 4,988 | 209 | 411 |
| Colored farmers, total..... | 43,300 | 40,800 | 30,300 | 10,000 | 590 | 2,410 | 4,811 | 4,478 | 3,367 | 1,111 | 66 | 268 |
| Owners..... | 39,191 | 36,800 | 27,800 | 9,000 | 490 | 1,901 | 4,899 | 4,600 | 3,475 | 1,125 | 61 | 238 |
| Owning entire farm..... | 4,109 | 3,500 | 2,500 | 1,000 | 100 | 509 | 4,109 | 3,500 | 2,500 | 1,000 | 100 | 509 |
| Managers..... | 111,205 | 105,700 | 31,200 | 74,500 | 2,500 | 3,005 | 111,205 | 105,700 | 31,200 | 74,500 | 2,500 | 3,005 |
| Tenants..... | 91,208 | 87,800 | 72,500 | 15,250 | 1,095 | 2,813 | 9,121 | 8,730 | 7,205 | 1,525 | 110 | 281 |
| Share, incl. croppers..... | 10,625 | 10,900 | 8,000 | 2,000 | 150 | 475 | 10,625 | 10,000 | 8,000 | 2,000 | 150 | 475 |
| Share tenants proper..... | 10,625 | 10,000 | 8,000 | 2,000 | 150 | 475 | 10,625 | 10,000 | 8,000 | 2,000 | 150 | 475 |
| Croppers..... | 12,333 | 12,000 | 11,650 | 350 | 120 | 213 | 12,333 | 12,000 | 11,650 | 350 | 120 | 213 |
| Share-cash..... | 62,003 | 59,900 | 49,900 | 9,000 | 750 | 1,753 | 10,334 | 9,917 | 8,317 | 1,600 | 125 | 292 |
| Cash tenants proper..... | 62,003 | 59,900 | 49,900 | 9,000 | 750 | 1,753 | 10,334 | 9,917 | 8,317 | 1,600 | 125 | 292 |
| Standing renters..... | 62,003 | 59,900 | 49,900 | 9,000 | 750 | 1,753 | 10,334 | 9,917 | 8,317 | 1,600 | 125 | 292 |
| Unspecified..... | 0,247 | 5,900 | 2,500 | 3,300 | 75 | 372 | 3,124 | 2,900 | 1,250 | 1,050 | 38 | 186 |
| Virginia. | | | | | | | | | | | | |
| White farmers, total..... | 1,077,230,705 | 923,443,114 | 682,763,115 | 240,679,999 | 45,381,173 | 108,406,418 | 7,780 | 6,670 | 4,931 | 1,738 | 328 | 783 |
| Owners..... | 800,252,942 | 680,513,831 | 500,984,650 | 188,528,881 | 35,903,185 | 83,836,228 | 7,677 | 6,541 | 4,733 | 1,788 | 341 | 705 |
| Owning entire farm..... | 741,989,446 | 632,114,862 | 457,055,431 | 176,069,431 | 33,221,505 | 78,653,070 | 7,734 | 6,589 | 4,764 | 1,825 | 346 | 799 |
| Hiring additional land..... | 67,263,496 | 57,398,969 | 43,929,219 | 13,469,450 | 2,681,680 | 7,183,147 | 7,095 | 6,055 | 4,634 | 1,421 | 283 | 758 |
| Managers..... | 68,337,222 | 60,387,017 | 45,604,085 | 14,782,932 | 2,249,099 | 5,700,206 | 35,280 | 31,176 | 23,544 | 7,682 | 1,162 | 2,943 |
| Tenants..... | 199,640,541 | 173,542,566 | 136,174,380 | 37,368,186 | 7,227,989 | 18,869,986 | 6,418 | 5,579 | 4,378 | 1,201 | 232 | 607 |
| Share, incl. croppers..... | 150,857,563 | 130,537,369 | 102,506,932 | 28,300,437 | 5,416,828 | 14,403,368 | 6,307 | 5,478 | 4,300 | 1,176 | 227 | 604 |
| Share tenants proper..... | 112,550,420 | 97,613,755 | 76,586,057 | 21,027,698 | 4,175,695 | 10,760,970 | 6,073 | 5,046 | 4,745 | 1,303 | 259 | 667 |
| Croppers..... | 37,807,143 | 32,923,614 | 25,920,275 | 7,027,739 | 1,241,133 | 3,642,398 | 4,910 | 4,276 | 3,369 | 909 | 161 | 478 |
| Share-cash..... | 1,940,630 | 1,604,875 | 1,363,378 | 331,500 | 40,833 | 204,922 | 7,323 | 6,308 | 5,145 | 1,251 | 154 | 773 |
| Cash, incl. standing renters..... | 37,453,593 | 32,766,758 | 25,847,500 | 6,010,258 | 1,377,201 | 3,309,634 | 6,076 | 6,103 | 4,814 | 1,289 | 257 | 616 |
| Cash tenants proper..... | 37,194,056 | 32,575,938 | 25,702,280 | 6,873,658 | 1,369,881 | 3,248,237 | 6,068 | 6,103 | 4,814 | 1,288 | 257 | 609 |
| Standing renters..... | 259,537 | 190,820 | 145,220 | 45,600 | 7,320 | 61,397 | 8,372 | 6,155 | 4,685 | 1,471 | 236 | 1,981 |
| Unspecified..... | 9,888,755 | 8,543,564 | 6,456,573 | 2,086,991 | 393,127 | 952,064 | 6,063 | 5,238 | 3,959 | 1,280 | 241 | 584 |

TABLE 22.—VALUE OF ALL FARM PROPERTY AND OF THE SEVERAL CLASSES, WITH AVERAGE PER FARM, BY COLOR AND TENURE (DETAILED CLASSIFICATION), BY DIVISIONS AND STATES: 1920—Continued.

| DIVISION OR STATE AND COLOR AND TENURE. | VALUE OF FARM PROPERTY. | | | | | | AVERAGE VALUE PER FARM. | | | | | |
|---|-------------------------|----------------------|---------------------|---------------------|---------------------------|---------------------|-------------------------|---------------------|----------------|--------------|---------------------------|---------------|
| | All farm property. | Land and buildings. | | | Implements and machinery. | Live stock. | All farm property. | Land and buildings. | | | Implements and machinery. | Live stock. |
| | | Total. | Land alone. | Buildings. | | | | Total. | Land alone. | Buildings. | | |
| SOUTH ATLANTIC—Con. | | | | | | | | | | | | |
| Virginia—Con. | | | | | | | | | | | | |
| Colored farmers, total..... | \$119,325,067 | \$100,991,911 | \$73,591,162 | \$27,400,749 | \$4,770,293 | \$13,562,863 | \$2,497 | \$2,113 | \$1,540 | \$573 | \$100 | \$294. |
| Owners..... | 69,203,453 | 57,085,473 | 33,711,105 | 18,374,368 | 3,185,405 | 8,932,676 | 2,236 | 1,845 | 1,251 | 594 | 103 | 289 |
| Owning entire farm..... | 57,431,284 | 47,442,616 | 32,117,541 | 15,325,075 | 2,664,966 | 7,373,702 | 2,252 | 1,850 | 1,259 | 601 | 104 | 289 |
| Hiring additional land..... | 11,772,169 | 9,642,857 | 6,593,564 | 3,049,293 | 520,439 | 1,558,973 | 2,159 | 1,776 | 1,215 | 562 | 96 | 287 |
| Managers..... | 2,670,517 | 2,333,049 | 1,665,635 | 667,414 | 107,793 | 229,705 | 13,556 | 11,843 | 8,455 | 3,388 | 547 | 1,166. |
| Tenants..... | 47,461,097 | 41,573,389 | 33,214,422 | 8,358,967 | 1,477,125 | 4,400,583 | 2,852 | 2,498 | 1,996 | 502 | 89 | 264 |
| Share, incl. croppers..... | 40,483,705 | 35,607,478 | 28,478,892 | 7,132,086 | 1,261,734 | 3,614,493 | 2,908 | 2,558 | 2,045 | 512 | 91 | 260 |
| Share tenants proper..... | 26,355,564 | 23,042,887 | 18,080,590 | 4,362,297 | 821,674 | 2,491,003 | 3,334 | 2,915 | 2,363 | 552 | 104 | 315. |
| Croppers..... | 14,128,141 | 12,564,591 | 9,794,802 | 2,769,789 | 440,080 | 1,123,490 | 2,349 | 2,089 | 1,628 | 460 | 73 | 187 |
| Share-cash..... | 180,933 | 157,100 | 128,900 | 28,800 | 4,168 | 19,665 | 2,513 | 2,182 | 1,782 | 400 | 58 | 273. |
| Cash, incl. standing renters..... | 5,882,727 | 5,077,796 | 4,088,290 | 989,506 | 182,500 | 622,432 | 2,618 | 2,260 | 1,819 | 440 | 81 | 277 |
| Cash tenants proper..... | 5,857,060 | 5,055,846 | 4,070,255 | 985,491 | 182,062 | 619,142 | 2,616 | 2,258 | 1,818 | 440 | 81 | 277 |
| Standing renters..... | 25,677 | 21,950 | 17,935 | 4,015 | 438 | 3,289 | 3,210 | 2,744 | 2,242 | 502 | 55 | 411 |
| Unspecified..... | 903,732 | 731,015 | 522,440 | 208,576 | 28,723 | 143,994 | 2,259 | 1,828 | 1,306 | 521 | 72 | 360 |
| West Virginia. | | | | | | | | | | | | |
| White farmers, total..... | 494,390,682 | 409,055,518 | 306,000,505 | 103,055,011 | 18,328,028 | 67,007,138 | 5,697 | 4,713 | 3,526 | 1,187 | 211 | 772. |
| Owners..... | 391,880,827 | 320,138,396 | 233,898,778 | 86,230,618 | 15,402,697 | 50,339,734 | 5,406 | 4,465 | 3,262 | 1,203 | 215 | 786. |
| Owning entire farm..... | 356,394,100 | 291,015,259 | 211,344,466 | 79,070,793 | 14,059,269 | 51,289,582 | 5,411 | 4,419 | 3,209 | 1,210 | 213 | 779. |
| Hiring additional land..... | 35,516,727 | 29,123,137 | 22,554,312 | 6,668,825 | 1,343,428 | 5,050,152 | 6,077 | 4,983 | 3,859 | 1,124 | 230 | 864. |
| Managers..... | 25,405,705 | 22,828,038 | 19,140,352 | 3,687,686 | 735,474 | 1,932,193 | 23,563 | 21,098 | 17,690 | 3,408 | 680 | 1,736. |
| Tenants..... | 77,014,150 | 66,089,082 | 52,061,375 | 13,127,707 | 2,189,857 | 8,735,211 | 5,499 | 4,719 | 3,782 | 937 | 156 | 624 |
| Share, incl. croppers..... | 40,366,336 | 34,336,431 | 26,677,778 | 7,658,653 | 1,347,260 | 4,682,645 | 5,839 | 4,967 | 3,859 | 1,108 | 195 | 677 |
| Share tenants proper..... | 31,563,244 | 26,818,883 | 20,774,585 | 6,044,298 | 1,097,463 | 3,646,898 | 5,959 | 5,003 | 3,922 | 1,141 | 207 | 688 |
| Croppers..... | 8,803,092 | 7,517,548 | 5,903,193 | 1,614,355 | 249,797 | 1,035,747 | 5,447 | 4,652 | 3,653 | 999 | 155 | 641 |
| Share-cash..... | 1,190,349 | 989,410 | 784,970 | 204,440 | 27,419 | 143,520 | 5,499 | 4,639 | 3,720 | 969 | 139 | 680. |
| Cash, incl. standing renters..... | 30,161,312 | 26,252,942 | 22,053,571 | 4,199,371 | 661,864 | 3,256,506 | 5,394 | 4,695 | 3,944 | 761 | 117 | 582. |
| Cash tenants proper..... | 30,084,596 | 26,212,102 | 22,017,121 | 4,195,071 | 650,767 | 3,221,607 | 5,391 | 4,697 | 3,945 | 752 | 117 | 577 |
| Standing renters..... | 76,748 | 40,750 | 36,450 | 4,300 | 1,097 | 34,899 | 6,977 | 3,705 | 3,314 | 391 | 100 | 3,173. |
| Unspecified..... | 5,326,153 | 4,510,269 | 3,445,050 | 1,065,243 | 163,314 | 652,540 | 4,132 | 3,499 | 2,673 | 826 | 127 | 506. |
| Colored farmers, total..... | 2,048,935 | 1,727,890 | 1,309,199 | 418,691 | 67,030 | 254,015 | 4,065 | 3,428 | 2,598 | 831 | 133 | 504. |
| Owners..... | 1,177,913 | 956,592 | 691,221 | 265,341 | 42,678 | 178,673 | 2,923 | 2,374 | 1,715 | 658 | 106 | 443. |
| Owning entire farm..... | 1,072,141 | 874,637 | 634,999 | 239,691 | 38,498 | 158,956 | 2,929 | 2,390 | 1,735 | 655 | 105 | 434. |
| Hiring additional land..... | 105,772 | 81,955 | 56,222 | 25,650 | 4,180 | 19,717 | 2,859 | 2,213 | 1,520 | 993 | 113 | 533. |
| Managers..... | 237,791 | 223,700 | 182,500 | 41,200 | 5,425 | 8,660 | 20,724 | 27,993 | 22,813 | 5,150 | 678 | 1,083. |
| Tenants..... | 633,231 | 547,628 | 435,478 | 112,150 | 18,927 | 66,676 | 6,809 | 5,888 | 4,633 | 1,206 | 204 | 717 |
| Share, incl. croppers..... | 361,159 | 307,058 | 280,808 | 76,250 | 13,855 | 40,218 | 7,851 | 6,675 | 5,018 | 1,658 | 302 | 874 |
| Share tenants proper..... | 276,889 | 235,858 | 182,708 | 53,150 | 9,265 | 31,766 | 8,144 | 6,937 | 5,374 | 1,563 | 273 | 934 |
| Croppers..... | 84,270 | 71,200 | 48,100 | 23,100 | 4,620 | 8,450 | 7,023 | 5,933 | 4,008 | 1,925 | 385 | 704 |
| Share-cash..... | 1,405 | 500 | 450 | 50 | | 905 | 1,405 | 500 | 450 | 50 | | 905. |
| Cash, incl. standing renters..... | 198,472 | 176,670 | 164,870 | 21,800 | 3,402 | 18,400 | 5,671 | 5,048 | 4,425 | 923 | 97 | 526. |
| Cash tenants proper..... | 198,472 | 176,670 | 164,870 | 21,800 | 3,402 | 18,400 | 5,671 | 5,048 | 4,425 | 923 | 97 | 526. |
| Standing renters..... | | | | | | | | | | | | |
| Unspecified..... | 72,195 | 63,400 | 49,350 | 14,050 | 1,040 | 7,155 | 0,563 | 5,794 | 4,436 | 1,277 | 149 | 650. |
| North Carolina. | | | | | | | | | | | | |
| White farmers, total..... | 988,278,052 | 846,858,683 | 665,675,111 | 181,183,572 | 46,265,515 | 95,153,854 | 5,108 | 4,377 | 3,441 | 936 | 239 | 492. |
| Owners..... | 684,982,141 | 580,454,351 | 448,483,602 | 131,970,749 | 35,428,768 | 69,099,022 | 5,306 | 4,490 | 3,474 | 1,022 | 274 | 635. |
| Owning entire farm..... | 620,002,892 | 533,496,920 | 412,222,814 | 121,274,106 | 32,746,166 | 62,759,896 | 5,447 | 4,620 | 3,570 | 1,050 | 284 | 543. |
| Hiring additional land..... | 55,979,249 | 46,957,431 | 36,260,788 | 10,696,643 | 2,682,602 | 6,339,216 | 4,111 | 3,448 | 2,663 | 786 | 197 | 466. |
| Managers..... | 25,194,723 | 22,495,491 | 17,570,620 | 4,924,871 | 900,367 | 1,798,865 | 30,282 | 27,038 | 21,119 | 5,919 | 1,082 | 2,162. |
| Tenants..... | 278,101,188 | 243,908,841 | 199,620,889 | 44,287,952 | 9,936,380 | 24,255,967 | 4,377 | 3,839 | 3,142 | 697 | 156 | 382 |
| Share, incl. croppers..... | 224,661,370 | 197,653,681 | 161,663,136 | 35,990,545 | 7,794,194 | 19,213,495 | 4,274 | 3,700 | 3,075 | 685 | 148 | 366 |
| Share tenants proper..... | 165,589,068 | 144,828,871 | 118,709,473 | 26,119,388 | 5,735,741 | 15,024,456 | 4,601 | 4,024 | 3,298 | 726 | 159 | 417 |
| Croppers..... | 59,072,302 | 52,824,810 | 42,953,663 | 9,871,147 | 2,058,453 | 4,189,039 | 3,564 | 3,187 | 2,591 | 596 | 124 | 253 |
| Share-cash..... | 1,642,467 | 1,396,300 | 1,127,640 | 268,660 | 67,586 | 178,581 | 5,403 | 4,593 | 3,709 | 884 | 222 | 587 |
| Cash, incl. standing renters..... | 45,821,905 | 39,821,888 | 32,755,152 | 7,066,736 | 1,864,334 | 4,135,183 | 5,208 | 4,520 | 3,723 | 803 | 212 | 470 |
| Cash tenants proper..... | 30,590,100 | 26,465,049 | 21,697,661 | 4,767,388 | 1,315,395 | 2,809,656 | 4,924 | 4,200 | 3,493 | 767 | 212 | 452 |
| Standing renters..... | 15,231,805 | 13,356,839 | 11,057,491 | 2,299,348 | 549,439 | 1,325,527 | 5,890 | 5,165 | 4,276 | 889 | 212 | 513 |
| Unspecified..... | 5,975,446 | 5,036,972 | 4,074,961 | 992,011 | 209,766 | 728,708 | 3,187 | 2,686 | 2,173 | 513 | 112 | 389 |
| Colored farmers, total..... | 261,888,943 | 229,534,277 | 192,139,905 | 37,394,372 | 8,355,843 | 23,998,818 | 3,433 | 3,009 | 2,519 | 490 | 110 | 315. |
| Owners..... | 69,455,567 | 58,659,868 | 46,459,291 | 12,200,577 | 2,859,315 | 7,936,334 | 3,118 | 2,633 | 2,089 | 548 | 128 | 356. |
| Owning entire farm..... | 53,352,757 | 45,101,359 | 35,594,959 | 9,506,400 | 2,237,318 | 6,013,580 | 3,260 | 2,756 | 2,175 | 581 | 137 | 367. |
| Hiring additional land..... | 16,102,810 | 13,558,509 | 10,864,332 | 2,694,177 | 621,997 | 1,922,804 | 2,724 | 2,293 | 1,838 | 456 | 105 | 325. |
| Managers..... | 1,164,955 | 1,029,595 | 801,920 | 227,675 | 46,167 | 89,193 | 12,135 | 10,725 | 8,363 | 2,372 | 481 | 929. |
| Tenants..... | 191,268,421 | 169,844,814 | 144,878,694 | 24,966,120 | 5,450,366 | 15,973,241 | 3,547 | 3,150 | 2,687 | 463 | 101 | 296 |
| Share, incl. croppers..... | 164,393,521 | 146,611,401 | 125,058,568 | 21,552,833 | 4,602,383 | 13,179,737 | 3,559 | 3,174 | 2,707 | 467 | 100 | 285 |
| Share tenants proper..... | 91,367,929 | 80,195,505 | 68,614,134 | 11,581,371 | 2,694,846 | 8,477,578 | 4,002 | 3,513 | 3,006 | 507 | 118 | 371 |
| Croppers..... | 73,025,592 | 66,415,896 | 56,444,434 | 9,971,482 | 1,907,937 | 4,702,159 | 3,126 | 2,843 | 2,410 | 427 | 82 | 201 |
| Share-cash..... | 643,010 | 552,615 | 470,270 | 82,345 | 17,260 | 74,035 | 3,926 | 3,370 | 2,868 | 502 | 105 | 451 |
| Cash, incl. standing renters..... | 25,181,029 | 21,772,880 | 18,599,748 | 3,173,112 | 802,604 | 2,605,665 | 3,538 | 3,059 | 2,613 | 446 | 113 | 366 |
| Cash tenants proper..... | 11,582,908 | 10,137,488 | 8,769,249 | 1,368,239 | 355,782 | 1,089,638 | 3,605 | 3,155 | 2,729 | 426 | 111 | 339 |
| Standing renters..... | 13,698,121 | 11,635,372 | 9,830,499 | 1,804,873 | 446,722 | 1,516,027 | 3,482 | 2,980 | 2,517 | 462 | 114 | 388. |
| Unspecified..... | 1,049,961 | 907,938 | 750,108 | 167,830 | 28,219 | 113,804 | 2,375 | 2,054 | 1,697 | 357 | 64 | 257. |

TABLE 22.—VALUE OF ALL FARM PROPERTY AND OF THE SEVERAL CLASSES, WITH AVERAGE PER FARM, BY COLOR AND TENURE (DETAILED CLASSIFICATION), BY DIVISIONS AND STATES: 1920—Continued.

| DIVISION OR STATE AND COLOR AND TENURE. | VALUE OF FARM PROPERTY. | | | | | | AVERAGE VALUE PER FARM. | | | | | | |
|---|-------------------------|----------------------|----------------------|----------------------|---------------------------|---------------------|-------------------------|---------------------|----------------|----------------|---------------------------|--------------|--|
| | All farm property. | Land and buildings. | | | Implements and machinery. | Live stock. | All farm property. | Land and buildings. | | | Implements and machinery. | Live stock. | |
| | | Total. | Land alone. | Buildings. | | | | Total. | Land alone. | Buildings. | | | |
| SOUTH ATLANTIC—Con. | | | | | | | | | | | | | |
| South Carolina. | | | | | | | | | | | | | |
| White farmers, total..... | \$611,327,079 | \$523,070,165 | \$407,092,648 | \$115,977,517 | \$34,247,634 | \$54,009,280 | \$7,305 | \$6,251 | \$4,865 | \$1,386 | \$409 | \$645 | |
| Owners..... | 408,059,177 | 346,790,985 | 263,504,088 | 83,286,897 | 25,545,485 | 35,722,707 | 9,075 | 7,712 | 5,890 | 1,852 | 568 | 794 | |
| Owning entire farm..... | 382,924,088 | 325,682,689 | 246,839,309 | 78,843,374 | 24,032,677 | 33,208,728 | 9,158 | 7,789 | 5,904 | 1,886 | 575 | 794 | |
| Hiring additional land..... | 25,135,089 | 21,108,302 | 16,664,779 | 4,443,523 | 1,512,808 | 2,513,979 | 7,969 | 6,693 | 5,284 | 1,409 | 480 | 707 | |
| Managers..... | 20,129,913 | 17,531,604 | 14,209,478 | 3,322,126 | 895,090 | 1,703,219 | 36,270 | 31,588 | 25,603 | 5,986 | 1,613 | 3,000 | |
| Tenants..... | 183,137,989 | 158,747,576 | 120,379,082 | 29,368,494 | 7,807,059 | 16,583,354 | 4,799 | 4,160 | 3,390 | 770 | 205 | 435 | |
| Share, incl. croppers..... | 115,158,412 | 101,220,334 | 83,308,429 | 17,011,905 | 4,211,564 | 9,726,614 | 4,454 | 3,915 | 3,222 | 693 | 163 | 373 | |
| Share tenants proper..... | 78,071,052 | 68,050,567 | 56,208,493 | 11,842,074 | 3,010,286 | 7,010,199 | 5,240 | 4,567 | 3,772 | 795 | 202 | 470 | |
| Croppers..... | 37,087,360 | 33,169,767 | 27,099,936 | 6,069,831 | 1,201,278 | 2,716,315 | 3,386 | 3,028 | 2,474 | 554 | 110 | 248 | |
| Share-cash..... | 884,077 | 719,460 | 571,010 | 148,450 | 44,177 | 120,440 | 5,294 | 4,308 | 3,419 | 889 | 265 | 721 | |
| Cash, incl. standing renters..... | 63,510,381 | 53,794,321 | 43,179,957 | 10,614,364 | 3,364,722 | 6,351,338 | 5,543 | 4,695 | 3,769 | 926 | 294 | 554 | |
| Cash tenants proper..... | 26,325,754 | 22,115,545 | 17,623,675 | 4,491,870 | 1,508,749 | 2,701,460 | 5,552 | 4,664 | 3,717 | 947 | 318 | 570 | |
| Standing renters..... | 37,184,627 | 31,678,776 | 25,556,282 | 6,122,494 | 1,855,973 | 3,649,878 | 5,538 | 4,718 | 3,806 | 912 | 276 | 544 | |
| Unspecified..... | 3,686,119 | 3,013,461 | 2,310,686 | 693,775 | 198,506 | 385,062 | 5,234 | 4,309 | 3,386 | 1,013 | 272 | 562 | |
| Colored farmers, total..... | 341,737,663 | 290,414,035 | 240,064,561 | 50,349,474 | 13,814,753 | 37,508,875 | 3,135 | 2,664 | 2,202 | 462 | 127 | 344 | |
| Owners..... | 73,818,033 | 69,839,533 | 46,487,620 | 13,351,063 | 3,926,144 | 10,052,306 | 3,243 | 2,629 | 2,043 | 587 | 173 | 442 | |
| Owning entire farm..... | 61,060,210 | 49,551,301 | 38,274,867 | 11,276,434 | 3,282,928 | 8,225,981 | 3,341 | 2,711 | 2,094 | 617 | 180 | 450 | |
| Hiring additional land..... | 12,757,823 | 10,288,232 | 8,212,753 | 2,075,629 | 643,216 | 1,826,325 | 2,947 | 2,296 | 1,833 | 463 | 144 | 408 | |
| Managers..... | 2,523,729 | 2,210,828 | 1,726,019 | 484,809 | 91,695 | 221,206 | 13,791 | 12,081 | 9,432 | 2,649 | 501 | 1,209 | |
| Tenants..... | 265,395,901 | 228,363,624 | 191,850,922 | 36,512,702 | 9,796,914 | 27,235,363 | 3,084 | 2,653 | 2,229 | 424 | 114 | 316 | |
| Share, incl. croppers..... | 177,474,809 | 156,205,544 | 132,314,223 | 23,891,317 | 5,809,656 | 15,459,614 | 3,149 | 2,772 | 2,346 | 424 | 103 | 274 | |
| Share tenants proper..... | 90,216,883 | 77,761,602 | 66,178,259 | 11,573,343 | 3,404,221 | 9,061,060 | 3,895 | 3,305 | 2,813 | 492 | 145 | 385 | |
| Croppers..... | 87,257,926 | 78,453,938 | 66,135,964 | 12,317,974 | 2,405,434 | 6,398,654 | 2,657 | 2,389 | 2,014 | 375 | 79 | 195 | |
| Share-cash..... | 1,334,628 | 1,106,630 | 941,630 | 165,000 | 56,497 | 171,501 | 3,770 | 3,126 | 2,604 | 466 | 104 | 484 | |
| Cash, incl. standing renters..... | 84,454,412 | 69,252,506 | 57,099,557 | 12,152,499 | 3,846,851 | 11,355,055 | 2,951 | 2,420 | 1,965 | 425 | 134 | 387 | |
| Cash tenants proper..... | 25,475,197 | 20,453,741 | 16,452,412 | 4,001,329 | 1,279,708 | 3,741,748 | 2,310 | 1,855 | 1,492 | 363 | 116 | 339 | |
| Standing renters..... | 58,979,215 | 48,798,765 | 40,647,145 | 8,151,020 | 2,567,143 | 7,613,307 | 3,353 | 2,775 | 2,311 | 463 | 146 | 433 | |
| Unspecified..... | 2,132,052 | 1,708,948 | 1,495,512 | 303,436 | 83,911 | 249,193 | 2,877 | 2,428 | 2,018 | 409 | 113 | 336 | |
| Georgia. | | | | | | | | | | | | | |
| White farmers, total..... | 975,982,644 | 815,544,918 | 631,408,410 | 184,138,508 | 50,461,755 | 109,975,971 | 5,406 | 4,517 | 3,497 | 1,020 | 279 | 609 | |
| Owners..... | 559,801,554 | 461,061,783 | 345,688,891 | 115,372,892 | 33,880,275 | 64,859,496 | 6,503 | 5,356 | 4,016 | 1,340 | 394 | 753 | |
| Owning entire farm..... | 527,144,900 | 434,145,998 | 325,025,902 | 109,120,096 | 32,119,090 | 60,879,812 | 6,517 | 5,367 | 4,018 | 1,349 | 397 | 753 | |
| Hiring additional land..... | 32,656,654 | 26,915,785 | 20,662,989 | 6,252,796 | 1,761,185 | 3,979,684 | 6,292 | 5,186 | 3,981 | 1,205 | 339 | 767 | |
| Managers..... | 52,714,961 | 46,076,256 | 37,674,405 | 8,401,851 | 2,170,655 | 4,468,050 | 36,405 | 31,821 | 20,018 | 5,802 | 1,499 | 3,086 | |
| Tenants..... | 363,466,129 | 308,406,879 | 248,043,114 | 60,363,765 | 14,410,825 | 40,648,425 | 3,908 | 3,316 | 2,667 | 649 | 155 | 437 | |
| Share, incl. croppers..... | 234,227,002 | 199,734,142 | 161,020,207 | 38,713,935 | 8,487,084 | 26,005,776 | 3,488 | 2,974 | 2,308 | 576 | 126 | 387 | |
| Share tenants proper..... | 120,505,783 | 101,684,061 | 81,795,905 | 19,888,156 | 4,767,663 | 14,054,059 | 3,895 | 3,287 | 2,644 | 643 | 154 | 454 | |
| Croppers..... | 113,721,219 | 98,050,081 | 79,224,302 | 18,225,779 | 3,719,421 | 11,951,717 | 3,140 | 2,707 | 2,157 | 520 | 103 | 330 | |
| Share-cash..... | 1,342,519 | 1,048,525 | 837,980 | 210,545 | 54,950 | 239,044 | 5,940 | 4,639 | 3,708 | 932 | 243 | 1,038 | |
| Cash, incl. standing renters..... | 120,450,648 | 101,309,069 | 81,171,545 | 20,218,824 | 5,813,460 | 13,547,119 | 4,986 | 4,197 | 3,360 | 837 | 228 | 561 | |
| Cash tenants proper..... | 51,441,674 | 43,187,815 | 34,412,990 | 8,774,816 | 2,119,741 | 6,134,118 | 4,800 | 4,029 | 3,211 | 819 | 198 | 572 | |
| Standing renters..... | 69,008,974 | 58,202,254 | 46,758,646 | 11,443,708 | 3,693,719 | 7,413,001 | 5,135 | 4,331 | 3,480 | 852 | 253 | 552 | |
| Unspecified..... | 7,445,900 | 6,234,143 | 5,013,382 | 1,220,761 | 355,331 | 856,496 | 5,052 | 4,220 | 3,401 | 828 | 241 | 581 | |
| Colored farmers, total..... | 380,702,552 | 322,753,709 | 266,088,551 | 56,715,158 | 12,881,465 | 45,067,378 | 2,924 | 2,479 | 2,044 | 436 | 91 | 346 | |
| Owners..... | 55,855,984 | 45,486,230 | 35,171,475 | 10,314,701 | 2,746,211 | 7,623,537 | 8,482 | 2,835 | 2,192 | 643 | 171 | 475 | |
| Owning entire farm..... | 47,887,630 | 38,884,251 | 30,058,002 | 8,826,249 | 2,406,365 | 6,599,814 | 5,500 | 2,842 | 2,197 | 645 | 176 | 482 | |
| Hiring additional land..... | 7,968,354 | 6,601,985 | 5,113,473 | 1,488,452 | 339,846 | 1,026,723 | 3,979 | 2,800 | 2,169 | 631 | 144 | 435 | |
| Managers..... | 2,072,853 | 1,787,000 | 1,280,395 | 476,605 | 75,797 | 240,056 | 10,014 | 8,488 | 6,185 | 2,302 | 366 | 1,160 | |
| Tenants..... | 322,778,715 | 275,510,473 | 229,566,681 | 45,923,792 | 10,959,457 | 37,203,785 | 2,833 | 2,418 | 2,015 | 493 | 88 | 327 | |
| Share, incl. croppers..... | 196,519,783 | 170,212,054 | 141,545,176 | 28,666,908 | 5,219,298 | 21,088,433 | 2,607 | 2,253 | 1,878 | 380 | 69 | 280 | |
| Share tenants proper..... | 44,724,145 | 38,357,028 | 31,828,946 | 6,528,082 | 1,275,705 | 5,093,412 | 3,173 | 2,721 | 2,268 | 493 | 90 | 361 | |
| Croppers..... | 151,795,632 | 131,855,056 | 109,716,230 | 22,138,826 | 3,945,561 | 15,905,021 | 2,477 | 2,152 | 1,791 | 391 | 64 | 261 | |
| Share-cash..... | 553,422 | 431,369,180 | 314,130 | 85,050 | 12,023 | 172,270 | 4,261 | 2,862 | 2,435 | 427 | 91 | 335 | |
| Cash, incl. standing renters..... | 123,447,171 | 103,015,059 | 86,120,556 | 16,885,503 | 4,785,118 | 15,666,694 | 3,278 | 2,735 | 2,267 | 448 | 127 | 418 | |
| Cash tenants proper..... | 22,320,585 | 18,517,835 | 15,491,131 | 3,026,704 | 780,460 | 3,042,281 | 2,962 | 2,482 | 2,077 | 406 | 102 | 408 | |
| Standing renters..... | 101,126,586 | 84,497,224 | 70,638,425 | 13,858,799 | 4,004,649 | 12,624,713 | 3,348 | 2,798 | 2,339 | 459 | 133 | 418 | |
| Unspecified..... | 2,253,279 | 1,914,150 | 1,597,819 | 316,331 | 63,050 | 276,079 | 2,915 | 2,476 | 2,067 | 409 | 82 | 357 | |
| Florida. | | | | | | | | | | | | | |
| White farmers, total..... | 307,857,223 | 263,888,026 | 214,869,755 | 49,018,271 | 12,667,143 | 31,302,054 | 7,499 | 6,428 | 5,234 | 1,194 | 309 | 763 | |
| Owners..... | 225,517,548 | 189,518,632 | 149,731,500 | 39,787,132 | 10,260,440 | 25,748,476 | 7,011 | 5,892 | 4,655 | 1,237 | 319 | 800 | |
| Owning entire farm..... | 211,630,461 | 177,955,333 | 140,481,213 | 37,474,120 | 9,831,821 | 24,143,307 | 6,973 | 5,863 | 4,628 | 1,235 | 314 | 795 | |
| Hiring additional land..... | 13,887,087 | 11,563,299 | 9,250,287 | 2,313,012 | 718,619 | 1,605,169 | 7,651 | 6,371 | 5,097 | 1,274 | 396 | 884 | |
| Managers..... | 57,898,568 | 54,188,560 | 48,848,976 | 5,339,584 | 1,462,460 | 2,247,548 | 33,506 | 31,359 | 28,269 | 3,090 | 840 | 1,301 | |
| Tenants..... | 24,441,107 | 20,180,834 | 16,289,270 | 3,891,555 | 954,243 | 3,306,030 | 3,415 | 2,820 | 2,276 | 544 | 133 | 462 | |
| Share, incl. croppers..... | 12,784,333 | 10,493,773 | 8,370,914 | 2,122,859 | 612,552 | 1,778,008 | 3,133 | 2,572 | 2,032 | 520 | 126 | 436 | |
| Share tenants proper..... | 5,900,502 | 4,854,546 | 3,829,836 | 1,024,710 | 234,014 | 811,942 | 3,205 | 2,637 | 2,080 | 557 | 127 | 441 | |

TABLE 22.—VALUE OF ALL FARM PROPERTY AND OF THE SEVERAL CLASSES, WITH AVERAGE PER FARM, BY COLOR AND TENURE (DETAILED CLASSIFICATION); BY DIVISIONS AND STATES: 1920—Continued.

| DIVISION OR STATE AND COLOR AND TENURE. | VALUE OF FARM PROPERTY. | | | | | | AVERAGE VALUE PER FARM. | | | | | |
|---|-------------------------|----------------------|----------------------|--------------------|---------------------------|--------------------|-------------------------|---------------------|----------------|--------------|---------------------------|--------------|
| | All farm property. | Land and buildings. | | | Implements and machinery. | Live stock. | All farm property. | Land and buildings. | | | Implements and machinery. | Live stock. |
| | | Total. | Land alone. | Buildings. | | | | Total. | Land alone. | Buildings. | | |
| SOUTH ATLANTIC—Con. | | | | | | | | | | | | |
| Florida—Con. | | | | | | | | | | | | |
| Colored farmers, total..... | \$22,444,494 | \$17,561,378 | \$13,554,985 | \$4,006,393 | \$884,630 | \$3,998,486 | \$1,733 | \$1,856 | \$1,046 | \$309 | \$68 | \$309 |
| Owners..... | 11,636,445 | 9,027,953 | 6,710,515 | 2,317,438 | 485,333 | 2,123,159 | 1,841 | 1,428 | 1,062 | 367 | 77 | 336 |
| Owning entire farm..... | 10,099,502 | 7,873,516 | 5,837,473 | 2,036,043 | 416,355 | 1,809,631 | 1,869 | 1,457 | 1,080 | 377 | 77 | 335 |
| Hiring additional land..... | 1,536,943 | 1,154,437 | 873,042 | 281,395 | 68,978 | 313,528 | 1,680 | 1,262 | 954 | 308 | 76 | 343 |
| Managers..... | 1,129,965 | 1,010,510 | 790,920 | 219,590 | 50,715 | 68,740 | 11,188 | 10,005 | 7,831 | 2,174 | 502 | 681 |
| Tenants..... | 9,678,084 | 7,522,915 | 6,053,550 | 1,469,365 | 348,582 | 1,806,587 | 1,481 | 1,152 | 927 | 225 | 53 | 277 |
| Share, incl. croppers..... | 4,588,308 | 3,747,991 | 3,054,172 | 693,819 | 142,769 | 697,543 | 1,694 | 1,302 | 1,061 | 241 | 50 | 242 |
| Share tenants proper..... | 1,253,236 | 984,874 | 779,592 | 205,282 | 44,254 | 224,108 | 1,616 | 1,191 | 943 | 248 | 54 | 271 |
| Croppers..... | 3,335,070 | 2,763,117 | 2,274,580 | 488,537 | 98,515 | 473,440 | 1,625 | 1,347 | 1,108 | 238 | 48 | 231 |
| Share-cash..... | 21,560 | 9,100 | 7,400 | 1,700 | 360 | 12,109 | 3,081 | 1,300 | 1,057 | 243 | 51 | 1,730 |
| Cash, incl. standing renters..... | 4,621,176 | 3,411,094 | 2,715,428 | 695,666 | 184,588 | 1,025,494 | 1,374 | 1,014 | 807 | 207 | 55 | 305 |
| Cash tenants proper..... | 3,477,654 | 2,639,767 | 2,117,122 | 522,645 | 127,767 | 710,120 | 1,341 | 1,018 | 816 | 201 | 49 | 274 |
| Standing renters..... | 1,143,522 | 771,327 | 598,306 | 173,021 | 56,821 | 315,374 | 1,485 | 1,002 | 777 | 225 | 74 | 410 |
| Unspecified..... | 447,031 | 354,730 | 276,550 | 78,180 | 20,865 | 71,436 | 1,580 | 1,253 | 977 | 276 | 74 | 252 |
| EAST SOUTH CENTRAL. | | | | | | | | | | | | |
| Kentucky. | | | | | | | | | | | | |
| White farmers, total..... | 1,471,385,618 | 1,269,086,758 | 1,021,155,466 | 247,931,292 | 47,378,364 | 154,821,496 | 5,703 | 4,919 | 3,958 | 961 | 184 | 600 |
| Owners..... | 1,079,335,762 | 924,600,468 | 735,437,534 | 189,162,034 | 36,637,696 | 118,097,598 | 6,203 | 5,314 | 4,226 | 1,087 | 211 | 679 |
| Owning entire farm..... | 908,565,069 | 829,472,372 | 657,470,034 | 172,002,338 | 32,805,699 | 106,226,098 | 6,248 | 5,351 | 4,241 | 1,110 | 212 | 685 |
| Hiring additional land..... | 110,770,693 | 95,128,096 | 77,967,500 | 17,160,696 | 3,771,997 | 11,870,600 | 5,836 | 5,011 | 4,107 | 904 | 199 | 625 |
| Managers..... | 30,896,325 | 27,122,830 | 22,152,803 | 4,940,027 | 717,797 | 3,055,698 | 33,080 | 29,030 | 23,750 | 5,289 | 769 | 3,272 |
| Tenants..... | 361,154,531 | 317,363,460 | 263,535,120 | 53,828,331 | 10,022,871 | 33,768,200 | 4,348 | 3,821 | 3,173 | 648 | 121 | 407 |
| Share, incl. croppers..... | 260,437,753 | 228,006,284 | 188,243,959 | 39,762,309 | 7,283,437 | 25,148,052 | 3,890 | 3,405 | 2,811 | 594 | 109 | 370 |
| Share tenants proper..... | 195,895,508 | 170,691,669 | 141,515,534 | 29,176,135 | 5,644,917 | 19,558,022 | 4,026 | 4,031 | 3,342 | 689 | 135 | 402 |
| Croppers..... | 64,542,245 | 57,314,593 | 46,728,421 | 10,686,174 | 1,638,520 | 5,589,180 | 2,022 | 2,329 | 1,899 | 430 | 67 | 227 |
| Share-cash..... | 20,711,526 | 18,550,244 | 15,724,749 | 3,125,495 | 513,630 | 1,347,652 | 9,761 | 8,876 | 7,403 | 1,472 | 242 | 634 |
| Cash, incl. standing renters..... | 62,416,130 | 55,198,225 | 47,058,792 | 8,139,433 | 1,718,073 | 5,499,832 | 6,442 | 5,097 | 4,857 | 840 | 177 | 598 |
| Cash tenants proper..... | 60,906,047 | 53,891,460 | 45,956,307 | 7,936,153 | 1,680,379 | 5,334,208 | 6,492 | 5,744 | 4,898 | 840 | 170 | 569 |
| Standing renters..... | 1,510,083 | 1,306,765 | 1,102,485 | 204,280 | 37,694 | 165,624 | 4,919 | 4,257 | 3,591 | 669 | 123 | 539 |
| Unspecified..... | 17,589,122 | 15,308,727 | 12,507,633 | 2,801,094 | 507,731 | 1,772,664 | 4,106 | 3,573 | 2,920 | 654 | 119 | 414 |
| Colored farmers, total..... | 40,514,459 | 36,072,178 | 29,597,214 | 6,474,964 | 976,493 | 3,465,786 | 3,203 | 2,857 | 2,344 | 513 | 77 | 274 |
| Owners..... | 18,854,264 | 16,391,237 | 12,968,197 | 3,423,100 | 529,638 | 1,933,320 | 3,545 | 3,082 | 2,438 | 644 | 100 | 363 |
| Owning entire farm..... | 14,945,499 | 12,950,639 | 10,144,339 | 2,800,300 | 425,115 | 1,569,745 | 3,575 | 3,008 | 2,427 | 671 | 102 | 376 |
| Hiring additional land..... | 3,908,765 | 3,440,598 | 2,823,858 | 616,800 | 104,523 | 363,584 | 3,432 | 3,021 | 2,470 | 542 | 92 | 310 |
| Managers..... | 772,755 | 684,540 | 526,550 | 157,987 | 24,497 | 63,712 | 22,070 | 10,558 | 15,045 | 4,514 | 700 | 1,820 |
| Tenants..... | 20,887,440 | 18,996,335 | 16,102,458 | 2,893,877 | 422,358 | 1,468,747 | 2,872 | 2,612 | 2,214 | 398 | 58 | 202 |
| Share, incl. croppers..... | 18,640,051 | 16,970,271 | 14,391,870 | 2,678,401 | 372,577 | 1,297,203 | 2,784 | 2,534 | 2,149 | 385 | 56 | 194 |
| Share tenants proper..... | 7,321,749 | 6,632,208 | 5,505,318 | 1,020,890 | 179,187 | 610,354 | 3,939 | 3,514 | 2,961 | 552 | 90 | 328 |
| Croppers..... | 11,318,302 | 10,438,063 | 8,880,552 | 1,551,611 | 193,390 | 686,849 | 2,340 | 2,158 | 1,837 | 321 | 40 | 142 |
| Share-cash..... | 684,946 | 535,270 | 451,640 | 83,630 | 11,765 | 37,910 | 6,030 | 5,518 | 4,656 | 362 | 121 | 391 |
| Cash, incl. standing renters..... | 861,366 | 770,890 | 670,794 | 100,096 | 17,300 | 73,176 | 3,689 | 3,212 | 2,795 | 417 | 72 | 305 |
| Cash tenants proper..... | 814,275 | 724,190 | 626,994 | 97,196 | 17,280 | 72,805 | 3,450 | 3,069 | 2,657 | 412 | 73 | 308 |
| Standing renters..... | 47,091 | 46,700 | 43,800 | 2,900 | 20 | 371 | 11,773 | 11,675 | 10,950 | 725 | 5 | 93 |
| Unspecified..... | 801,078 | 719,904 | 588,164 | 131,750 | 20,716 | 60,458 | 3,324 | 2,987 | 2,440 | 547 | 80 | 261 |
| Tennessee. | | | | | | | | | | | | |
| White farmers, total..... | 1,142,634,405 | 934,651,649 | 732,971,907 | 201,579,742 | 49,227,039 | 158,755,717 | 5,324 | 4,355 | 3,416 | 939 | 299 | 740 |
| Owners..... | 813,730,477 | 660,781,541 | 509,008,086 | 151,773,455 | 37,518,752 | 115,430,184 | 5,886 | 4,780 | 3,682 | 1,098 | 271 | 835 |
| Owning entire farm..... | 724,323,670 | 583,366,859 | 450,618,990 | 137,747,869 | 33,645,742 | 102,310,969 | 5,954 | 4,836 | 3,704 | 1,132 | 277 | 841 |
| Hiring additional land..... | 89,406,907 | 72,414,682 | 58,389,096 | 14,025,586 | 3,873,010 | 13,119,215 | 5,302 | 4,367 | 3,521 | 846 | 234 | 791 |
| Managers..... | 19,422,168 | 16,689,095 | 12,887,819 | 3,801,276 | 596,901 | 2,136,162 | 25,759 | 22,134 | 17,093 | 5,041 | 792 | 2,838 |
| Tenants..... | 309,381,770 | 257,081,013 | 211,076,002 | 46,005,011 | 11,111,336 | 41,189,371 | 4,093 | 3,401 | 2,792 | 909 | 147 | 545 |
| Share, incl. croppers..... | 229,510,924 | 190,853,327 | 156,403,331 | 34,449,996 | 7,991,792 | 30,665,805 | 3,771 | 3,136 | 2,570 | 566 | 131 | 504 |
| Share tenants proper..... | 169,680,992 | 130,669,438 | 106,590,671 | 24,078,767 | 6,006,792 | 23,004,822 | 4,260 | 3,493 | 2,850 | 644 | 161 | 615 |
| Croppers..... | 69,829,932 | 60,183,889 | 49,812,000 | 10,371,229 | 1,985,090 | 7,660,983 | 2,977 | 2,565 | 2,123 | 442 | 85 | 327 |
| Share-cash..... | 4,511,936 | 3,693,330 | 3,042,875 | 650,455 | 169,943 | 648,663 | 6,155 | 5,039 | 4,151 | 887 | 232 | 885 |
| Cash, incl. standing renters..... | 61,489,646 | 51,082,805 | 42,320,230 | 8,732,675 | 2,427,038 | 7,979,758 | 5,846 | 4,857 | 4,024 | 833 | 237 | 759 |
| Cash tenants proper..... | 59,312,071 | 49,342,769 | 40,932,014 | 8,410,755 | 2,336,246 | 7,633,056 | 5,954 | 4,954 | 4,109 | 844 | 235 | 766 |
| Standing renters..... | 2,177,575 | 1,740,036 | 1,388,216 | 351,820 | 90,837 | 346,702 | 3,909 | 3,124 | 2,492 | 632 | 163 | 622 |
| Unspecified..... | 13,860,264 | 11,451,551 | 9,309,566 | 2,141,985 | 522,568 | 1,895,145 | 3,984 | 3,290 | 2,674 | 615 | 150 | 544 |
| Colored farmers, total..... | 109,430,180 | 90,428,245 | 74,810,389 | 15,617,856 | 4,235,517 | 14,766,418 | 2,866 | 2,368 | 1,959 | 409 | 111 | 387 |
| Owners..... | 32,190,400 | 25,277,345 | 19,769,848 | 5,507,497 | 1,546,628 | 5,376,427 | 3,272 | 2,569 | 2,009 | 560 | 157 | 546 |
| Owning entire farm..... | 25,806,796 | 20,132,794 | 15,521,400 | 4,611,994 | 1,287,589 | 4,386,413 | 3,279 | 2,558 | 1,972 | 580 | 164 | 557 |
| Hiring additional land..... | 6,383,604 | 5,144,551 | 4,248,448 | 896,103 | 259,039 | 989,014 | 8,247 | 2,613 | 2,158 | 455 | 132 | 602 |
| Managers..... | 968,882 | 801,700 | 689,670 | 112,030 | 28,550 | 138,652 | 18,281 | 15,120 | 13,013 | 2,114 | 539 | 2,316 |
| Tenants..... | 76,261,898 | 64,349,200 | 54,350,871 | 9,998,329 | 2,660,339 | 9,252,359 | 2,690 | 2,275 | 1,921 | 353 | 94 | 327 |
| Share, incl. croppers..... | 49,456,726 | 42,847,337 | 36,111,821 | 6,736,016 | 1,458,736 | 5,150,153 | 2,428 | 2,103 | 1,773 | 331 | 72 | 253 |
| Share tenants proper..... | 17,663,347 | 14,580,291 | 12,369,208 | 2,211,083 | 644,157 | 2,438,890 | 3,071 | 2,535 | 2,150 | 384 | 112 | 424 |
| Croppers..... | 31,793,379 | 28,267,549 | 23,742,613 | 4,624,933 | 814,579 | 2,711,254 | 2,175 | 1,934 | 1,624 | 310 | 56 | 185 |
| Share-cash..... | 389,976 | 318,445 | 266,295 | 52,150 | 16,467 | 55,064 | 8,786 | 3,092 | 2,585 | 506 | 160 | 535 |
| Cash, incl. standing renters..... | 24,959,358 | 19,950,078 | 16,944,586 | 3,014,498 | 1,736,756 | 3,863,524 | 3,389 | 2,710 | 2,301 | 409 | 154 | 525 |
| Cash tenants proper..... | 16,067,218 | 12,792,323 | 10,841,800 | 1,950,617 | | | | | | | | |

TABLE 22.—VALUE OF ALL FARM PROPERTY AND OF THE SEVERAL CLASSES, WITH AVERAGE PER FARM, BY COLOR AND TENURE (DETAILED CLASSIFICATION), BY DIVISIONS AND STATES: 1920—Continued.

| DIVISION OR STATE AND COLOR AND TENURE. | VALUE OF FARM PROPERTY. | | | | | | AVERAGE VALUE PER FARM. | | | | | |
|---|-------------------------|----------------------|----------------------|----------------------|---------------------------|---------------------|-------------------------|---------------------|----------------|--------------|---------------------------|--------------|
| | All farm property. | Land and buildings. | | | Implements and machinery. | Live stock. | All farm property. | Land and buildings. | | | Implements and machinery. | Live stock. |
| | | Total. | Land alone. | Buildings. | | | | Total. | Land alone. | Buildings. | | |
| EAST SOUTH CENTRAL—Con. | | | | | | | | | | | | |
| Alabama. | | | | | | | | | | | | |
| White farmers, total | \$539,956,015 | \$426,752,943 | \$323,564,185 | \$103,188,758 | \$28,156,938 | \$85,046,134 | \$3,356 | \$2,652 | \$2,011 | \$641 | \$175 | \$529 |
| Owners..... | 356,502,632 | 279,494,456 | 207,134,872 | 72,309,584 | 20,546,387 | 56,461,839 | 3,966 | 3,100 | 2,305 | 804 | 229 | 628 |
| Owning entire farm..... | 327,588,461 | 257,090,366 | 190,005,035 | 67,001,331 | 19,066,936 | 51,515,159 | 4,001 | 3,130 | 2,320 | 818 | 253 | 629 |
| Hiring additional land..... | 28,914,171 | 22,404,090 | 17,129,837 | 5,308,253 | 1,479,451 | 4,946,680 | 3,613 | 2,810 | 2,147 | 693 | 185 | 618 |
| Managers..... | 16,542,952 | 14,037,411 | 11,903,651 | 2,133,760 | 624,397 | 1,881,144 | 26,943 | 22,862 | 10,387 | 3,475 | 1,017 | 3,064 |
| Tenants..... | 166,910,431 | 133,221,076 | 104,426,662 | 28,745,414 | 6,986,204 | 26,703,151 | 2,371 | 1,892 | 1,484 | 408 | 99 | 370 |
| Share, incl. croppers..... | 108,812,002 | 87,374,204 | 68,726,586 | 18,647,044 | 4,364,073 | 17,073,725 | 2,125 | 1,706 | 1,342 | 384 | 85 | 333 |
| Share tenants proper..... | 72,322,509 | 57,048,507 | 44,025,673 | 12,124,834 | 3,150,361 | 12,123,641 | 2,372 | 1,871 | 1,473 | 398 | 103 | 398 |
| Croppers..... | 36,489,493 | 30,325,097 | 23,802,887 | 6,522,810 | 1,213,712 | 4,950,084 | 1,702 | 1,464 | 1,149 | 315 | 59 | 239 |
| Share-cash..... | 733,096 | 519,200 | 403,495 | 115,705 | 86,715 | 177,781 | 3,350 | 2,371 | 1,842 | 528 | 188 | 812 |
| Cash, incl. standing renters..... | 52,984,827 | 41,880,614 | 32,744,605 | 9,136,009 | 2,387,625 | 8,716,388 | 3,065 | 2,423 | 1,894 | 528 | 138 | 504 |
| Cash tenants proper..... | 47,704,521 | 37,708,763 | 29,418,469 | 8,290,299 | 2,187,889 | 7,857,864 | 3,043 | 2,406 | 1,877 | 529 | 130 | 501 |
| Standing renters..... | 5,280,106 | 4,171,846 | 3,326,136 | 845,710 | 249,736 | 858,524 | 3,276 | 2,588 | 2,063 | 525 | 155 | 533 |
| Unspecified..... | 4,380,106 | 3,447,058 | 2,601,002 | 846,050 | 197,791 | 735,267 | 2,007 | 2,052 | 1,548 | 504 | 118 | 438 |
| Colored farmers, total | 150,892,705 | 116,904,812 | 92,189,677 | 24,705,135 | 6,209,279 | 27,778,614 | 1,585 | 1,228 | 968 | 259 | 65 | 292 |
| Owners..... | 87,652,256 | 29,024,680 | 22,043,469 | 6,981,217 | 1,754,450 | 6,873,126 | 2,189 | 1,687 | 1,281 | 406 | 102 | 400 |
| Owning entire farm..... | 30,500,279 | 23,539,613 | 17,747,569 | 5,792,015 | 1,451,692 | 5,518,004 | 2,233 | 1,723 | 1,299 | 424 | 106 | 404 |
| Hiring additional land..... | 7,142,977 | 5,485,067 | 4,295,895 | 1,189,202 | 302,788 | 1,355,122 | 2,018 | 1,550 | 1,214 | 386 | 86 | 383 |
| Managers..... | 1,260,380 | 1,058,905 | 845,287 | 208,618 | 40,180 | 166,295 | 9,924 | 8,298 | 6,656 | 1,643 | 316 | 1,309 |
| Tenants..... | 111,980,069 | 86,826,227 | 69,310,927 | 17,515,300 | 4,414,649 | 20,739,193 | 1,438 | 1,115 | 890 | 225 | 57 | 266 |
| Share, incl. croppers..... | 52,073,491 | 42,735,592 | 34,275,295 | 8,460,297 | 1,666,723 | 7,671,176 | 1,428 | 1,172 | 940 | 232 | 46 | 210 |
| Share tenants proper..... | 17,212,852 | 13,713,206 | 11,248,937 | 2,404,219 | 658,118 | 2,841,523 | 1,854 | 1,477 | 1,212 | 265 | 71 | 306 |
| Croppers..... | 34,860,639 | 29,022,386 | 23,062,308 | 5,996,078 | 1,008,005 | 4,829,648 | 1,282 | 1,068 | 847 | 221 | 37 | 178 |
| Share-cash..... | 442,658 | 305,565 | 254,123 | 61,442 | 19,515 | 117,578 | 2,008 | 1,448 | 1,204 | 244 | 92 | 557 |
| Cash, incl. standing renters..... | 58,346,760 | 42,942,199 | 34,141,303 | 8,800,896 | 2,085,602 | 12,718,959 | 1,444 | 1,093 | 845 | 218 | 66 | 315 |
| Cash tenants proper..... | 42,947,399 | 31,460,820 | 25,117,136 | 6,343,684 | 1,939,253 | 9,547,328 | 1,394 | 1,021 | 815 | 203 | 63 | 310 |
| Standing renters..... | 15,399,361 | 11,481,379 | 9,024,187 | 2,457,212 | 746,349 | 3,171,633 | 1,606 | 1,197 | 941 | 250 | 78 | 331 |
| Unspecified..... | 1,117,160 | 842,871 | 640,206 | 202,665 | 42,809 | 231,480 | 1,416 | 1,068 | 811 | 257 | 54 | 293 |
| Mississippi. | | | | | | | | | | | | |
| White farmers, total | 497,529,775 | 387,295,247 | 298,108,035 | 89,187,212 | 26,506,774 | 83,727,754 | 4,487 | 3,493 | 2,689 | 804 | 239 | 755 |
| Owners..... | 348,084,084 | 266,770,485 | 199,188,332 | 67,532,153 | 20,138,930 | 61,174,669 | 5,109 | 3,918 | 2,924 | 902 | 296 | 898 |
| Owning entire farm..... | 327,063,137 | 250,436,124 | 186,426,220 | 64,009,904 | 18,963,471 | 57,668,542 | 5,136 | 3,933 | 2,928 | 1,005 | 298 | 906 |
| Hiring additional land..... | 21,015,947 | 16,334,361 | 12,762,112 | 3,522,249 | 1,175,459 | 3,506,127 | 4,722 | 3,670 | 2,867 | 803 | 264 | 788 |
| Managers..... | 38,319,306 | 32,319,772 | 28,080,119 | 4,239,653 | 1,757,655 | 4,241,879 | 48,079 | 40,552 | 35,232 | 5,320 | 2,205 | 5,822 |
| Tenants..... | 111,126,385 | 88,204,900 | 70,839,584 | 17,365,406 | 4,610,189 | 18,311,206 | 2,649 | 2,102 | 1,689 | 414 | 110 | 436 |
| Share, incl. croppers..... | 69,161,537 | 54,803,568 | 44,011,060 | 10,792,508 | 2,684,400 | 11,673,569 | 2,184 | 1,731 | 1,390 | 341 | 85 | 369 |
| Share tenants proper..... | 43,129,102 | 32,651,719 | 25,928,300 | 6,723,419 | 1,943,235 | 8,534,148 | 2,274 | 1,721 | 1,307 | 354 | 102 | 450 |
| Croppers..... | 26,032,435 | 22,151,849 | 18,082,760 | 4,069,089 | 741,166 | 3,139,421 | 2,060 | 1,745 | 1,424 | 321 | 58 | 247 |
| Share-cash..... | 1,013,315 | 746,855 | 599,742 | 147,113 | 42,193 | 224,267 | 4,992 | 3,679 | 2,954 | 725 | 208 | 1,105 |
| Cash, incl. standing renters..... | 36,099,348 | 29,230,889 | 23,466,512 | 5,764,377 | 1,732,811 | 5,735,613 | 4,234 | 3,372 | 2,707 | 665 | 200 | 662 |
| Cash tenants proper..... | 33,433,706 | 26,771,360 | 21,529,533 | 5,241,827 | 1,558,556 | 5,108,790 | 4,369 | 3,498 | 2,813 | 656 | 204 | 698 |
| Standing renters..... | 3,200,637 | 2,459,529 | 1,936,979 | 522,550 | 174,285 | 626,823 | 3,212 | 2,423 | 1,908 | 615 | 172 | 618 |
| Unspecified..... | 4,252,190 | 3,423,678 | 2,762,270 | 661,408 | 150,755 | 677,767 | 3,001 | 2,416 | 1,949 | 467 | 106 | 478 |
| Colored farmers, total | 467,222,080 | 402,601,531 | 343,784,359 | 58,867,172 | 13,374,482 | 51,246,067 | 2,898 | 2,497 | 2,132 | 365 | 83 | 318 |
| Owners..... | 72,038,456 | 50,751,385 | 44,957,657 | 11,793,728 | 3,459,584 | 11,827,487 | 3,108 | 2,448 | 1,940 | 509 | 149 | 510 |
| Owning entire farm..... | 64,983,887 | 51,330,215 | 40,662,214 | 10,668,001 | 3,136,048 | 10,517,604 | 3,255 | 2,556 | 2,024 | 531 | 156 | 524 |
| Hiring additional land..... | 7,054,569 | 5,421,170 | 4,295,443 | 1,125,727 | 323,536 | 1,309,883 | 2,282 | 1,754 | 1,390 | 364 | 105 | 424 |
| Managers..... | 2,583,018 | 2,113,110 | 1,711,670 | 401,440 | 130,346 | 339,502 | 13,453 | 11,006 | 8,915 | 2,091 | 679 | 1,769 |
| Tenants..... | 392,600,606 | 343,737,036 | 297,065,032 | 46,672,004 | 9,784,552 | 39,070,018 | 2,848 | 2,494 | 2,155 | 339 | 71 | 283 |
| Share, incl. croppers..... | 280,983,198 | 252,343,199 | 218,623,170 | 38,720,020 | 5,099,733 | 22,970,269 | 2,715 | 2,438 | 2,112 | 326 | 55 | 222 |
| Share tenants proper..... | 87,900,203 | 73,603,605 | 63,696,061 | 9,987,544 | 2,716,990 | 11,579,608 | 2,990 | 2,512 | 2,172 | 340 | 93 | 365 |
| Croppers..... | 198,022,995 | 178,079,594 | 154,927,109 | 23,762,485 | 2,952,743 | 11,390,658 | 2,603 | 2,406 | 2,089 | 320 | 40 | 154 |
| Share-cash..... | 15,830,832 | 14,059,048 | 12,578,968 | 1,435,089 | 349,694 | 1,472,140 | 5,115 | 4,628 | 4,080 | 478 | 113 | 474 |
| Cash, incl. standing renters..... | 64,224,846 | 76,188,560 | 64,900,169 | 11,278,968 | 3,717,607 | 14,315,689 | 3,109 | 2,514 | 2,144 | 371 | 123 | 473 |
| Cash tenants proper..... | 66,611,290 | 57,112,768 | 49,226,580 | 7,886,188 | 2,615,746 | 9,882,746 | 3,371 | 2,766 | 2,384 | 382 | 127 | 479 |
| Standing renters..... | 24,613,586 | 19,075,782 | 15,733,589 | 3,342,193 | 1,101,861 | 4,435,943 | 2,550 | 1,976 | 1,630 | 346 | 114 | 460 |
| Unspecified..... | 1,511,680 | 1,146,239 | 907,726 | 238,514 | 47,618 | 317,923 | 1,598 | 1,212 | 960 | 252 | 50 | 336 |

TABLE 22.—VALUE OF ALL FARM PROPERTY AND OF THE SEVERAL CLASSES, WITH AVERAGE PER-FARM, BY COLOR AND TENURE (DETAILED CLASSIFICATION), BY DIVISIONS AND STATES: 1920—Continued.

| DIVISION OR STATE AND COLOR AND TENURE. | VALUE OF FARM PROPERTY. | | | | | | AVERAGE VALUE PER FARM. | | | | | |
|---|-------------------------|----------------------|----------------------|----------------------|---------------------------|----------------------|-------------------------|---------------------|----------------|--------------|--------------|--------------|
| | All farm property. | Land and buildings. | | | Implements and machinery. | Live stock. | All farm property. | Land and buildings. | | | Live stock. | |
| | | Total. | Land alone. | Buildings. | | | | Total. | Land alone. | Buildings. | | |
| WEST SOUTH CENTRAL. | | | | | | | | | | | | |
| Arkansas. | | | | | | | | | | | | |
| White farmers, total. | \$712,090,762 | \$570,653,057 | \$453,235,261 | \$117,417,796 | \$37,128,771 | \$104,310,934 | \$4,442 | \$3,559 | \$2,827 | \$732 | \$232 | \$651 |
| Owners..... | 459,978,971 | 361,754,359 | 278,304,146 | 83,450,213 | 25,004,055 | 72,320,557 | 4,729 | 3,719 | 2,861 | 858 | 260 | 743 |
| Owning entire farm..... | 404,323,030 | 317,450,050 | 242,819,012 | 74,640,043 | 22,909,998 | 63,953,977 | 4,747 | 3,727 | 2,851 | 876 | 269 | 751 |
| Hiring additional land..... | 55,655,941 | 44,295,304 | 35,485,134 | 8,810,170 | 2,994,057 | 8,366,580 | 4,599 | 3,600 | 2,932 | 728 | 247 | 691 |
| Managers..... | 27,767,282 | 24,139,921 | 21,403,331 | 2,736,590 | 1,318,398 | 2,308,963 | 43,310 | 37,600 | 33,391 | 4,269 | 2,057 | 3,002 |
| Tenants..... | 224,344,509 | 134,758,777 | 153,527,784 | 31,230,993 | 9,904,318 | 29,681,414 | 3,595 | 2,961 | 2,460 | 500 | 150 | 476 |
| Share, incl. croppers..... | 162,748,935 | 134,038,032 | 111,191,028 | 22,847,004 | 7,354,955 | 21,355,948 | 3,747 | 3,727 | 2,225 | 457 | 147 | 427 |
| Share tenants proper..... | 124,490,616 | 100,533,195 | 83,088,978 | 17,444,217 | 6,127,781 | 17,838,640 | 3,558 | 2,873 | 2,374 | 499 | 175 | 510 |
| Croppers..... | 38,249,319 | 33,504,837 | 28,102,050 | 5,402,787 | 1,227,174 | 3,517,308 | 2,554 | 2,237 | 1,876 | 361 | 82 | 235 |
| Share-cash..... | 9,202,031 | 7,666,592 | 6,725,887 | 940,705 | 384,070 | 1,151,369 | 5,929 | 4,940 | 4,334 | 608 | 247 | 742 |
| Cash, incl. standing renters..... | 45,935,099 | 37,883,611 | 31,461,044 | 6,422,567 | 1,865,261 | 6,186,227 | 5,154 | 4,250 | 3,530 | 721 | 209 | 604 |
| Cash tenants proper..... | 44,658,700 | 36,862,589 | 30,640,105 | 6,213,484 | 1,783,838 | 6,012,363 | 5,240 | 4,325 | 3,596 | 729 | 209 | 705 |
| Standing renters..... | 1,270,399 | 1,021,022 | 811,939 | 209,083 | 81,423 | 173,864 | 3,273 | 2,618 | 2,082 | 536 | 209 | 446 |
| Unspecified..... | 6,468,444 | 5,170,542 | 4,149,825 | 1,020,717 | 300,032 | 987,870 | 3,275 | 2,622 | 2,104 | 518 | 162 | 501 |
| Colored farmers, total. | 212,304,721 | 182,457,609 | 154,538,179 | 27,919,430 | 6,305,466 | 23,541,646 | 2,937 | 2,524 | 2,138 | 386 | 87 | 326 |
| Owners..... | 66,352,848 | 45,592,538 | 37,190,715 | 8,401,823 | 2,381,205 | 8,379,105 | 3,666 | 2,966 | 2,419 | 547 | 155 | 545 |
| Owning entire farm..... | 48,021,900 | 38,781,594 | 31,514,647 | 7,206,907 | 2,040,621 | 7,193,775 | 3,732 | 3,014 | 2,449 | 565 | 159 | 559 |
| Hiring additional land..... | 8,330,858 | 6,810,944 | 5,676,028 | 1,194,916 | 384,584 | 1,185,330 | 3,323 | 2,717 | 2,264 | 453 | 133 | 473 |
| Managers..... | 1,353,081 | 1,187,555 | 1,081,720 | 105,835 | 51,319 | 114,207 | 14,243 | 12,501 | 11,387 | 1,114 | 540 | 1,202 |
| Tenants..... | 154,598,792 | 135,677,516 | 116,265,744 | 19,411,772 | 3,872,942 | 15,048,334 | 2,721 | 2,388 | 2,046 | 342 | 68 | 265 |
| Share, incl. croppers..... | 110,822,598 | 99,179,553 | 84,391,142 | 14,788,411 | 2,440,639 | 9,193,408 | 2,467 | 2,208 | 1,879 | 329 | 55 | 205 |
| Share tenants proper..... | 36,877,554 | 30,837,064 | 25,942,568 | 4,894,496 | 1,145,334 | 4,895,156 | 3,016 | 2,522 | 2,122 | 400 | 94 | 400 |
| Croppers..... | 73,945,044 | 65,342,489 | 58,448,574 | 9,898,915 | 1,804,305 | 4,298,250 | 2,262 | 2,091 | 1,788 | 303 | 40 | 131 |
| Share-cash..... | 8,912,409 | 7,699,931 | 6,796,146 | 903,785 | 249,203 | 963,275 | 3,900 | 3,370 | 2,974 | 396 | 109 | 422 |
| Cash, incl. standing renters..... | 33,948,196 | 28,051,992 | 24,442,611 | 3,609,381 | 1,146,230 | 4,749,974 | 3,667 | 3,030 | 2,640 | 390 | 124 | 513 |
| Cash tenants proper..... | 32,607,586 | 26,927,347 | 23,457,484 | 3,469,893 | 1,110,263 | 4,569,976 | 3,665 | 3,027 | 2,637 | 390 | 125 | 514 |
| Standing renters..... | 1,340,610 | 1,124,645 | 985,127 | 139,518 | 35,967 | 179,998 | 3,703 | 3,107 | 2,721 | 385 | 99 | 497 |
| Unspecified..... | 915,589 | 746,040 | 635,845 | 110,195 | 27,870 | 141,679 | 2,565 | 2,090 | 1,781 | 309 | 78 | 397 |
| Louisiana. | | | | | | | | | | | | |
| White farmers, total. | 457,911,706 | 366,365,525 | 295,776,756 | 70,588,769 | 28,003,936 | 63,542,245 | 6,238 | 4,981 | 4,029 | 962 | 382 | 866 |
| Owners..... | 299,440,327 | 236,354,594 | 186,404,067 | 49,859,627 | 18,685,419 | 44,400,314 | 6,472 | 5,108 | 4,031 | 1,078 | 404 | 960 |
| Owning entire farm..... | 261,258,613 | 205,273,070 | 160,267,442 | 45,005,622 | 15,871,877 | 40,113,666 | 6,159 | 4,839 | 3,778 | 1,061 | 374 | 946 |
| Hiring additional land..... | 38,181,714 | 31,081,524 | 26,227,519 | 4,854,005 | 2,813,542 | 4,286,648 | 9,928 | 8,082 | 6,819 | 1,262 | 732 | 1,115 |
| Managers..... | 52,336,807 | 43,057,956 | 36,647,987 | 6,409,909 | 4,670,006 | 4,608,845 | 71,110 | 58,503 | 49,793 | 8,700 | 6,345 | 6,262 |
| Tenants..... | 106,134,572 | 86,952,975 | 72,633,802 | 14,319,173 | 4,648,511 | 14,533,086 | 4,020 | 3,294 | 2,751 | 542 | 176 | 550 |
| Share, incl. croppers..... | 75,310,344 | 62,490,920 | 52,869,163 | 9,621,757 | 3,204,470 | 9,614,954 | 3,723 | 3,090 | 2,614 | 476 | 158 | 475 |
| Share tenants proper..... | 50,060,615 | 46,678,717 | 39,857,354 | 6,821,363 | 2,629,096 | 7,362,802 | 4,368 | 3,598 | 3,072 | 520 | 203 | 567 |
| Croppers..... | 18,040,729 | 15,812,293 | 13,011,809 | 2,800,394 | 575,374 | 2,262,152 | 2,571 | 2,180 | 1,794 | 386 | 79 | 312 |
| Share-cash..... | 1,360,210 | 1,059,435 | 924,146 | 135,289 | 65,634 | 225,141 | 6,751 | 5,297 | 4,621 | 676 | 328 | 1,120 |
| Cash, incl. standing renters..... | 27,639,014 | 21,900,550 | 17,865,443 | 4,035,107 | 1,297,652 | 4,440,812 | 4,982 | 3,947 | 3,220 | 727 | 234 | 800 |
| Cash tenants proper..... | 26,972,022 | 21,337,761 | 17,443,504 | 3,944,257 | 1,263,137 | 4,321,124 | 5,034 | 3,892 | 3,256 | 736 | 236 | 806 |
| Standing renters..... | 666,992 | 512,789 | 421,939 | 90,850 | 34,515 | 119,688 | 3,510 | 2,699 | 2,221 | 478 | 182 | 630 |
| Unspecified..... | 1,835,004 | 1,502,070 | 975,050 | 527,020 | 80,755 | 252,179 | 4,308 | 3,526 | 2,289 | 1,237 | 190 | 592 |
| Colored farmers, total. | 131,914,973 | 107,673,268 | 87,841,406 | 19,831,862 | 4,711,074 | 19,530,631 | 2,126 | 1,735 | 1,415 | 320 | 78 | 315 |
| Owners..... | 32,323,696 | 25,472,623 | 20,326,091 | 5,145,932 | 1,379,843 | 5,471,230 | 2,942 | 2,319 | 1,850 | 468 | 126 | 498 |
| Owning entire farm..... | 28,192,590 | 22,155,670 | 17,688,888 | 4,486,782 | 1,226,228 | 4,810,692 | 2,976 | 2,339 | 1,865 | 474 | 129 | 508 |
| Hiring additional land..... | 4,131,106 | 3,316,953 | 2,637,303 | 659,150 | 153,615 | 660,538 | 2,730 | 2,192 | 1,767 | 436 | 102 | 437 |
| Managers..... | 991,558 | 853,310 | 750,524 | 102,786 | 33,506 | 104,742 | 10,778 | 9,275 | 8,158 | 1,117 | 364 | 1,139 |
| Tenants..... | 98,599,719 | 81,347,335 | 66,764,191 | 14,583,144 | 3,297,725 | 13,954,659 | 1,934 | 1,596 | 1,310 | 280 | 65 | 274 |
| Share, incl. croppers..... | 79,084,288 | 66,477,902 | 54,676,209 | 11,801,093 | 2,457,152 | 10,149,174 | 1,902 | 1,599 | 1,315 | 284 | 59 | 244 |
| Share tenants proper..... | 40,418,765 | 32,360,829 | 26,889,850 | 5,500,979 | 1,439,902 | 6,532,034 | 2,306 | 1,849 | 1,534 | 314 | 85 | 373 |
| Croppers..... | 38,665,523 | 34,081,133 | 27,786,419 | 6,294,714 | 967,250 | 3,617,140 | 1,607 | 1,417 | 1,155 | 262 | 40 | 150 |
| Share-cash..... | 2,547,956 | 1,912,325 | 1,498,529 | 413,805 | 124,428 | 511,203 | 2,500 | 1,926 | 1,509 | 417 | 125 | 515 |
| Cash, incl. standing renters..... | 16,243,901 | 12,399,095 | 10,110,438 | 2,283,657 | 698,588 | 3,146,218 | 2,041 | 1,558 | 1,271 | 288 | 88 | 395 |
| Cash tenants proper..... | 11,323,872 | 8,924,508 | 7,019,672 | 1,604,836 | 482,428 | 2,217,036 | 2,041 | 1,555 | 1,285 | 289 | 87 | 400 |
| Standing renters..... | 4,919,929 | 3,774,587 | 3,090,766 | 683,821 | 216,160 | 929,182 | 2,041 | 1,500 | 1,282 | 284 | 90 | 386 |
| Unspecified..... | 723,574 | 557,933 | 478,964 | 78,989 | 17,537 | 148,064 | 1,612 | 1,243 | 1,067 | 176 | 39 | 330 |

TABLE 22.—VALUE OF ALL FARM PROPERTY AND OF THE SEVERAL CLASSES, WITH AVERAGE PER FARM, BY COLOR AND TENURE (DETAILED CLASSIFICATION), BY DIVISIONS AND STATES: 1920—Continued.

| DIVISION OR STATE AND COLOR AND TENURE. | VALUE OF FARM PROPERTY. | | | | | | AVERAGE VALUE PER FARM. | | | | | |
|---|-------------------------|---------------------|-----------------|---------------|---------------------------|---------------|-------------------------|---------------------|-------------|------------|---------------------------|-------------|
| | All farm property. | Land and buildings. | | | Implements and machinery. | Live stock. | All farm property. | Land and buildings. | | | Implements and machinery. | Live stock. |
| | | Total. | Land alone. | Buildings. | | | | Total. | Land alone. | Buildings. | | |
| WEST SOUTH CENTRAL—CON. | | | | | | | | | | | | |
| Oklahoma. | | | | | | | | | | | | |
| White farmers, total. | \$1,566,708,361 | \$1,286,081,414 | \$1,105,078,897 | \$181,002,517 | \$76,712,166 | \$203,914,781 | \$9,042 | \$7,423 | \$6,378 | \$1,045 | \$443 | \$1,177 |
| Owners..... | 870,363,408 | 702,725,632 | 592,955,866 | 109,769,787 | 48,137,128 | 119,500,648 | 10,395 | 8,393 | 7,082 | 1,311 | 575 | 1,427 |
| Owning entire farm..... | 570,488,267 | 464,116,935 | 383,954,811 | 80,182,124 | 32,427,568 | 79,943,764 | 9,831 | 7,512 | 6,214 | 1,297 | 525 | 1,294 |
| Hiring additional land..... | 293,875,141 | 238,608,697 | 209,001,054 | 29,607,643 | 15,709,560 | 39,556,884 | 13,391 | 10,873 | 9,524 | 1,349 | 716 | 1,803 |
| Managers..... | 31,957,102 | 25,772,476 | 22,853,464 | 2,919,011 | 850,671 | 5,333,956 | 37,597 | 30,321 | 26,886 | 3,434 | 1,001 | 6,275 |
| Tenants..... | 664,387,851 | 557,583,307 | 489,269,568 | 68,313,739 | 27,724,377 | 79,080,177 | 7,492 | 6,287 | 5,517 | 770 | 318 | 892 |
| Share, incl. croppers..... | 489,000,921 | 412,973,963 | 362,026,419 | 50,947,544 | 19,990,941 | 56,036,017 | 7,043 | 5,948 | 5,214 | 734 | 288 | 807 |
| Share tenants proper..... | 447,590,574 | 377,284,878 | 330,781,553 | 46,523,325 | 18,580,493 | 51,731,203 | 7,108 | 6,042 | 5,297 | 745 | 298 | 828 |
| Croppers..... | 41,404,347 | 35,689,085 | 31,264,866 | 4,424,219 | 1,410,448 | 4,304,814 | 5,926 | 5,108 | 4,475 | 633 | 202 | 616 |
| Share-cash..... | 54,306,231 | 46,699,259 | 41,801,744 | 4,897,515 | 2,732,856 | 4,374,116 | 14,291 | 12,289 | 11,000 | 1,289 | 719 | 1,283 |
| Cash, incl. standing renters..... | 115,967,348 | 93,578,222 | 81,676,722 | 11,901,500 | 4,809,617 | 17,579,509 | 7,902 | 6,377 | 5,566 | 811 | 328 | 1,198 |
| Cash tenants proper..... | 115,753,953 | 93,448,822 | 81,561,322 | 11,887,500 | 4,803,502 | 17,501,629 | 7,899 | 6,377 | 5,566 | 811 | 328 | 1,194 |
| Standing renters..... | 213,395 | 129,400 | 115,400 | 14,000 | 6,115 | 77,880 | 10,162 | 6,162 | 5,495 | 667 | 291 | 3,709 |
| Unspecified..... | 5,113,351 | 4,331,863 | 3,764,683 | 567,180 | 180,953 | 590,535 | 6,556 | 5,554 | 4,827 | 727 | 245 | 757 |
| Colored farmers, total. | 93,715,183 | 77,783,880 | 66,380,467 | 11,403,413 | 3,918,381 | 12,012,922 | 5,005 | 4,154 | 3,545 | 609 | 209 | 642 |
| Owners..... | 55,434,469 | 45,310,004 | 37,539,450 | 7,770,554 | 2,653,865 | 7,470,600 | 5,343 | 4,776 | 3,957 | 819 | 280 | 787 |
| Owning entire farm..... | 44,761,487 | 36,557,424 | 29,988,487 | 6,668,937 | 2,194,615 | 6,009,448 | 5,594 | 4,569 | 3,748 | 821 | 274 | 751 |
| Hiring additional land..... | 10,672,982 | 8,752,580 | 7,550,963 | 1,201,617 | 459,250 | 1,461,152 | 7,182 | 5,800 | 5,081 | 809 | 309 | 983 |
| Managers..... | 1,058,783 | 861,705 | 749,853 | 111,912 | 43,357 | 153,661 | 12,456 | 10,138 | 8,822 | 1,317 | 510 | 1,808 |
| Tenants..... | 37,221,931 | 31,612,111 | 28,091,164 | 3,520,947 | 1,221,159 | 4,388,661 | 4,067 | 3,454 | 3,069 | 385 | 133 | 480 |
| Share, incl. croppers..... | 31,615,432 | 26,997,421 | 23,973,872 | 3,023,549 | 1,026,854 | 3,591,157 | 3,984 | 3,402 | 3,021 | 381 | 129 | 453 |
| Share tenants proper..... | 25,290,240 | 21,378,661 | 18,965,654 | 2,414,007 | 851,804 | 3,058,775 | 4,218 | 3,566 | 3,163 | 403 | 142 | 510 |
| Croppers..... | 6,325,192 | 5,617,760 | 5,008,218 | 609,542 | 175,050 | 532,382 | 3,262 | 2,897 | 2,558 | 314 | 90 | 275 |
| Share-cash..... | 707,693 | 611,185 | 562,025 | 49,160 | 22,070 | 74,382 | 6,937 | 5,992 | 5,510 | 482 | 216 | 729 |
| Cash, incl. standing renters..... | 4,649,647 | 3,794,750 | 3,371,182 | 423,598 | 104,300 | 690,537 | 4,492 | 3,666 | 3,257 | 409 | 159 | 667 |
| Cash tenants proper..... | 4,580,641 | 3,739,250 | 3,320,507 | 418,748 | 102,228 | 679,193 | 4,405 | 3,644 | 3,230 | 408 | 158 | 662 |
| Standing renters..... | 69,006 | 55,500 | 50,675 | 4,825 | 2,132 | 11,374 | 7,067 | 6,167 | 5,631 | 536 | 237 | 1,264 |
| Unspecified..... | 249,259 | 208,755 | 184,085 | 24,670 | 7,809 | 32,635 | 3,116 | 2,609 | 2,301 | 308 | 98 | 408 |
| Texas. | | | | | | | | | | | | |
| White farmers, total. | 4,183,641,832 | 3,474,000,091 | 3,050,694,356 | 423,305,735 | 145,842,782 | 563,798,959 | 11,711 | 9,724 | 8,539 | 1,185 | 408 | 1,578 |
| Owners..... | 2,310,957,720 | 1,883,760,434 | 1,616,414,712 | 267,354,722 | 91,599,378 | 344,648,499 | 13,058 | 10,693 | 9,008 | 1,505 | 615 | 1,940 |
| Owning entire farm..... | 1,814,579,859 | 1,481,428,615 | 1,251,746,914 | 229,681,701 | 75,427,017 | 257,722,827 | 11,933 | 9,744 | 8,233 | 1,511 | 498 | 1,695 |
| Hiring additional land..... | 505,378,361 | 402,340,819 | 364,667,798 | 37,673,021 | 16,111,870 | 89,925,672 | 19,713 | 16,694 | 14,224 | 1,469 | 628 | 3,391 |
| Managers..... | 261,815,759 | 203,697,405 | 193,817,206 | 9,880,199 | 3,699,519 | 54,418,835 | 110,007 | 85,587 | 81,436 | 4,151 | 1,554 | 22,885 |
| Tenants..... | 1,601,868,353 | 1,386,533,252 | 1,240,462,438 | 146,070,814 | 50,003,478 | 164,731,625 | 9,040 | 7,825 | 7,000 | 824 | 286 | 930 |
| Share, incl. croppers..... | 1,342,365,861 | 1,181,389,068 | 1,053,766,543 | 127,622,525 | 44,140,855 | 116,826,938 | 8,423 | 7,413 | 6,612 | 804 | 277 | 733 |
| Share tenants proper..... | 1,092,107,456 | 928,888,454 | 826,571,953 | 102,316,501 | 37,003,998 | 96,215,004 | 8,927 | 7,807 | 6,947 | 860 | 311 | 809 |
| Croppers..... | 280,258,405 | 252,500,614 | 227,194,590 | 25,306,024 | 7,145,857 | 20,611,934 | 6,940 | 6,253 | 5,626 | 627 | 177 | 510 |
| Share-cash..... | 46,818,337 | 40,391,175 | 36,105,357 | 4,285,818 | 1,578,876 | 4,848,286 | 10,657 | 9,194 | 8,219 | 976 | 359 | 1,104 |
| Cash, incl. standing renters..... | 179,918,173 | 138,287,723 | 127,002,078 | 11,285,645 | 3,943,285 | 37,687,165 | 17,688 | 13,595 | 12,485 | 1,109 | 388 | 3,705 |
| Cash tenants proper..... | 178,945,713 | 137,489,045 | 126,330,932 | 11,150,013 | 3,912,320 | 37,544,348 | 17,855 | 13,719 | 12,606 | 1,113 | 390 | 3,746 |
| Standing renters..... | 972,460 | 798,678 | 668,046 | 135,632 | 30,965 | 142,817 | 6,483 | 5,325 | 4,220 | 904 | 206 | 952 |
| Unspecified..... | 32,765,982 | 26,465,236 | 23,538,460 | 2,876,826 | 931,460 | 5,369,236 | 10,020 | 8,093 | 7,214 | 880 | 285 | 1,042 |
| Colored farmers, total. | 263,778,489 | 226,173,228 | 194,514,293 | 31,658,935 | 8,478,214 | 29,127,047 | 3,348 | 2,871 | 2,469 | 402 | 108 | 370 |
| Owners..... | 84,150,269 | 68,170,518 | 55,233,212 | 12,937,276 | 3,734,005 | 12,245,746 | 3,575 | 2,896 | 2,346 | 550 | 159 | 520 |
| Owning entire farm..... | 68,850,390 | 55,407,691 | 44,337,641 | 11,070,023 | 3,116,192 | 10,326,534 | 3,550 | 2,857 | 2,286 | 571 | 161 | 532 |
| Hiring additional land..... | 15,299,879 | 12,762,824 | 10,895,601 | 1,867,253 | 617,813 | 1,919,212 | 3,690 | 3,078 | 2,628 | 450 | 149 | 463 |
| Managers..... | 3,377,354 | 2,827,325 | 2,572,270 | 255,055 | 55,227 | 494,802 | 25,204 | 21,099 | 19,106 | 1,903 | 412 | 3,693 |
| Tenants..... | 176,250,866 | 155,175,385 | 136,708,781 | 18,466,604 | 4,688,982 | 16,386,499 | 3,198 | 2,816 | 2,481 | 335 | 85 | 297 |
| Share, incl. croppers..... | 166,551,111 | 147,194,385 | 129,890,444 | 17,303,941 | 4,343,695 | 15,013,031 | 3,224 | 2,849 | 2,514 | 335 | 84 | 291 |
| Share tenants proper..... | 77,997,121 | 66,023,336 | 57,365,947 | 8,687,389 | 2,598,603 | 9,375,182 | 3,297 | 2,791 | 2,425 | 360 | 110 | 396 |
| Croppers..... | 88,553,990 | 81,171,049 | 72,524,497 | 8,646,552 | 1,745,092 | 5,637,849 | 3,103 | 2,899 | 2,690 | 309 | 62 | 201 |
| Share-cash..... | 2,853,714 | 2,445,142 | 2,201,272 | 243,870 | 81,810 | 326,762 | 4,963 | 4,252 | 3,828 | 424 | 142 | 565 |
| Cash, incl. standing renters..... | 6,040,575 | 4,014,834 | 3,311,561 | 703,273 | 207,062 | 818,679 | 2,249 | 1,792 | 1,478 | 314 | 92 | 365 |
| Cash tenants proper..... | 3,499,753 | 2,823,046 | 2,372,134 | 450,912 | 131,028 | 545,679 | 2,610 | 2,105 | 1,799 | 336 | 98 | 407 |
| Standing renters..... | 1,540,822 | 1,191,788 | 939,427 | 252,361 | 76,034 | 273,000 | 1,712 | 1,324 | 1,044 | 280 | 84 | 303 |
| Unspecified..... | 1,805,466 | 1,521,024 | 1,305,504 | 215,520 | 56,415 | 228,027 | 2,839 | 2,392 | 2,053 | 339 | 80 | 359 |

TABLE 22.—VALUE OF ALL FARM PROPERTY AND OF THE SEVERAL CLASSES, WITH AVERAGE PER FARM, BY COLOR AND TENURE (DETAILED CLASSIFICATION), BY DIVISIONS AND STATES: 1920—Continued.

| DIVISION OR STATE AND COLOR AND TENURE. | VALUE OF FARM PROPERTY. | | | | | | AVERAGE VALUE PER FARM. | | | | | |
|---|-------------------------|----------------------|----------------------|---------------------|---------------------------|----------------------|-------------------------|---------------------|-----------------|----------------|---------------------------|----------------|
| | All farm property. | Land and buildings. | | | Implements and machinery. | Live stock. | All farm property. | Land and buildings. | | | Implements and machinery. | Live stock. |
| | | Total. | Land alone. | Buildings. | | | | Total. | Land alone. | Buildings. | | |
| MOUNTAIN. | | | | | | | | | | | | |
| Montana. | | | | | | | | | | | | |
| White farmers, total..... | \$973,337,451 | \$767,439,420 | \$683,538,978 | \$83,900,442 | \$54,440,646 | \$151,457,385 | \$17,193 | \$13,556 | \$12,074 | \$1,482 | \$962 | \$2,675 |
| Owners..... | 787,820,756 | 618,498,954 | 548,387,119 | 69,606,835 | 46,137,279 | 123,198,523 | 15,985 | 12,549 | 11,137 | 1,412 | 936 | 2,500 |
| Owning entire farm..... | 492,524,797 | 384,660,237 | 336,609,013 | 48,051,224 | 30,074,562 | 77,789,998 | 13,137 | 10,260 | 8,978 | 1,282 | 802 | 2,075 |
| Hiring additional land..... | 295,304,959 | 233,838,717 | 212,278,106 | 21,555,611 | 16,062,717 | 45,408,525 | 25,036 | 19,825 | 17,997 | 1,828 | 1,362 | 3,850 |
| Managers..... | 65,167,367 | 50,240,105 | 45,694,591 | 4,545,514 | 2,081,654 | 12,845,608 | 73,304 | 56,518 | 51,400 | 5,113 | 2,342 | 14,450 |
| Tenants..... | 120,340,328 | 98,705,361 | 88,957,268 | 9,748,093 | 6,221,713 | 15,413,254 | 18,689 | 15,329 | 13,815 | 1,514 | 966 | 2,394 |
| Share..... | 82,808,512 | 69,783,550 | 63,219,190 | 6,564,860 | 4,135,388 | 8,949,574 | 18,972 | 15,076 | 14,473 | 1,503 | 947 | 2,049 |
| Share-cash..... | 4,032,433 | 3,674,535 | 3,354,210 | 320,325 | 457,825 | 500,073 | 22,953 | 22,966 | 20,964 | 2,002 | 2,861 | 3,125 |
| Cash..... | 28,539,931 | 21,831,459 | 19,259,031 | 2,572,428 | 1,443,262 | 5,265,210 | 16,574 | 12,673 | 11,184 | 1,494 | 838 | 3,058 |
| Unspecified..... | 4,200,452 | 3,415,817 | 3,124,837 | 200,980 | 185,238 | 698,397 | 22,748 | 18,073 | 16,534 | 1,540 | 980 | 3,695 |
| Colored farmers, total..... | 12,623,857 | 9,328,109 | 8,373,287 | 954,822 | 563,566 | 2,732,182 | 11,876 | 8,775 | 7,877 | 898 | 530 | 2,570 |
| Owners..... | 11,454,800 | 8,521,157 | 7,771,250 | 749,907 | 515,200 | 2,418,443 | 11,620 | 8,651 | 7,890 | 761 | 523 | 2,455 |
| Owning entire farm..... | 9,121,028 | 7,104,627 | 6,449,595 | 655,032 | 405,160 | 1,651,251 | 9,703 | 7,558 | 6,861 | 697 | 495 | 1,650 |
| Hiring additional land..... | 2,333,832 | 1,416,530 | 1,321,655 | 94,875 | 60,110 | 867,192 | 51,863 | 31,478 | 29,370 | 2,108 | 1,114 | 19,271 |
| Managers..... | 244,080 | 222,126 | 106,725 | 115,400 | 4,856 | 17,049 | 24,403 | 22,213 | 10,673 | 11,540 | 480 | 1,705 |
| Tenants..... | 924,967 | 584,827 | 495,312 | 89,515 | 43,450 | 206,690 | 13,602 | 8,600 | 7,284 | 1,316 | 639 | 4,363 |
| Share..... | 327,267 | 252,312 | 252,312 | 18,915 | 26,565 | 20,475 | 10,909 | 9,041 | 8,410 | 631 | 836 | 983 |
| Share-cash..... | 554,051 | 282,400 | 213,500 | 68,900 | 16,085 | 255,566 | 15,830 | 8,069 | 6,100 | 1,969 | 460 | 7,302 |
| Cash..... | 43,649 | 31,200 | 29,500 | 1,700 | 800 | 11,649 | 14,650 | 10,460 | 9,833 | 567 | 267 | 3,833 |
| Unspecified..... | | | | | | | | | | | | |
| Idaho. | | | | | | | | | | | | |
| White farmers, total..... | 710,441,620 | 576,470,350 | 507,180,172 | 69,290,178 | 38,186,519 | 95,804,751 | 17,079 | 13,858 | 12,192 | 1,666 | 918 | 2,303 |
| Owners..... | 543,438,183 | 434,749,536 | 378,080,444 | 58,660,092 | 31,464,230 | 77,222,417 | 15,851 | 12,681 | 11,028 | 1,653 | 918 | 2,252 |
| Owning entire farm..... | 434,260,859 | 344,222,167 | 296,466,768 | 47,755,399 | 25,715,935 | 64,322,757 | 14,600 | 11,494 | 9,899 | 1,505 | 859 | 2,148 |
| Hiring additional land..... | 109,178,324 | 90,527,369 | 81,613,676 | 8,913,693 | 5,748,295 | 12,899,660 | 25,179 | 20,783 | 18,822 | 2,050 | 1,326 | 2,975 |
| Managers..... | 36,990,860 | 29,121,176 | 26,216,759 | 2,904,417 | 1,219,026 | 6,650,658 | 48,801 | 38,418 | 34,587 | 3,832 | 1,098 | 8,774 |
| Tenants..... | 130,014,577 | 112,599,638 | 102,882,969 | 9,718,669 | 5,483,263 | 11,931,678 | 19,831 | 17,175 | 15,693 | 1,482 | 836 | 1,820 |
| Share..... | 86,210,651 | 75,321,457 | 69,210,774 | 6,110,683 | 3,562,021 | 7,327,173 | 21,515 | 18,797 | 17,272 | 1,525 | 889 | 1,829 |
| Share-cash..... | 4,404,189 | 3,988,467 | 3,687,550 | 300,495 | 179,149 | 286,086 | 28,785 | 20,066 | 24,102 | 1,964 | 1,171 | 1,549 |
| Cash..... | 30,944,978 | 26,017,991 | 23,446,280 | 2,571,711 | 1,397,721 | 3,520,264 | 15,692 | 13,194 | 11,890 | 1,304 | 709 | 1,790 |
| Unspecified..... | 8,454,770 | 7,272,145 | 6,538,365 | 733,780 | 344,372 | 838,253 | 19,940 | 17,151 | 15,421 | 1,731 | 812 | 1,977 |
| Colored farmers, total..... | 5,696,290 | 5,041,614 | 4,685,697 | 355,917 | 250,734 | 403,942 | 11,213 | 9,924 | 9,224 | 701 | 494 | 795 |
| Owners..... | 3,806,603 | 2,838,600 | 2,621,003 | 217,597 | 166,210 | 301,792 | 9,109 | 7,820 | 7,220 | 589 | 458 | 881 |
| Owning entire farm..... | 3,063,345 | 2,622,500 | 2,416,003 | 206,497 | 163,260 | 287,555 | 8,727 | 7,472 | 6,883 | 598 | 437 | 819 |
| Hiring additional land..... | 243,258 | 216,100 | 205,000 | 11,100 | 12,950 | 14,208 | 20,272 | 18,008 | 17,083 | 925 | 1,079 | 1,184 |
| Managers..... | | | | | | | | | | | | |
| Tenants..... | 2,389,687 | 2,203,014 | 2,064,694 | 138,320 | 84,524 | 102,149 | 16,481 | 15,193 | 14,239 | 954 | 583 | 704 |
| Share..... | 246,990 | 226,500 | 215,850 | 10,650 | 5,510 | 14,980 | 15,437 | 14,156 | 13,491 | 666 | 344 | 936 |
| Share-cash..... | 11,120 | 10,000 | 9,500 | 600 | 700 | 420 | 11,120 | 10,000 | 9,500 | 700 | 420 | 420 |
| Cash..... | 2,060,624 | 1,856,614 | 1,735,644 | 120,970 | 66,814 | 77,196 | 17,999 | 15,868 | 14,835 | 1,034 | 571 | 660 |
| Unspecified..... | 180,953 | 109,900 | 103,700 | 6,200 | 11,500 | 9,553 | 11,905 | 9,991 | 9,427 | 564 | 1,045 | 868 |
| Wyoming. | | | | | | | | | | | | |
| White farmers, total..... | 332,982,612 | 233,689,165 | 209,981,172 | 23,707,993 | 11,702,201 | 87,591,246 | 21,374 | 15,000 | 13,478 | 1,522 | 751 | 5,622 |
| Owners..... | 251,833,183 | 173,572,717 | 154,902,101 | 18,670,616 | 9,501,004 | 68,759,462 | 18,993 | 13,070 | 11,664 | 1,406 | 715 | 5,178 |
| Owning entire farm..... | 162,237,483 | 109,713,719 | 96,768,307 | 12,945,412 | 6,325,863 | 46,197,901 | 15,359 | 10,387 | 9,161 | 1,220 | 599 | 4,374 |
| Hiring additional land..... | 89,595,700 | 63,858,998 | 58,133,794 | 5,725,204 | 3,175,141 | 22,561,561 | 32,976 | 23,503 | 21,396 | 2,107 | 1,169 | 8,304 |
| Managers..... | 42,280,712 | 30,491,658 | 28,266,977 | 2,224,681 | 802,816 | 10,986,238 | 112,150 | 80,880 | 74,979 | 5,901 | 2,129 | 29,141 |
| Tenants..... | 38,868,717 | 29,624,790 | 26,812,094 | 2,812,696 | 1,398,381 | 7,845,546 | 20,223 | 15,414 | 13,950 | 1,463 | 728 | 4,082 |
| Share..... | 23,438,994 | 19,003,798 | 17,302,054 | 1,701,714 | 908,522 | 3,526,644 | 21,040 | 17,059 | 15,531 | 1,528 | 816 | 3,166 |
| Share-cash..... | 1,100,295 | 942,440 | 856,346 | 86,100 | 35,280 | 182,609 | 20,984 | 21,917 | 19,915 | 2,002 | 820 | 4,246 |
| Cash..... | 10,449,581 | 7,661,764 | 6,848,362 | 813,402 | 363,104 | 2,424,713 | 17,592 | 12,899 | 11,629 | 1,369 | 611 | 4,032 |
| Unspecified..... | 3,519,877 | 2,016,782 | 1,805,302 | 211,480 | 91,475 | 1,711,620 | 22,338 | 11,794 | 10,557 | 1,237 | 535 | 10,009 |
| Colored farmers, total..... | 1,427,978 | 1,058,960 | 966,322 | 92,638 | 76,748 | 293,270 | 8,450 | 6,266 | 5,718 | 548 | 448 | 1,735 |
| Owners..... | 1,005,176 | 707,010 | 642,472 | 64,538 | 48,528 | 249,638 | 8,172 | 5,748 | 5,223 | 525 | 395 | 2,030 |
| Owning entire farm..... | 899,000 | 627,760 | 570,822 | 56,938 | 39,838 | 231,402 | 7,619 | 5,320 | 4,837 | 483 | 338 | 1,991 |
| Hiring additional land..... | 106,176 | 79,250 | 71,650 | 7,600 | 8,690 | 18,236 | 21,235 | 15,850 | 14,330 | 1,520 | 1,738 | 3,647 |
| Managers..... | | | | | | | | | | | | |
| Tenants..... | 422,802 | 351,950 | 323,850 | 28,100 | 27,220 | 43,632 | 9,191 | 7,651 | 7,040 | 611 | 502 | 949 |
| Share..... | 148,796 | 127,850 | 121,196 | 6,655 | 7,909 | 13,037 | 13,527 | 11,623 | 11,018 | 605 | 719 | 1,185 |
| Share-cash..... | | | | | | | | | | | | |
| Cash..... | 123,118 | 108,700 | 99,430 | 9,270 | 8,111 | 6,307 | 12,312 | 10,870 | 9,943 | 927 | 811 | 691 |
| Unspecified..... | 150,888 | 115,400 | 103,225 | 12,175 | 11,200 | 24,288 | 6,036 | 4,616 | 4,129 | 487 | 448 | 972 |

COLOR AND TENURE OF FARMER.

TABLE 22.—VALUE OF ALL FARM PROPERTY AND OF THE SEVERAL CLASSES, WITH AVERAGE PER FARM, BY COLOR AND TENURE (DETAILED CLASSIFICATION), BY DIVISIONS AND STATES: 1920—Continued.

| DIVISION OR STATE AND COLOR AND TENURE. | VALUE OF FARM PROPERTY. | | | | | | AVERAGE VALUE PER FARM. | | | | | | |
|---|-------------------------|----------------------|----------------------|----------------------|---------------------------|----------------------|-------------------------|---------------------|-----------------|----------------|---------------------------|----------------|--|
| | All farm property. | Land and buildings. | | | Implements and machinery. | Live stock. | All farm property. | Land and buildings. | | | Implements and machinery. | Live stock. | |
| | | Total. | Land alone. | Buildings. | | | | Total. | Land alone. | Buildings. | | | |
| MOUNTAIN—Con. | | | | | | | | | | | | | |
| Colorado. | | | | | | | | | | | | | |
| White farmers, total..... | \$1,068,154,527 | \$858,500,595 | \$756,829,128 | \$101,671,469 | \$49,320,664 | \$160,333,268 | \$17,988 | \$14,457 | \$12,745 | \$1,712 | \$831 | \$2,700 | |
| Owners..... | 736,704,709 | 586,046,043 | 511,990,517 | 74,055,526 | 35,797,105 | 114,861,561 | 16,356 | 13,011 | 11,267 | 1,644 | 795 | 2,550 | |
| Owning entire farm..... | 486,077,282 | 381,033,478 | 325,889,607 | 55,143,969 | 25,402,338 | 70,841,483 | 13,755 | 10,782 | 9,222 | 1,560 | 719 | 2,254 | |
| Hiring additional land..... | 250,627,427 | 205,012,567 | 186,101,010 | 18,911,557 | 10,394,767 | 35,220,093 | 25,827 | 21,127 | 19,178 | 1,949 | 1,071 | 3,299 | |
| Managers..... | 57,288,605 | 41,016,400 | 37,099,941 | 4,816,459 | 1,700,907 | 13,671,298 | 65,548 | 47,959 | 42,448 | 5,511 | 1,946 | 15,642 | |
| Tenants..... | 274,161,213 | 230,538,152 | 207,738,068 | 22,799,484 | 11,822,652 | 31,800,409 | 20,363 | 17,123 | 15,429 | 1,693 | 878 | 2,892 | |
| Share..... | 206,196,033 | 174,997,709 | 158,424,647 | 16,573,162 | 9,083,595 | 22,114,779 | 21,817 | 15,518 | 14,763 | 1,754 | 961 | 2,340 | |
| Share-cash..... | 5,810,263 | 4,808,405 | 4,324,475 | 533,930 | 256,069 | 605,789 | 19,368 | 16,105 | 14,415 | 1,730 | 854 | 2,319 | |
| Cash..... | 51,710,866 | 41,893,428 | 37,085,891 | 4,777,637 | 2,011,881 | 7,835,657 | 15,099 | 13,033 | 11,546 | 1,487 | 636 | 2,439 | |
| Unspecified..... | 10,444,001 | 8,818,610 | 7,908,755 | 914,855 | 471,107 | 1,154,284 | 20,846 | 17,602 | 15,776 | 1,826 | 940 | 2,304 | |
| Colored farmers, total..... | 8,640,222 | 7,513,065 | 6,898,590 | 619,475 | 483,845 | 643,312 | 15,624 | 13,588 | 12,466 | 1,120 | 875 | 1,163 | |
| Owners..... | 1,950,692 | 1,611,065 | 1,428,140 | 182,925 | 104,065 | 235,562 | 7,866 | 6,496 | 5,769 | 738 | 420 | 950 | |
| Owning entire farm..... | 1,361,273 | 1,105,235 | 955,730 | 149,505 | 75,725 | 180,313 | 6,361 | 5,165 | 4,466 | 699 | 354 | 843 | |
| Hiring additional land..... | 589,419 | 505,830 | 472,410 | 33,420 | 28,340 | 55,249 | 17,336 | 14,877 | 13,894 | 983 | 834 | 1,625 | |
| Managers..... | 251,239 | 190,200 | 169,200 | 21,000 | 10,485 | 50,554 | 41,873 | 31,700 | 28,200 | 3,500 | 1,748 | 8,426 | |
| Tenants..... | 6,438,201 | 5,711,800 | 5,296,250 | 415,550 | 369,295 | 357,196 | 21,533 | 19,103 | 17,713 | 1,390 | 1,235 | 1,195 | |
| Share..... | 2,298,080 | 2,055,170 | 1,898,920 | 156,250 | 118,089 | 124,821 | 18,533 | 16,574 | 15,314 | 1,260 | 952 | 1,007 | |
| Share-cash..... | 101,930 | 87,400 | 82,100 | 5,300 | 9,100 | 5,430 | 25,483 | 21,850 | 20,525 | 1,325 | 2,275 | 1,358 | |
| Cash..... | 3,938,692 | 3,476,160 | 3,229,810 | 246,350 | 239,754 | 222,778 | 24,164 | 21,326 | 19,815 | 1,511 | 1,471 | 1,367 | |
| Unspecified..... | 99,589 | 93,070 | 86,420 | 7,650 | 2,352 | 4,167 | 12,449 | 11,634 | 10,678 | 956 | 294 | 521 | |
| New Mexico. | | | | | | | | | | | | | |
| White farmers, total..... | 320,212,374 | 219,443,938 | 194,411,923 | 25,032,015 | 9,441,798 | 91,326,638 | 11,449 | 7,846 | 6,951 | 895 | 338 | 2,265 | |
| Owners..... | 244,803,639 | 166,457,042 | 145,702,346 | 20,754,696 | 7,783,490 | 70,563,064 | 10,152 | 6,903 | 6,042 | 861 | 323 | 2,926 | |
| Owning entire farm..... | 152,774,036 | 102,733,792 | 88,380,345 | 14,353,447 | 5,482,513 | 44,557,731 | 7,679 | 5,164 | 4,443 | 721 | 276 | 2,240 | |
| Hiring additional land..... | 92,029,600 | 63,723,250 | 57,322,001 | 6,401,249 | 2,300,917 | 26,005,333 | 21,813 | 15,104 | 13,587 | 1,517 | 545 | 6,164 | |
| Managers..... | 35,618,873 | 23,544,090 | 21,879,689 | 1,664,401 | 504,072 | 11,570,111 | 82,642 | 54,627 | 50,765 | 3,862 | 1,171 | 26,845 | |
| Tenants..... | 39,789,965 | 29,442,806 | 26,829,888 | 2,612,918 | 1,153,696 | 9,193,463 | 11,618 | 8,596 | 7,834 | 763 | 337 | 2,694 | |
| Share..... | 17,097,294 | 14,027,887 | 12,466,232 | 1,561,655 | 751,368 | 2,318,039 | 7,509 | 6,235 | 5,541 | 694 | 334 | 1,030 | |
| Share-cash..... | 495,267 | 385,385 | 340,570 | 44,815 | 17,105 | 92,777 | 12,699 | 9,832 | 8,733 | 1,149 | 439 | 2,377 | |
| Cash..... | 18,994,804 | 13,175,751 | 12,335,653 | 840,098 | 314,263 | 5,504,290 | 21,487 | 14,905 | 13,954 | 950 | 356 | 6,329 | |
| Unspecified..... | 3,203,100 | 1,853,783 | 1,687,433 | 166,350 | 70,900 | 1,278,357 | 12,711 | 7,356 | 6,696 | 660 | 282 | 5,073 | |
| Colored farmers, total..... | 4,973,625 | 2,370,274 | 1,929,127 | 441,147 | 308,571 | 2,299,780 | 2,653 | 1,264 | 1,029 | 235 | 162 | 1,227 | |
| Owners..... | 4,189,876 | 1,912,135 | 1,495,683 | 416,452 | 247,862 | 2,029,878 | 2,550 | 1,164 | 910 | 253 | 151 | 1,235 | |
| Owning entire farm..... | 4,116,363 | 1,869,789 | 1,458,833 | 410,952 | 244,672 | 2,000,896 | 2,511 | 1,141 | 890 | 251 | 149 | 1,221 | |
| Hiring additional land..... | 74,522 | 42,350 | 36,850 | 5,500 | 3,190 | 28,982 | 18,631 | 10,588 | 9,213 | 1,375 | 708 | 7,246 | |
| Managers..... | 15,312 | 12,750 | 9,750 | 3,000 | 1,560 | 1,002 | 7,656 | 6,375 | 4,875 | 1,500 | 780 | 501 | |
| Tenants..... | 768,438 | 445,389 | 423,694 | 21,695 | 54,149 | 268,900 | 3,341 | 1,930 | 1,842 | 94 | 235 | 1,169 | |
| Share..... | 651,910 | 350,664 | 331,869 | 18,795 | 42,774 | 258,472 | 2,977 | 1,601 | 1,515 | 86 | 195 | 1,180 | |
| Share-cash..... | | | | | | | | | | | | | |
| Cash..... | 110,208 | 92,025 | 89,425 | 2,600 | 11,325 | 6,858 | 11,021 | 9,203 | 8,943 | 260 | 1,133 | 686 | |
| Unspecified..... | 6,320 | 2,700 | 2,400 | 300 | 50 | 3,570 | 6,320 | 2,700 | 2,400 | 300 | 60 | 3,570 | |
| Arizona. | | | | | | | | | | | | | |
| White farmers, total..... | 229,055,446 | 168,903,633 | 153,348,539 | 15,555,094 | 8,643,589 | 51,508,244 | 24,553 | 18,105 | 16,438 | 1,667 | 927 | 5,521 | |
| Owners..... | 142,112,010 | 103,841,290 | 92,810,983 | 11,030,307 | 6,123,371 | 32,147,349 | 19,425 | 14,194 | 12,680 | 1,508 | 837 | 4,394 | |
| Owning entire farm..... | 111,167,353 | 82,894,584 | 73,561,317 | 9,333,267 | 5,101,310 | 23,171,459 | 17,308 | 12,906 | 11,453 | 1,453 | 794 | 3,608 | |
| Hiring additional land..... | 30,944,657 | 20,946,706 | 19,249,666 | 1,697,040 | 1,022,061 | 8,975,890 | 34,652 | 23,457 | 21,556 | 1,900 | 1,145 | 10,651 | |
| Managers..... | 45,586,810 | 30,729,820 | 28,142,047 | 2,587,782 | 1,201,106 | 13,655,875 | 151,956 | 102,433 | 93,807 | 8,626 | 4,004 | 45,520 | |
| Tenants..... | 41,356,626 | 34,332,514 | 32,395,509 | 1,937,005 | 1,319,092 | 5,705,020 | 24,143 | 20,042 | 18,012 | 1,131 | 770 | 3,330 | |
| Share..... | 19,085,740 | 17,031,000 | 16,049,115 | 981,885 | 711,208 | 1,343,532 | 21,912 | 19,553 | 18,426 | 1,127 | 817 | 1,543 | |
| Share-cash..... | 870,315 | 801,100 | 703,950 | 97,150 | 26,325 | 42,890 | 32,234 | 29,670 | 26,072 | 3,568 | 975 | 1,589 | |
| Cash..... | 20,399,501 | 16,201,890 | 15,372,960 | 828,930 | 667,519 | 3,600,092 | 26,015 | 20,692 | 19,633 | 1,059 | 725 | 4,598 | |
| Unspecified..... | 1,031,070 | 298,524 | 269,484 | 29,040 | 14,040 | 718,506 | 32,221 | 9,329 | 8,421 | 908 | 439 | 22,453 | |
| Colored farmers, total..... | 4,537,543 | 3,421,688 | 3,214,067 | 207,621 | 177,098 | 938,757 | 7,024 | 5,297 | 4,975 | 321 | 274 | 1,453 | |
| Owners..... | 2,825,076 | 1,805,558 | 1,682,052 | 123,506 | 122,069 | 896,819 | 5,109 | 3,205 | 3,042 | 223 | 222 | 1,022 | |
| Owning entire farm..... | 2,766,890 | 1,768,033 | 1,635,902 | 119,131 | 114,819 | 894,038 | 5,068 | 3,214 | 2,986 | 218 | 210 | 1,634 | |
| Hiring additional land..... | 58,186 | 47,525 | 43,150 | 4,375 | 7,880 | 2,781 | 9,998 | 7,021 | 7,192 | 729 | 1,313 | 464 | |
| Managers..... | 111,024 | 96,900 | 76,030 | 20,870 | 9,400 | 4,721 | 22,205 | 19,380 | 15,206 | 4,174 | 1,880 | 945 | |
| Tenants..... | 1,601,443 | 1,519,230 | 1,455,985 | 63,245 | 44,999 | 37,214 | 18,198 | 17,294 | 16,545 | 719 | 511 | 423 | |
| Share..... | 392,484 | 341,700 | 334,970 | 6,730 | 8,600 | 12,184 | 22,655 | 21,856 | 20,936 | 421 | 538 | 702 | |
| Share-cash..... | | | | | | | | | | | | | |
| Cash..... | 1,235,683 | 1,175,130 | 1,118,995 | 56,435 | 36,149 | 24,401 | 17,653 | 16,788 | 15,981 | 806 | 516 | 349 | |
| Unspecified..... | 3,270 | 2,400 | 2,320 | 80 | 250 | 623 | 1,638 | 1,200 | 1,160 | 40 | 125 | 813 | |

TABLE 22.—VALUE OF ALL FARM PROPERTY AND OF THE SEVERAL CLASSES, WITH AVERAGE PER FARM, BY COLOR AND TENURE (DETAILED CLASSIFICATION), BY DIVISIONS AND STATES: 1920—Continued.

| DIVISION OR STATE AND COLOR AND TENURE | VALUE OF FARM PROPERTY | | | | | | AVERAGE VALUE PER FARM | | | | | |
|--|------------------------|----------------------|----------------------|---------------------|--------------------------|---------------------|------------------------|--------------------|----------------|----------------|--------------|----------------|
| | All farm property | Land and buildings | | | Implements and machinery | Live stock | All farm property | Land and buildings | | | Live stock | |
| | | Total | Land alone | Buildings | | | | Total | Land alone | Buildings | | |
| MOUNTAIN—Con. | | | | | | | | | | | | |
| Utah. | | | | | | | | | | | | |
| White farmers, total | \$307,147,614 | \$240,375,568 | \$207,861,024 | \$32,514,544 | \$13,363,167 | \$53,408,879 | \$12,165 | \$9,521 | \$8,233 | \$1,288 | \$529 | \$2,115 |
| Owners | 263,638,411 | 205,669,094 | 176,513,933 | 29,155,161 | 11,907,403 | 46,001,854 | 11,801 | 9,206 | 7,901 | 1,305 | 536 | 2,059 |
| Owning entire farm | 215,055,315 | 165,864,912 | 141,426,944 | 24,438,068 | 9,829,479 | 39,360,924 | 11,374 | 8,772 | 7,480 | 1,292 | 520 | 2,082 |
| Hiring additional land | 48,583,096 | 39,804,182 | 35,087,089 | 4,717,093 | 2,137,924 | 6,640,930 | 14,150 | 11,593 | 10,224 | 1,374 | 623 | 1,035 |
| Managers | 13,611,379 | 9,566,800 | 8,832,114 | 734,686 | 344,825 | 3,699,754 | 46,455 | 32,651 | 30,144 | 2,507 | 1,177 | 12,627 |
| Tenants | 29,897,824 | 25,139,674 | 22,514,977 | 2,624,697 | 1,050,879 | 3,707,271 | 11,433 | 9,614 | 8,610 | 1,004 | 402 | 1,418 |
| Share | 15,230,214 | 12,812,261 | 11,396,728 | 1,415,533 | 589,300 | 1,828,653 | 11,316 | 9,519 | 8,467 | 1,052 | 438 | 1,359 |
| Share-cash | 640,513 | 536,550 | 483,750 | 52,800 | 19,305 | 84,658 | 12,085 | 10,124 | 9,127 | 996 | 364 | 1,597 |
| Cash | 12,220,314 | 10,339,895 | 9,311,651 | 1,028,244 | 370,419 | 1,501,000 | 11,841 | 10,019 | 9,223 | 998 | 368 | 1,454 |
| Unspecified | 1,806,783 | 1,450,968 | 1,322,548 | 128,120 | 62,855 | 292,960 | 9,819 | 7,886 | 7,180 | 696 | 342 | 1,592 |
| Colored farmers, total | 4,127,114 | 3,376,190 | 3,136,816 | 239,374 | 151,620 | 599,304 | 9,969 | 8,155 | 7,577 | 578 | 366 | 1,448 |
| Owners | 1,460,400 | 954,745 | 853,275 | 96,470 | 67,870 | 437,794 | 6,110 | 3,995 | 3,591 | 404 | 284 | 1,832 |
| Owning entire farm | 1,250,764 | 766,545 | 681,475 | 85,070 | 57,115 | 427,104 | 5,534 | 3,392 | 3,015 | 376 | 253 | 1,890 |
| Hiring additional land | 209,645 | 188,200 | 170,800 | 11,400 | 10,755 | 10,690 | 16,127 | 14,477 | 13,600 | 877 | 827 | 822 |
| Managers | 254,847 | 171,000 | 155,500 | 15,500 | 5,300 | 78,547 | 84,949 | 57,000 | 51,833 | 5,167 | 1,767 | 26,182 |
| Tenants | 2,411,858 | 2,250,445 | 2,123,041 | 127,404 | 78,450 | 82,963 | 14,022 | 13,084 | 12,343 | 741 | 456 | 482 |
| Share | 302,308 | 281,850 | 263,976 | 17,875 | 10,055 | 10,463 | 13,146 | 12,254 | 11,477 | 777 | 437 | 455 |
| Share-cash | 38,314 | 36,000 | 35,550 | 1,050 | 1,250 | 464 | 12,771 | 12,200 | 11,850 | 350 | 417 | 155 |
| Cash | 2,041,596 | 1,904,695 | 1,798,291 | 106,404 | 65,945 | 70,956 | 14,178 | 13,227 | 12,488 | 739 | 453 | 403 |
| Unspecified | 29,580 | 27,300 | 25,225 | 2,075 | 1,200 | 1,080 | 14,790 | 13,050 | 12,613 | 1,038 | 600 | 540 |
| Nevada. | | | | | | | | | | | | |
| White farmers, total | 98,935,150 | 65,620,734 | 58,794,735 | 6,825,989 | 3,581,492 | 29,732,924 | 83,606 | 22,290 | 19,971 | 2,319 | 1,217 | 10,099 |
| Owners | 65,586,506 | 43,362,690 | 38,315,794 | 5,046,896 | 2,751,317 | 19,472,499 | 26,329 | 17,408 | 15,382 | 2,026 | 1,105 | 7,817 |
| Owning entire farm | 54,455,347 | 36,254,517 | 31,825,690 | 4,428,827 | 2,380,254 | 15,320,570 | 23,800 | 15,846 | 13,910 | 1,936 | 1,040 | 6,915 |
| Hiring additional land | 11,131,159 | 7,108,173 | 6,490,104 | 618,069 | 371,063 | 3,651,923 | 54,833 | 35,016 | 31,971 | 3,045 | 1,828 | 17,990 |
| Managers | 25,710,405 | 16,789,949 | 15,698,346 | 1,101,603 | 494,141 | 8,416,315 | 153,055 | 100,598 | 94,002 | 6,596 | 2,959 | 50,397 |
| Tenants | 7,638,239 | 5,458,095 | 4,780,595 | 677,500 | 338,084 | 1,844,110 | 26,707 | 19,084 | 16,715 | 2,369 | 1,175 | 6,448 |
| Share | 3,183,851 | 2,076,440 | 1,784,640 | 201,800 | 129,600 | 977,811 | 27,212 | 17,747 | 15,253 | 2,494 | 1,108 | 8,357 |
| Share-cash | 103,212 | 85,000 | 73,000 | 12,000 | 1,750 | 16,462 | 51,006 | 42,500 | 36,500 | 6,000 | 875 | 8,231 |
| Cash | 4,316,395 | 3,266,655 | 2,894,055 | 372,600 | 201,584 | 848,156 | 26,819 | 19,919 | 17,647 | 2,272 | 1,229 | 6,172 |
| Unspecified | 34,781 | 30,000 | 28,900 | 1,100 | 3,100 | 1,681 | 11,594 | 10,000 | 9,633 | 367 | 1,033 | 560 |
| Colored farmers, total | 844,516 | 634,480 | 567,504 | 66,976 | 49,435 | 160,601 | 3,856 | 2,897 | 2,591 | 308 | 226 | 733 |
| Owners | 716,921 | 516,530 | 452,054 | 64,476 | 47,305 | 153,086 | 3,447 | 2,483 | 2,173 | 310 | 227 | 736 |
| Owning entire farm | 606,774 | 498,530 | 434,054 | 63,576 | 46,555 | 151,689 | 3,399 | 2,432 | 2,122 | 310 | 227 | 740 |
| Hiring additional land | 20,147 | 18,000 | 17,100 | 900 | 750 | 1,397 | 6,716 | 6,000 | 5,700 | 300 | 250 | 466 |
| Managers | 5,848 | 5,000 | 4,900 | 100 | 300 | 548 | 5,848 | 5,000 | 4,900 | 100 | 300 | 548 |
| Tenants | 121,747 | 112,950 | 110,550 | 2,400 | 1,830 | 6,967 | 12,175 | 11,295 | 11,055 | 240 | 183 | 697 |
| Share | 7,913 | 5,950 | 1,400 | 1,400 | 730 | 1,233 | 1,583 | 1,190 | 1,050 | 280 | 146 | 247 |
| Share-cash | 6,100 | 6,000 | 5,600 | 400 | 100 | 100 | 6,100 | 6,000 | 5,600 | 400 | 100 | 100 |
| Cash | 107,734 | 101,000 | 100,400 | 600 | 1,000 | 5,734 | 20,934 | 25,250 | 25,100 | 150 | 250 | 1,434 |
| Unspecified | | | | | | | | | | | | |
| PACIFIC. | | | | | | | | | | | | |
| Washington. | | | | | | | | | | | | |
| White farmers, total | 1,042,765,610 | 907,801,691 | 786,144,835 | 121,656,856 | 54,020,215 | 80,943,704 | 16,037 | 13,961 | 12,090 | 1,871 | 831 | 1,245 |
| Owners | 711,982,611 | 615,279,267 | 520,962,627 | 94,316,640 | 39,425,243 | 57,278,101 | 13,044 | 11,791 | 9,983 | 1,807 | 756 | 1,098 |
| Owning entire farm | 482,770,382 | 413,821,280 | 338,644,807 | 75,170,413 | 27,454,665 | 41,494,437 | 10,584 | 9,330 | 7,635 | 1,695 | 619 | 936 |
| Hiring additional land | 229,212,229 | 201,457,987 | 182,317,790 | 19,140,227 | 11,970,578 | 15,783,664 | 29,277 | 25,732 | 23,287 | 2,445 | 1,529 | 2,016 |
| Managers | 51,505,430 | 45,559,894 | 40,077,229 | 5,482,065 | 2,005,884 | 3,939,652 | 44,440 | 39,310 | 34,579 | 4,731 | 1,731 | 3,399 |
| Tenants | 279,277,569 | 246,062,530 | 225,104,979 | 21,857,551 | 12,589,088 | 19,725,951 | 23,913 | 21,146 | 19,274 | 1,872 | 1,078 | 1,689 |
| Share | 195,249,250 | 175,052,500 | 162,751,185 | 12,601,315 | 8,745,785 | 10,850,965 | 33,571 | 30,202 | 27,983 | 2,218 | 1,504 | 1,863 |
| Share-cash | 8,578,839 | 7,647,285 | 7,049,145 | 598,140 | 391,047 | 540,507 | 32,611 | 28,535 | 26,303 | 2,232 | 1,459 | 2,017 |
| Cash | 68,413,746 | 57,425,775 | 49,756,449 | 7,659,323 | 3,179,370 | 7,808,601 | 13,400 | 11,104 | 9,673 | 1,491 | 618 | 1,518 |
| Unspecified | 7,035,734 | 6,236,970 | 5,548,200 | 638,770 | 272,886 | 525,878 | 15,600 | 13,829 | 12,302 | 1,527 | 605 | 1,166 |
| Colored farmers, total | 14,664,238 | 12,590,650 | 11,508,185 | 1,084,465 | 701,162 | 1,372,426 | 11,583 | 9,945 | 9,089 | 857 | 554 | 1,084 |
| Owners | 4,469,054 | 3,720,350 | 3,264,505 | 455,845 | 223,320 | 525,384 | 8,644 | 7,196 | 6,314 | 882 | 432 | 1,016 |
| Owning entire farm | 4,008,745 | 3,329,915 | 2,917,530 | 412,385 | 192,643 | 486,187 | 8,404 | 6,981 | 6,116 | 865 | 404 | 1,019 |
| Hiring additional land | 460,309 | 390,435 | 346,975 | 43,460 | 30,677 | 39,197 | 11,508 | 9,761 | 8,674 | 1,067 | 707 | 930 |
| Managers | 198,217 | 162,850 | 154,350 | 8,500 | 5,150 | 30,217 | 22,024 | 18,094 | 17,150 | 944 | 572 | 3,357 |
| Tenants | 9,996,967 | 8,707,450 | 8,087,330 | 620,120 | 472,692 | 816,825 | 13,599 | 11,767 | 10,929 | 838 | 630 | 1,104 |
| Share | 384,253 | 324,000 | 300,075 | 24,325 | 13,345 | 26,508 | 8,404 | 7,289 | 6,578 | 695 | 381 | 767 |
| Share-cash | 15,785 | 10,000 | 9,600 | 2,965 | 2,965 | 2,820 | 15,785 | 10,000 | 9,600 | 400 | 2,965 | 2,820 |
| Cash | 9,449,758 | 8,226,150 | 7,645,305 | 580,845 | 449,292 | 774,316 | 13,775 | 11,991 | 11,145 | 847 | 655 | 1,129 |
| Unspecified | 167,171 | 146,000 | 132,350 | 14,550 | 7,090 | 13,181 | 8,287 | 8,161 | 7,353 | 808 | 394 | 732 |

TABLE 22.—VALUE OF ALL FARM PROPERTY AND OF THE SEVERAL CLASSES, WITH AVERAGE PER FARM, BY COLOR AND TENURE (DETAILED CLASSIFICATION), BY DIVISIONS AND STATES: 1920—Continued.

| DIVISION OR STATE AND COLOR AND TENURE. | VALUE OF FARM PROPERTY. | | | | | | AVERAGE VALUE PER FARM. | | | | | |
|---|-------------------------|---------------------|---------------|--------------|---------------------------|---------------|-------------------------|---------------------|-------------|------------|---------------------------|-------------|
| | All farm property. | Land and buildings. | | | Implements and machinery. | Live stock. | All farm property. | Land and buildings. | | | Implements and machinery. | Live stock. |
| | | Total. | Land alone. | Buildings. | | | | Total. | Land alone. | Buildings. | | |
| PACIFIC—Con. | | | | | | | | | | | | |
| Oregon. | | | | | | | | | | | | |
| White farmers, total | \$812,345,801 | \$669,826,485 | \$581,387,657 | \$88,438,828 | \$41,289,743 | \$101,229,573 | \$18,367 | \$13,496 | \$11,714 | \$1,782 | \$832 | \$2,040 |
| Owners..... | 584,201,729 | 475,825,872 | 406,750,239 | 69,075,583 | 31,170,364 | 77,205,493 | 14,788 | 12,045 | 10,296 | 1,749 | 789 | 1,954 |
| Owning entire farm..... | 419,505,007 | 338,812,355 | 284,338,005 | 54,474,350 | 22,765,106 | 57,927,546 | 12,717 | 10,270 | 8,619 | 1,651 | 690 | 1,756 |
| Hiring additional land..... | 164,696,722 | 137,013,517 | 122,412,284 | 14,601,233 | 8,405,258 | 19,277,947 | 25,276 | 21,027 | 18,788 | 2,241 | 1,200 | 2,950 |
| Managers..... | 43,939,850 | 36,261,485 | 32,062,328 | 4,199,157 | 1,496,719 | 6,181,646 | 48,392 | 39,936 | 35,811 | 4,625 | 1,648 | 6,808 |
| Tenants..... | 184,204,222 | 157,739,128 | 142,575,040 | 15,164,088 | 8,622,660 | 17,842,434 | 19,979 | 17,108 | 15,464 | 1,645 | 935 | 1,935 |
| Share..... | 101,827,229 | 88,457,360 | 80,079,842 | 7,777,518 | 5,017,478 | 8,352,391 | 25,118 | 21,820 | 19,901 | 1,918 | 1,238 | 2,060 |
| Share-cash..... | 6,588,171 | 5,781,415 | 5,252,440 | 528,975 | 806,327 | 600,429 | 23,870 | 20,947 | 19,081 | 1,917 | 1,110 | 1,813 |
| Cash..... | 66,153,218 | 55,820,752 | 49,710,279 | 6,110,473 | 2,778,243 | 7,554,223 | 15,359 | 12,960 | 11,642 | 1,419 | 645 | 1,754 |
| Unspecified..... | 9,635,604 | 7,679,601 | 6,932,479 | 747,122 | 520,612 | 1,435,391 | 16,528 | 13,173 | 11,891 | 1,282 | 893 | 2,482 |
| Colored farmers, total | 6,213,950 | 5,386,799 | 4,854,392 | 532,407 | 277,382 | 548,769 | 10,845 | 9,401 | 8,472 | 929 | 484 | 959 |
| Owners..... | 3,279,822 | 2,699,862 | 2,384,280 | 315,582 | 121,489 | 458,471 | 9,162 | 7,542 | 6,660 | 882 | 339 | 1,281 |
| Owning entire farm..... | 2,695,638 | 2,181,695 | 1,918,945 | 202,650 | 99,284 | 414,759 | 8,668 | 7,015 | 6,170 | 845 | 319 | 1,334 |
| Hiring additional land..... | 584,184 | 518,267 | 465,335 | 52,932 | 22,205 | 43,712 | 12,429 | 11,027 | 9,901 | 1,126 | 472 | 930 |
| Managers..... | 196,682 | 183,275 | 163,525 | 19,750 | 6,550 | 6,857 | 24,585 | 22,909 | 20,441 | 2,409 | 819 | 857 |
| Tenants..... | 2,737,446 | 2,503,662 | 2,306,587 | 197,075 | 149,343 | 84,441 | 13,224 | 12,095 | 11,143 | 952 | 721 | 408 |
| Share..... | 1,833,019 | 1,748,222 | 1,629,272 | 118,950 | 108,838 | 25,959 | 15,435 | 14,330 | 13,355 | 975 | 892 | 213 |
| Share-cash..... | 45,739 | 43,000 | 26,200 | 19,800 | 1,600 | 1,139 | 22,870 | 21,500 | 13,100 | 8,400 | 800 | 570 |
| Cash..... | 761,889 | 670,740 | 615,865 | 54,875 | 37,505 | 53,644 | 10,159 | 8,943 | 8,212 | 732 | 500 | 715 |
| Unspecified..... | 46,799 | 41,700 | 35,250 | 6,450 | 1,400 | 3,689 | 5,850 | 5,213 | 4,406 | 806 | 175 | 462 |
| California. | | | | | | | | | | | | |
| White farmers, total | 3,260,849,029 | 2,913,026,253 | 2,630,003,732 | 283,022,521 | 130,415,398 | 217,407,378 | 29,328 | 26,200 | 23,655 | 2,546 | 1,173 | 1,965 |
| Owners..... | 2,107,992,674 | 1,883,607,285 | 1,671,182,063 | 212,425,222 | 93,244,735 | 131,140,654 | 24,416 | 21,817 | 19,356 | 2,460 | 1,080 | 1,519 |
| Owning entire farm..... | 1,591,935,567 | 1,426,192,715 | 1,248,317,223 | 177,876,432 | 71,828,505 | 93,914,347 | 21,282 | 19,066 | 16,689 | 2,378 | 960 | 1,256 |
| Hiring additional land..... | 516,057,107 | 457,414,570 | 422,864,840 | 84,649,730 | 21,416,230 | 37,226,307 | 44,784 | 36,651 | 36,666 | 2,995 | 1,856 | 3,227 |
| Managers..... | 478,298,504 | 434,038,626 | 404,487,040 | 29,551,686 | 12,176,070 | 32,083,808 | 96,640 | 90,425 | 84,268 | 6,157 | 2,537 | 6,684 |
| Tenants..... | 674,557,851 | 595,380,342 | 554,334,629 | 41,045,713 | 24,994,593 | 54,182,916 | 33,649 | 29,699 | 27,652 | 2,047 | 1,247 | 2,703 |
| Share..... | 328,053,373 | 299,233,776 | 281,824,849 | 17,458,927 | 13,218,434 | 15,551,163 | 39,444 | 35,985 | 33,885 | 2,099 | 1,559 | 1,870 |
| Share-cash..... | 31,193,640 | 28,047,444 | 26,514,679 | 1,832,765 | 1,463,541 | 1,682,661 | 46,558 | 41,862 | 39,574 | 2,288 | 2,184 | 2,511 |
| Cash..... | 300,887,611 | 255,304,597 | 234,453,521 | 20,851,076 | 9,793,890 | 35,789,124 | 28,402 | 24,093 | 22,133 | 1,968 | 924 | 3,378 |
| Unspecified..... | 14,423,221 | 12,744,525 | 11,541,680 | 1,202,945 | 518,728 | 1,156,968 | 30,951 | 27,349 | 24,767 | 2,581 | 1,113 | 2,489 |
| Colored farmers, total | 170,172,832 | 160,784,856 | 153,051,245 | 7,733,611 | 5,653,892 | 3,734,084 | 26,237 | 24,790 | 23,597 | 1,192 | 872 | 576 |
| Owners..... | 19,113,874 | 17,317,126 | 15,870,128 | 1,446,998 | 741,943 | 1,054,805 | 15,377 | 13,932 | 12,768 | 1,164 | 507 | 849 |
| Owning entire farm..... | 15,295,346 | 13,759,886 | 12,483,268 | 1,276,618 | 624,578 | 910,882 | 14,149 | 12,729 | 11,548 | 1,181 | 578 | 843 |
| Hiring additional land..... | 3,818,528 | 3,557,240 | 3,386,860 | 170,380 | 117,365 | 143,923 | 23,571 | 21,958 | 20,907 | 1,052 | 724 | 888 |
| Managers..... | 8,433,101 | 7,993,810 | 7,572,100 | 421,710 | 322,595 | 106,606 | 56,598 | 53,650 | 50,819 | 2,830 | 2,232 | 716 |
| Tenants..... | 142,625,857 | 135,473,020 | 129,609,017 | 5,804,903 | 4,579,354 | 2,572,583 | 27,999 | 26,595 | 25,443 | 1,151 | 899 | 505 |
| Share..... | 57,348,922 | 54,908,772 | 52,249,027 | 2,657,745 | 1,681,111 | 761,039 | 43,200 | 41,408 | 39,403 | 2,004 | 1,268 | 574 |
| Share-cash..... | 4,221,497 | 4,056,880 | 3,937,165 | 119,725 | 111,665 | 52,942 | 68,632 | 56,346 | 54,683 | 1,663 | 1,551 | 735 |
| Cash..... | 79,764,886 | 75,264,392 | 72,220,809 | 3,043,583 | 2,755,015 | 1,734,979 | 21,935 | 20,700 | 19,893 | 837 | 758 | 477 |
| Unspecified..... | 1,301,652 | 1,245,866 | 1,202,016 | 43,850 | 31,563 | 23,623 | 21,684 | 20,764 | 20,034 | 731 | 526 | 394 |

TABLE 23.—NUMBER OF DOMESTIC ANIMALS ON FARMS CLASSIFIED ACCORDING TO COLOR AND TENURE, BY DIVISIONS AND STATES: 1920 AND 1910.

| DIVISION OR STATE AND COLOR AND TENURE. | HORSES. | | MULES. | | ALL CATTLE. | | DAIRY COWS. | | SHEEP. | | SWINE. | |
|---|------------|------------|-----------|-----------|-------------|------------|-------------|------------|------------|------------|------------|------------|
| | 1920 | 1910 | 1920 | 1910 | 1920 | 1910 | 1920 | 1910 | 1920 | 1910 | 1920 | 1910 |
| UNITED STATES. | | | | | | | | | | | | |
| White farmers, total..... | 19,039,140 | 19,088,617 | 4,589,211 | 3,544,445 | 64,677,098 | 59,480,858 | 18,873,632 | 19,655,747 | 34,687,694 | 51,455,417 | 55,888,764 | 54,652,593 |
| Owners..... | 12,863,227 | 13,519,128 | 2,881,428 | 2,252,167 | 45,498,432 | 43,228,923 | 13,345,334 | 14,235,991 | 25,227,630 | 40,013,638 | 36,601,889 | 38,548,020 |
| Managers..... | 494,550 | 426,751 | 138,842 | 111,632 | 3,530,023 | 3,760,042 | 855,681 | 821,530 | 3,457,721 | 5,215,074 | 1,386,579 | 1,073,563 |
| Tenants..... | 5,681,363 | 5,142,738 | 1,578,941 | 1,180,646 | 15,639,043 | 12,491,893 | 5,160,617 | 5,098,226 | 6,002,242 | 6,228,704 | 17,900,596 | 15,031,000 |
| Colored farmers, total..... | 728,021 | 744,496 | 843,180 | 665,324 | 1,975,491 | 2,323,008 | 801,685 | 969,685 | 345,922 | 992,444 | 3,457,645 | 3,533,093 |
| Owners..... | 341,325 | 409,432 | 250,723 | 175,305 | 859,400 | 1,105,369 | 301,356 | 383,225 | 286,322 | 957,315 | 1,156,069 | 1,312,787 |
| Managers..... | 6,240 | 4,523 | 4,899 | 2,963 | 27,069 | 22,557 | 5,449 | 3,789 | 9,533 | 7,703 | 24,900 | 16,508 |
| Tenants..... | 380,456 | 330,541 | 587,558 | 486,556 | 1,088,992 | 1,195,083 | 494,060 | 582,671 | 50,067 | 27,426 | 2,276,676 | 2,203,798 |
| GEOGRAPHIC DIVISIONS. | | | | | | | | | | | | |
| NEW ENGLAND. | | | | | | | | | | | | |
| White farmers, total..... | 304,656 | 354,358 | 2,561 | 1,728 | 1,319,655 | 1,335,440 | 842,205 | 840,971 | 242,553 | 430,597 | 382,871 | 395,761 |
| Owners..... | 266,699 | 310,597 | 2,042 | 1,453 | 1,134,901 | 1,143,711 | 719,600 | 714,692 | 210,897 | 383,580 | 307,914 | 315,155 |
| Managers..... | 13,705 | 16,399 | 243 | 142 | 60,372 | 53,947 | 36,081 | 37,566 | 17,738 | 21,655 | 42,160 | 43,907 |
| Tenants..... | 24,252 | 27,362 | 276 | 133 | 123,782 | 133,682 | 86,527 | 88,713 | 13,918 | 24,972 | 32,797 | 36,629 |
| Colored farmers, total..... | 389 | 397 | 8 | 1 | 1,207 | 1,110 | 720 | 727 | 153 | 165 | 881 | 881 |
| Owners..... | 278 | 301 | 7 | 1 | 765 | 833 | 472 | 553 | 60 | 117 | 625 | 672 |
| Managers..... | 57 | 34 | 1 | | 209 | 88 | 118 | 41 | 93 | 33 | 119 | 29 |
| Tenants..... | 54 | 62 | | | 233 | 189 | 130 | 133 | | 15 | 137 | 160 |
| MIDDLE ATLANTIC. | | | | | | | | | | | | |
| White farmers, total..... | 1,111,245 | 1,226,214 | 67,818 | 52,299 | 8,861,106 | 4,225,172 | 2,492,505 | 2,592,889 | 1,096,830 | 1,841,761 | 1,923,952 | 1,786,278 |
| Owners..... | 805,677 | 876,459 | 37,671 | 27,044 | 2,773,128 | 2,067,858 | 1,777,006 | 1,791,412 | 819,616 | 1,373,252 | 1,316,176 | 1,228,490 |
| Managers..... | 36,975 | 36,943 | 4,802 | 3,411 | 134,134 | 110,721 | 78,767 | 66,290 | 47,987 | 45,253 | 93,523 | 50,821 |
| Tenants..... | 268,993 | 313,107 | 25,945 | 21,844 | 653,844 | 1,146,593 | 636,132 | 735,187 | 229,227 | 423,184 | 514,253 | 497,997 |
| Colored farmers, total..... | 3,513 | 3,472 | 291 | 117 | 8,145 | 7,349 | 5,765 | 4,763 | 1,078 | 2,296 | 6,781 | 4,543 |
| Owners..... | 2,011 | 2,193 | 120 | 47 | 4,135 | 4,304 | 2,826 | 2,762 | 701 | 875 | 3,487 | 2,397 |
| Managers..... | 241 | 179 | 20 | 27 | 850 | 670 | 569 | 359 | 40 | 81 | 827 | 446 |
| Tenants..... | 1,261 | 1,103 | 151 | 43 | 3,160 | 2,475 | 2,370 | 1,642 | 337 | 1,340 | 2,467 | 1,700 |
| EAST NORTH CENTRAL. | | | | | | | | | | | | |
| White farmers, total..... | 4,102,216 | 4,388,652 | 308,530 | 257,363 | 10,378,436 | 9,801,738 | 5,040,271 | 4,820,321 | 5,068,456 | 9,529,912 | 14,150,436 | 14,426,751 |
| Owners..... | 2,640,737 | 2,960,900 | 178,278 | 153,524 | 7,554,288 | 7,180,789 | 3,594,161 | 3,518,970 | 3,496,908 | 7,051,367 | 8,525,474 | 9,062,546 |
| Managers..... | 68,593 | 61,062 | 10,054 | 7,811 | 237,633 | 161,246 | 80,123 | 58,662 | 153,640 | 178,081 | 334,399 | 253,066 |
| Tenants..... | 1,393,886 | 1,366,790 | 120,198 | 95,728 | 3,086,515 | 2,459,703 | 1,365,987 | 1,242,680 | 1,415,818 | 2,300,464 | 5,190,563 | 4,511,139 |
| Colored farmers, total..... | 11,434 | 12,790 | 1,896 | 2,060 | 19,591 | 17,359 | 10,527 | 9,206 | 6,850 | 12,322 | 32,212 | 34,308 |
| Owners..... | 7,221 | 8,360 | 1,086 | 1,107 | 13,008 | 11,535 | 7,545 | 6,396 | 3,278 | 7,098 | 10,935 | 20,632 |
| Managers..... | 305 | 292 | 72 | 107 | 802 | 840 | 336 | 201 | 306 | 1,293 | 1,631 | 1,547 |
| Tenants..... | 3,908 | 4,132 | 738 | 846 | 5,781 | 4,984 | 2,646 | 2,609 | 3,266 | 3,031 | 13,646 | 12,079 |
| WEST NORTH CENTRAL. | | | | | | | | | | | | |
| White farmers, total..... | 6,892,525 | 6,736,467 | 841,788 | 710,968 | 20,112,522 | 17,543,713 | 4,498,988 | 5,314,201 | 4,942,104 | 5,059,569 | 21,671,919 | 21,233,172 |
| Owners..... | 4,437,135 | 4,724,868 | 530,703 | 471,020 | 13,545,824 | 12,922,197 | 3,038,367 | 3,851,088 | 3,596,326 | 4,052,957 | 13,529,444 | 16,031,175 |
| Managers..... | 93,704 | 78,585 | 16,725 | 15,311 | 506,861 | 445,714 | 80,327 | 43,343 | 187,843 | 153,953 | 373,451 | 328,606 |
| Tenants..... | 2,361,686 | 1,933,014 | 294,360 | 224,637 | 6,059,837 | 4,175,802 | 1,419,294 | 1,419,770 | 1,157,935 | 852,659 | 7,469,024 | 5,873,301 |
| Colored farmers, total..... | 49,374 | 57,725 | 5,160 | 4,994 | 60,663 | 104,001 | 10,133 | 13,405 | 7,598 | 5,440 | 42,907 | 48,337 |
| Owners..... | 41,985 | 50,458 | 2,736 | 2,712 | 48,484 | 89,131 | 7,161 | 10,055 | 2,241 | 4,309 | 25,250 | 30,151 |
| Managers..... | 497 | 641 | 217 | 303 | 1,619 | 6,077 | 106 | 3,781 | 100 | 100 | 2,258 | 3,212 |
| Tenants..... | 7,492 | 6,626 | 2,207 | 1,949 | 10,560 | 8,793 | 2,766 | 3,154 | 1,570 | 1,040 | 15,399 | 14,974 |
| SOUTH ATLANTIC. | | | | | | | | | | | | |
| White farmers, total..... | 867,067 | 963,775 | 747,489 | 526,674 | 4,120,564 | 4,251,800 | 1,396,132 | 1,525,613 | 1,198,372 | 2,489,330 | 5,110,293 | 4,740,117 |
| Owners..... | 637,433 | 721,273 | 483,377 | 347,556 | 3,164,550 | 3,391,299 | 1,005,510 | 1,134,101 | 1,006,472 | 2,101,150 | 3,634,012 | 3,575,202 |
| Managers..... | 22,375 | 21,622 | 23,591 | 17,320 | 166,837 | 103,327 | 34,457 | 20,138 | 48,574 | 68,740 | 176,818 | 98,598 |
| Tenants..... | 207,259 | 221,880 | 241,521 | 161,798 | 789,177 | 757,174 | 356,165 | 362,374 | 143,326 | 319,431 | 1,299,463 | 1,069,317 |
| Colored farmers, total..... | 171,976 | 147,412 | 331,544 | 222,583 | 582,139 | 587,521 | 276,903 | 285,141 | 11,052 | 24,223 | 1,425,413 | 1,223,803 |
| Owners..... | 81,056 | 72,998 | 83,174 | 40,807 | 219,015 | 245,734 | 92,823 | 108,705 | 5,121 | 12,364 | 475,439 | 465,706 |
| Managers..... | 1,813 | 1,129 | 1,707 | 1,013 | 5,998 | 4,467 | 1,847 | 1,384 | 1,951 | 2,286 | 9,827 | 5,047 |
| Tenants..... | 89,107 | 73,285 | 246,663 | 174,763 | 357,136 | 337,320 | 182,233 | 175,052 | 3,980 | 9,573 | 940,147 | 753,050 |
| EAST SOUTH CENTRAL. | | | | | | | | | | | | |
| White farmers, total..... | 895,368 | 973,020 | 995,419 | 751,212 | 3,882,105 | 3,200,725 | 1,385,976 | 1,269,655 | 1,303,517 | 2,470,844 | 5,075,028 | 4,284,322 |
| Owners..... | 634,004 | 741,009 | 711,165 | 537,116 | 2,980,695 | 2,476,248 | 1,023,123 | 988,262 | 1,120,447 | 2,137,153 | 3,677,158 | 3,277,108 |
| Managers..... | 8,887 | 11,301 | 18,599 | 14,790 | 90,005 | 50,803 | 12,199 | 14,272 | 23,952 | 45,046 | 72,692 | 53,785 |
| Tenants..... | 222,977 | 220,710 | 265,655 | 199,306 | 811,405 | 673,674 | 350,654 | 317,121 | 159,118 | 288,645 | 1,325,278 | 963,429 |
| Colored farmers, total..... | 180,309 | 171,570 | 254,302 | 252,592 | 667,681 | 741,801 | 292,016 | 358,406 | 14,832 | 25,377 | 1,131,914 | 1,144,284 |
| Owners..... | 54,370 | 57,092 | 69,672 | 58,719 | 216,508 | 225,021 | 90,276 | 101,482 | 9,860 | 12,364 | 308,498 | 308,293 |
| Managers..... | 748 | 662 | 1,544 | 789 | 5,881 | 2,250 | 1,650 | 776 | 1,009 | 1,374 | 5,651 | 3,412 |
| Tenants..... | 125,132 | 113,825 | 183,086 | 193,084 | 445,232 | 513,930 | 200,090 | 256,148 | 3,963 | 5,729 | 822,765 | 832,636 |
| WEST SOUTH CENTRAL. | | | | | | | | | | | | |
| White farmers, total..... | 1,935,321 | 2,117,815 | 1,438,486 | 1,105,536 | 9,567,337 | 9,985,771 | 1,687,510 | 1,963,217 | 2,895,986 | 2,176,555 | 4,969,698 | 5,966,075 |
| Owners..... | 1,181,405 | 1,339,812 | 813,269 | 619,471 | 6,375,108 | 6,641,445 | 1,112,977 | 1,319,780 | 2,061,045 | 1,755,213 | 3,365,200 | 4,157,577 |
| Managers..... | 42,656 | 52,103 | 40,613 | 38,424 | 904,350 | 1,182,110 | 18,359 | 20,779 | 159,823 | 87,645 | 98,825 | 98,825 |
| Tenants..... | 711,260 | 725,900 | 584,604 | 447,641 | 2,287,879 | 2,162,216 | 556,174 | 622,658 | 519,230 | 201,510 | 1,516,553 | 1,709,616 |
| Colored farmers, total..... | 225,166 | 231,214 | 246,973 | 180,842 | 540,590 | 735,241 | 194,351 | 286,336 | 12,844 | 17,102 | 788,607 | 1,055,870 |
| Owners..... | 93,302 | 108,999 | 92,520 | 64,776 | 281,081 | 406,216 | 95,697 | 144,043 | 7,329 | 14,392 | 320,033 | 476,096 |
| Managers..... | 1,431 | 887 | 1,251 | 668 | 9,683 | 6,332 | 806 | 617 | 1,826 | 1,113 | 3,813 | 2,349 |
| Tenants..... | 130,433 | 121,328 | 153,102 | 115,398 | 249,766 | 322,693 | 89,348 | 141,616 | 3,689 | 2,592 | 464,761 | 577,515 |

COLOR AND TENURE OF FARMER.

TABLE 23.—NUMBER OF DOMESTIC ANIMALS ON FARMS CLASSIFIED ACCORDING TO COLOR AND TENURE, BY DIVISIONS AND STATES: 1920 AND 1910—Continued.

| DIVISION OR STATE AND COLOR AND TENURE. | HORSES. | | MULES. | | ALL CATTLE. | | DAIRY COWS. | | SHEEP. | | SWINE. | |
|---|-----------|-----------|--------|--------|-------------|-----------|-------------|---------|------------|------------|-----------|-----------|
| | 1920 | 1910 | 1920 | 1910 | 1920 | 1910 | 1920 | 1910 | 1920 | 1910 | 1920 | 1910 |
| GEOG. DIVISIONS—Con. | | | | | | | | | | | | |
| MOUNTAIN. | | | | | | | | | | | | |
| White farmers, total..... | 2,017,896 | 1,329,775 | 87,968 | 47,507 | 7,534,013 | 5,959,829 | 617,655 | 507,846 | 12,930,123 | 21,886,196 | 1,185,099 | 637,178 |
| Owners..... | 1,587,762 | 1,105,412 | 64,764 | 37,039 | 5,746,851 | 4,542,164 | 495,936 | 429,797 | 9,573,282 | 17,080,048 | 904,757 | 504,434 |
| Managers..... | 156,017 | 87,225 | 8,021 | 4,176 | 977,093 | 1,007,302 | 14,408 | 15,064 | 2,033,037 | 3,832,323 | 63,487 | 41,690 |
| Tenants..... | 274,117 | 137,138 | 15,183 | 5,662 | 810,069 | 410,403 | 107,311 | 62,985 | 1,323,754 | 973,825 | 216,855 | 91,054 |
| Colored farmers, total..... | 57,759 | 97,282 | 1,373 | 1,450 | 65,676 | 100,796 | 1,990 | 6,620 | 276,860 | 884,095 | 7,601 | 3,733 |
| Owners..... | 51,359 | 95,031 | 1,045 | 1,359 | 55,876 | 98,115 | 1,477 | 6,372 | 245,883 | 879,194 | 4,222 | 2,532 |
| Managers..... | 392 | 415 | 10 | 15 | 2,020 | 1,733 | 50 | 98 | 80 | 2,400 | 95 | 179 |
| Tenants..... | 6,008 | 1,836 | 318 | 76 | 6,780 | 948 | 463 | 150 | 30,897 | 2,501 | 3,284 | 1,022 |
| PACIFIC. | | | | | | | | | | | | |
| White farmers, total..... | 942,846 | 998,541 | 99,152 | 91,158 | 3,491,960 | 3,175,870 | 912,387 | 821,934 | 5,011,653 | 5,570,743 | 1,419,468 | 1,172,909 |
| Owners..... | 663,475 | 739,798 | 60,159 | 57,014 | 2,223,087 | 1,968,212 | 581,054 | 537,839 | 3,342,647 | 4,078,609 | 941,451 | 796,333 |
| Managers..... | 52,438 | 60,906 | 12,194 | 10,247 | 462,338 | 640,474 | 30,900 | 36,410 | 629,189 | 708,129 | 142,504 | 95,148 |
| Tenants..... | 226,933 | 197,837 | 26,799 | 23,897 | 716,535 | 572,834 | 300,373 | 246,729 | 1,039,817 | 784,005 | 335,510 | 281,428 |
| Colored farmers, total..... | 27,501 | 22,825 | 1,733 | 715 | 29,829 | 27,830 | 8,760 | 5,081 | 14,655 | 21,424 | 21,329 | 17,354 |
| Owners..... | 9,734 | 13,994 | 363 | 277 | 19,468 | 23,849 | 3,079 | 2,857 | 11,849 | 20,701 | 6,580 | 6,405 |
| Managers..... | 756 | 287 | 77 | 41 | 617 | 200 | 67 | 87 | 447 | 18 | 679 | 287 |
| Tenants..... | 17,011 | 8,344 | 1,293 | 397 | 9,744 | 3,781 | 5,614 | 2,137 | 2,359 | 705 | 14,070 | 10,662 |
| NEW ENGLAND. | | | | | | | | | | | | |
| Maine. | | | | | | | | | | | | |
| White farmers, total..... | 94,329 | 107,544 | 444 | 357 | 300,686 | 256,481 | 175,382 | 156,793 | 119,461 | 206,409 | 91,188 | 37,122 |
| Owners..... | 88,899 | 101,602 | 403 | 333 | 283,821 | 248,853 | 165,888 | 148,825 | 112,654 | 188,798 | 83,431 | 79,567 |
| Managers..... | 1,906 | 2,850 | 12 | 12 | 6,987 | 5,654 | 3,820 | 3,492 | 3,350 | 3,448 | 3,861 | 4,743 |
| Tenants..... | 3,524 | 3,092 | 29 | 12 | 9,878 | 6,974 | 6,974 | 4,476 | 3,148 | 4,163 | 3,846 | 2,812 |
| Colored farmers, total..... | 21 | 30 | 1 | 1 | 61 | 42 | 43 | 26 | 10 | 25 | 18 | 34 |
| Owners..... | 21 | 30 | 1 | 1 | 61 | 37 | 43 | 22 | 10 | 10 | 16 | 26 |
| Managers..... | | | | | | | | | | | | |
| Tenants..... | | | | | | 5 | | 4 | | 15 | | 8 |
| New Hampshire. | | | | | | | | | | | | |
| White farmers, total..... | 38,151 | 46,214 | 248 | 195 | 163,499 | 167,764 | 95,914 | 101,242 | 27,988 | 43,764 | 41,577 | 45,197 |
| Owners..... | 34,025 | 41,538 | 218 | 176 | 145,700 | 152,247 | 85,692 | 91,655 | 24,112 | 39,510 | 34,230 | 37,039 |
| Managers..... | 1,571 | 1,989 | 8 | 4 | 7,369 | 6,543 | 3,507 | 3,958 | 2,585 | 2,398 | 4,243 | 5,308 |
| Tenants..... | 2,555 | 2,687 | 22 | 15 | 10,430 | 8,974 | 6,715 | 5,620 | 1,291 | 1,856 | 3,095 | 2,850 |
| Colored farmers, total..... | 43 | 15 | | | 154 | 87 | 83 | 36 | 33 | 8 | 78 | 40 |
| Owners..... | 16 | 6 | | | 56 | 31 | 29 | 13 | | 8 | 20 | 14 |
| Managers..... | 26 | | | | 46 | | 34 | | 33 | | 48 | |
| Tenants..... | 1 | 9 | | | 52 | 36 | 20 | 23 | | | 1 | 26 |
| Vermont. | | | | | | | | | | | | |
| White farmers, total..... | 77,170 | 80,754 | 600 | 439 | 435,163 | 430,177 | 289,936 | 265,393 | 62,704 | 118,515 | 72,671 | 94,793 |
| Owners..... | 64,783 | 67,782 | 488 | 369 | 357,531 | 346,990 | 235,603 | 211,235 | 51,260 | 98,915 | 58,526 | 76,012 |
| Managers..... | 2,054 | 2,353 | 22 | 28 | 11,955 | 6,543 | 7,420 | 6,579 | 4,016 | 5,288 | 3,820 | 3,850 |
| Tenants..... | 10,333 | 10,619 | 90 | 32 | 65,677 | 72,348 | 46,913 | 47,520 | 7,428 | 14,312 | 10,325 | 14,931 |
| Colored farmers, total..... | 61 | 27 | 1 | 1 | 317 | 137 | 186 | 90 | 52 | 36 | 90 | 28 |
| Owners..... | 42 | 23 | 1 | 1 | 220 | 123 | 121 | 79 | 33 | 36 | 55 | 22 |
| Managers..... | 9 | | | | 31 | | 15 | | 19 | | 22 | |
| Tenants..... | 10 | 4 | | | 66 | 14 | 47 | 11 | | | 13 | 6 |
| Massachusetts. | | | | | | | | | | | | |
| White farmers, total..... | 50,456 | 64,156 | 329 | 268 | 215,746 | 252,110 | 147,106 | 171,746 | 18,878 | 32,708 | 103,744 | 102,660 |
| Owners..... | 42,209 | 53,549 | 275 | 201 | 180,342 | 210,312 | 123,195 | 142,742 | 12,896 | 24,437 | 76,289 | 71,084 |
| Managers..... | 4,718 | 6,076 | 34 | 34 | 20,161 | 23,005 | 13,137 | 15,495 | 5,291 | 6,892 | 19,363 | 23,381 |
| Tenants..... | 3,439 | 4,531 | 20 | 33 | 15,243 | 18,793 | 10,774 | 13,509 | 691 | 1,329 | 8,092 | 8,195 |
| Colored farmers, total..... | 149 | 127 | 3 | 3 | 353 | 306 | 225 | 190 | 2 | 2 | 448 | 358 |
| Owners..... | 131 | 115 | 3 | 3 | 336 | 272 | 218 | 168 | | | 411 | 333 |
| Managers..... | 8 | 4 | | | 15 | 9 | 7 | 5 | | | 25 | 3 |
| Tenants..... | 10 | 8 | | | 2 | 25 | | 17 | | | 12 | 22 |
| Rhode Island. | | | | | | | | | | | | |
| White farmers, total..... | 6,521 | 9,495 | 75 | 63 | 30,494 | 34,069 | 21,412 | 23,275 | 2,738 | 6,787 | 12,790 | 13,953 |
| Owners..... | 4,838 | 6,916 | 57 | 46 | 21,706 | 24,038 | 15,116 | 16,407 | 1,819 | 4,863 | 9,298 | 9,359 |
| Managers..... | 629 | 990 | 7 | 7 | 3,160 | 3,068 | 2,214 | 2,132 | 577 | 908 | 1,474 | 2,062 |
| Tenants..... | 1,054 | 1,589 | 11 | 10 | 5,628 | 6,963 | 4,082 | 4,736 | 340 | 1,016 | 2,020 | 2,595 |
| Colored farmers, total..... | 19 | 52 | | | 25 | 79 | 19 | 54 | | 2 | 79 | 85 |
| Owners..... | 13 | 45 | | | 13 | 59 | 9 | 37 | | 2 | 22 | 58 |
| Managers..... | 2 | | | | | | | | | | | |
| Tenants..... | 4 | 7 | | | 12 | 20 | 10 | 17 | | | 57 | 27 |
| Connecticut. | | | | | | | | | | | | |
| White farmers, total..... | 38,029 | 46,195 | 865 | 416 | 173,467 | 194,339 | 112,458 | 122,522 | 10,786 | 22,324 | 60,901 | 52,056 |
| Owners..... | 31,855 | 39,210 | 601 | 328 | 145,801 | 166,271 | 94,406 | 103,778 | 7,856 | 17,307 | 46,083 | 42,097 |
| Managers..... | 2,827 | 2,641 | 160 | 57 | 10,740 | 9,238 | 5,983 | 5,910 | 1,910 | 2,721 | 9,399 | 4,713 |
| Tenants..... | 3,347 | 4,344 | 104 | 31 | 16,926 | 19,330 | 12,069 | 12,834 | 1,020 | 2,286 | 5,419 | 5,246 |
| Colored farmers, total..... | 96 | 146 | 4 | 4 | 297 | 479 | 164 | 331 | 56 | 94 | 170 | 316 |
| Owners..... | 55 | 82 | 3 | 3 | 79 | 311 | 49 | 234 | 15 | 61 | 92 | 219 |
| Managers..... | 12 | 30 | 1 | 1 | 117 | 79 | 62 | 36 | 41 | 33 | 24 | 26 |
| Tenants..... | 29 | 34 | | | 101 | 89 | 53 | 61 | | 54 | 54 | 71 |

TABLE 28.—NUMBER OF DOMESTIC ANIMALS ON FARMS CLASSIFIED ACCORDING TO COLOR AND TENURE, BY DIVISIONS AND STATES: 1920 AND 1910—Continued.

| DIVISION OR STATE AND COLOR AND TENURE. | HORSES. | | MULES. | | ALL CATTLE. | | DAIRY COWS. | | SHEEP. | | SWINE. | |
|---|-----------|-----------|---------|---------|-------------|-----------|-------------|-----------|-----------|-----------|-----------|-----------|
| | 1920 | 1910 | 1920 | 1910 | 1920 | 1910 | 1920 | 1910 | 1920 | 1910 | 1920 | 1910 |
| MIDDLE ATLANTIC. | | | | | | | | | | | | |
| New York. | | | | | | | | | | | | |
| White farmers, total..... | 584,812 | 589,467 | 7,290 | 4,046 | 2,140,255 | 2,419,086 | 1,479,133 | 1,507,123 | 578,339 | 929,611 | 598,751 | 665,051 |
| Owners..... | 397,204 | 433,531 | 6,257 | 2,848 | 1,579,144 | 1,725,555 | 1,080,158 | 1,059,570 | 417,416 | 675,749 | 425,915 | 468,383 |
| Managers..... | 16,325 | 17,319 | 475 | 851 | 65,042 | 60,806 | 45,052 | 37,006 | 28,543 | 26,393 | 30,832 | 25,318 |
| Tenants..... | 121,283 | 138,607 | 1,558 | 847 | 496,069 | 632,724 | 353,923 | 410,487 | 132,380 | 227,499 | 142,006 | 170,350 |
| Colored farmers, total..... | 1,359 | 1,541 | 33 | 6 | 3,989 | 3,917 | 2,785 | 2,471 | 387 | 689 | 1,809 | 1,128 |
| Owners..... | 989 | 1,240 | 15 | 6 | 2,670 | 3,010 | 1,850 | 1,832 | 202 | 320 | 1,028 | 798 |
| Managers..... | 89 | 21 | 6 | 6 | 406 | 131 | 269 | 93 | 11 | 11 | 310 | 85 |
| Tenants..... | 281 | 280 | 18 | 6 | 913 | 770 | 666 | 496 | 114 | 369 | 465 | 245 |
| New Jersey. | | | | | | | | | | | | |
| White farmers, total..... | 71,562 | 37,979 | 5,501 | 4,000 | 178,116 | 221,528 | 129,479 | 153,409 | 10,450 | 30,569 | 137,039 | 145,578 |
| Owners..... | 46,939 | 56,017 | 3,524 | 2,403 | 107,408 | 134,003 | 77,816 | 91,737 | 6,830 | 20,177 | 86,392 | 89,219 |
| Managers..... | 3,825 | 4,786 | 462 | 281 | 11,408 | 10,524 | 7,830 | 6,951 | 2,133 | 3,300 | 10,215 | 9,368 |
| Tenants..... | 20,798 | 26,276 | 1,602 | 1,396 | 59,240 | 77,001 | 43,833 | 64,721 | 1,687 | 7,112 | 40,432 | 49,993 |
| Colored farmers, total..... | 1,059 | 943 | 114 | 41 | 1,343 | 1,471 | 1,018 | 1,009 | 21 | 94 | 2,183 | 1,427 |
| Owners..... | 421 | 377 | 35 | 10 | 1,330 | 1,390 | 958 | 233 | 1 | 60 | 958 | 565 |
| Managers..... | 54 | 79 | 6 | 10 | 195 | 185 | 158 | 115 | 12 | 60 | 144 | 98 |
| Tenants..... | 584 | 487 | 74 | 21 | 790 | 956 | 602 | 661 | 9 | 34 | 1,081 | 768 |
| Pennsylvania. | | | | | | | | | | | | |
| White farmers, total..... | 504,871 | 548,768 | 54,937 | 44,253 | 1,542,735 | 1,584,558 | 883,893 | 932,357 | 508,041 | 881,561 | 1,188,162 | 975,649 |
| Owners..... | 361,434 | 385,961 | 28,800 | 21,793 | 1,086,576 | 1,108,299 | 619,632 | 640,105 | 395,470 | 677,326 | 803,871 | 670,888 |
| Managers..... | 16,525 | 14,543 | 3,022 | 2,799 | 57,624 | 30,301 | 27,855 | 22,273 | 17,311 | 15,612 | 52,476 | 27,137 |
| Tenants..... | 126,912 | 148,264 | 22,125 | 19,661 | 398,535 | 436,868 | 236,376 | 269,979 | 95,260 | 188,573 | 331,815 | 277,624 |
| Colored farmers, total..... | 1,095 | 988 | 144 | 70 | 2,813 | 1,961 | 1,962 | 1,283 | 670 | 1,513 | 2,789 | 1,988 |
| Owners..... | 601 | 576 | 70 | 31 | 1,107 | 958 | 718 | 647 | 439 | 555 | 1,501 | 1,034 |
| Managers..... | 98 | 76 | 15 | 17 | 249 | 254 | 142 | 151 | 17 | 21 | 367 | 265 |
| Tenants..... | 396 | 336 | 59 | 22 | 1,457 | 749 | 1,102 | 485 | 214 | 937 | 921 | 689 |
| EAST NORTH CENTRAL. | | | | | | | | | | | | |
| Ohio. | | | | | | | | | | | | |
| White farmers, total..... | 806,559 | 905,668 | 31,404 | 22,701 | 1,919,282 | 1,881,803 | 884,046 | 902,109 | 2,098,159 | 3,902,516 | 3,070,292 | 3,092,018 |
| Owners..... | 517,301 | 612,447 | 18,257 | 13,234 | 1,274,268 | 1,286,733 | 589,349 | 627,823 | 1,430,282 | 2,824,202 | 1,826,201 | 2,022,973 |
| Managers..... | 13,707 | 13,339 | 1,308 | 1,041 | 43,148 | 32,890 | 15,348 | 12,713 | 40,029 | 60,212 | 67,522 | 56,272 |
| Tenants..... | 275,551 | 279,882 | 11,844 | 8,426 | 601,866 | 612,180 | 279,340 | 261,573 | 618,848 | 1,018,102 | 1,176,569 | 1,012,773 |
| Colored farmers, total..... | 4,133 | 4,556 | 222 | 149 | 7,541 | 5,804 | 4,011 | 3,016 | 4,391 | 6,046 | 13,554 | 13,009 |
| Owners..... | 2,321 | 2,818 | 117 | 83 | 4,409 | 3,610 | 2,734 | 1,928 | 1,838 | 3,346 | 6,486 | 8,028 |
| Managers..... | 158 | 114 | 32 | 3 | 434 | 140 | 177 | 35 | 275 | 686 | 837 | 529 |
| Tenants..... | 1,654 | 1,624 | 73 | 63 | 2,698 | 2,039 | 1,100 | 1,053 | 2,278 | 2,614 | 6,231 | 5,052 |
| Indiana. | | | | | | | | | | | | |
| White farmers, total..... | 715,731 | 811,727 | 99,896 | 81,676 | 1,543,903 | 1,360,840 | 807,009 | 632,489 | 643,537 | 1,335,945 | 3,750,186 | 3,607,083 |
| Owners..... | 445,405 | 545,328 | 61,438 | 51,919 | 1,005,772 | 969,982 | 405,601 | 452,231 | 406,127 | 945,003 | 2,271,663 | 2,460,465 |
| Managers..... | 10,539 | 12,728 | 3,348 | 2,837 | 39,580 | 30,952 | 8,119 | 8,728 | 17,494 | 20,516 | 81,194 | 62,566 |
| Tenants..... | 259,787 | 253,671 | 35,110 | 26,920 | 498,551 | 359,906 | 193,289 | 171,530 | 219,916 | 361,426 | 1,397,329 | 1,084,062 |
| Colored farmers, total..... | 1,502 | 1,917 | 462 | 492 | 2,192 | 2,176 | 1,202 | 1,102 | 352 | 1,022 | 6,949 | 6,823 |
| Owners..... | 814 | 1,171 | 209 | 249 | 1,392 | 1,192 | 705 | 692 | 143 | 507 | 3,445 | 4,101 |
| Managers..... | 35 | 41 | 20 | 38 | 53 | 188 | 27 | 82 | 19 | 110 | 422 | 134 |
| Tenants..... | 653 | 705 | 233 | 205 | 747 | 796 | 380 | 328 | 190 | 345 | 3,082 | 2,588 |
| Illinois. | | | | | | | | | | | | |
| White farmers, total..... | 1,294,407 | 1,449,787 | 167,094 | 146,429 | 3,784,197 | 2,436,685 | 955,606 | 1,048,268 | 637,051 | 1,059,123 | 4,681,205 | 4,676,648 |
| Owners..... | 650,798 | 801,062 | 91,340 | 83,668 | 1,568,387 | 1,490,396 | 516,982 | 608,484 | 403,972 | 763,421 | 2,476,433 | 2,821,986 |
| Managers..... | 23,621 | 10,204 | 4,344 | 3,658 | 67,670 | 44,860 | 15,360 | 12,777 | 21,733 | 23,888 | 131,093 | 90,263 |
| Tenants..... | 613,988 | 629,581 | 70,910 | 59,103 | 1,153,140 | 901,429 | 423,264 | 427,007 | 211,346 | 271,814 | 2,023,679 | 1,764,399 |
| Colored farmers, total..... | 2,445 | 3,100 | 1,180 | 1,404 | 4,041 | 3,892 | 1,707 | 1,955 | 634 | 723 | 7,977 | 9,714 |
| Owners..... | 1,285 | 1,727 | 734 | 764 | 2,428 | 2,267 | 1,075 | 1,237 | 446 | 224 | 4,248 | 5,516 |
| Managers..... | 60 | 100 | 20 | 66 | 143 | 428 | 27 | 34 | 12 | 422 | 280 | 850 |
| Tenants..... | 1,100 | 1,273 | 426 | 574 | 1,470 | 1,197 | 605 | 684 | 176 | 77 | 3,449 | 3,348 |
| Michigan. | | | | | | | | | | | | |
| White farmers, total..... | 603,697 | 607,887 | 5,855 | 3,687 | 1,582,730 | 1,494,541 | 799,997 | 795,174 | 1,207,949 | 2,303,065 | 1,103,598 | 1,242,456 |
| Owners..... | 473,177 | 494,222 | 4,173 | 2,709 | 1,236,028 | 1,220,266 | 620,115 | 621,555 | 871,783 | 1,752,423 | 810,269 | 953,708 |
| Managers..... | 10,195 | 8,580 | 286 | 161 | 35,353 | 23,146 | 14,235 | 9,804 | 44,916 | 48,398 | 25,107 | 23,043 |
| Tenants..... | 120,325 | 105,085 | 1,396 | 757 | 311,349 | 251,129 | 159,647 | 133,815 | 291,250 | 502,244 | 268,222 | 265,645 |
| Colored farmers, total..... | 1,812 | 2,146 | 29 | 13 | 3,312 | 3,282 | 2,098 | 1,909 | 1,242 | 3,411 | 2,468 | 3,377 |
| Owners..... | 1,358 | 1,677 | 23 | 9 | 2,583 | 2,511 | 1,613 | 1,448 | 620 | 2,507 | 1,694 | 2,440 |
| Managers..... | 19 | 23 | 6 | 43 | 43 | 40 | 27 | 31 | 13 | 75 | 43 | 137 |
| Tenants..... | 435 | 446 | 6 | 4 | 686 | 731 | 458 | 430 | 622 | 329 | 731 | 924 |
| Wisconsin. | | | | | | | | | | | | |
| White farmers, total..... | 681,822 | 613,583 | 4,281 | 2,870 | 3,048,324 | 2,677,869 | 1,793,613 | 1,472,281 | 479,760 | 929,263 | 1,595,155 | 1,808,546 |
| Owners..... | 557,056 | 507,901 | 3,070 | 2,234 | 2,474,833 | 2,213,412 | 1,456,114 | 1,208,877 | 375,834 | 766,318 | 1,240,908 | 1,403,364 |
| Managers..... | 10,531 | 8,111 | 273 | 114 | 51,882 | 29,398 | 27,061 | 14,640 | 29,468 | 16,067 | 29,483 | 29,022 |
| Tenants..... | 114,235 | 97,571 | 938 | 522 | 521,609 | 435,059 | 310,438 | 248,764 | 74,458 | 140,878 | 324,764 | 384,260 |
| Colored farmers, total..... | 1,542 | 1,071 | 3 | 2 | 2,505 | 2,205 | 1,500 | 1,224 | 231 | 520 | 1,264 | 785 |
| Owners..... | 1,443 | 973 | 3 | 2 | 2,196 | 1,949 | 1,328 | 1,091 | 231 | 454 | 1,062 | 597 |
| Managers..... | 33 | 14 | 6 | 6 | 129 | 35 | 78 | 19 | 1 | 49 | 21 | 21 |
| Tenants..... | 66 | 84 | 6 | 6 | 180 | 221 | 103 | 114 | 66 | 153 | 153 | 167 |

COLOR AND TENURE OF FARMER.

TABLE 23.—NUMBER OF DOMESTIC ANIMALS ON FARMS CLASSIFIED ACCORDING TO COLOR AND TENURE, BY DIVISIONS AND STATES: 1920 AND 1910—Continued.

| DIVISION OR STATE AND COLOR AND TENURE. | HORSES. | | MULES. | | ALL CATTLE. | | DAIRY COWS. | | SHEEP. | | SWINE. | |
|---|-----------|-----------|---------|---------|-------------|-----------|-------------|-----------|-----------|-----------|-----------|-----------|
| | 1920 | 1910 | 1920 | 1910 | 1920 | 1910 | 1920 | 1910 | 1920 | 1910 | 1920 | 1910 |
| WEST NORTH CENTRAL. | | | | | | | | | | | | |
| Minnesota. | | | | | | | | | | | | |
| White farmers, total | 932,104 | 752,326 | 10,234 | 5,789 | 3,019,048 | 2,346,107 | 1,227,313 | 1,084,769 | 508,622 | 637,425 | 2,360,303 | 1,519,753 |
| Owners | 644,223 | 566,071 | 6,447 | 3,911 | 2,182,085 | 1,837,092 | 914,883 | 862,917 | 391,099 | 494,361 | 1,613,707 | 1,150,299 |
| Managers | 10,940 | 9,295 | 217 | 228 | 43,810 | 28,410 | 15,613 | 10,358 | 18,224 | 17,255 | 34,435 | 23,115 |
| Tenants | 276,941 | 176,960 | 3,570 | 1,630 | 793,148 | 479,705 | 296,817 | 221,494 | 98,899 | 125,809 | 732,161 | 346,339 |
| Colored farmers, total | 690 | 858 | 4 | 6 | 2,426 | 1,328 | 1,666 | 619 | 442 | 157 | 559 | 504 |
| Owners | 572 | 589 | 4 | 4 | 2,164 | 984 | 1,778 | 473 | 348 | 155 | 393 | 432 |
| Managers | 15 | 3 | — | — | 13 | 10 | 3 | 6 | — | — | 1 | 1 |
| Tenants | 108 | 266 | 4 | 2 | 249 | 334 | 85 | 140 | 94 | 2 | 162 | 71 |
| Iowa. | | | | | | | | | | | | |
| White farmers, total | 1,385,989 | 1,491,493 | 81,494 | 55,488 | 4,556,360 | 4,446,609 | 897,227 | 1,406,187 | 1,092,016 | 1,145,242 | 7,862,272 | 7,544,133 |
| Owners | 765,473 | 928,114 | 43,064 | 31,967 | 2,649,925 | 2,918,143 | 516,018 | 906,328 | 730,814 | 859,510 | 4,577,448 | 4,957,694 |
| Managers | 17,689 | 14,911 | 1,937 | 1,556 | 85,147 | 66,640 | 10,328 | 10,607 | 32,803 | 20,446 | 130,763 | 94,262 |
| Tenants | 602,827 | 548,468 | 36,493 | 21,965 | 1,821,288 | 1,461,826 | 370,881 | 489,252 | 328,399 | 265,286 | 3,154,031 | 2,491,027 |
| Colored farmers, total | 533 | 738 | 26 | 36 | 1,343 | 1,397 | 441 | 605 | 79 | 307 | 2,032 | 1,670 |
| Owners | 243 | 473 | 9 | 25 | 536 | 657 | 203 | 338 | 52 | 135 | 963 | 872 |
| Managers | 11 | 30 | — | — | 21 | 109 | 7 | 4 | — | 87 | 79 | 113 |
| Tenants | 279 | 230 | 17 | 11 | 791 | 601 | 231 | 263 | 27 | 85 | 990 | 685 |
| Missouri. | | | | | | | | | | | | |
| White farmers, total | 899,887 | 1,065,185 | 385,532 | 339,197 | 2,771,638 | 2,550,733 | 658,706 | 851,732 | 1,268,547 | 1,807,906 | 3,865,623 | 4,409,445 |
| Owners | 661,800 | 798,907 | 271,872 | 243,250 | 2,117,337 | 2,020,711 | 489,838 | 680,456 | 1,003,457 | 1,526,763 | 2,819,782 | 3,392,478 |
| Managers | 9,511 | 11,330 | 6,800 | 5,680 | 57,785 | 49,500 | 7,480 | 7,490 | 28,789 | 28,889 | 74,424 | 78,658 |
| Tenants | 228,576 | 269,808 | 106,860 | 90,267 | 596,516 | 480,512 | 161,408 | 183,786 | 236,301 | 252,254 | 971,417 | 938,309 |
| Colored farmers, total | 6,333 | 8,252 | 3,513 | 3,503 | 10,006 | 10,759 | 3,253 | 4,698 | 3,069 | 3,362 | 23,054 | 28,749 |
| Owners | 4,056 | 5,371 | 1,805 | 1,771 | 6,528 | 6,695 | 2,202 | 3,112 | 1,429 | 2,567 | 13,227 | 17,512 |
| Managers | 156 | 225 | 183 | 189 | 728 | 715 | 104 | 103 | 8 | 8 | 1,542 | 1,121 |
| Tenants | 2,121 | 2,656 | 1,525 | 1,543 | 2,750 | 3,349 | 947 | 1,483 | 658 | 787 | 8,285 | 10,116 |
| North Dakota. | | | | | | | | | | | | |
| White farmers, total | 849,563 | 644,906 | 7,842 | 7,693 | 1,328,482 | 735,077 | 370,212 | 258,096 | 297,465 | 283,370 | 457,686 | 331,044 |
| Owners | 626,011 | 541,278 | 5,316 | 5,729 | 1,033,245 | 650,025 | 285,397 | 224,834 | 210,730 | 238,183 | 336,466 | 279,631 |
| Managers | 14,654 | 8,813 | 267 | 480 | 31,106 | 10,281 | 4,295 | 2,561 | 15,373 | 8,464 | 10,913 | 7,681 |
| Tenants | 208,898 | 94,815 | 2,259 | 1,478 | 264,131 | 78,871 | 80,520 | 30,701 | 65,362 | 10,733 | 110,307 | 43,732 |
| Colored farmers, total | 6,119 | 5,693 | 31 | 2 | 6,070 | 8,685 | 495 | 1,077 | 1,447 | 1 | 579 | 559 |
| Owners | 5,393 | 5,605 | 29 | 2 | 5,177 | 8,540 | 410 | 1,058 | 40 | 1 | 394 | 452 |
| Managers | 24 | 11 | — | — | 11 | 6 | 7 | 2 | 1,370 | — | 11 | 28 |
| Tenants | 702 | 77 | 2 | — | 882 | 139 | 78 | 17 | 37 | — | 174 | 79 |
| South Dakota. | | | | | | | | | | | | |
| White farmers, total | 788,583 | 635,852 | 15,041 | 12,369 | 2,319,369 | 1,464,340 | 335,868 | 367,196 | 842,119 | 609,766 | 1,949,992 | 1,007,765 |
| Owners | 529,667 | 409,430 | 8,725 | 8,467 | 1,601,008 | 1,130,328 | 220,474 | 275,200 | 642,856 | 509,293 | 1,254,388 | 744,573 |
| Managers | 12,391 | 6,923 | 449 | 210 | 72,724 | 44,028 | 2,998 | 2,744 | 31,171 | 20,665 | 28,004 | 13,167 |
| Tenants | 246,525 | 169,493 | 5,867 | 3,692 | 645,097 | 289,984 | 112,396 | 89,192 | 168,092 | 79,808 | 667,600 | 250,025 |
| Colored farmers, total | 28,475 | 33,510 | 52 | 55 | 28,788 | 70,896 | 1,024 | 2,568 | 1,577 | 1,498 | 3,834 | 1,956 |
| Owners | 26,735 | 32,324 | 35 | 50 | 26,669 | 64,579 | 813 | 2,342 | 1,197 | 1,363 | 2,832 | 1,685 |
| Managers | 179 | 167 | 4 | — | 307 | 4,510 | 21 | 13 | 1,370 | — | 196 | 28 |
| Tenants | 1,561 | 1,019 | 13 | 5 | 1,812 | 1,807 | 190 | 213 | 1 | 135 | 806 | 243 |
| Nebraska. | | | | | | | | | | | | |
| White farmers, total | 958,805 | 1,006,155 | 99,649 | 83,286 | 3,150,538 | 2,930,074 | 437,992 | 613,444 | 573,160 | 293,458 | 3,430,731 | 3,432,765 |
| Owners | 697,600 | 696,784 | 54,456 | 47,915 | 2,040,442 | 2,134,321 | 280,343 | 417,561 | 300,283 | 197,661 | 2,121,450 | 2,354,212 |
| Managers | 15,495 | 15,321 | 1,098 | 2,130 | 124,185 | 138,090 | 4,155 | 4,210 | 51,915 | 34,476 | 50,834 | 69,963 |
| Tenants | 375,710 | 330,050 | 43,195 | 33,241 | 985,911 | 657,663 | 173,489 | 191,673 | 160,962 | 61,221 | 1,249,447 | 1,018,590 |
| Colored farmers, total | 2,591 | 2,223 | 198 | 119 | 3,727 | 2,276 | 467 | 508 | 57 | 42 | 4,959 | 2,869 |
| Owners | 1,570 | 1,760 | 96 | 44 | 2,063 | 1,811 | 232 | 398 | 7 | 42 | 2,543 | 1,730 |
| Managers | 28 | 37 | 2 | 52 | 346 | 112 | 28 | 12 | 50 | — | 230 | 800 |
| Tenants | 993 | 436 | 100 | 23 | 1,328 | 353 | 207 | 98 | — | — | 2,186 | 429 |
| Kansas. | | | | | | | | | | | | |
| White farmers, total | 1,077,594 | 1,140,600 | 241,996 | 207,166 | 2,967,092 | 3,070,743 | 571,670 | 732,777 | 360,175 | 272,492 | 1,725,312 | 2,988,217 |
| Owners | 692,361 | 765,278 | 140,823 | 129,781 | 1,921,182 | 2,229,277 | 351,409 | 513,732 | 260,187 | 197,186 | 1,100,203 | 2,151,988 |
| Managers | 13,024 | 11,992 | 5,057 | 5,021 | 92,104 | 108,763 | 5,478 | 5,373 | 9,568 | 23,768 | 35,048 | 51,760 |
| Tenants | 412,209 | 363,330 | 96,116 | 72,364 | 953,806 | 732,703 | 214,783 | 213,672 | 100,420 | 51,448 | 584,061 | 784,469 |
| Colored farmers, total | 5,233 | 6,456 | 1,336 | 1,243 | 8,298 | 8,660 | 2,887 | 3,330 | 927 | 73 | 7,890 | 11,940 |
| Owners | 3,416 | 4,346 | 762 | 816 | 5,357 | 5,835 | 1,523 | 2,334 | 168 | 37 | 4,895 | 7,468 |
| Managers | 84 | 168 | 28 | 62 | 193 | 615 | 36 | 56 | — | 5 | 199 | 1,121 |
| Tenants | 1,733 | 1,942 | 546 | 365 | 2,748 | 2,210 | 1,028 | 940 | 759 | 31 | 2,796 | 3,351 |
| SOUTH ATLANTIC. | | | | | | | | | | | | |
| Delaware. | | | | | | | | | | | | |
| White farmers, total | 25,968 | 31,382 | 8,832 | 5,579 | 44,772 | 53,153 | 31,783 | 34,631 | 3,183 | 7,679 | 36,409 | 46,519 |
| Owners | 12,773 | 15,589 | 4,882 | 3,152 | 19,955 | 23,467 | 14,324 | 15,042 | 1,732 | 3,056 | 19,796 | 24,088 |
| Managers | 603 | 592 | 240 | 135 | 1,129 | 1,479 | 700 | 983 | 33 | 109 | 1,073 | 1,121 |
| Tenants | 12,690 | 15,201 | 3,710 | 2,290 | 23,688 | 28,207 | 16,759 | 18,006 | 1,418 | 4,514 | 15,540 | 21,330 |
| Colored farmers, total | 1,788 | 1,683 | 607 | 356 | 1,737 | 1,833 | 1,243 | 1,077 | 37 | 127 | 2,212 | 2,741 |
| Owners | 608 | 661 | 171 | 100 | 409 | 506 | 281 | 329 | — | 11 | 743 | 978 |
| Managers | 51 | 73 | 15 | 20 | 66 | 127 | 48 | 64 | — | 47 | 128 | 114 |
| Tenants | 1,127 | 949 | 421 | 236 | 1,262 | 1,200 | 914 | 684 | 37 | 69 | 1,341 | 1,649 |

TABLE 23.—NUMBER OF DOMESTIC ANIMALS ON FARMS CLASSIFIED ACCORDING TO COLOR AND TENURE, BY DIVISIONS AND STATES: 1920 AND 1910—Continued.

| DIVISION OR STATE AND COLOR AND TENURE. | HORSES. | | MULES. | | ALL CATTLE. | | DAIRY COWS. | | SHEEP. | | SWINE. | |
|---|---------|---------|---------|---------|-------------|---------|-------------|---------|---------|---------|-----------|-----------|
| | 1920 | 1910 | 1920 | 1910 | 1920 | 1910 | 1920 | 1910 | 1920 | 1910 | 1920 | 1910 |
| SOUTH ATLANTIC—Con. | | | | | | | | | | | | |
| Maryland. | | | | | | | | | | | | |
| White farmers, total | 130,028 | 145,348 | 30,419 | 21,447 | 272,545 | 275,164 | 155,971 | 160,520 | 99,617 | 230,801 | 287,454 | 284,371 |
| Owners | 77,693 | 87,173 | 17,328 | 12,428 | 165,510 | 168,457 | 93,840 | 97,247 | 57,775 | 125,854 | 175,586 | 171,172 |
| Managers | 5,277 | 4,842 | 2,100 | 1,325 | 14,901 | 10,246 | 6,693 | 5,240 | 6,192 | 8,794 | 15,859 | 10,648 |
| Tenants | 47,058 | 53,333 | 10,991 | 7,694 | 92,134 | 96,461 | 55,438 | 58,033 | 35,650 | 96,213 | 96,009 | 102,551 |
| Colored farmers, total | 11,313 | 10,090 | 2,902 | 1,220 | 10,832 | 12,587 | 6,001 | 6,339 | 3,410 | 6,336 | 18,998 | 17,212 |
| Owners | 5,496 | 5,136 | 1,265 | 417 | 4,547 | 5,554 | 2,615 | 2,952 | 675 | 1,300 | 9,194 | 8,681 |
| Managers | 498 | 319 | 186 | 146 | 956 | 466 | 483 | 254 | 922 | 976 | 1,023 | 634 |
| Tenants | 5,319 | 4,635 | 1,091 | 657 | 5,329 | 6,567 | 2,903 | 3,133 | 1,813 | 4,060 | 8,776 | 7,897 |
| District of Columbia. | | | | | | | | | | | | |
| White farmers, total | 282 | 546 | 31 | 52 | 943 | 971 | 686 | 845 | 0 | 0 | 1,268 | 664 |
| Owners | 98 | 225 | 11 | 20 | 176 | 163 | 133 | 142 | 0 | 0 | 587 | 85 |
| Managers | 71 | 131 | 10 | 21 | 581 | 502 | 406 | 418 | 0 | 0 | 467 | 457 |
| Tenants | 113 | 190 | 10 | 11 | 186 | 306 | 147 | 286 | 0 | 0 | 214 | 122 |
| Colored farmers, total | 29 | 18 | 1 | 1 | 22 | 11 | 18 | 11 | 4 | 4 | 83 | 1 |
| Owners | 7 | 14 | 0 | 0 | 5 | 9 | 3 | 9 | 4 | 4 | 19 | 1 |
| Managers | 10 | 1 | 0 | 0 | 10 | 0 | 10 | 0 | 0 | 0 | 11 | 0 |
| Tenants | 12 | 3 | 1 | 1 | 7 | 2 | 5 | 2 | 0 | 0 | 33 | 0 |
| Virginia. | | | | | | | | | | | | |
| White farmers, total | 264,177 | 288,350 | 75,464 | 50,983 | 846,205 | 783,531 | 317,901 | 314,042 | 338,521 | 797,972 | 783,311 | 671,172 |
| Owners | 208,277 | 231,583 | 56,403 | 39,031 | 673,432 | 641,819 | 254,709 | 253,166 | 280,788 | 675,157 | 594,231 | 527,296 |
| Managers | 3,466 | 7,661 | 3,231 | 2,430 | 42,757 | 30,215 | 9,817 | 7,805 | 18,750 | 29,887 | 32,360 | 18,566 |
| Tenants | 47,434 | 49,106 | 15,830 | 9,522 | 130,016 | 111,497 | 53,376 | 53,071 | 39,283 | 92,928 | 156,720 | 125,310 |
| Colored farmers, total | 48,288 | 42,074 | 21,366 | 9,039 | 63,590 | 75,536 | 40,068 | 42,242 | 3,546 | 6,901 | 157,997 | 126,463 |
| Owners | 34,860 | 30,596 | 13,350 | 5,767 | 44,273 | 54,537 | 23,406 | 30,852 | 1,655 | 4,135 | 99,111 | 83,528 |
| Managers | 494 | 883 | 255 | 158 | 1,521 | 1,379 | 404 | 448 | 894 | 837 | 1,416 | 1,102 |
| Tenants | 12,934 | 11,055 | 7,761 | 3,114 | 17,796 | 19,620 | 11,258 | 10,942 | 997 | 1,929 | 57,470 | 41,833 |
| West Virginia. | | | | | | | | | | | | |
| White farmers, total | 168,281 | 179,003 | 14,896 | 11,627 | 585,760 | 618,091 | 180,386 | 238,428 | 509,168 | 908,534 | 303,106 | 325,750 |
| Owners | 141,740 | 151,232 | 11,620 | 9,316 | 500,092 | 528,114 | 151,531 | 201,583 | 445,099 | 790,855 | 242,695 | 264,414 |
| Managers | 3,180 | 2,671 | 611 | 308 | 16,994 | 14,109 | 3,227 | 2,608 | 14,594 | 19,174 | 7,251 | 3,761 |
| Tenants | 23,361 | 25,100 | 2,659 | 2,004 | 68,674 | 75,868 | 26,628 | 34,147 | 49,475 | 92,505 | 53,100 | 57,575 |
| Colored farmers, total | 867 | 988 | 35 | 90 | 1,702 | 2,197 | 820 | 1,111 | 663 | 1,826 | 2,105 | 2,438 |
| Owners | 608 | 718 | 61 | 67 | 1,240 | 1,694 | 580 | 881 | 455 | 1,194 | 1,384 | 1,814 |
| Managers | 28 | 27 | 2 | 6 | 51 | 52 | 18 | 20 | 30 | 23 | 93 | 23 |
| Tenants | 231 | 243 | 22 | 23 | 405 | 451 | 222 | 210 | 178 | 632 | 628 | 601 |
| North Carolina. | | | | | | | | | | | | |
| White farmers, total | 136,200 | 140,514 | 194,168 | 139,985 | 565,062 | 612,492 | 248,273 | 266,277 | 89,092 | 210,178 | 985,074 | 997,324 |
| Owners | 101,459 | 106,865 | 137,478 | 100,741 | 445,779 | 436,368 | 188,330 | 208,207 | 77,022 | 189,897 | 712,292 | 759,295 |
| Managers | 1,516 | 2,037 | 2,620 | 2,850 | 10,512 | 10,280 | 3,370 | 3,375 | 3,277 | 3,459 | 15,946 | 15,042 |
| Tenants | 33,225 | 31,612 | 54,070 | 36,394 | 108,771 | 115,844 | 56,573 | 54,695 | 8,193 | 16,822 | 256,836 | 224,017 |
| Colored farmers, total | 35,236 | 25,637 | 62,401 | 34,796 | 79,717 | 38,369 | 41,950 | 42,637 | 1,464 | 4,295 | 286,166 | 230,301 |
| Owners | 13,407 | 10,975 | 20,707 | 11,174 | 33,431 | 40,463 | 16,293 | 17,769 | 954 | 3,195 | 96,640 | 91,779 |
| Managers | 87 | 69 | 193 | 116 | 432 | 368 | 120 | 166 | 14 | 80 | 950 | 718 |
| Tenants | 21,742 | 14,593 | 41,501 | 23,436 | 45,854 | 47,538 | 25,537 | 24,712 | 496 | 1,020 | 188,600 | 137,804 |
| South Carolina. | | | | | | | | | | | | |
| White farmers, total | 38,913 | 52,155 | 124,447 | 93,594 | 274,948 | 250,631 | 111,253 | 109,956 | 22,336 | 35,747 | 508,885 | 428,214 |
| Owners | 25,455 | 37,161 | 80,289 | 61,335 | 198,750 | 183,088 | 73,396 | 75,776 | 19,414 | 30,926 | 355,450 | 320,074 |
| Managers | 718 | 969 | 3,291 | 3,405 | 9,653 | 6,749 | 1,928 | 2,563 | 930 | 1,464 | 14,304 | 10,280 |
| Tenants | 12,740 | 14,025 | 40,867 | 28,854 | 71,545 | 60,194 | 35,929 | 31,617 | 1,992 | 3,357 | 139,131 | 97,860 |
| Colored farmers, total | 38,604 | 27,692 | 95,717 | 61,877 | 159,149 | 139,251 | 76,593 | 70,886 | 1,245 | 1,812 | 336,096 | 236,997 |
| Owners | 13,728 | 10,107 | 22,681 | 12,200 | 53,143 | 46,818 | 19,500 | 20,943 | 925 | 1,071 | 105,616 | 82,579 |
| Managers | 304 | 86 | 419 | 192 | 1,104 | 824 | 253 | 171 | 87 | 295 | 1,758 | 583 |
| Tenants | 24,572 | 17,499 | 72,717 | 49,485 | 104,902 | 92,109 | 56,840 | 49,772 | 233 | 446 | 228,722 | 153,835 |
| Georgia. | | | | | | | | | | | | |
| White farmers, total | 72,850 | 91,293 | 264,998 | 185,141 | 927,094 | 802,242 | 286,721 | 300,744 | 71,591 | 184,990 | 1,545,210 | 1,310,109 |
| Owners | 44,431 | 60,224 | 148,643 | 107,135 | 639,392 | 627,405 | 175,569 | 198,212 | 64,485 | 173,905 | 984,225 | 916,639 |
| Managers | 1,621 | 1,827 | 8,110 | 5,526 | 32,341 | 14,867 | 6,534 | 4,659 | 2,625 | 1,593 | 64,416 | 27,417 |
| Tenants | 26,898 | 29,242 | 108,245 | 72,480 | 255,361 | 219,970 | 104,618 | 97,873 | 4,481 | 9,492 | 496,569 | 366,053 |
| Colored farmers, total | 27,653 | 28,774 | 141,353 | 110,207 | 229,644 | 218,074 | 101,727 | 104,966 | 582 | 2,654 | 525,841 | 473,575 |
| Owners | 7,170 | 8,205 | 21,993 | 14,862 | 57,837 | 63,374 | 20,303 | 25,002 | 352 | 1,286 | 109,254 | 115,976 |
| Managers | 252 | 111 | 497 | 338 | 1,552 | 1,036 | 461 | 206 | 4 | 51 | 3,005 | 1,163 |
| Tenants | 20,231 | 20,458 | 118,863 | 95,007 | 170,255 | 153,664 | 80,963 | 79,758 | 226 | 1,317 | 413,582 | 356,436 |
| Florida. | | | | | | | | | | | | |
| White farmers, total | 30,370 | 35,184 | 34,234 | 18,206 | 603,235 | 795,525 | 63,158 | 100,169 | 64,558 | 113,429 | 659,576 | 675,994 |
| Owners | 25,607 | 30,224 | 26,417 | 14,397 | 526,464 | 731,818 | 53,678 | 89,126 | 59,551 | 105,509 | 549,147 | 593,189 |
| Managers | 1,123 | 892 | 2,378 | 1,320 | 37,969 | 14,880 | 1,782 | 1,397 | 2,173 | 4,320 | 25,142 | 11,276 |
| Tenants | 3,740 | 4,071 | 5,439 | 2,549 | 38,802 | 48,827 | 7,698 | 9,646 | 2,834 | 3,600 | 85,287 | 71,529 |
| Colored farmers, total | 8,200 | 10,456 | 7,812 | 5,087 | 35,746 | 49,663 | 8,483 | 15,872 | 101 | 272 | 95,905 | 134,075 |
| Owners | 5,172 | 6,586 | 3,386 | 2,221 | 24,124 | 32,779 | 4,842 | 9,978 | 101 | 172 | 53,472 | 80,370 |
| Managers | 89 | 60 | 140 | 42 | 206 | 715 | 50 | 55 | 0 | 0 | 1,438 | 710 |
| Tenants | 2,939 | 3,810 | 4,286 | 2,804 | 11,326 | 16,169 | 3,591 | 5,839 | 0 | 100 | 40,995 | 52,995 |

COLOR AND TENURE OF FARMER.

TABLE 28.—NUMBER OF DOMESTIC ANIMALS ON FARMS CLASSIFIED ACCORDING TO COLOR AND TENURE, BY DIVISIONS AND STATES: 1920 AND 1910—Continued.

| DIVISION OR STATE AND COLOR AND TENURE. | HORSES. | | MULES. | | ALL CATTLE. | | DAIRY COWS. | | SHEEP. | | SWINE. | |
|---|---------|-----------|---------|---------|-------------|-----------|-------------|---------|-----------|-----------|-----------|-----------|
| | 1920 | 1910 | 1920 | 1910 | 1920 | 1910 | 1920 | 1910 | 1920 | 1910 | 1920 | 1910 |
| EAST SOUTH CENTRAL. | | | | | | | | | | | | |
| Kentucky. | | | | | | | | | | | | |
| White farmers, total..... | 370,702 | 431,801 | 284,959 | 218,504 | 1,074,992 | 983,204 | 431,063 | 399,952 | 702,432 | 1,355,844 | 1,465,715 | 1,452,923 |
| Owners..... | 274,841 | 336,088 | 221,505 | 167,953 | 856,232 | 783,810 | 331,193 | 304,235 | 597,738 | 1,171,170 | 1,100,697 | 1,128,165 |
| Managers..... | 3,402 | 4,907 | 3,231 | 3,339 | 13,755 | 13,894 | 3,159 | 3,822 | 11,308 | 21,460 | 18,308 | 16,374 |
| Tenants..... | 92,459 | 90,806 | 60,223 | 47,212 | 205,005 | 185,500 | 96,711 | 91,895 | 93,386 | 163,214 | 346,710 | 308,384 |
| Colored farmers, total..... | 11,740 | 11,233 | 7,898 | 6,539 | 18,461 | 17,733 | 10,283 | 9,882 | 5,413 | 7,189 | 38,716 | 38,893 |
| Owners..... | 6,292 | 6,995 | 4,956 | 3,940 | 11,790 | 11,124 | 6,368 | 6,091 | 3,709 | 4,954 | 20,728 | 22,065 |
| Managers..... | 92 | 251 | 145 | 76 | 369 | 289 | 108 | 105 | 329 | 304 | 526 | 480 |
| Tenants..... | 5,356 | 3,987 | 2,797 | 2,523 | 6,302 | 6,320 | 3,807 | 3,686 | 1,376 | 1,911 | 17,462 | 16,328 |
| Tennessee. | | | | | | | | | | | | |
| White farmers, total..... | 282,429 | 316,373 | 318,274 | 245,858 | 1,080,749 | 915,850 | 375,503 | 354,582 | 360,267 | 787,053 | 1,674,256 | 1,258,092 |
| Owners..... | 207,947 | 241,477 | 228,371 | 176,534 | 821,069 | 701,668 | 274,031 | 259,497 | 301,032 | 662,230 | 1,201,348 | 940,022 |
| Managers..... | 1,612 | 2,657 | 2,633 | 2,660 | 17,485 | 11,754 | 3,492 | 3,746 | 4,417 | 17,207 | 15,981 | 11,918 |
| Tenants..... | 72,870 | 72,239 | 87,270 | 66,664 | 242,195 | 202,428 | 97,980 | 91,339 | 54,818 | 107,616 | 457,017 | 306,152 |
| Colored farmers, total..... | 35,492 | 33,336 | 34,236 | 29,997 | 81,097 | 80,679 | 39,825 | 42,522 | 3,829 | 7,980 | 158,051 | 129,846 |
| Owners..... | 12,798 | 12,884 | 13,629 | 10,274 | 31,442 | 28,356 | 14,684 | 14,841 | 2,314 | 4,473 | 56,420 | 45,420 |
| Managers..... | 222 | 129 | 188 | 218 | 807 | 672 | 172 | 148 | 193 | 1,033 | 1,628 | 442 |
| Tenants..... | 22,492 | 20,323 | 20,419 | 19,505 | 48,758 | 51,651 | 24,769 | 27,533 | 1,422 | 2,474 | 100,003 | 83,984 |
| Alabama. | | | | | | | | | | | | |
| White farmers, total..... | 92,182 | 97,494 | 215,133 | 159,218 | 805,419 | 660,973 | 293,065 | 264,966 | 79,668 | 138,710 | 1,098,092 | 878,667 |
| Owners..... | 63,081 | 69,077 | 137,682 | 102,932 | 579,461 | 486,506 | 200,423 | 184,204 | 70,475 | 125,483 | 739,922 | 650,077 |
| Managers..... | 1,147 | 1,460 | 3,108 | 2,969 | 23,852 | 11,196 | 2,957 | 3,259 | 3,738 | 3,332 | 18,987 | 10,130 |
| Tenants..... | 27,954 | 26,957 | 74,343 | 53,317 | 202,106 | 163,271 | 89,685 | 77,443 | 5,457 | 9,895 | 339,183 | 218,460 |
| Colored farmers, total..... | 38,280 | 38,142 | 81,005 | 87,923 | 238,589 | 271,455 | 101,047 | 126,670 | 2,800 | 4,220 | 398,801 | 388,066 |
| Owners..... | 10,691 | 10,547 | 19,843 | 16,350 | 68,318 | 68,931 | 27,513 | 29,163 | 1,431 | 3,632 | 98,583 | 94,087 |
| Managers..... | 147 | 97 | 334 | 192 | 2,404 | 527 | 513 | 256 | 135 | 12 | 1,432 | 1,323 |
| Tenants..... | 27,442 | 27,498 | 60,828 | 71,377 | 167,867 | 201,997 | 73,021 | 97,151 | 634 | 576 | 298,801 | 292,656 |
| Mississippi. | | | | | | | | | | | | |
| White farmers, total..... | 120,055 | 127,352 | 177,058 | 127,632 | 920,945 | 640,698 | 286,345 | 250,155 | 161,150 | 189,237 | 830,965 | 704,640 |
| Owners..... | 88,135 | 94,367 | 123,607 | 80,607 | 723,933 | 504,204 | 217,476 | 190,206 | 151,202 | 178,270 | 635,191 | 538,844 |
| Managers..... | 2,226 | 2,277 | 9,627 | 5,822 | 34,913 | 13,959 | 2,591 | 3,445 | 4,491 | 3,047 | 10,409 | 15,363 |
| Tenants..... | 29,694 | 30,708 | 43,819 | 32,113 | 162,099 | 122,475 | 66,278 | 56,444 | 5,457 | 7,920 | 132,368 | 130,433 |
| Colored farmers, total..... | 94,797 | 88,868 | 181,163 | 128,128 | 329,594 | 371,934 | 141,061 | 179,432 | 3,290 | 6,008 | 586,348 | 587,278 |
| Owners..... | 24,603 | 20,008 | 31,244 | 28,146 | 105,018 | 117,210 | 41,711 | 51,387 | 2,406 | 5,215 | 127,782 | 146,644 |
| Managers..... | 287 | 185 | 877 | 303 | 2,211 | 762 | 897 | 267 | 352 | 25 | 1,167 | 873 |
| Tenants..... | 69,902 | 62,017 | 99,042 | 99,679 | 222,305 | 253,962 | 98,493 | 127,778 | 532 | 768 | 406,499 | 430,668 |
| WEST SOUTH CENTRAL. | | | | | | | | | | | | |
| Arkansas. | | | | | | | | | | | | |
| White farmers, total..... | 209,765 | 214,505 | 252,962 | 168,337 | 945,326 | 848,017 | 355,215 | 344,671 | 96,763 | 140,748 | 1,140,822 | 1,222,422 |
| Owners..... | 148,172 | 153,131 | 195,750 | 112,247 | 719,702 | 649,800 | 265,349 | 257,600 | 85,514 | 129,174 | 834,346 | 916,308 |
| Managers..... | 2,259 | 1,998 | 6,231 | 4,064 | 14,023 | 9,556 | 1,863 | 1,839 | 1,874 | 970 | 13,056 | 11,253 |
| Tenants..... | 59,334 | 59,376 | 80,975 | 51,998 | 211,601 | 188,661 | 88,003 | 85,142 | 9,376 | 10,604 | 293,420 | 294,861 |
| Colored farmers, total..... | 42,161 | 40,211 | 69,715 | 53,863 | 127,640 | 180,054 | 60,292 | 81,122 | 3,396 | 3,441 | 237,269 | 296,525 |
| Owners..... | 15,626 | 15,874 | 25,922 | 17,558 | 58,085 | 82,805 | 27,554 | 35,706 | 1,465 | 2,905 | 85,403 | 118,331 |
| Managers..... | 92 | 49 | 330 | 124 | 867 | 420 | 111 | 209 | 15 | 15 | 796 | 681 |
| Tenants..... | 26,443 | 24,288 | 43,463 | 36,181 | 68,688 | 97,329 | 32,609 | 45,245 | 1,722 | 521 | 151,010 | 177,013 |
| Louisiana. | | | | | | | | | | | | |
| White farmers, total..... | 121,768 | 130,127 | 129,538 | 95,338 | 675,203 | 662,851 | 133,808 | 214,893 | 126,800 | 171,738 | 632,582 | 1,028,374 |
| Owners..... | 84,572 | 91,764 | 83,602 | 67,287 | 524,689 | 529,637 | 104,346 | 167,602 | 116,904 | 160,827 | 494,218 | 819,764 |
| Managers..... | 2,438 | 3,989 | 13,312 | 16,284 | 35,825 | 24,002 | 2,063 | 4,096 | 3,227 | 4,597 | 16,601 | 27,800 |
| Tenants..... | 34,758 | 34,374 | 32,624 | 21,767 | 114,689 | 109,212 | 27,400 | 42,595 | 5,669 | 6,514 | 131,763 | 180,810 |
| Colored farmers, total..... | 56,988 | 51,159 | 50,577 | 36,216 | 129,038 | 141,944 | 43,128 | 64,204 | 4,016 | 6,549 | 217,980 | 299,231 |
| Owners..... | 14,910 | 15,883 | 13,807 | 9,825 | 61,986 | 60,072 | 16,216 | 25,238 | 2,977 | 5,402 | 61,339 | 94,818 |
| Managers..... | 127 | 149 | 296 | 216 | 962 | 997 | 246 | 236 | 167 | 100 | 723 | 873 |
| Tenants..... | 41,951 | 35,127 | 36,474 | 26,175 | 76,000 | 80,875 | 26,666 | 38,730 | 872 | 1,047 | 155,918 | 203,540 |
| Oklahoma. | | | | | | | | | | | | |
| White farmers, total..... | 692,971 | 684,217 | 308,985 | 237,381 | 1,980,145 | 1,802,638 | 434,071 | 489,922 | 104,069 | 69,724 | 1,202,264 | 1,688,439 |
| Owners..... | 397,080 | 379,663 | 161,701 | 111,812 | 1,252,902 | 943,247 | 243,809 | 268,661 | 78,653 | 49,943 | 724,665 | 988,818 |
| Managers..... | 6,751 | 4,777 | 3,303 | 1,951 | 73,534 | 83,379 | 3,197 | 2,068 | 2,561 | 739 | 15,859 | 18,029 |
| Tenants..... | 289,140 | 299,777 | 143,921 | 123,818 | 653,709 | 775,912 | 187,065 | 219,193 | 22,855 | 9,042 | 461,740 | 681,592 |
| Colored farmers, total..... | 45,472 | 58,742 | 27,660 | 19,685 | 93,800 | 151,022 | 22,261 | 40,874 | 1,301 | 2,748 | 101,830 | 150,591 |
| Owners..... | 20,118 | 41,858 | 14,203 | 11,384 | 67,213 | 119,684 | 13,694 | 30,440 | 1,107 | 2,709 | 65,488 | 112,496 |
| Managers..... | 573 | 117 | 171 | 22 | 1,427 | 1,473 | 149 | 32 | 3 | 3 | 1,184 | 178 |
| Tenants..... | 15,781 | 16,767 | 13,276 | 8,279 | 25,160 | 29,865 | 8,418 | 10,402 | 194 | 86 | 34,158 | 37,917 |
| Texas. | | | | | | | | | | | | |
| White farmers, total..... | 910,817 | 1,088,966 | 747,001 | 604,480 | 5,966,663 | 6,672,365 | 764,416 | 913,731 | 2,569,354 | 1,804,345 | 1,994,036 | 2,026,840 |
| Owners..... | 551,581 | 715,254 | 402,090 | 333,325 | 3,877,815 | 4,518,761 | 494,473 | 625,827 | 1,779,674 | 1,415,469 | 1,321,971 | 1,432,687 |
| Managers..... | 31,208 | 41,339 | 17,767 | 16,065 | 780,968 | 1,068,173 | 11,240 | 12,170 | 308,049 | 153,517 | 42,129 | 41,800 |
| Tenants..... | 328,028 | 332,373 | 327,174 | 250,090 | 1,307,880 | 1,085,431 | 258,697 | 275,728 | 481,331 | 235,359 | 629,930 | 552,353 |
| Colored farmers, total..... | 80,545 | 81,102 | 98,931 | 71,078 | 180,052 | 262,221 | 69,170 | 100,136 | 4,131 | 4,364 | 231,828 | 309,523 |
| Owners..... | 33,648 | 35,384 | 38,588 | 26,009 | 108,797 | 144,185 | 38,233 | 52,599 | 1,780 | 3,376 | 108,743 | 149,861 |
| Managers..... | 639 | 572 | 454 | 306 | 6,427 | 3,442 | 282 | 268 | 1,450 | 1,110 | 617 | 617 |
| Tenants..... | 46,258 | 45,146 | 59,889 | 44,763 | 79,828 | 114,594 | 30,655 | 47,269 | 901 | 988 | 123,675 | 159,045 |

TABLE 23.—NUMBER OF DOMESTIC ANIMALS ON FARMS CLASSIFIED ACCORDING TO COLOR AND TENURE, BY DIVISIONS AND STATES: 1920 AND 1910—Continued.

| DIVISION OR STATE AND COLOR AND TENURE. | HORSES. | | MULES. | | ALL CATTLE. | | DAIRY COWS. | | SHEEP. | | SWINE. | |
|---|---------|---------|--------|--------|-------------|-----------|-------------|---------|-----------|-----------|---------|---------|
| | 1920 | 1910 | 1920 | 1910 | 1920 | 1910 | 1920 | 1910 | 1920 | 1910 | 1920 | 1910 |
| MOUNTAIN. | | | | | | | | | | | | |
| Montana. | | | | | | | | | | | | |
| White farmers, total..... | 651,245 | 295,839 | 9,441 | 4,137 | 1,242,228 | 910,299 | 126,951 | 76,909 | 2,074,467 | 5,372,579 | 166,116 | 98,112 |
| Owners..... | 553,075 | 254,081 | 7,513 | 3,329 | 1,015,451 | 768,083 | 105,752 | 64,723 | 1,547,297 | 4,192,100 | 128,924 | 70,334 |
| Managers..... | 29,259 | 16,719 | 434 | 271 | 101,504 | 77,409 | 3,027 | 2,947 | 370,786 | 852,169 | 10,826 | 9,453 |
| Tenants..... | 68,911 | 25,039 | 1,494 | 537 | 125,243 | 64,807 | 18,172 | 9,230 | 156,384 | 328,310 | 26,366 | 12,325 |
| Colored farmers, total..... | 17,478 | 20,117 | 21 | 37 | 26,288 | 32,848 | 630 | 618 | 8,452 | 8,187 | 944 | 1,149 |
| Owners..... | 16,889 | 19,002 | 19 | 35 | 21,952 | 32,327 | 559 | 580 | 8,447 | 5,767 | 665 | 751 |
| Managers..... | 155 | 87 | | | 106 | 492 | 31 | 24 | 2,400 | 2,400 | 14 | 31 |
| Tenants..... | 634 | 123 | 2 | 2 | 4,230 | 29 | 40 | 8 | 5 | | 265 | 367 |
| Idaho. | | | | | | | | | | | | |
| White farmers, total..... | 299,878 | 193,428 | 7,727 | 4,030 | 711,422 | 448,327 | 114,989 | 85,626 | 2,355,855 | 3,010,474 | 238,779 | 177,976 |
| Owners..... | 285,088 | 166,258 | 5,703 | 3,191 | 591,167 | 402,876 | 95,385 | 76,509 | 1,866,067 | 2,545,588 | 191,000 | 143,182 |
| Managers..... | 8,666 | 6,643 | 584 | 338 | 34,467 | 16,227 | 1,976 | 1,510 | 292,662 | 388,758 | 7,695 | 9,125 |
| Tenants..... | 46,126 | 20,527 | 1,350 | 501 | 85,788 | 28,624 | 17,628 | 7,607 | 196,226 | 76,128 | 39,478 | 20,669 |
| Colored farmers, total..... | 3,245 | 4,344 | 8 | 6 | 3,481 | 5,480 | 347 | 673 | 415 | 4 | 1,251 | 370 |
| Owners..... | 2,440 | 4,116 | 3 | 4 | 3,383 | 5,398 | 322 | 651 | 400 | 4 | 399 | 270 |
| Managers..... | | | | | | | | | | | | |
| Tenants..... | 796 | 228 | 5 | 2 | 98 | 82 | 25 | 22 | 15 | | 852 | 100 |
| Wyoming. | | | | | | | | | | | | |
| White farmers, total..... | 196,781 | 155,231 | 3,405 | 2,086 | 871,710 | 766,005 | 34,855 | 32,656 | 1,859,415 | 5,395,146 | 72,040 | 33,889 |
| Owners..... | 160,535 | 129,203 | 2,608 | 1,662 | 693,934 | 581,872 | 28,841 | 28,472 | 1,397,984 | 3,680,837 | 55,937 | 25,045 |
| Managers..... | 14,165 | 14,448 | 276 | 211 | 105,863 | 133,754 | 1,074 | 1,435 | 327,231 | 1,565,593 | 3,986 | 4,312 |
| Tenants..... | 22,081 | 11,580 | 521 | 163 | 71,913 | 50,379 | 5,440 | 2,749 | 134,206 | 142,716 | 12,117 | 4,532 |
| Colored farmers, total..... | 1,594 | 831 | 10 | 9 | 3,723 | 1,422 | 142 | 43 | 380 | 2,015 | 193 | 58 |
| Owners..... | 1,203 | 818 | 6 | 9 | 3,317 | 1,413 | 64 | 40 | 360 | 2,015 | 145 | 47 |
| Managers..... | | 5 | | | | 1 | | 1 | | | | |
| Tenants..... | 361 | 8 | 4 | | 406 | 8 | 78 | 2 | | | 48 | 11 |
| Colorado. | | | | | | | | | | | | |
| White farmers, total..... | 417,820 | 292,031 | 30,895 | 14,676 | 1,753,614 | 1,126,382 | 191,713 | 144,385 | 1,809,616 | 1,423,958 | 447,837 | 178,514 |
| Owners..... | 308,940 | 225,445 | 22,552 | 10,680 | 1,304,872 | 848,811 | 143,075 | 113,008 | 1,171,155 | 1,154,078 | 320,479 | 131,672 |
| Managers..... | 13,937 | 13,402 | 1,357 | 872 | 176,567 | 142,931 | 3,793 | 4,086 | 110,852 | 134,965 | 21,902 | 8,170 |
| Tenants..... | 94,443 | 53,184 | 6,986 | 3,124 | 273,185 | 134,640 | 44,845 | 27,201 | 527,626 | 134,915 | 105,366 | 38,772 |
| Colored farmers, total..... | 3,384 | 2,004 | 230 | 63 | 3,002 | 1,355 | 521 | 349 | 3,639 | 2,256 | 2,029 | 980 |
| Owners..... | 1,327 | 1,325 | 66 | 17 | 1,541 | 729 | 317 | 220 | 1,609 | 2,252 | 880 | 274 |
| Managers..... | 81 | 17 | 3 | 5 | 469 | 66 | 8 | 34 | | | 20 | |
| Tenants..... | 1,976 | 662 | 161 | 41 | 992 | 560 | 196 | 95 | 2,030 | 4 | 1,129 | 406 |
| New Mexico. | | | | | | | | | | | | |
| White farmers, total..... | 167,636 | 154,976 | 19,766 | 14,418 | 1,288,510 | 1,068,343 | 37,681 | 50,406 | 1,445,622 | 2,995,819 | 86,843 | 44,324 |
| Owners..... | 136,326 | 134,996 | 16,359 | 12,922 | 971,493 | 722,207 | 31,262 | 46,247 | 1,259,923 | 2,678,800 | 69,906 | 36,950 |
| Managers..... | 10,220 | 11,070 | 987 | 790 | 199,247 | 301,433 | 1,061 | 1,137 | 62,073 | 160,038 | 4,536 | 3,552 |
| Tenants..... | 19,084 | 8,910 | 2,420 | 706 | 117,770 | 114,707 | 5,358 | 3,022 | 123,626 | 156,981 | 12,401 | 3,722 |
| Colored farmers, total..... | 15,050 | 24,549 | 603 | 519 | 11,525 | 13,320 | 124 | 1,045 | 194,853 | 351,165 | 1,093 | 1,085 |
| Owners..... | 13,799 | 24,060 | 510 | 490 | 11,058 | 12,894 | 98 | 1,040 | 105,946 | 349,044 | 884 | 953 |
| Managers..... | 6 | 6 | 7 | 2 | 4 | 337 | | 1 | 80 | | 2 | 127 |
| Tenants..... | 1,245 | 424 | 93 | 22 | 763 | 89 | 26 | 4 | 28,827 | 1,521 | 177 | 5 |
| Arizona. | | | | | | | | | | | | |
| White farmers, total..... | 125,848 | 59,032 | 11,601 | 3,198 | 810,674 | 783,141 | 31,513 | 25,536 | 837,575 | 752,966 | 48,581 | 17,050 |
| Owners..... | 52,965 | 49,415 | 6,026 | 2,408 | 510,939 | 592,257 | 22,589 | 19,770 | 361,331 | 642,848 | 33,542 | 13,046 |
| Managers..... | 64,351 | 3,900 | 3,557 | 449 | 215,898 | 154,542 | 1,462 | 589 | 442,010 | 23,380 | 6,923 | 1,900 |
| Tenants..... | 8,542 | 5,717 | 2,018 | 341 | 83,837 | 36,342 | 7,462 | 5,171 | 84,234 | 87,238 | 8,110 | 2,404 |
| Colored farmers, total..... | 10,319 | 40,546 | 391 | 765 | 11,244 | 41,788 | 106 | 3,326 | 44,339 | 473,767 | 1,018 | 158 |
| Owners..... | 10,011 | 40,108 | 333 | 756 | 11,135 | 40,820 | 55 | 3,284 | 44,339 | 473,736 | 961 | 88 |
| Managers..... | 10 | 230 | 7 | 2 | 20 | 337 | | 38 | | | 17 | 11 |
| Tenants..... | 289 | 208 | 51 | 7 | 89 | 131 | 47 | 4 | | 31 | 40 | 59 |
| Utah. | | | | | | | | | | | | |
| White farmers, total..... | 120,396 | 112,140 | 2,689 | 2,289 | 501,707 | 409,160 | 66,624 | 75,728 | 1,667,040 | 1,780,467 | 98,525 | 64,133 |
| Owners..... | 105,871 | 102,036 | 2,300 | 1,887 | 442,576 | 370,479 | 59,373 | 68,347 | 1,359,252 | 1,621,535 | 84,807 | 57,496 |
| Managers..... | 3,850 | 2,405 | 183 | 201 | 28,130 | 11,298 | 1,019 | 943 | 179,770 | 137,182 | 3,646 | 1,848 |
| Tenants..... | 11,175 | 7,699 | 206 | 151 | 31,001 | 27,383 | 6,232 | 5,438 | 98,018 | 21,750 | 10,012 | 4,789 |
| Colored farmers, total..... | 5,075 | 3,536 | 104 | 38 | 3,871 | 3,174 | 100 | 82 | 24,755 | 46,713 | 836 | 153 |
| Owners..... | 4,285 | 3,378 | 104 | 37 | 2,810 | 3,120 | 67 | 67 | 24,755 | 46,708 | 153 | 77 |
| Managers..... | 125 | 6 | | | 1,419 | | 6 | | | | 40 | 10 |
| Tenants..... | 665 | 152 | 1 | 1 | 142 | 45 | 47 | 15 | | 945 | 643 | 66 |
| Nevada. | | | | | | | | | | | | |
| White farmers, total..... | 48,842 | 67,098 | 2,444 | 2,773 | 354,148 | 448,272 | 13,329 | 16,600 | 880,533 | 1,154,787 | 26,378 | 23,080 |
| Owners..... | 32,974 | 43,978 | 1,613 | 1,590 | 210,389 | 255,579 | 10,150 | 11,715 | 579,373 | 558,762 | 19,496 | 15,709 |
| Managers..... | 12,063 | 18,638 | 643 | 1,044 | 116,427 | 169,108 | 996 | 2,417 | 247,703 | 570,238 | 3,883 | 3,536 |
| Tenants..... | 3,805 | 4,482 | 188 | 139 | 21,332 | 23,585 | 2,174 | 2,468 | 53,457 | 25,787 | 2,999 | 3,841 |
| Colored farmers, total..... | 1,644 | 1,355 | 6 | 13 | 2,242 | 1,409 | 20 | 484 | 47 | 8 | 267 | 80 |
| Owners..... | 1,596 | 1,324 | 4 | 11 | 2,180 | 1,405 | 15 | 484 | 27 | 8 | 135 | 72 |
| Managers..... | 6 | 5 | | 1 | | | 1 | | | | 2 | |
| Tenants..... | 42 | 26 | 2 | 1 | 60 | 4 | 4 | 20 | | | 130 | 8 |

COLOR AND TENURE OF FARMER.

TABLE 23.—NUMBER OF DOMESTIC ANIMALS ON FARMS CLASSIFIED ACCORDING TO COLOR AND TENURE, BY DIVISIONS AND STATES: 1920 AND 1910—Continued.

| DIVISION OR STATE AND COLOR AND TENURE. | HORSES. | | MULES. | | ALL CATTLE. | | DAIRY COWS. | | SHEEP. | | SWINE. | |
|---|---------|---------|--------|--------|-------------|-----------|-------------|---------|-----------|-----------|---------|---------|
| | 1920 | 1910 | 1920 | 1910 | 1920 | 1910 | 1920 | 1910 | 1920 | 1910 | 1920 | 1910 |
| PACIFIC. | | | | | | | | | | | | |
| Washington. | | | | | | | | | | | | |
| White farmers, total..... | 291,869 | 275,800 | 23,054 | 12,183 | 563,014 | 394,674 | 233,889 | 183,504 | 620,352 | 487,212 | 280,250 | 200,426 |
| Owners..... | 202,070 | 216,902 | 13,448 | 8,647 | 428,693 | 321,972 | 170,396 | 147,571 | 425,986 | 352,102 | 180,251 | 155,137 |
| Managers..... | 8,143 | 7,272 | 1,512 | 616 | 20,083 | 13,475 | 5,857 | 3,887 | 56,820 | 54,783 | 15,964 | 7,604 |
| Tenants..... | 81,656 | 51,426 | 8,094 | 2,920 | 114,238 | 59,227 | 51,636 | 32,046 | 137,546 | 60,327 | 64,035 | 37,685 |
| Colored farmers, total..... | 4,512 | 4,972 | 37 | 2 | 9,630 | 7,446 | 4,381 | 2,729 | 3,427 | 8,343 | 4,497 | 5,709 |
| Owners..... | 3,043 | 4,078 | 20 | 2 | 5,001 | 5,846 | 1,302 | 1,669 | 3,327 | 7,857 | 1,238 | 1,535 |
| Managers..... | 72 | 25 | 1 | | 357 | 33 | 17 | 12 | | 18 | 30 | 16 |
| Tenants..... | 1,397 | 860 | 16 | | 4,212 | 1,567 | 3,062 | 1,148 | 100 | 468 | 3,229 | 4,155 |
| Oregon. | | | | | | | | | | | | |
| White farmers, total..... | 268,334 | 265,054 | 14,344 | 9,876 | 845,784 | 713,081 | 179,222 | 171,909 | 2,001,878 | 2,694,130 | 265,384 | 216,154 |
| Owners..... | 205,593 | 213,083 | 9,598 | 6,928 | 643,339 | 535,444 | 133,577 | 136,894 | 1,610,726 | 2,339,195 | 194,879 | 171,052 |
| Managers..... | 9,557 | 9,230 | 764 | 787 | 74,652 | 85,236 | 3,576 | 3,833 | 103,130 | 188,659 | 8,370 | 6,750 |
| Tenants..... | 53,214 | 42,141 | 3,982 | 2,161 | 127,793 | 92,401 | 42,069 | 31,682 | 288,022 | 165,976 | 62,135 | 38,346 |
| Colored farmers, total..... | 3,225 | 6,654 | 31 | 51 | 5,324 | 12,174 | 1,240 | 841 | 500 | 5,005 | 1,394 | 1,423 |
| Owners..... | 2,721 | 6,209 | 28 | 38 | 4,880 | 11,973 | 1,114 | 530 | 354 | 4,835 | 674 | 893 |
| Managers..... | 56 | 50 | | 3 | 5 | 58 | 3 | 37 | 49 | | 8 | 85 |
| Tenants..... | 448 | 395 | 3 | 10 | 439 | 143 | 123 | 65 | 97 | 170 | 712 | 440 |
| California. | | | | | | | | | | | | |
| White farmers, total..... | 382,643 | 457,887 | 61,754 | 69,099 | 1,893,182 | 2,068,815 | 499,276 | 465,621 | 2,389,423 | 2,409,401 | 893,334 | 758,329 |
| Owners..... | 255,842 | 300,213 | 37,113 | 41,439 | 1,151,055 | 1,105,796 | 271,081 | 253,424 | 1,305,935 | 1,387,312 | 566,324 | 470,144 |
| Managers..... | 34,738 | 44,404 | 9,018 | 8,844 | 367,003 | 541,763 | 21,527 | 20,196 | 469,230 | 464,387 | 118,170 | 80,788 |
| Tenants..... | 92,063 | 104,270 | 14,723 | 18,816 | 474,504 | 421,256 | 206,668 | 183,001 | 614,249 | 557,702 | 209,340 | 205,397 |
| Colored farmers, total..... | 19,764 | 10,999 | 1,665 | 662 | 14,875 | 8,210 | 3,139 | 1,711 | 10,728 | 8,076 | 15,438 | 10,222 |
| Owners..... | 3,970 | 3,707 | 315 | 237 | 9,527 | 6,030 | 663 | 749 | 8,168 | 8,009 | 4,668 | 3,972 |
| Managers..... | 628 | 212 | 76 | 38 | 255 | 109 | 47 | 38 | 398 | | 641 | 186 |
| Tenants..... | 15,166 | 7,080 | 1,274 | 387 | 5,093 | 2,071 | 2,429 | 924 | 2,162 | 67 | 10,129 | 6,064 |

TABLE 24.—VALUE OF DOMESTIC ANIMALS ON FARMS CLASSIFIED ACCORDING TO COLOR AND TENURE, BY DIVISIONS AND STATES: 1920 AND 1910.

| DIVISION OR STATE AND COLOR AND TENURE. | HORSES. | | MULES. | | ALL CATTLE. | | SHEEP. | | SWINE. | |
|---|-----------------|-----------------|---------------|---------------|-----------------|-----------------|---------------|---------------|---------------|---------------|
| | 1920 | 1910 | 1920 | 1910 | 1920 | 1910 | 1920 | 1910 | 1920 | 1910 |
| UNITED STATES. | | | | | | | | | | |
| White farmers, total..... | \$1,713,835,959 | \$2,025,397,357 | \$641,721,305 | \$440,263,747 | \$3,578,813,528 | \$1,460,047,768 | \$393,067,820 | \$230,296,358 | \$952,330,953 | \$386,186,041 |
| Owners..... | 1,145,353,996 | 1,425,724,106 | 393,465,203 | 274,657,725 | 2,409,952,214 | 1,043,492,498 | 256,444,065 | 178,535,700 | 607,590,322 | 270,286,168 |
| Managers..... | 45,142,013 | 47,827,175 | 21,073,177 | 15,375,487 | 219,449,165 | 98,156,147 | 38,295,072 | 25,024,326 | 27,612,675 | 8,998,875 |
| Tenants..... | 523,339,950 | 551,846,016 | 227,182,925 | 150,230,535 | 889,412,149 | 318,399,123 | 65,327,783 | 26,736,242 | 317,127,956 | 106,900,998 |
| Colored farmers, total..... | 68,241,528 | 58,190,838 | 137,573,106 | 85,128,116 | 73,156,701 | 39,475,839 | 2,333,466 | 2,545,227 | 36,251,427 | 13,152,287 |
| Owners..... | 27,815,350 | 28,090,773 | 35,851,160 | 20,522,785 | 31,634,239 | 19,570,019 | 1,853,180 | 2,413,182 | 11,804,172 | 4,972,900 |
| Managers..... | 639,451 | 805,720 | 843,905 | 452,704 | 1,533,434 | 531,712 | 109,608 | 34,063 | 355,660 | 117,568 |
| Tenants..... | 39,786,727 | 29,294,345 | 100,878,032 | 64,152,627 | 39,989,028 | 19,374,108 | 370,378 | 97,982 | 24,091,589 | 8,061,790 |
| GEOGRAPHIC DIVISIONS. | | | | | | | | | | |
| NEW ENGLAND. | | | | | | | | | | |
| White farmers, total..... | 45,617,746 | 44,011,978 | 386,157 | 282,528 | 95,468,394 | 42,201,338 | 2,653,116 | 1,846,101 | 8,322,372 | 3,993,788 |
| Owners..... | 39,153,691 | 37,867,700 | 300,683 | 230,732 | 79,249,108 | 35,473,147 | 2,251,145 | 1,614,606 | 6,689,190 | 3,169,133 |
| Managers..... | 2,970,686 | 2,857,423 | 43,986 | 23,391 | 6,734,734 | 2,611,818 | 232,222 | 128,002 | 1,008,503 | 463,118 |
| Tenants..... | 3,487,369 | 3,286,853 | 41,688 | 22,405 | 9,484,652 | 4,116,373 | 169,749 | 107,834 | 679,673 | 361,487 |
| Colored farmers, total..... | 49,585 | 46,100 | 500 | 400 | 100,053 | 39,511 | 4,280 | 696 | 18,667 | 8,636 |
| Owners..... | 33,920 | 34,190 | 475 | 400 | 60,050 | 29,550 | 705 | 530 | 12,636 | 6,924 |
| Managers..... | 8,170 | 5,020 | 25 | | 22,893 | 2,872 | 3,515 | 104 | 2,381 | 162 |
| Tenants..... | 6,445 | 6,890 | | | 17,110 | 7,089 | | 62 | 3,160 | 1,550 |
| MIDDLE ATLANTIC. | | | | | | | | | | |
| White farmers, total..... | 147,837,990 | 159,714,769 | 10,229,107 | 7,682,740 | 339,457,191 | 138,440,770 | 13,028,133 | 8,923,607 | 36,285,352 | 14,615,607 |
| Owners..... | 105,361,757 | 112,547,124 | 5,461,510 | 3,872,619 | 237,060,444 | 94,934,046 | 9,563,359 | 6,601,335 | 24,582,346 | 10,022,157 |
| Managers..... | 8,559,871 | 6,505,265 | 774,894 | 533,765 | 16,900,659 | 5,025,580 | 728,403 | 291,770 | 2,085,648 | 561,854 |
| Tenants..... | 35,916,362 | 40,662,380 | 3,993,203 | 3,276,366 | 85,436,088 | 38,480,544 | 2,734,371 | 2,030,502 | 9,417,358 | 4,031,596 |
| Colored farmers, total..... | 406,463 | 396,534 | 42,020 | 13,570 | 782,159 | 244,483 | 12,147 | 11,326 | 120,535 | 41,199 |
| Owners..... | 228,194 | 248,051 | 10,565 | 4,475 | 366,190 | 139,625 | 7,556 | 4,368 | 61,304 | 21,936 |
| Managers..... | 36,547 | 23,753 | 3,625 | 4,035 | 127,787 | 23,228 | 666 | 540 | 15,507 | 5,012 |
| Tenants..... | 141,722 | 124,730 | 21,930 | 5,060 | 288,182 | 81,630 | 3,925 | 6,418 | 43,664 | 14,251 |
| EAST NORTH CENTRAL. | | | | | | | | | | |
| White farmers, total..... | 384,159,876 | 488,020,375 | 37,192,789 | 31,178,241 | 704,568,423 | 271,468,185 | 53,507,207 | 38,962,128 | 250,878,517 | 102,498,738 |
| Owners..... | 243,558,649 | 325,844,900 | 20,921,826 | 17,918,321 | 475,904,919 | 193,604,512 | 36,195,456 | 28,715,800 | 149,633,170 | 68,394,675 |
| Managers..... | 7,533,035 | 8,519,737 | 1,020,308 | 774,894 | 20,912,831 | 5,939,911 | 1,710,972 | 774,232 | 6,817,182 | 2,236,922 |
| Tenants..... | 132,768,192 | 153,656,338 | 14,902,013 | 12,239,612 | 207,750,673 | 71,923,702 | 15,600,779 | 9,471,986 | 94,428,156 | 31,867,141 |
| Colored farmers, total..... | 1,002,960 | 1,269,510 | 214,398 | 225,830 | 1,193,265 | 475,935 | 63,139 | 47,702 | 482,742 | 239,540 |
| Owners..... | 624,938 | 804,094 | 116,852 | 119,687 | 766,269 | 302,418 | 33,895 | 26,780 | 247,642 | 142,776 |
| Managers..... | 32,090 | 63,530 | 3,850 | 12,405 | 82,383 | 35,648 | 3,099 | 4,900 | 29,471 | 14,949 |
| Tenants..... | 345,932 | 401,886 | 89,196 | 93,738 | 344,613 | 137,869 | 31,145 | 16,022 | 205,629 | 81,815 |
| WEST NORTH CENTRAL. | | | | | | | | | | |
| White farmers, total..... | 567,782,860 | 749,140,954 | 104,880,553 | 89,928,857 | 1,071,064,145 | 446,977,254 | 58,598,161 | 23,262,684 | 442,716,037 | 183,101,653 |
| Owners..... | 359,016,149 | 524,869,769 | 64,773,998 | 57,866,564 | 716,420,572 | 327,744,728 | 42,765,503 | 18,509,333 | 278,343,222 | 129,942,235 |
| Managers..... | 8,022,027 | 9,076,548 | 2,392,321 | 2,892,546 | 34,611,843 | 14,766,132 | 2,160,467 | 746,613 | 8,205,730 | 3,212,409 |
| Tenants..... | 200,744,684 | 215,194,637 | 37,714,534 | 29,989,127 | 320,031,730 | 104,466,394 | 13,672,191 | 4,006,718 | 156,077,076 | 49,946,949 |
| Colored farmers, total..... | 2,985,207 | 4,371,337 | 634,830 | 615,498 | 3,414,679 | 2,677,053 | 81,118 | 85,128 | 704,177 | 354,634 |
| Owners..... | 2,356,766 | 3,729,208 | 317,256 | 317,256 | 2,756,544 | 2,296,994 | 27,543 | 19,712 | 394,623 | 220,089 |
| Managers..... | 40,845 | 56,883 | 33,261 | 33,310 | 95,001 | 152,432 | 45,452 | 632 | 36,970 | 22,059 |
| Tenants..... | 637,576 | 585,246 | 284,702 | 259,432 | 563,134 | 227,627 | 18,121 | 4,784 | 272,584 | 103,456 |
| SOUTH ATLANTIC. | | | | | | | | | | |
| White farmers, total..... | 96,925,191 | 106,221,851 | 132,760,967 | 76,092,715 | 185,342,414 | 79,747,228 | 11,775,861 | 9,003,985 | 57,853,968 | 18,731,086 |
| Owners..... | 70,484,348 | 79,437,723 | 83,835,984 | 50,061,711 | 136,592,329 | 61,866,350 | 9,718,094 | 7,396,333 | 40,375,100 | 13,882,435 |
| Managers..... | 2,996,029 | 2,816,708 | 4,424,570 | 2,892,546 | 9,894,036 | 2,706,538 | 507,138 | 282,562 | 2,751,147 | 517,842 |
| Tenants..... | 23,444,814 | 23,967,420 | 44,500,413 | 23,138,458 | 38,855,549 | 15,174,334 | 1,550,629 | 1,325,085 | 14,724,661 | 4,330,749 |
| Colored farmers, total..... | 21,077,548 | 15,137,274 | 61,836,448 | 31,706,615 | 22,577,793 | 9,792,304 | 100,776 | 81,762 | 14,875,003 | 4,103,272 |
| Owners..... | 8,900,749 | 7,170,802 | 13,903,292 | 6,225,174 | 8,070,522 | 4,070,909 | 40,643 | 33,116 | 4,719,059 | 1,527,497 |
| Managers..... | 227,041 | 140,908 | 324,237 | 4,176,801 | 329,964 | 104,945 | 23,180 | 9,950 | 132,102 | 34,096 |
| Tenants..... | 11,949,758 | 7,825,564 | 47,608,919 | 25,304,040 | 14,177,307 | 5,616,390 | 36,953 | 33,696 | 10,023,732 | 2,541,679 |
| EAST SOUTH CENTRAL. | | | | | | | | | | |
| White farmers, total..... | 91,166,770 | 101,495,757 | 140,605,866 | 93,041,311 | 153,861,878 | 63,840,048 | 13,152,687 | 9,216,799 | 53,668,408 | 21,269,568 |
| Owners..... | 65,830,046 | 76,824,056 | 98,094,392 | 65,580,474 | 119,795,653 | 48,779,535 | 11,078,172 | 7,393,250 | 38,574,729 | 16,182,451 |
| Managers..... | 1,011,449 | 2,022,386 | 3,258,957 | 2,064,076 | 4,415,230 | 1,342,889 | 310,136 | 204,522 | 1,204,893 | 326,413 |
| Tenants..... | 23,419,275 | 22,648,415 | 39,342,607 | 25,390,161 | 33,650,995 | 13,717,324 | 1,764,379 | 1,146,027 | 13,889,786 | 4,700,704 |
| Colored farmers, total..... | 18,902,067 | 16,575,542 | 30,728,800 | 32,067,227 | 21,928,576 | 11,561,231 | 136,289 | 83,030 | 11,321,742 | 4,281,432 |
| Owners..... | 5,331,117 | 5,238,751 | 9,375,070 | 6,951,901 | 6,870,293 | 3,529,975 | 85,723 | 55,735 | 2,903,866 | 1,173,728 |
| Managers..... | 80,745 | 400,248 | 206,900 | 133,255 | 237,212 | 51,122 | 9,001 | 5,637 | 77,004 | 24,720 |
| Tenants..... | 13,484,205 | 10,936,518 | 30,086,770 | 24,982,071 | 14,715,071 | 7,980,134 | 41,565 | 21,668 | 8,340,872 | 3,082,984 |
| WEST SOUTH CENTRAL. | | | | | | | | | | |
| White farmers, total..... | 162,443,069 | 166,793,491 | 194,931,452 | 124,997,028 | 436,353,709 | 191,564,154 | 34,179,816 | 7,190,922 | 60,030,355 | 28,685,107 |
| Owners..... | 97,641,300 | 104,607,992 | 108,781,582 | 67,970,367 | 282,255,018 | 122,218,622 | 23,812,812 | 5,673,798 | 39,453,947 | 19,182,680 |
| Managers..... | 3,116,363 | 3,543,774 | 6,468,283 | 4,919,593 | 50,449,190 | 25,088,209 | 3,954,102 | 598,427 | 1,510,246 | 576,662 |
| Tenants..... | 61,685,397 | 58,551,725 | 81,681,587 | 52,098,068 | 103,654,501 | 44,307,323 | 6,412,902 | 918,699 | 19,066,162 | 8,925,756 |
| Colored farmers, total..... | 15,422,869 | 16,784,709 | 34,794,538 | 20,353,330 | 18,096,634 | 11,675,346 | 94,451 | 35,338 | 8,264,921 | 3,946,870 |
| Owners..... | 7,375,443 | 7,423,510 | 12,022,602 | 6,824,806 | 9,095,214 | 6,379,133 | 46,012 | 29,569 | 3,310,066 | 1,810,251 |
| Managers..... | 110,893 | 64,837 | 191,630 | 80,188 | 474,063 | 115,318 | 19,418 | 264 | 48,791 | 12,990 |
| Tenants..... | 10,936,533 | 8,336,362 | 22,580,306 | 13,448,336 | 8,526,457 | 5,180,895 | 29,021 | 5,503 | 4,905,624 | 2,123,629 |

COLOR AND TENURE OF FARMER.

TABLE 24.—VALUE OF DOMESTIC ANIMALS ON FARMS CLASSIFIED ACCORDING TO COLOR AND TENURE, BY DIVISIONS AND STATES: 1920 AND 1910—Continued.

| DIVISION OR STATE AND COLOR AND TENURE. | HORSES. | | MULES. | | ALL CATTLE. | | SHEEP. | | SWINE. | |
|---|---------------|---------------|-------------|-------------|---------------|---------------|---------------|---------------|--------------|-------------|
| | 1920 | 1910 | 1920 | 1910 | 1920 | 1910 | 1920 | 1910 | 1920 | 1910 |
| GEOG. DIVISIONS—Con. | | | | | | | | | | |
| MOUNTAIN. | | | | | | | | | | |
| White farmers, total..... | \$140,750,741 | \$109,721,565 | \$9,203,596 | \$5,165,051 | \$389,672,699 | \$143,970,293 | \$148,297,982 | \$109,486,942 | \$19,363,015 | \$5,085,223 |
| Owners..... | 111,346,533 | 90,550,935 | 6,582,339 | 3,907,929 | 290,007,316 | 109,517,617 | 111,826,370 | 85,139,719 | 14,659,153 | 4,015,325 |
| Managers..... | 7,488,761 | 6,264,034 | 884,261 | 481,696 | 49,537,875 | 23,722,262 | 21,535,426 | 19,378,396 | 1,181,947 | 342,368 |
| Tenants..... | 21,915,442 | 12,906,540 | 1,736,996 | 716,426 | 43,227,478 | 10,730,404 | 14,936,186 | 4,968,827 | 3,521,915 | 727,530 |
| Colored farmers, total..... | 2,884,910 | 2,884,663 | 110,095 | 62,393 | 3,124,336 | 2,299,266 | 1,622,729 | 2,169,348 | 114,046 | 29,276 |
| Owners..... | 2,328,042 | 2,718,071 | 68,511 | 52,373 | 2,627,817 | 2,236,735 | 1,442,231 | 2,150,197 | 65,099 | 19,688 |
| Managers..... | 23,793 | 20,821 | 1,435 | 1,500 | 123,322 | 38,645 | 550 | 12,000 | 2,228 | 1,687 |
| Tenants..... | 533,075 | 145,771 | 40,149 | 8,460 | 373,697 | 23,866 | 179,948 | 7,151 | 46,719 | 7,901 |
| PACIFIC. | | | | | | | | | | |
| White farmers, total..... | 77,151,716 | 100,276,019 | 11,530,818 | 11,895,276 | 203,019,675 | 81,838,508 | 57,876,857 | 22,403,210 | 23,214,929 | 8,205,271 |
| Owners..... | 52,655,209 | 73,083,017 | 6,803,279 | 7,169,008 | 130,066,325 | 49,853,935 | 39,284,054 | 17,018,554 | 15,320,390 | 5,494,958 |
| Managers..... | 4,543,792 | 6,221,300 | 1,457,505 | 1,306,301 | 25,682,767 | 17,002,808 | 7,156,206 | 2,624,092 | 2,562,370 | 761,227 |
| Tenants..... | 10,952,715 | 20,971,702 | 3,270,034 | 3,360,967 | 47,320,583 | 15,482,665 | 11,486,597 | 2,760,564 | 5,326,169 | 1,949,086 |
| Colored farmers, total..... | 2,559,969 | 1,685,169 | 211,477 | 83,253 | 2,039,908 | 710,710 | 203,539 | 90,899 | 349,534 | 147,408 |
| Owners..... | 636,181 | 724,066 | 35,935 | 26,663 | 1,015,840 | 584,600 | 108,812 | 88,175 | 89,277 | 41,011 |
| Managers..... | 72,327 | 29,725 | 9,452 | 5,650 | 99,909 | 7,502 | 4,967 | 36 | 10,592 | 1,893 |
| Tenants..... | 1,851,461 | 931,378 | 166,060 | 50,940 | 883,457 | 118,608 | 29,760 | 2,688 | 249,665 | 104,504 |
| NEW ENGLAND. | | | | | | | | | | |
| Maine. | | | | | | | | | | |
| White farmers, total..... | 15,977,751 | 14,361,211 | 70,336 | 72,048 | 18,266,335 | 7,782,990 | 1,191,645 | 813,864 | 1,937,825 | 947,720 |
| Owners..... | 15,017,014 | 13,480,555 | 63,552 | 67,921 | 17,052,214 | 7,347,965 | 1,115,330 | 734,010 | 1,759,762 | 869,366 |
| Managers..... | 370,001 | 401,476 | 2,184 | 1,825 | 589,942 | 212,600 | 42,184 | 14,565 | 94,313 | 45,160 |
| Tenants..... | 590,136 | 479,180 | 4,600 | 2,300 | 624,179 | 222,425 | 34,131 | 15,289 | 83,750 | 30,194 |
| Colored farmers, total..... | 2,930 | 3,545 | 400 | 400 | 4,475 | 1,394 | 135 | 112 | 300 | 374 |
| Owners..... | 2,930 | 3,545 | 400 | 400 | 4,475 | 1,239 | 135 | 50 | 300 | 324 |
| Managers..... | | | | | | | | | | |
| Tenants..... | | | | | | 155 | | 62 | | 50 |
| New Hampshire. | | | | | | | | | | |
| White farmers, total..... | 5,211,718 | 5,263,984 | 34,694 | 29,681 | 11,302,187 | 5,237,825 | 310,065 | 192,322 | 889,157 | 503,488 |
| Owners..... | 4,540,362 | 4,678,022 | 29,144 | 26,431 | 9,780,158 | 4,682,555 | 263,606 | 166,906 | 732,251 | 402,705 |
| Managers..... | 298,750 | 282,787 | 1,750 | 400 | 744,047 | 239,754 | 29,668 | 16,491 | 92,305 | 70,922 |
| Tenants..... | 372,606 | 303,175 | 3,800 | 2,850 | 777,982 | 283,516 | 16,801 | 8,865 | 64,601 | 29,861 |
| Colored farmers, total..... | 7,175 | 2,405 | | | 15,026 | 2,297 | 2,425 | 24 | 1,864 | 666 |
| Owners..... | 2,225 | 455 | | | 3,566 | 852 | | 24 | 834 | 136 |
| Managers..... | 4,900 | | | | 8,056 | | 2,425 | | 1,005 | |
| Tenants..... | 50 | 1,950 | | | 3,406 | 1,445 | | 25 | | 550 |
| Vermont. | | | | | | | | | | |
| White farmers, total..... | 10,414,186 | 8,588,652 | 91,901 | 53,540 | 28,484,749 | 11,824,834 | 723,218 | 538,781 | 1,405,939 | 974,412 |
| Owners..... | 8,661,016 | 7,149,003 | 74,661 | 46,575 | 22,076,041 | 9,472,866 | 575,818 | 442,324 | 1,130,985 | 794,298 |
| Managers..... | 368,999 | 352,417 | 3,030 | 3,275 | 1,027,516 | 407,223 | 55,227 | 34,948 | 83,693 | 39,454 |
| Tenants..... | 1,384,171 | 1,087,232 | 13,610 | 3,690 | 4,481,192 | 1,944,740 | 92,173 | 61,509 | 191,261 | 140,660 |
| Colored farmers, total..... | 6,955 | 2,705 | 15 | | 18,054 | 4,058 | 465 | 210 | 1,471 | 387 |
| Owners..... | 4,920 | 2,380 | 15 | | 12,829 | 3,511 | 275 | 210 | 912 | 258 |
| Managers..... | 1,170 | | | | 1,185 | | 190 | | 158 | |
| Tenants..... | 865 | 325 | | | 4,040 | 547 | | | 401 | 109 |
| Massachusetts. | | | | | | | | | | |
| White farmers, total..... | 7,754,387 | 8,658,737 | 43,991 | 43,385 | 20,060,007 | 9,336,992 | 236,993 | 156,498 | 2,330,297 | 974,736 |
| Owners..... | 5,941,064 | 6,847,517 | 35,036 | 29,985 | 15,721,244 | 7,446,554 | 164,402 | 115,842 | 1,712,124 | 645,223 |
| Managers..... | 1,313,469 | 1,143,001 | 5,800 | 6,445 | 2,839,346 | 1,163,516 | 62,925 | 34,039 | 442,309 | 242,670 |
| Tenants..... | 499,854 | 668,219 | 3,055 | 6,955 | 1,499,417 | 726,922 | 9,066 | 6,017 | 175,864 | 86,893 |
| Colored farmers, total..... | 16,642 | 13,260 | 260 | | 33,091 | 11,084 | 30 | | 8,817 | 4,203 |
| Owners..... | 14,247 | 11,895 | 260 | | 31,576 | 9,871 | 30 | | 7,607 | 3,912 |
| Managers..... | 1,350 | 760 | | | 1,445 | 200 | | | 880 | 35 |
| Tenants..... | 1,045 | 615 | | | 70 | 1,013 | | | 330 | 256 |
| Rhode Island. | | | | | | | | | | |
| White farmers, total..... | 969,676 | 1,417,392 | 9,037 | 11,155 | 2,981,551 | 1,306,238 | 37,319 | 32,017 | 329,200 | 122,989 |
| Owners..... | 687,669 | 957,436 | 6,747 | 9,055 | 2,014,585 | 896,827 | 23,006 | 21,958 | 234,440 | 81,827 |
| Managers..... | 120,259 | 245,280 | 790 | 900 | 389,201 | 147,930 | 10,432 | 5,611 | 46,697 | 18,311 |
| Tenants..... | 161,748 | 214,676 | 1,500 | 1,200 | 577,765 | 261,481 | 3,881 | 5,048 | 48,063 | 22,851 |
| Colored farmers, total..... | 2,435 | 6,785 | | | 2,545 | 2,850 | | 20 | 1,938 | 658 |
| Owners..... | 1,535 | 6,010 | | | 1,205 | 2,002 | | 20 | 700 | 473 |
| Managers..... | 800 | | | | | | | | | |
| Tenants..... | 600 | 775 | | | 1,340 | 848 | | | 1,238 | 185 |
| Connecticut. | | | | | | | | | | |
| White farmers, total..... | 5,290,028 | 5,722,000 | 136,198 | 72,721 | 14,373,565 | 6,712,459 | 153,876 | 112,019 | 1,429,954 | 470,393 |
| Owners..... | 4,305,966 | 4,755,167 | 90,943 | 56,765 | 11,704,866 | 5,626,380 | 108,983 | 83,505 | 1,069,634 | 375,764 |
| Managers..... | 505,208 | 432,462 | 30,282 | 10,546 | 1,144,682 | 410,790 | 31,796 | 17,408 | 244,186 | 43,601 |
| Tenants..... | 478,854 | 534,371 | 14,973 | 5,410 | 1,524,017 | 675,289 | 13,097 | 11,106 | 110,134 | 51,028 |
| Colored farmers, total..... | 13,398 | 17,400 | 225 | | 26,862 | 17,828 | 1,225 | 330 | 4,277 | 2,345 |
| Owners..... | 8,063 | 9,905 | 200 | | 6,400 | 12,075 | 325 | 236 | 2,283 | 1,821 |
| Managers..... | 1,450 | 4,270 | 25 | | 12,207 | 2,672 | 900 | 104 | 838 | 127 |
| Tenants..... | 3,885 | 3,225 | | | 8,255 | 3,081 | | | 1,156 | 400 |

TABLE 24.—VALUE OF DOMESTIC ANIMALS ON FARMS CLASSIFIED ACCORDING TO COLOR AND TENURE, BY DIVISIONS AND STATES: 1920 AND 1910—Continued.

| DIVISION OR STATE AND COLOR AND TENURE. | HORSES. | | MULES. | | ALL CATTLE. | | SHEEP. | | SWINE. | |
|---|--------------|--------------|-------------|------------|---------------|--------------|-------------|-------------|--------------|-------------|
| | 1920 | 1910 | 1920 | 1910 | 1920 | 1910 | 1920 | 1910 | 1920 | 1910 |
| MIDDLE ATLANTIC. | | | | | | | | | | |
| New York. | | | | | | | | | | |
| White farmers, total | \$77,586,408 | \$79,851,625 | \$1,189,391 | \$649,662 | \$198,413,268 | \$82,933,477 | \$7,694,685 | \$4,836,107 | \$11,655,973 | \$5,893,668 |
| Owners | 56,437,544 | 57,821,253 | 855,612 | 455,341 | 142,858,964 | 57,993,829 | 5,475,782 | 3,484,754 | 8,200,818 | 4,115,494 |
| Managers | 3,191,756 | 3,243,698 | 34,639 | 59,999 | 9,161,884 | 2,974,450 | 477,170 | 191,432 | 731,807 | 265,670 |
| Tenants | 17,957,108 | 18,786,704 | 249,140 | 134,322 | 46,392,420 | 21,965,198 | 1,741,733 | 1,159,921 | 2,723,348 | 1,512,504 |
| Colored farmers, total | 176,004 | 191,677 | 6,305 | 835 | 413,460 | 128,765 | 5,108 | 3,544 | 35,740 | 11,604 |
| Owners | 124,470 | 150,114 | 2,665 | 835 | 291,812 | 97,110 | 3,576 | 1,626 | 21,058 | 8,322 |
| Managers | 14,701 | 3,780 | | | 81,140 | 5,775 | 60 | | 6,050 | 538 |
| Tenants | 36,833 | 37,783 | 3,640 | | 80,508 | 25,874 | 1,470 | 1,918 | 8,632 | 2,744 |
| New Jersey. | | | | | | | | | | |
| White farmers, total | 9,542,602 | 11,912,309 | 887,934 | 616,644 | 18,228,526 | 8,339,481 | 145,399 | 160,619 | 2,565,030 | 1,114,191 |
| Owners | 6,034,461 | 7,441,585 | 545,415 | 369,218 | 10,655,457 | 4,958,590 | 85,444 | 103,017 | 1,000,245 | 694,157 |
| Managers | 635,702 | 1,000,891 | 68,093 | 41,995 | 1,680,189 | 505,242 | 37,120 | 22,107 | 250,772 | 58,649 |
| Tenants | 2,832,439 | 3,469,833 | 274,426 | 205,431 | 5,984,950 | 2,875,649 | 22,835 | 35,496 | 714,013 | 361,385 |
| Colored farmers, total | 110,567 | 100,203 | 15,440 | 5,130 | 120,478 | 53,636 | 386 | 519 | 37,867 | 12,849 |
| Owners | 40,105 | 38,284 | 4,585 | 655 | 27,752 | 11,815 | | | 10,064 | 5,440 |
| Managers | 7,411 | 9,615 | 1,125 | 2,100 | 22,937 | 9,781 | 241 | 365 | 2,091 | 678 |
| Tenants | 63,051 | 52,304 | 9,730 | 2,375 | 60,787 | 32,040 | 145 | 154 | 18,872 | 6,731 |
| Pennsylvania. | | | | | | | | | | |
| White farmers, total | 60,708,980 | 67,950,835 | 8,151,782 | 6,416,434 | 122,817,397 | 47,187,812 | 5,188,049 | 3,926,881 | 22,064,349 | 7,897,745 |
| Owners | 42,889,752 | 47,284,286 | 4,080,483 | 3,048,080 | 83,546,043 | 31,952,227 | 4,002,133 | 3,018,564 | 14,781,283 | 5,212,506 |
| Managers | 2,712,413 | 2,280,706 | 621,662 | 431,761 | 6,212,636 | 1,545,838 | 214,113 | 78,281 | 1,303,069 | 237,535 |
| Tenants | 15,106,815 | 18,405,843 | 3,469,637 | 2,936,613 | 33,058,718 | 13,689,697 | 990,809 | 835,086 | 5,979,997 | 2,647,707 |
| Colored farmers, total | 119,892 | 104,654 | 20,275 | 7,605 | 248,221 | 82,082 | 6,655 | 7,263 | 46,928 | 16,746 |
| Owners | 63,619 | 59,653 | 9,315 | 2,085 | 86,624 | 30,694 | 3,980 | 2,742 | 24,152 | 8,174 |
| Managers | 14,485 | 10,368 | 2,400 | 1,935 | 23,710 | 7,673 | 366 | 1,175 | 6,586 | 3,796 |
| Tenants | 41,838 | 34,643 | 8,560 | 2,685 | 137,887 | 23,716 | 2,310 | 4,346 | 10,160 | 4,776 |
| EAST NORTH CENTRAL. | | | | | | | | | | |
| Ohio. | | | | | | | | | | |
| White farmers, total | 76,384,252 | 98,469,157 | 3,626,541 | 2,782,096 | 118,150,374 | 51,249,762 | 18,983,224 | 14,916,895 | 48,288,405 | 19,322,622 |
| Owners | 47,309,693 | 65,815,327 | 2,053,021 | 1,577,774 | 75,524,754 | 35,283,514 | 12,016,229 | 10,768,381 | 28,239,813 | 12,578,525 |
| Managers | 1,496,573 | 1,697,952 | 163,252 | 125,470 | 4,018,697 | 1,219,075 | 391,117 | 238,388 | 1,310,190 | 431,643 |
| Tenants | 27,577,986 | 30,955,878 | 1,410,268 | 1,058,843 | 38,607,023 | 14,767,173 | 5,975,878 | 3,910,176 | 18,738,402 | 6,312,654 |
| Colored farmers, total | 345,014 | 441,481 | 21,414 | 13,735 | 431,553 | 153,579 | 37,364 | 24,486 | 196,846 | 90,108 |
| Owners | 184,717 | 250,063 | 10,790 | 6,685 | 253,673 | 94,834 | 14,939 | 11,513 | 89,382 | 54,822 |
| Managers | 16,765 | 44,855 | 2,475 | 230 | 33,365 | 4,078 | 2,783 | 2,572 | 15,494 | 3,430 |
| Tenants | 143,532 | 146,563 | 8,149 | 6,820 | 144,515 | 53,767 | 10,642 | 10,401 | 91,070 | 31,856 |
| Indiana. | | | | | | | | | | |
| White farmers, total | 66,576,388 | 86,946,780 | 11,936,984 | 9,624,384 | 94,407,518 | 39,047,841 | 7,624,996 | 5,904,470 | 62,989,366 | 23,693,441 |
| Owners | 40,576,969 | 57,485,741 | 7,198,471 | 5,927,782 | 59,749,061 | 27,343,895 | 4,776,704 | 4,145,633 | 37,351,610 | 16,149,642 |
| Managers | 1,121,630 | 2,026,317 | 440,446 | 345,688 | 3,156,416 | 1,039,491 | 192,992 | 144,179 | 1,530,254 | 488,874 |
| Tenants | 24,877,809 | 27,434,722 | 4,298,067 | 3,350,914 | 31,602,041 | 10,664,455 | 2,655,240 | 1,614,658 | 24,107,502 | 7,054,025 |
| Colored farmers, total | 126,818 | 171,688 | 51,408 | 53,630 | 122,366 | 62,651 | 3,972 | 4,026 | 105,854 | 46,145 |
| Owners | 66,514 | 99,694 | 28,210 | 33,225 | 78,518 | 33,225 | 1,610 | 2,100 | 54,674 | 27,687 |
| Managers | 3,230 | 3,770 | 3,000 | 3,900 | 2,909 | 5,301 | 216 | 410 | 7,174 | 1,488 |
| Tenants | 57,074 | 68,224 | 26,578 | 21,515 | 40,549 | 24,125 | 2,146 | 1,516 | 44,006 | 17,070 |
| Illinois. | | | | | | | | | | |
| White farmers, total | 118,500,948 | 163,062,672 | 20,490,891 | 17,984,250 | 182,013,205 | 73,338,327 | 7,938,436 | 4,840,713 | 90,086,649 | 36,148,158 |
| Owners | 58,051,436 | 88,467,759 | 10,860,085 | 9,805,611 | 98,942,050 | 44,345,850 | 4,947,825 | 3,400,022 | 47,034,462 | 21,710,919 |
| Managers | 2,540,814 | 2,513,364 | 692,497 | 508,425 | 5,719,759 | 1,759,590 | 251,978 | 111,294 | 2,832,040 | 872,881 |
| Tenants | 57,908,698 | 72,081,549 | 8,932,309 | 7,670,214 | 77,350,786 | 27,232,878 | 2,738,633 | 1,268,497 | 40,220,147 | 13,559,358 |
| Colored farmers, total | 207,926 | 300,728 | 137,626 | 156,085 | 245,485 | 116,418 | 7,628 | 3,023 | 116,387 | 67,021 |
| Owners | 102,833 | 165,499 | 81,182 | 83,007 | 128,037 | 60,244 | 5,348 | 1,111 | 55,815 | 35,609 |
| Managers | 6,330 | 10,840 | 2,875 | 8,275 | 13,084 | 23,268 | 100 | 1,593 | 6,070 | 9,745 |
| Tenants | 98,713 | 124,389 | 53,569 | 64,803 | 104,364 | 32,066 | 2,180 | 310 | 55,502 | 23,637 |
| Michigan. | | | | | | | | | | |
| White farmers, total | 56,270,438 | 71,071,670 | 657,515 | 492,045 | 101,501,434 | 40,408,997 | 13,671,567 | 9,632,714 | 19,579,183 | 9,725,530 |
| Owners | 43,746,363 | 57,704,401 | 463,656 | 368,493 | 76,969,510 | 32,323,874 | 9,707,208 | 7,344,120 | 14,228,592 | 7,437,638 |
| Managers | 1,150,544 | 1,140,450 | 32,440 | 22,071 | 3,040,460 | 831,979 | 526,365 | 207,790 | 621,026 | 232,272 |
| Tenants | 11,373,541 | 12,226,819 | 161,419 | 101,481 | 21,491,464 | 7,253,144 | 3,377,994 | 2,080,804 | 4,829,565 | 2,055,620 |
| Colored farmers, total | 163,327 | 240,804 | 3,600 | 1,780 | 216,537 | 91,321 | 16,812 | 13,851 | 42,531 | 29,512 |
| Owners | 120,783 | 189,159 | 2,700 | 1,180 | 169,436 | 68,668 | 9,635 | 10,050 | 29,870 | 22,037 |
| Managers | 1,770 | 2,250 | | | 2,820 | 1,436 | | 325 | 629 | 119 |
| Tenants | 40,769 | 52,395 | 900 | 600 | 44,281 | 21,177 | 7,177 | 3,476 | 12,032 | 7,358 |
| Wisconsin. | | | | | | | | | | |
| White farmers, total | 66,427,840 | 68,470,698 | 480,858 | 315,466 | 208,495,892 | 67,423,258 | 5,288,984 | 3,667,336 | 29,984,914 | 13,613,987 |
| Owners | 54,174,208 | 56,371,672 | 340,593 | 238,661 | 164,718,934 | 54,327,379 | 4,087,430 | 2,996,804 | 22,778,702 | 10,517,951 |
| Managers | 1,223,474 | 1,141,654 | 40,315 | 18,645 | 4,977,599 | 1,089,767 | 348,520 | 72,681 | 623,672 | 211,352 |
| Tenants | 11,030,158 | 10,957,370 | 99,950 | 58,160 | 38,799,359 | 12,006,112 | 853,034 | 597,851 | 6,582,640 | 2,884,684 |
| Colored farmers, total | 159,875 | 114,809 | 350 | 600 | 177,324 | 51,966 | 2,363 | 2,316 | 21,124 | 6,754 |
| Owners | 150,086 | 102,679 | 350 | 600 | 136,905 | 45,447 | 2,363 | 2,006 | 17,901 | 4,661 |
| Managers | 3,945 | 1,815 | | | 30,115 | 665 | | | 1,104 | 167 |
| Tenants | 5,844 | 10,315 | | | 10,904 | 5,854 | | 310 | 2,119 | 1,926 |

TABLE 24.—VALUE OF DOMESTIC ANIMALS ON FARMS CLASSIFIED ACCORDING TO COLOR AND TENURE, BY DIVISIONS AND STATES: 1920 AND 1910—Continued.

| DIVISION OR STATE AND COLOR AND TENURE. | HORSES. | | MULES. | | ALL CATTLE. | | SHEEP. | | SWINE. | |
|---|--------------|--------------|-------------|------------|---------------|--------------|-------------|-------------|--------------|--------------|
| | 1920 | 1910 | 1920 | 1910 | 1920 | 1910 | 1920 | 1910 | 1920 | 1910 |
| WEST NORTH CENTRAL. | | | | | | | | | | |
| Minnesota. | | | | | | | | | | |
| White farmers, total..... | \$52,961,604 | \$58,973,417 | \$1,062,683 | \$731,873 | \$151,075,141 | \$50,274,528 | \$5,742,878 | \$2,692,691 | \$52,234,388 | \$13,924,558 |
| Owners..... | 57,642,081 | 66,794,068 | 606,654 | 489,865 | 108,649,814 | 38,980,947 | 4,375,608 | 2,060,370 | 35,510,032 | 10,498,052 |
| Managers..... | 1,132,580 | 1,230,555 | 29,093 | 36,273 | 8,457,447 | 892,150 | 209,135 | 78,435 | 828,423 | 235,117 |
| Tenants..... | 24,186,943 | 20,948,794 | 306,936 | 205,745 | 39,071,880 | 10,481,826 | 1,157,935 | 558,886 | 15,895,333 | 3,191,389 |
| Colored farmers, total..... | 66,173 | 95,455 | 290 | 850 | 168,562 | 31,949 | 5,840 | 733 | 11,485 | 4,569 |
| Owners..... | 56,710 | 66,540 | | 600 | 151,401 | 22,848 | 4,200 | 723 | 7,716 | 3,821 |
| Managers..... | 1,890 | 325 | | | | | | | 10 | 20 |
| Tenants..... | 7,573 | 28,590 | 290 | 250 | 16,878 | 8,766 | 1,040 | 10 | 3,759 | 728 |
| Iowa. | | | | | | | | | | |
| White farmers, total..... | 127,254,191 | 177,919,414 | 10,039,167 | 7,546,618 | 258,605,387 | 118,826,006 | 12,882,516 | 5,747,249 | 176,215,247 | 69,677,509 |
| Owners..... | 70,077,098 | 111,121,600 | 5,200,959 | 4,251,553 | 151,070,988 | 78,940,897 | 8,561,229 | 4,310,036 | 101,928,429 | 46,276,619 |
| Managers..... | 1,726,553 | 1,939,232 | 260,985 | 227,100 | 6,115,400 | 2,515,201 | 372,914 | 109,517 | 2,995,653 | 1,004,060 |
| Tenants..... | 55,450,540 | 64,858,582 | 4,577,223 | 3,067,965 | 101,410,499 | 37,369,908 | 3,948,373 | 1,327,666 | 71,291,165 | 22,397,831 |
| Colored farmers, total..... | 43,040 | 79,710 | 2,355 | 5,200 | 72,076 | 38,133 | 1,081 | 1,587 | 48,779 | 15,709 |
| Owners..... | 19,170 | 49,145 | 735 | 3,195 | 27,164 | 18,189 | 845 | 566 | 18,885 | 7,853 |
| Managers..... | 805 | 4,700 | | | 905 | 3,901 | | 553 | 970 | 880 |
| Tenants..... | 23,065 | 25,865 | 1,620 | 2,005 | 44,007 | 16,043 | 236 | 468 | 28,924 | 6,976 |
| Missouri. | | | | | | | | | | |
| White farmers, total..... | 74,034,303 | 113,245,643 | 50,527,738 | 42,392,231 | 158,416,813 | 72,689,386 | 15,719,549 | 7,375,072 | 61,209,124 | 31,746,170 |
| Owners..... | 52,731,119 | 84,819,346 | 34,690,637 | 29,397,067 | 119,046,190 | 57,276,066 | 12,484,342 | 6,621,070 | 44,142,490 | 24,541,688 |
| Managers..... | 908,118 | 1,278,922 | 1,063,211 | 795,835 | 4,880,869 | 1,795,552 | 322,498 | 137,163 | 1,498,319 | 659,582 |
| Tenants..... | 20,995,066 | 27,147,375 | 14,773,890 | 12,259,299 | 33,880,748 | 13,617,768 | 2,912,709 | 1,116,239 | 15,568,315 | 6,544,900 |
| Colored farmers, total..... | 443,497 | 730,920 | 443,515 | 446,471 | 559,325 | 294,278 | 36,083 | 13,806 | 346,582 | 191,403 |
| Owners..... | 269,158 | 471,613 | 209,876 | 212,344 | 359,522 | 180,777 | 16,782 | 10,311 | 185,460 | 119,148 |
| Managers..... | 13,585 | 23,683 | 33,900 | 25,070 | 48,923 | 22,124 | 11,408 | 61 | 25,283 | 8,014 |
| Tenants..... | 165,754 | 235,624 | 200,039 | 209,057 | 150,880 | 91,377 | 7,893 | 3,434 | 135,839 | 64,241 |
| North Dakota. | | | | | | | | | | |
| White farmers, total..... | 71,785,410 | 82,949,520 | 776,958 | 1,148,951 | 67,576,662 | 17,495,784 | 3,560,999 | 1,257,736 | 8,874,500 | 3,147,257 |
| Owners..... | 51,959,795 | 60,416,321 | 520,057 | 846,063 | 52,069,517 | 15,439,161 | 2,601,258 | 1,140,344 | 6,431,527 | 2,650,293 |
| Managers..... | 1,846,392 | 1,159,856 | 26,080 | 79,526 | 2,046,683 | 278,853 | 183,613 | 36,744 | 248,856 | 85,857 |
| Tenants..... | 18,479,223 | 12,373,343 | 229,321 | 223,363 | 13,460,482 | 1,777,770 | 776,128 | 71,048 | 2,104,117 | 411,107 |
| Colored farmers, total..... | 383,042 | 512,219 | 3,550 | 50 | 335,055 | 215,614 | 12,690 | 1 | 10,486 | 5,652 |
| Owners..... | 330,031 | 502,120 | 3,400 | 50 | 283,569 | 211,722 | 540 | 1 | 6,737 | 4,779 |
| Managers..... | 2,980 | 1,450 | | | 725 | 120 | 11,600 | | 156 | 150 |
| Tenants..... | 50,031 | 8,649 | 150 | | 50,761 | 3,772 | 560 | | 3,693 | 723 |
| South Dakota. | | | | | | | | | | |
| White farmers, total..... | 55,626,813 | 71,279,053 | 1,629,882 | 1,663,687 | 118,303,030 | 34,432,394 | 10,610,287 | 2,993,480 | 42,923,045 | 10,366,412 |
| Owners..... | 35,730,547 | 51,829,365 | 915,514 | 1,121,520 | 81,024,043 | 25,417,178 | 8,196,008 | 2,512,232 | 27,349,289 | 7,089,420 |
| Managers..... | 850,500 | 746,119 | 52,823 | 31,800 | 4,505,477 | 1,407,409 | 452,783 | 99,768 | 659,762 | 159,655 |
| Tenants..... | 19,045,766 | 18,703,569 | 661,545 | 510,367 | 32,173,510 | 6,607,807 | 1,950,896 | 381,480 | 14,913,994 | 2,521,337 |
| Colored farmers, total..... | 1,424,319 | 2,183,925 | 6,494 | 4,030 | 1,677,653 | 1,824,840 | 24,971 | 8,558 | 74,054 | 20,481 |
| Owners..... | 1,333,369 | 2,082,253 | 4,119 | 4,430 | 1,573,730 | 1,674,333 | 2,857 | 7,748 | 55,143 | 18,175 |
| Managers..... | 11,590 | 10,870 | 425 | | 18,829 | 105,756 | 22,094 | | 3,530 | 465 |
| Tenants..... | 79,360 | 70,802 | 1,950 | 500 | 85,094 | 44,751 | 20 | 310 | 15,331 | 2,041 |
| Nebraska. | | | | | | | | | | |
| White farmers, total..... | 72,101,135 | 102,575,727 | 11,668,784 | 10,359,856 | 163,473,193 | 73,011,825 | 5,926,457 | 1,486,741 | 71,975,003 | 29,626,960 |
| Owners..... | 40,895,442 | 65,829,896 | 6,169,225 | 5,678,127 | 104,680,569 | 52,636,659 | 3,668,164 | 970,196 | 44,111,662 | 20,420,421 |
| Managers..... | 1,050,718 | 1,485,211 | 272,014 | 257,171 | 7,652,697 | 4,382,165 | 522,395 | 176,878 | 1,409,410 | 607,804 |
| Tenants..... | 30,154,975 | 35,260,620 | 5,227,545 | 4,424,558 | 51,139,930 | 15,993,001 | 1,735,898 | 339,667 | 26,453,931 | 8,598,735 |
| Colored farmers, total..... | 205,668 | 229,180 | 21,298 | 14,220 | 210,576 | 62,232 | 404 | 207 | 96,503 | 22,522 |
| Owners..... | 116,345 | 180,090 | 12,170 | 4,470 | 116,311 | 46,388 | 54 | 207 | 53,177 | 16,343 |
| Managers..... | 1,580 | 3,200 | 200 | 7,200 | 15,968 | 7,300 | 350 | | 4,649 | 2,400 |
| Tenants..... | 87,743 | 45,890 | 8,928 | 2,560 | 78,297 | 8,544 | | | 38,677 | 3,779 |
| Kansas. | | | | | | | | | | |
| White farmers, total..... | 84,019,404 | 112,198,180 | 29,176,341 | 25,485,641 | 153,613,399 | 80,347,336 | 4,155,675 | 1,200,695 | 29,284,730 | 24,612,787 |
| Owners..... | 49,980,067 | 75,059,173 | 16,610,052 | 15,546,349 | 98,783,448 | 58,104,220 | 2,878,294 | 885,455 | 18,869,193 | 17,866,743 |
| Managers..... | 1,007,166 | 1,230,653 | 687,215 | 645,442 | 5,944,270 | 3,524,802 | 97,129 | 108,108 | 655,316 | 464,304 |
| Tenants..... | 33,032,171 | 35,902,354 | 11,878,074 | 9,293,830 | 48,885,681 | 18,718,314 | 1,180,252 | 216,132 | 9,760,221 | 6,281,650 |
| Colored farmers, total..... | 364,468 | 559,928 | 157,328 | 143,777 | 391,432 | 210,107 | 10,047 | 236 | 115,688 | 94,098 |
| Owners..... | 231,983 | 377,447 | 81,867 | 92,167 | 244,347 | 142,740 | 2,265 | 156 | 67,505 | 58,070 |
| Managers..... | 8,415 | 12,655 | 3,736 | 6,540 | 9,063 | 12,996 | 18 | | 2,322 | 10,130 |
| Tenants..... | 124,070 | 169,826 | 71,725 | 45,070 | 137,522 | 54,371 | 7,762 | 62 | 45,861 | 24,998 |
| SOUTH ATLANTIC. | | | | | | | | | | |
| Delaware. | | | | | | | | | | |
| White farmers, total..... | 2,055,199 | 3,307,140 | 1,094,062 | 724,600 | 3,281,839 | 1,600,980 | 38,017 | 36,417 | 571,551 | 320,366 |
| Owners..... | 964,729 | 1,682,991 | 599,347 | 418,788 | 1,388,804 | 711,863 | 19,937 | 13,957 | 313,974 | 166,023 |
| Managers..... | 59,760 | 74,448 | 36,355 | 17,965 | 126,800 | 61,742 | | 797 | 24,513 | 10,679 |
| Tenants..... | 1,030,710 | 1,549,701 | 458,360 | 287,847 | 1,766,175 | 827,375 | 17,760 | 21,663 | 233,064 | 143,664 |
| Colored farmers, total..... | 117,410 | 144,651 | 67,815 | 39,533 | 112,321 | 47,353 | 380 | 481 | 31,772 | 17,544 |
| Owners..... | 37,488 | 57,935 | 18,509 | 12,060 | 23,570 | 12,998 | | 55 | 10,026 | 6,013 |
| Managers..... | 4,310 | 6,600 | 1,950 | 2,700 | 6,995 | 3,917 | | 215 | 2,825 | 904 |
| Tenants..... | 75,612 | 80,116 | 47,365 | 24,773 | 81,756 | 30,438 | 380 | 211 | 18,921 | 10,027 |

TABLE 24.—VALUE OF DOMESTIC ANIMALS ON FARMS CLASSIFIED ACCORDING TO COLOR AND TENURE, BY DIVISIONS AND STATES: 1920 AND 1910—Continued.

| DIVISION OR STATE AND COLOR AND TENURE. | HORSES. | | MULES. | | ALL CATTLE. | | SHEEP. | | SWINE. | |
|---|--------------|--------------|-------------|-------------|--------------|-------------|-------------|-------------|-------------|-------------|
| | 1920 | 1910 | 1920 | 1910 | 1920 | 1910 | 1920 | 1910 | 1920 | 1910 |
| SOUTH ATLANTIC—CON. | | | | | | | | | | |
| Maryland. | | | | | | | | | | |
| White farmers, total..... | \$12,847,939 | \$15,907,160 | \$3,876,198 | \$2,902,363 | \$19,720,540 | \$7,562,516 | \$1,225,215 | \$1,114,081 | \$3,953,424 | \$1,675,405 |
| Owners..... | 7,503,289 | 9,698,079 | 2,235,392 | 1,687,064 | 11,587,370 | 4,579,941 | 674,331 | 588,203 | 2,425,895 | 1,025,986 |
| Managers..... | 780,468 | 613,764 | 279,643 | 199,280 | 1,489,596 | 369,200 | 77,800 | 43,141 | 275,141 | 71,493 |
| Tenants..... | 4,564,182 | 5,595,317 | 1,361,163 | 1,016,019 | 6,643,674 | 2,613,375 | 473,024 | 482,737 | 1,252,388 | 577,926 |
| Colored farmers, total..... | 987,472 | 880,307 | 262,566 | 141,218 | 643,261 | 307,010 | 37,583 | 28,884 | 216,550 | 90,452 |
| Owners..... | 406,659 | 451,256 | 102,533 | 43,823 | 248,847 | 135,721 | 7,006 | 5,890 | 103,029 | 46,571 |
| Managers..... | 51,166 | 36,680 | 27,250 | 22,525 | 30,319 | 14,203 | 11,139 | 5,139 | 15,221 | 3,676 |
| Tenants..... | 460,658 | 392,371 | 132,783 | 74,870 | 305,095 | 157,086 | 19,438 | 17,855 | 98,300 | 40,205 |
| District of Columbia. | | | | | | | | | | |
| White farmers, total..... | 32,907 | 53,476 | 4,521 | 5,710 | 160,650 | 74,650 | 70 | 70 | 25,215 | 9,367 |
| Owners..... | 9,560 | 19,535 | 1,580 | 1,645 | 14,495 | 8,590 | 70 | 70 | 11,934 | 629 |
| Managers..... | 13,085 | 18,281 | 2,340 | 3,200 | 3,274,478 | 48,674 | | | 8,646 | 7,512 |
| Tenants..... | 10,262 | 15,660 | 601 | 865 | 18,800 | 17,386 | | | 4,635 | 1,226 |
| Colored farmers, total..... | 3,805 | 1,550 | 65 | 150 | 1,447 | 655 | 60 | 60 | 1,408 | 15 |
| Owners..... | 670 | 1,300 | | | 350 | 560 | 60 | 60 | 453 | 15 |
| Managers..... | 2,320 | 100 | | | 600 | | | | 85 | |
| Tenants..... | 815 | 150 | 65 | 150 | 467 | 95 | | | 870 | |
| Virginia. | | | | | | | | | | |
| White farmers, total..... | 27,944,131 | 30,902,115 | 10,553,465 | 6,519,322 | 48,353,887 | 19,493,116 | 3,954,063 | 3,272,702 | 9,205,697 | 3,609,525 |
| Owners..... | 21,816,232 | 24,731,345 | 7,772,075 | 4,989,265 | 37,324,572 | 15,793,422 | 3,206,733 | 2,759,087 | 6,908,643 | 2,835,953 |
| Managers..... | 1,079,036 | 984,320 | 452,632 | 331,450 | 3,274,478 | 939,831 | 215,540 | 129,802 | 475,284 | 124,066 |
| Tenants..... | 5,048,863 | 5,186,450 | 2,328,758 | 1,198,608 | 7,754,837 | 2,759,863 | 441,790 | 383,813 | 1,821,770 | 649,406 |
| Colored farmers, total..... | 4,847,668 | 3,855,495 | 2,970,217 | 1,076,193 | 2,942,145 | 1,630,955 | 36,866 | 27,324 | 1,654,840 | 556,155 |
| Owners..... | 3,370,923 | 2,833,228 | 1,740,412 | 673,769 | 2,014,247 | 1,183,049 | 15,946 | 16,545 | 1,026,999 | 371,127 |
| Managers..... | 65,107 | 47,850 | 43,689 | 22,796 | 90,587 | 38,710 | 11,208 | 3,614 | 19,543 | 6,578 |
| Tenants..... | 1,421,633 | 1,074,917 | 1,186,116 | 379,628 | 837,311 | 409,190 | 9,712 | 7,165 | 608,298 | 178,450 |
| West Virginia. | | | | | | | | | | |
| White farmers, total..... | 17,743,756 | 18,480,367 | 1,829,682 | 1,331,355 | 33,624,834 | 15,805,508 | 5,040,992 | 3,393,681 | 4,019,651 | 2,072,208 |
| Owners..... | 15,002,647 | 15,635,280 | 1,433,312 | 1,072,177 | 28,280,261 | 13,374,157 | 4,387,458 | 2,947,364 | 3,222,007 | 1,664,284 |
| Managers..... | 357,113 | 333,870 | 75,893 | 45,816 | 1,164,125 | 470,643 | 148,309 | 81,609 | 109,231 | 26,628 |
| Tenants..... | 2,383,996 | 2,511,517 | 320,477 | 213,362 | 4,170,428 | 1,960,708 | 505,225 | 304,698 | 687,813 | 351,296 |
| Colored farmers, total..... | 85,878 | 103,014 | 9,605 | 8,405 | 102,385 | 55,258 | 8,785 | 7,240 | 26,481 | 15,184 |
| Owners..... | 61,218 | 68,204 | 7,605 | 5,765 | 71,759 | 42,690 | 5,325 | 4,493 | 17,140 | 11,043 |
| Managers..... | 2,800 | 5,450 | 300 | | 3,455 | 1,145 | 300 | | 1,351 | 201 |
| Tenants..... | 21,860 | 29,360 | 1,700 | 2,640 | 27,141 | 11,521 | 2,910 | 2,747 | 7,990 | 3,940 |
| North Carolina. | | | | | | | | | | |
| White farmers, total..... | 17,238,766 | 15,794,404 | 32,537,125 | 19,169,782 | 25,252,637 | 10,983,846 | 775,149 | 550,368 | 12,665,336 | 3,845,981 |
| Owners..... | 12,634,488 | 12,053,842 | 22,495,146 | 13,706,464 | 19,319,743 | 8,594,053 | 680,786 | 495,651 | 9,006,636 | 2,895,407 |
| Managers..... | 186,298 | 274,979 | 473,008 | 406,485 | 749,348 | 236,685 | 32,017 | 10,093 | 298,042 | 78,401 |
| Tenants..... | 4,417,980 | 3,465,583 | 9,018,071 | 4,906,833 | 5,183,546 | 2,153,108 | 62,340 | 41,624 | 3,269,858 | 872,173 |
| Colored farmers, total..... | 4,668,884 | 2,633,730 | 11,082,901 | 4,529,905 | 3,545,345 | 1,566,208 | 8,519 | 8,849 | 3,341,559 | 792,065 |
| Owners..... | 1,647,051 | 1,116,393 | 3,327,899 | 1,378,053 | 1,418,866 | 608,604 | 6,212 | 6,375 | 1,074,606 | 302,690 |
| Managers..... | 14,048 | 9,250 | 38,004 | 16,950 | 18,930 | 2,411 | 70 | 268 | 15,802 | 9,302 |
| Tenants..... | 3,006,885 | 1,508,082 | 7,716,978 | 3,134,872 | 2,107,549 | 855,193 | 2,237 | 2,206 | 2,251,151 | 480,073 |
| South Carolina. | | | | | | | | | | |
| White farmers, total..... | 5,735,704 | 6,956,872 | 25,521,761 | 14,878,372 | 13,071,657 | 4,539,268 | 103,520 | 77,249 | 6,724,317 | 1,719,243 |
| Owners..... | 3,719,166 | 5,013,150 | 16,488,195 | 9,878,661 | 8,920,114 | 3,264,974 | 88,991 | 65,698 | 4,629,719 | 1,252,762 |
| Managers..... | 118,949 | 143,208 | 714,476 | 607,817 | 528,907 | 136,194 | 5,449 | 3,881 | 300,972 | 55,555 |
| Tenants..... | 1,897,589 | 1,800,514 | 8,319,090 | 4,396,894 | 3,622,636 | 1,138,100 | 9,080 | 7,670 | 1,793,626 | 410,920 |
| Colored farmers, total..... | 5,766,788 | 3,190,306 | 18,977,275 | 8,951,989 | 7,116,177 | 2,548,991 | 5,611 | 4,113 | 3,986,325 | 833,101 |
| Owners..... | 1,854,626 | 1,152,343 | 4,300,015 | 1,756,531 | 2,222,930 | 822,400 | 4,132 | 2,422 | 1,187,108 | 258,868 |
| Managers..... | 44,690 | 12,145 | 84,044 | 35,795 | 55,203 | 8,872 | 445 | 605 | 20,088 | 3,906 |
| Tenants..... | 3,867,472 | 2,025,818 | 14,592,816 | 7,159,663 | 4,837,904 | 1,717,710 | 1,034 | 1,086 | 2,770,129 | 570,327 |
| Georgia. | | | | | | | | | | |
| White farmers, total..... | 9,897,537 | 11,013,137 | 50,827,450 | 27,759,358 | 27,063,936 | 11,057,019 | 320,889 | 303,805 | 15,611,578 | 3,973,492 |
| Owners..... | 5,832,255 | 7,851,841 | 27,808,221 | 16,042,187 | 17,867,482 | 7,644,961 | 280,356 | 284,701 | 9,677,452 | 2,699,030 |
| Managers..... | 237,805 | 251,886 | 1,344,698 | 978,485 | 1,403,379 | 251,631 | 16,297 | 3,476 | 884,154 | 108,225 |
| Tenants..... | 3,627,417 | 3,409,410 | 21,084,536 | 10,738,686 | 8,693,075 | 3,160,427 | 25,236 | 15,628 | 5,049,972 | 1,166,234 |
| Colored farmers, total..... | 3,736,580 | 3,180,702 | 27,158,856 | 16,215,253 | 7,271,211 | 3,003,939 | 2,726 | 4,407 | 4,948,375 | 1,455,524 |
| Owners..... | 903,818 | 857,806 | 3,866,018 | 2,035,468 | 1,554,777 | 776,156 | 1,406 | 2,046 | 934,508 | 326,212 |
| Managers..... | 40,248 | 14,698 | 100,283 | 68,535 | 55,188 | 16,260 | 18 | 109 | 34,192 | 5,677 |
| Tenants..... | 2,792,514 | 2,308,198 | 23,192,555 | 14,111,260 | 5,661,246 | 2,211,523 | 1,242 | 2,252 | 3,979,615 | 1,123,635 |
| Florida. | | | | | | | | | | |
| White farmers, total..... | 3,629,252 | 3,807,180 | 6,466,703 | 2,801,852 | 13,012,434 | 8,630,325 | 317,946 | 265,702 | 5,077,199 | 1,505,499 |
| Owners..... | 3,001,932 | 3,251,600 | 4,909,116 | 2,180,460 | 11,879,908 | 7,894,395 | 289,432 | 238,677 | 4,091,400 | 1,312,411 |
| Managers..... | 103,455 | 122,252 | 544,630 | 242,048 | 1,029,638 | 191,938 | 12,336 | 9,673 | 374,264 | 35,250 |
| Tenants..... | 463,815 | 433,298 | 1,012,957 | 379,344 | 1,002,888 | 543,992 | 16,178 | 7,352 | 611,535 | 157,838 |
| Colored farmers, total..... | 923,063 | 1,047,519 | 1,807,148 | 743,969 | 843,501 | 631,937 | 296 | 464 | 667,693 | 343,232 |
| Owners..... | 557,391 | 632,332 | 539,450 | 319,675 | 515,096 | 368,891 | 296 | 290 | 365,130 | 204,358 |
| Managers..... | 12,303 | 8,635 | 28,657 | 7,500 | 9,567 | 12,427 | | | 14,055 | 3,852 |
| Tenants..... | 353,369 | 406,552 | 739,041 | 416,794 | 318,838 | 220,619 | | 174 | 288,508 | 135,023 |

COLOR AND TENURE OF FARMER.

TABLE 24.—VALUE OF DOMESTIC ANIMALS ON FARMS CLASSIFIED ACCORDING TO COLOR AND TENURE, BY DIVISIONS AND STATES: 1920 AND 1910—Continued.

| DIVISION OR STATE AND COLOR AND TENURE. | HORSES. | | MULES. | | ALL CATTLE. | | SHEEP. | | SWINE. | |
|---|--------------|--------------|--------------|--------------|--------------|--------------|-------------|-------------|--------------|-------------|
| | 1920 | 1910 | 1920 | 1910 | 1920 | 1910 | 1920 | 1910 | 1920 | 1910 |
| EAST SOUTH CENTRAL. | | | | | | | | | | |
| Kentucky. | | | | | | | | | | |
| White farmers, total..... | \$36,064,787 | \$43,508,913 | \$34,503,756 | \$25,704,681 | \$51,413,101 | \$25,529,488 | \$7,844,723 | \$5,544,030 | \$15,099,477 | \$8,732,631 |
| Owners..... | 26,171,219 | 33,425,093 | 20,542,647 | 19,568,912 | 39,977,054 | 19,909,824 | 6,595,139 | 4,748,578 | 11,250,607 | 6,790,821 |
| Managers..... | 1,214,368 | 1,239,131 | 442,160 | 438,177 | 896,049 | 589,417 | 198,201 | 112,582 | 246,903 | 121,006 |
| Tenants..... | 8,679,200 | 8,842,089 | 7,518,949 | 5,697,592 | 10,540,058 | 4,970,245 | 1,051,383 | 683,870 | 3,591,905 | 1,820,204 |
| Colored farmers, total..... | 1,010,884 | 1,289,207 | 878,053 | 697,409 | 878,182 | 442,085 | 60,446 | 29,318 | 379,037 | 219,061 |
| Owners..... | 516,485 | 593,658 | 519,305 | 402,003 | 522,996 | 271,144 | 41,464 | 20,238 | 192,559 | 123,778 |
| Managers..... | 8,701 | 341,948 | 18,320 | 10,720 | 21,722 | 7,657 | 3,576 | 1,223 | 7,192 | 4,440 |
| Tenants..... | 485,698 | 353,601 | 340,428 | 284,686 | 333,404 | 163,284 | 15,406 | 7,857 | 172,286 | 90,837 |
| Tennessee. | | | | | | | | | | |
| White farmers, total..... | \$1,576,899 | \$5,703,766 | \$8,145,226 | \$1,265,730 | \$8,043,884 | \$9,103,076 | \$3,980,028 | \$2,977,041 | \$17,858,595 | \$6,673,503 |
| Owners..... | 23,089,869 | 27,244,105 | 32,405,002 | 22,102,241 | 35,793,941 | 14,461,926 | 3,327,699 | 2,460,039 | 12,710,479 | 4,958,456 |
| Managers..... | 196,723 | 328,623 | 432,091 | 375,440 | 1,114,785 | 324,377 | 47,427 | 73,268 | 287,674 | 78,889 |
| Tenants..... | 8,290,307 | 8,181,088 | 13,309,133 | 8,788,049 | 11,136,158 | 4,316,773 | 604,902 | 423,734 | 4,860,442 | 1,608,158 |
| Colored farmers, total..... | 4,006,061 | 3,618,278 | 4,896,423 | 3,835,080 | 3,326,324 | 1,587,642 | 41,650 | 32,155 | 1,619,180 | 656,119 |
| Owners..... | 1,381,920 | 1,845,600 | 1,818,593 | 1,223,705 | 1,325,835 | 571,514 | 23,492 | 17,013 | 555,032 | 233,887 |
| Managers..... | 26,554 | 19,325 | 27,732 | 44,300 | 51,519 | 15,411 | 2,276 | 4,262 | 25,923 | 3,225 |
| Tenants..... | 2,647,587 | 2,251,353 | 3,050,098 | 2,566,995 | 1,948,970 | 1,000,717 | 15,882 | 10,880 | 1,038,225 | 419,007 |
| Alabama. | | | | | | | | | | |
| White farmers, total..... | 10,428,008 | 10,060,386 | 32,956,877 | 20,703,655 | 25,251,933 | 9,604,978 | 467,590 | 291,399 | 11,498,670 | 3,116,501 |
| Owners..... | 7,009,822 | 7,110,327 | 29,041,995 | 13,278,724 | 17,667,269 | 6,896,269 | 394,263 | 259,086 | 7,765,796 | 2,273,767 |
| Managers..... | 146,675 | 174,705 | 495,425 | 392,019 | 908,526 | 189,377 | 32,431 | 10,515 | 258,679 | 48,095 |
| Tenants..... | 3,271,512 | 2,775,264 | 11,819,457 | 7,032,912 | 6,676,148 | 2,519,332 | 40,896 | 21,798 | 3,474,105 | 739,730 |
| Colored farmers, total..... | 4,060,532 | 3,590,898 | 11,654,747 | 10,873,562 | 6,826,830 | 3,864,648 | 16,834 | 8,520 | 3,836,541 | 1,240,019 |
| Owners..... | 1,096,431 | 964,376 | 2,636,670 | 1,945,164 | 1,888,631 | 943,838 | 8,825 | 7,488 | 898,310 | 287,701 |
| Managers..... | 16,721 | 20,400 | 34,605 | 47,038 | 34,605 | 15,255 | 1,327 | 32 | 17,006 | 9,350 |
| Tenants..... | 2,947,380 | 2,606,022 | 8,988,773 | 8,898,393 | 4,861,161 | 2,905,555 | 6,682 | 1,000 | 2,921,225 | 942,878 |
| Mississippi. | | | | | | | | | | |
| White farmers, total..... | 13,097,075 | 12,224,692 | 26,999,007 | 15,367,245 | 29,152,900 | 9,602,508 | 860,346 | 403,679 | 9,209,666 | 2,746,933 |
| Owners..... | 9,565,136 | 9,044,831 | 18,414,658 | 10,636,597 | 22,357,399 | 7,451,816 | 791,071 | 378,547 | 6,837,847 | 2,131,407 |
| Managers..... | 353,683 | 279,837 | 1,880,281 | 859,040 | 1,495,870 | 239,718 | 32,077 | 8,167 | 411,575 | 76,923 |
| Tenants..... | 3,178,256 | 2,900,024 | 6,695,068 | 3,871,608 | 5,299,631 | 1,910,974 | 37,198 | 16,975 | 1,960,244 | 538,603 |
| Colored farmers, total..... | 9,824,590 | 8,079,159 | 22,299,577 | 16,661,176 | 10,797,240 | 5,666,856 | 17,859 | 13,037 | 5,493,984 | 2,166,233 |
| Owners..... | 2,386,281 | 2,335,147 | 4,400,502 | 3,381,029 | 3,138,831 | 1,743,479 | 11,942 | 10,996 | 1,257,965 | 328,272 |
| Managers..... | 34,769 | 18,510 | 171,604 | 43,650 | 86,933 | 12,709 | 1,882 | 120 | 20,883 | 7,699 |
| Tenants..... | 7,403,540 | 5,725,502 | 17,727,471 | 13,236,497 | 7,571,476 | 3,910,578 | 3,535 | 1,921 | 4,209,130 | 1,630,262 |
| WEST SOUTH CENTRAL. | | | | | | | | | | |
| Arkansas. | | | | | | | | | | |
| White farmers, total..... | 19,981,070 | 19,459,535 | 36,203,148 | 19,684,938 | 30,735,859 | 12,721,730 | 800,303 | 321,470 | 10,542,548 | 4,105,214 |
| Owners..... | 13,890,283 | 13,864,805 | 23,017,288 | 12,789,736 | 22,877,226 | 9,635,542 | 701,089 | 293,652 | 7,535,882 | 3,027,527 |
| Managers..... | 259,564 | 212,403 | 1,115,575 | 596,016 | 597,768 | 167,484 | 17,294 | 2,407 | 268,471 | 55,231 |
| Tenants..... | 5,831,163 | 5,382,207 | 12,070,305 | 6,299,187 | 7,260,865 | 2,918,704 | 81,920 | 25,411 | 2,738,195 | 1,022,456 |
| Colored farmers, total..... | 4,170,051 | 3,692,674 | 11,548,507 | 7,443,639 | 4,287,995 | 2,738,936 | 26,991 | 6,514 | 2,267,365 | 1,065,710 |
| Owners..... | 1,483,977 | 1,367,454 | 3,933,501 | 2,207,116 | 1,805,738 | 1,180,912 | 9,576 | 5,423 | 250,566 | 140,236 |
| Managers..... | 10,746 | 5,405 | 87,592 | 17,210 | 30,223 | 6,393 | 2,142 | 15 | 10,355 | 2,688 |
| Tenants..... | 2,675,328 | 2,319,815 | 7,557,414 | 5,218,768 | 2,452,034 | 1,551,631 | 15,273 | 1,076 | 1,497,139 | 604,523 |
| Louisiana. | | | | | | | | | | |
| White farmers, total..... | 10,896,102 | 8,861,518 | 20,728,194 | 11,873,775 | 22,707,052 | 9,647,650 | 653,321 | 331,330 | 5,492,747 | 2,921,900 |
| Owners..... | 7,485,696 | 6,165,381 | 12,897,889 | 6,701,457 | 17,147,944 | 7,538,405 | 606,285 | 307,725 | 4,092,792 | 2,239,739 |
| Managers..... | 274,362 | 432,106 | 2,586,451 | 2,448,561 | 1,457,033 | 356,598 | 18,998 | 11,072 | 213,982 | 131,939 |
| Tenants..... | 3,136,044 | 2,264,031 | 5,243,854 | 2,723,757 | 4,102,075 | 1,722,647 | 28,038 | 12,533 | 1,185,973 | 550,222 |
| Colored farmers, total..... | 4,812,968 | 2,928,177 | 7,619,845 | 3,751,187 | 3,913,543 | 1,957,704 | 18,838 | 11,716 | 2,048,696 | 902,146 |
| Owners..... | 1,199,781 | 906,922 | 1,887,809 | 967,463 | 1,538,921 | 804,378 | 13,493 | 9,750 | 530,090 | 268,372 |
| Managers..... | 13,297 | 13,797 | 43,157 | 27,793 | 30,797 | 16,999 | 1,076 | 217 | 6,239 | 4,772 |
| Tenants..... | 3,599,940 | 2,007,458 | 5,688,879 | 2,755,931 | 2,343,825 | 1,136,327 | 4,660 | 1,749 | 1,503,427 | 629,032 |
| Oklahoma. | | | | | | | | | | |
| White farmers, total..... | 55,399,518 | 59,630,942 | 36,550,856 | 26,587,930 | 83,693,570 | 40,309,436 | 1,112,104 | 246,063 | 15,808,597 | 11,223,258 |
| Owners..... | 31,149,027 | 34,327,843 | 18,538,050 | 12,549,410 | 52,598,000 | 20,024,213 | 830,027 | 206,568 | 9,641,208 | 6,910,029 |
| Managers..... | 646,281 | 440,126 | 408,216 | 233,519 | 3,895,332 | 2,276,703 | 24,378 | 6,130 | 280,566 | 140,236 |
| Tenants..... | 23,603,310 | 24,862,973 | 17,609,590 | 13,805,001 | 27,200,148 | 17,108,520 | 248,699 | 33,365 | 5,886,823 | 4,173,021 |
| Colored farmers, total..... | 3,334,652 | 4,020,719 | 3,341,213 | 2,030,294 | 3,506,405 | 2,878,165 | 10,929 | 7,801 | 1,191,758 | 774,355 |
| Owners..... | 2,150,201 | 2,890,554 | 1,692,708 | 1,173,381 | 2,466,938 | 2,245,259 | 8,809 | 7,678 | 770,068 | 584,372 |
| Managers..... | 43,240 | 9,440 | 23,195 | 2,975 | 66,837 | 30,070 | | 32 | 17,188 | 1,255 |
| Tenants..... | 1,141,211 | 1,120,725 | 1,625,310 | 853,938 | 972,630 | 602,836 | 2,128 | 91 | 404,502 | 188,307 |
| Texas. | | | | | | | | | | |
| White farmers, total..... | 76,166,439 | 78,841,496 | 101,449,254 | 66,850,385 | 299,222,228 | 128,885,338 | 31,614,088 | 6,292,059 | 28,186,463 | 10,434,707 |
| Owners..... | 45,115,403 | 50,339,003 | 52,328,375 | 35,938,704 | 189,631,758 | 84,120,462 | 21,666,411 | 4,865,851 | 18,184,065 | 7,005,394 |
| Managers..... | 1,036,156 | 2,459,079 | 2,363,041 | 1,641,503 | 44,499,057 | 22,207,424 | 3,893,432 | 578,818 | 747,227 | 249,256 |
| Tenants..... | 29,114,880 | 26,042,514 | 46,757,838 | 29,270,118 | 65,091,413 | 22,557,452 | 6,054,245 | 847,390 | 9,256,171 | 3,180,057 |
| Colored farmers, total..... | 6,105,198 | 5,183,139 | 12,284,973 | 7,128,760 | 6,388,691 | 4,100,541 | 37,693 | 9,305 | 2,767,162 | 1,204,659 |
| Owners..... | 2,541,534 | 2,258,580 | 4,508,684 | 2,476,846 | 3,288,017 | 2,148,884 | 14,142 | 6,718 | 1,241,687 | 558,632 |
| Managers..... | 43,610 | 36,195 | 67,686 | 32,210 | 347,106 | 61,836 | 16,090 | | 15,009 | 4,275 |
| Tenants..... | 3,520,054 | 2,888,364 | 7,708,703 | 4,619,704 | 2,757,968 | 1,890,101 | 7,551 | 2,587 | 1,509,456 | 641,732 |

TABLE 24.—VALUE OF DOMESTIC ANIMALS ON FARMS CLASSIFIED ACCORDING TO COLOR AND TENURE, BY DIVISIONS AND STATES: 1920 AND 1910—Continued.

| DIVISION OR STATE AND COLOR AND TENURE. | HORSES. | | MULES. | | ALL CATTLE. | | SHEEP. | | SWINE. | |
|---|--------------|--------------|-------------|-----------|--------------|--------------|--------------|--------------|-------------|-----------|
| | 1920 | 1910 | 1920 | 1910 | 1920 | 1910 | 1920 | 1910 | 1920 | 1910 |
| MOUNTAIN. | | | | | | | | | | |
| Montana. | | | | | | | | | | |
| White farmers, total..... | \$47,215,696 | \$26,127,029 | \$1,117,855 | \$442,068 | \$72,390,080 | \$26,492,830 | \$25,682,569 | \$28,994,661 | \$2,872,713 | \$849,413 |
| Owners..... | 40,005,087 | 22,243,167 | 873,182 | 353,128 | 53,093,475 | 22,148,690 | 19,167,038 | 22,575,870 | 2,245,518 | 663,292 |
| Managers..... | 1,767,378 | 1,472,465 | 53,569 | 30,065 | 6,137,090 | 2,414,323 | 4,642,989 | 4,663,984 | 197,201 | 88,514 |
| Tenants..... | 5,363,231 | 2,411,397 | 191,104 | 58,875 | 7,254,515 | 1,929,817 | 1,871,942 | 1,754,801 | 429,994 | 99,607 |
| Colored farmers, total..... | 1,062,195 | 988,735 | 1,775 | 3,210 | 1,548,173 | 981,292 | 93,038 | 33,408 | 15,981 | 9,416 |
| Owners..... | 1,010,450 | 972,195 | 1,475 | 2,750 | 1,292,834 | 906,331 | 92,998 | 21,408 | 11,706 | 6,282 |
| Managers..... | 9,663 | 7,425 | | | 6,820 | 14,330 | | 12,000 | 400 | 170 |
| Tenants..... | 42,082 | 9,115 | 300 | 460 | 248,519 | 631 | 40 | | 3,875 | 2,064 |
| Idaho. | | | | | | | | | | |
| White farmers, total..... | 24,140,211 | 19,561,326 | 809,637 | 480,761 | 38,235,775 | 11,191,009 | 29,245,160 | 15,897,176 | 3,550,133 | 1,395,733 |
| Owners..... | 19,327,432 | 16,735,450 | 594,293 | 370,910 | 30,010,595 | 9,963,896 | 22,976,920 | 13,513,682 | 2,817,352 | 1,161,499 |
| Managers..... | 744,244 | 658,461 | 56,357 | 42,754 | 5,858,922 | 462,227 | 3,826,420 | 1,956,062 | 127,047 | 68,860 |
| Tenants..... | 4,068,535 | 2,167,415 | 158,987 | 67,097 | 4,371,258 | 765,386 | 2,442,820 | 426,532 | 605,734 | 165,374 |
| Colored farmers, total..... | 228,165 | 271,097 | 1,150 | 540 | 146,454 | 139,630 | 3,928 | 16 | 17,280 | 2,994 |
| Owners..... | 144,716 | 247,682 | 95 | 440 | 142,438 | 137,440 | 3,785 | 16 | 6,295 | 2,200 |
| Managers..... | | | | | | | | | | |
| Tenants..... | 83,449 | 23,415 | 1,055 | 100 | 4,016 | 2,190 | 143 | | 10,985 | 690 |
| Wyoming. | | | | | | | | | | |
| White farmers, total..... | 11,186,106 | 12,397,048 | 340,616 | 247,557 | 49,825,236 | 22,660,049 | 24,246,664 | 29,653,524 | 1,170,985 | 301,192 |
| Owners..... | 8,872,006 | 10,275,766 | 252,627 | 194,364 | 39,952,278 | 17,063,938 | 18,121,390 | 20,736,596 | 800,674 | 225,226 |
| Managers..... | 837,241 | 1,148,275 | 28,205 | 13,905 | 5,858,229 | 4,131,878 | 4,165,517 | 8,106,825 | 77,563 | 32,471 |
| Tenants..... | 1,476,859 | 973,007 | 60,084 | 21,288 | 4,014,729 | 1,464,233 | 1,969,777 | 810,103 | 202,748 | 43,405 |
| Colored farmers, total..... | 95,188 | 29,790 | 1,825 | 1,015 | 187,188 | 37,338 | 3,590 | 12,704 | 3,595 | 524 |
| Owners..... | 70,570 | 28,590 | 575 | 1,015 | 170,104 | 37,043 | 3,590 | 12,704 | 2,850 | 344 |
| Managers..... | | 600 | | | | 60 | | | | |
| Tenants..... | 24,618 | 700 | 750 | | 17,064 | 245 | | | 745 | 180 |
| Colorado. | | | | | | | | | | |
| White farmers, total..... | 31,459,984 | 27,240,869 | 3,351,630 | 1,791,800 | 94,747,457 | 30,981,010 | 19,331,909 | 6,847,984 | 7,771,635 | 1,563,011 |
| Owners..... | 22,231,238 | 20,599,537 | 2,408,962 | 1,243,220 | 68,984,512 | 22,840,311 | 12,898,425 | 5,522,876 | 5,534,185 | 1,164,329 |
| Managers..... | 1,115,035 | 1,136,161 | 168,085 | 121,115 | 10,576,776 | 4,413,175 | 1,282,306 | 643,730 | 457,371 | 75,095 |
| Tenants..... | 8,113,711 | 5,505,171 | 774,583 | 427,465 | 15,186,169 | 3,727,524 | 5,151,178 | 681,378 | 1,780,079 | 322,987 |
| Colored farmers, total..... | 356,034 | 142,057 | 33,194 | 6,735 | 182,291 | 36,293 | 23,709 | 8,203 | 30,449 | 5,147 |
| Owners..... | 113,373 | 65,752 | 7,855 | 1,955 | 79,146 | 19,485 | 13,404 | 8,183 | 12,824 | 2,324 |
| Managers..... | 6,715 | 1,100 | 225 | 400 | 42,500 | 1,576 | | | 705 | |
| Tenants..... | 235,946 | 75,205 | 25,114 | 4,380 | 60,585 | 15,232 | 10,305 | 20 | 16,920 | 2,823 |
| New Mexico. | | | | | | | | | | |
| White farmers, total..... | 9,154,910 | 7,373,372 | 1,838,545 | 1,443,439 | 62,684,257 | 20,167,188 | 14,242,353 | 11,284,070 | 1,447,488 | 267,694 |
| Owners..... | 7,522,341 | 6,407,025 | 1,501,805 | 1,287,112 | 46,402,833 | 13,086,571 | 12,284,649 | 9,907,862 | 1,165,296 | 211,004 |
| Managers..... | 497,214 | 466,085 | 94,419 | 80,907 | 10,153,731 | 5,561,901 | 694,169 | 692,088 | 81,018 | 31,077 |
| Tenants..... | 1,135,355 | 500,262 | 242,321 | 75,360 | 6,127,693 | 918,716 | 1,263,535 | 664,120 | 201,174 | 25,613 |
| Colored farmers, total..... | 541,487 | 494,942 | 36,291 | 19,573 | 417,043 | 242,777 | 1,171,317 | 807,967 | 14,982 | 8,157 |
| Owners..... | 484,409 | 478,254 | 29,421 | 16,683 | 387,416 | 233,450 | 1,001,507 | 802,506 | 12,210 | 6,847 |
| Managers..... | 250 | 7,597 | | 325 | 80 | 7,700 | 550 | | 20 | 1,275 |
| Tenants..... | 56,748 | 9,091 | 6,870 | 2,865 | 29,547 | 1,627 | 169,260 | 5,461 | 2,752 | 35 |
| Arizona. | | | | | | | | | | |
| White farmers, total..... | 5,457,383 | 3,417,405 | 1,385,767 | 369,324 | 35,108,511 | 13,868,568 | 6,947,166 | 3,184,604 | 869,231 | 112,267 |
| Owners..... | 3,130,522 | 2,793,590 | 692,442 | 253,750 | 22,239,600 | 10,450,175 | 4,159,812 | 2,638,485 | 613,212 | 80,273 |
| Managers..... | 1,634,162 | 204,911 | 414,803 | 69,990 | 9,055,065 | 2,576,844 | 2,160,913 | 105,575 | 122,383 | 10,688 |
| Tenants..... | 636,699 | 418,898 | 278,522 | 45,575 | 3,813,846 | 841,549 | 626,441 | 440,544 | 133,630 | 15,300 |
| Colored farmers, total..... | 287,288 | 792,321 | 29,600 | 30,125 | 392,248 | 756,140 | 178,553 | 1,215,910 | 16,359 | 1,447 |
| Owners..... | 261,807 | 777,057 | 22,500 | 29,445 | 386,690 | 738,283 | 176,553 | 1,215,815 | 15,094 | 730 |
| Managers..... | 1,565 | 3,424 | | 200 | 865 | 14,989 | | | 725 | 162 |
| Tenants..... | 23,916 | 11,840 | 5,800 | 480 | 4,693 | 2,868 | | 95 | 540 | 605 |
| Utah. | | | | | | | | | | |
| White farmers, total..... | 9,395,250 | 9,898,375 | 183,961 | 156,687 | 22,482,227 | 8,876,927 | 18,731,555 | 8,543,645 | 1,339,402 | 444,629 |
| Owners..... | 8,240,832 | 9,062,372 | 153,167 | 131,836 | 19,608,634 | 8,000,291 | 15,700,541 | 7,759,780 | 1,145,706 | 399,456 |
| Managers..... | 264,531 | 194,330 | 13,584 | 14,620 | 1,847,311 | 286,864 | 1,993,909 | 685,192 | 63,584 | 12,851 |
| Tenants..... | 889,887 | 641,673 | 17,230 | 10,231 | 1,608,282 | 579,772 | 1,037,045 | 98,673 | 130,112 | 32,322 |
| Colored farmers, total..... | 247,168 | 101,460 | 6,230 | 810 | 165,643 | 71,775 | 149,974 | 91,090 | 12,478 | 1,024 |
| Owners..... | 178,007 | 86,005 | 6,230 | 785 | 80,093 | 70,778 | 149,974 | 80,515 | 2,578 | 251 |
| Managers..... | 5,300 | 800 | | | 72,832 | | | | 343 | 90 |
| Tenants..... | 63,861 | 14,855 | | 25 | 6,718 | 997 | | 1,575 | 9,567 | 583 |
| Nevada. | | | | | | | | | | |
| White farmers, total..... | 2,741,201 | 3,706,141 | 175,265 | 233,415 | 16,219,156 | 9,732,702 | 9,870,586 | 5,101,278 | 341,428 | 151,284 |
| Owners..... | 1,901,080 | 2,434,072 | 105,861 | 133,600 | 10,412,449 | 5,364,245 | 6,517,995 | 2,484,562 | 247,210 | 104,276 |
| Managers..... | 638,966 | 983,346 | 55,239 | 90,280 | 4,855,721 | 3,865,050 | 2,779,143 | 2,524,040 | 55,780 | 24,212 |
| Tenants..... | 201,155 | 288,723 | 14,165 | 9,535 | 950,986 | 503,407 | 573,448 | 92,676 | 38,438 | 22,796 |
| Colored farmers, total..... | 67,405 | 64,261 | 500 | 385 | 85,316 | 34,021 | 620 | 50 | 2,922 | 567 |
| Owners..... | 64,650 | 62,536 | 300 | 300 | 82,596 | 33,945 | 420 | 50 | 1,542 | 511 |
| Managers..... | 309 | 175 | | 35 | 165 | | | | 35 | |
| Tenants..... | 2,455 | 1,550 | 200 | 50 | 2,555 | 76 | 200 | | 1,345 | 56 |

TABLE 24.—VALUE OF DOMESTIC ANIMALS ON FARMS CLASSIFIED ACCORDING TO COLOR AND TENURE, BY DIVISIONS AND STATES: 1920 AND 1910—Continued.

| DIVISION OR STATE AND COLOR AND TENURE. | HORSES. | | MULES. | | ALL CATTLE. | | SHEEP. | | SWINE. | |
|---|--------------|--------------|-------------|-------------|--------------|--------------|-------------|-------------|-------------|-------------|
| | 1920 | 1910 | 1920 | 1910 | 1920 | 1910 | 1920 | 1910 | 1920 | 1910 |
| PACIFIC. | | | | | | | | | | |
| Washington. | | | | | | | | | | |
| White farmers, total..... | \$24,754,809 | \$29,346,404 | \$2,928,058 | \$1,770,147 | \$35,657,740 | \$11,945,398 | \$7,694,180 | \$1,887,112 | \$4,963,557 | \$1,606,792 |
| Owners..... | 10,625,590 | 22,791,240 | 1,672,070 | 1,234,517 | 20,294,632 | 9,562,345 | 5,275,853 | 1,453,426 | 3,337,018 | 1,244,800 |
| Managers..... | 753,643 | 787,806 | 204,673 | 79,330 | 1,639,486 | 481,215 | 752,610 | 216,841 | 409,684 | 62,068 |
| Tenants..... | 7,366,406 | 5,787,268 | 1,051,410 | 462,300 | 7,703,622 | 1,901,838 | 1,665,711 | 216,845 | 1,170,885 | 299,924 |
| Colored farmers, total..... | 314,727 | 334,445 | 2,755 | 150 | 871,209 | 248,067 | 56,227 | 44,058 | 85,663 | 68,135 |
| Owners..... | 175,042 | 246,960 | 955 | 150 | 252,525 | 183,433 | 55,238 | 42,100 | 22,210 | 13,341 |
| Managers..... | 3,925 | 2,300 | 100 | | 25,225 | 880 | | 36 | 695 | 158 |
| Tenants..... | 135,760 | 86,185 | 1,700 | | 593,459 | 63,754 | 989 | 1,916 | 62,757 | 54,636 |
| Oregon. | | | | | | | | | | |
| White farmers, total..... | 19,015,810 | 24,898,381 | 1,586,412 | 1,181,230 | 47,517,714 | 17,290,959 | 24,418,679 | 12,101,107 | 4,643,750 | 1,558,870 |
| Owners..... | 14,087,557 | 19,522,241 | 999,236 | 776,601 | 35,720,234 | 12,987,383 | 19,807,380 | 10,667,051 | 3,381,521 | 1,224,262 |
| Managers..... | 689,572 | 641,470 | 83,432 | 106,050 | 3,961,583 | 1,333,317 | 1,192,260 | 843,457 | 161,170 | 59,193 |
| Tenants..... | 4,258,681 | 4,434,670 | 503,744 | 297,839 | 7,835,897 | 2,370,259 | 3,418,530 | 670,699 | 1,101,059 | 278,415 |
| Colored farmers, total..... | 210,032 | 282,762 | 3,140 | 4,558 | 300,772 | 279,726 | 4,865 | 22,835 | 20,557 | 12,079 |
| Owners..... | 150,400 | 234,182 | 2,840 | 2,308 | 276,318 | 272,002 | 3,268 | 22,200 | 9,704 | 6,597 |
| Managers..... | 5,530 | 6,075 | | 250 | 305 | 3,915 | 745 | | 120 | 516 |
| Tenants..... | 45,102 | 42,505 | 300 | 1,500 | 24,149 | 3,800 | 852 | 575 | 10,733 | 4,966 |
| California. | | | | | | | | | | |
| White farmers, total..... | 33,381,297 | 46,031,234 | 7,016,348 | 8,937,898 | 119,814,221 | 52,602,151 | 25,763,998 | 8,324,991 | 13,607,592 | 5,039,609 |
| Owners..... | 21,942,092 | 30,769,536 | 4,131,973 | 5,156,800 | 68,051,459 | 26,803,307 | 14,150,321 | 4,897,177 | 8,557,851 | 3,025,896 |
| Managers..... | 3,110,577 | 4,511,934 | 1,169,495 | 1,180,321 | 19,981,698 | 14,538,276 | 5,211,321 | 1,563,794 | 1,995,516 | 642,966 |
| Tenants..... | 8,328,628 | 10,749,764 | 1,714,880 | 2,600,778 | 31,781,064 | 11,210,568 | 6,402,356 | 1,864,020 | 3,054,225 | 1,370,747 |
| Colored farmers, total..... | 2,035,210 | 1,067,962 | 205,582 | 78,545 | 867,225 | 182,917 | 142,447 | 24,006 | 243,315 | 67,194 |
| Owners..... | 301,739 | 243,924 | 32,140 | 23,705 | 486,997 | 129,165 | 110,306 | 23,809 | 57,363 | 21,073 |
| Managers..... | 62,372 | 21,350 | 9,332 | 5,400 | 14,379 | 2,767 | 4,222 | | 9,777 | 1,219 |
| Tenants..... | 1,670,599 | 802,688 | 164,060 | 49,440 | 365,849 | 51,045 | 27,919 | 197 | 176,175 | 44,902 |