



LinkOut Review

November, 2008

Mark Goldstein, NN/LM NER
LinkOut Representative

©National Center for Biotechnology Information (NCBI)

Presentation Preview

- ❑ What's New with LinkOut (slides # 3-7)
- ❑ Why you should LinkOut (slides # 8-9)
- ❑ Setting Up LinkOut (slides # 10-54)
- ❑ Tips & Reminders (slides # 55-57)
- ❑ Q & A (slide # 58)

Focus of 2008

- ❑ Change of internal architecture and procedures
 - Better design for future growth

- ❑ Library Submission Utility (SU2) – Apr'08
 - Better layout and navigation

 - Expand functionalities
 - improve LinkOut holdings management
 - manage Outside Tool/DDS

SU2 - Easier Navigation

Easy Navigation



National Institutes of Health
National Library of Medicine
National Center for Biotechnology Information

LinkOut for Electronic Journals

- ❑ Uses existing links created by publishers and aggregators
- ❑ Follows your authentication rules
- ❑ Holdings information is entered with an easy to use On/Off interface:

The screenshot displays a web interface for configuring LinkOut holdings. It features two main sections, each with a collapse icon (minus sign) on the left and a scroll bar on the right.

Section 1: AACN clinical issues 1079-0713
Publisher: Lippincott Williams & Wilkins
 Ovid Technologies, Inc.
• All available, delayed months
• Subscription effective To , delayed months
• Retained for the last years

Section 2: ACP journal club 1056-8751
Publisher: American College of Physicians-American Society of Internal Medicine
 EBSCO
• All available, delayed months
• Subscription effective To , delayed months
• Retained for the last years

LinkOut for Print Journals

- ❑ Print holdings are loaded from DOCLINE Serial Holdings (SERHOLD)
- ❑ Non-SERHOLD libraries can upload a text file

The screenshot shows the NCBI LinkOut LIBRARY SUBMISSION UTILITY interface. The page title is "Print Holding: LinkOut-SERHOLD (svhwlib)". The current status is "Your library provides print holdings using LinkOut-SERHOLD." The collection information is as follows:

| LIBID* | Print Collection Location* (Max. 250 chars.) | |
|--------|--|--------|
| MAUSVW | St. Vincent Hospital Library | DELETE |

There is an "Add LIBID" button below the collection table. The catalog URL is "http://maple.cybertoolsforlibraries.com/cgi-b". There are "Save" and "Cancel" buttons at the bottom right of the form. A "Return to Main Page" button is located below the form. The footer contains links for "Write to LinkOut", "NCBI | NLM | NIH", "Department of Health & Human Services", "Freedom of Information Act", and "Disclaimer".

Automated Password Resend

Automated Password Resend

From: NLM/NCBI List E-LinkOut Sent: Tue 4/22/2008 3:07 PM
To: Hutcherson, Lida (NLM/NCBI) [E]; Kwan, Cathy (NLM/NCBI) [E]
Cc:
Subject: LinkOut Library Submission Utility Information You Requested on 04/22/2008

Here is your Library Submission Utility account information you requested:

Username: libtest
Password: **L&TestPassword**
ProviderId/PrId: 3171

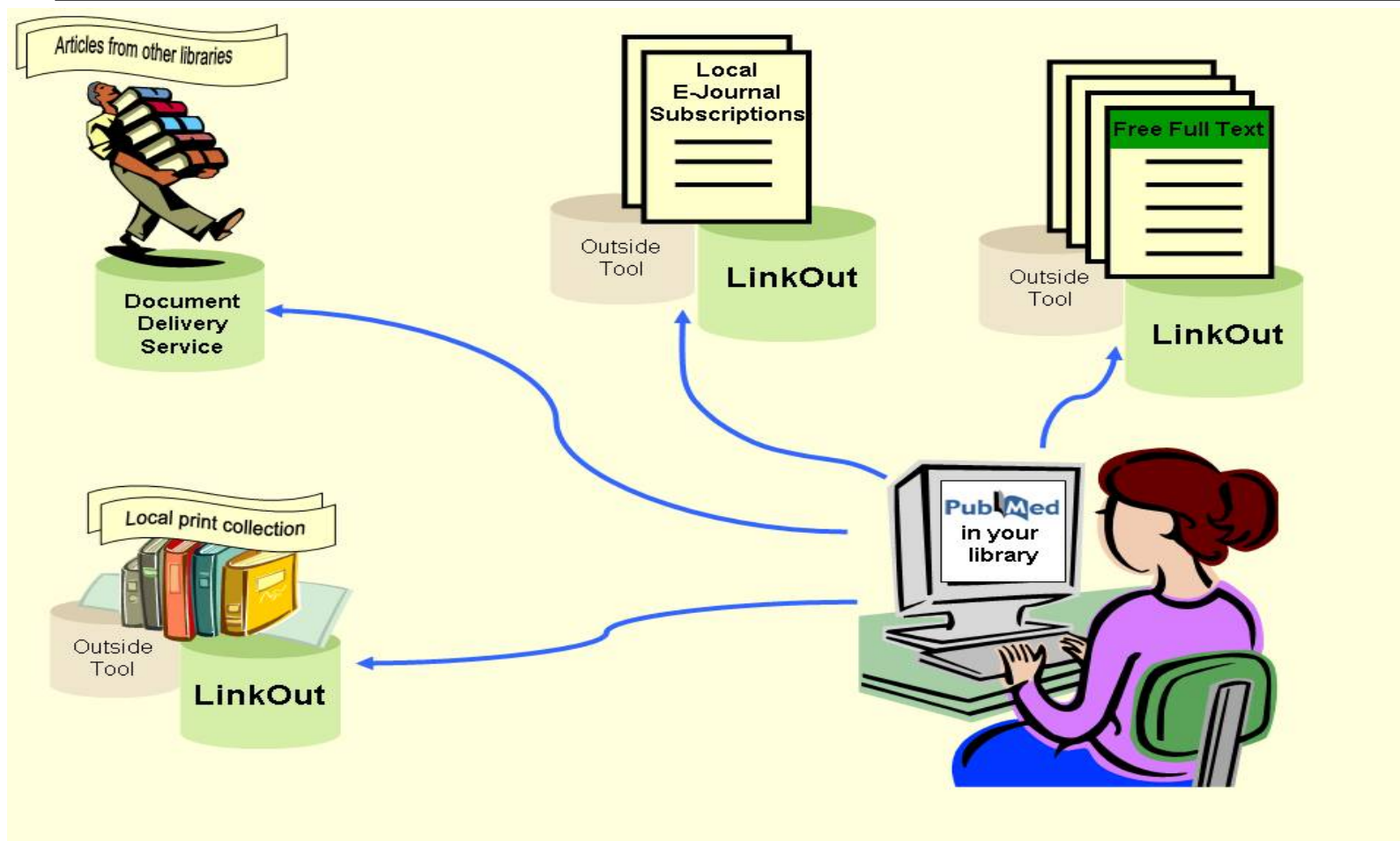
**** Please NOTE that: ****

1. The password is case sensitive.
2. The system will only ask for your password once as long as your browser remains open. You should click "Sign Out" on the upper left hand corner of a page to prevent unauthorized or accidental changes to your account. There is a 8 hour inactivity time out.



National Institutes of Health
National Library of Medicine
National Center for Biotechnology Information

Why You Should Use LinkOut



How LinkOut Works

- ❑ Publisher provides URL of full-text article to NCBI -- as “primary” links!
- ❑ Library registers via NCBI for LinkOut
- ❑ Library enters holdings, linking journal titles in PubMed -- as “secondary” links!
- ❑ LinkOut displays library-specific icons in PubMed’s Abstract and Citation formats
- ❑ Library’s icon links to full-text article –or- print holdings record

Steps to Setting Up LinkOut

1. Familiarize
2. Organize
3. Register
4. Enter Holdings
5. Provide Icon
6. Activate

Step 1: Familiarize

Get to Know LinkOut

Visit These Web Pages

- ❑ **LinkOut and Library Holdings:**
<http://www.ncbi.nlm.nih.gov/entrez/linkout/doc/liblinkout.html>
- ❑ **Frequently Asked Questions for LinkOut Libraries:**
<http://www.ncbi.nlm.nih.gov/projects/linkout/doc/liblofaq.shtml>
- ❑ **Tutorial: Setting Up LinkOut for Libraries:**
<http://www.ncbi.nlm.nih.gov/entrez/linkout/doc/linktutorial.html>

LinkOut from PubMed Interface

The screenshot shows the PubMed website interface. On the left side, there is a blue navigation column. A yellow callout box with a black border and a pointer highlights the 'LinkOut' option in this column. The callout box contains the text: "Select 'LinkOut' under header 'PubMed Services' from the blue column, on the left side of the screen".

The main content area of the page includes a search bar with "PubMed" entered, a "Go" button, and several tabs: "Limits", "Preview/Index", "History", "Clipboard", and "Details". Below the search bar, there is a message: "To get started with PubMed, enter one or more search terms. Search terms may be [topics](#), [authors](#) or [journals](#)."

A large green-bordered box highlights a section titled "The NIH Public Access Policy May Affect You". This section contains the following text:

- Does NIH fund your research?**
- Then your manuscript must be made freely available in PubMed Central
- How?**
- If you publish in one of these [journals](#), they will take care of the whole process.
- If you publish *anywhere else*, deposit the manuscript in PubMed Central via one of the options described at [publicaccess.nih.gov](#).
- Note:** Other funding organizations, including [HHMI](#), [Wellcome Trust](#) and the [MRC](#) also require papers to be made freely available through PMC.

At the bottom of the page, there is a footer: "PubMed is a service of the [U.S. National Library of Medicine](#) that includes over 18 million citations from MEDLINE and other life science journals for biomedical articles back to the 1950s. PubMed includes links to full text articles and other related resources."

LinkOut and Library Holdings

The screenshot shows the NCBI LinkOut website interface. At the top left is the NCBI logo. To its right is the LinkOut logo, which consists of an orange sphere with a black line passing through it. Below the logos is a navigation bar with links for HOME, HELP, FAQ, Provider Lists, and Journal Lists. A yellow callout bubble points to the 'Libraries' tab in the navigation bar, with the text 'Select "Libraries" tab'. Below the navigation bar, the 'Libraries' tab is selected, and a list of links is displayed. A second yellow callout bubble points to the 'LinkOut Help' link in this list, with the text 'Select "LinkOut Help" for all pertinent documentation related to LinkOut'. The list of links includes: Library Submission Utility, Frequently Asked Questions (FAQs) for LinkOut Libraries, LinkOut Help, LinkOut Provider and Journal Lists, Providers that Submit Holdings Information on Behalf of Libraries, PubMed & OpenURL-based Services, Document Delivery Service (DDS), Localize PubMed, Training and Promotion, LinkOut Meetings, and Contact Information and Mailing Lists. The 'Contact Information and Mailing Lists' section includes links for Contact Information, Library-LinkOut Announcement List, and LINKOUT-L Discussion List.

NCBI

LinkOut®

HOME HELP FAQ Provider Lists Journal Lists

Welcome **Libraries** Full-Text Providers

[LinkOut for Libraries](#) *Link users to library holdings and other external resources*

- [Library Submission Utility](#)
- [Frequently Asked Questions \(FAQs\) for LinkOut Libraries](#)
- [LinkOut Help](#)
- [LinkOut Provider and Journal Lists](#)
- [Providers that Submit Holdings Information on Behalf of Libraries](#)

[PubMed & OpenURL-based Services](#) *Implement an OpenURL-based link*

[Document Delivery Service \(DDS\)](#) *Register a local Document Delivery*

[Localize PubMed](#) *Localize the PubMed display for your users*

[Training and Promotion](#)

[LinkOut Meetings](#)

[Contact Information and Mailing Lists](#)

- [Contact Information](#)
- [Library-LinkOut Announcement List](#) 
- [LINKOUT-L Discussion List](#)

LinkOut Help & Documentation

LinkOut Help
The National Library of Medicine

[Help Manual Contents](#) | [LinkOut Help Contents](#) [Other books @ NCEI](#)

Search

This book All NCBI Help Manual books

All books PubMed

Navigation

[About this book](#)

→ **[Information for Libraries](#)**

[How LinkOut Works for Libraries](#)

[Setting Up Links to Library Holdings](#)

[Before Registering](#)

[Managing Library Holdings in the Submission Utility](#)

[Managing Library Holdings using a Local Link Resolver \(LinkOut Local\)](#)

[PubMed and OpenURL-based Services](#)

[Viewing Library Links and Icons in PubMed](#)

[Localizing PubMed for Your Users](#)

LinkOut Help

Created: July 18, 2005

Updated: April 15, 2008

Information for Libraries

LinkOut provides direct links from PubMed and other Entrez databases to a wide range of information and services beyond the Entrez system. LinkOut aims to facilitate access to relevant online resources to extend, clarify, and supplement information found in the Entrez databases. LinkOut resources include full-text publications, biological databases, consumer health information, research tools, and more (see [examples of LinkOut resources](#)).

Through LinkOut, links specially assigned to specific citations and database records provide direct access to relevant external resources.

“Information for Libraries” contains the information you need to set up and support LinkOut for your library and users.

For answers to Frequently Asked Questions, see the [FAQ for LinkOut Libraries](#).

For additional information about the various types of links found in Entrez, please see [Databases in Entrez Help](#).

Done

Step 2: Organize

Everything in Its Place

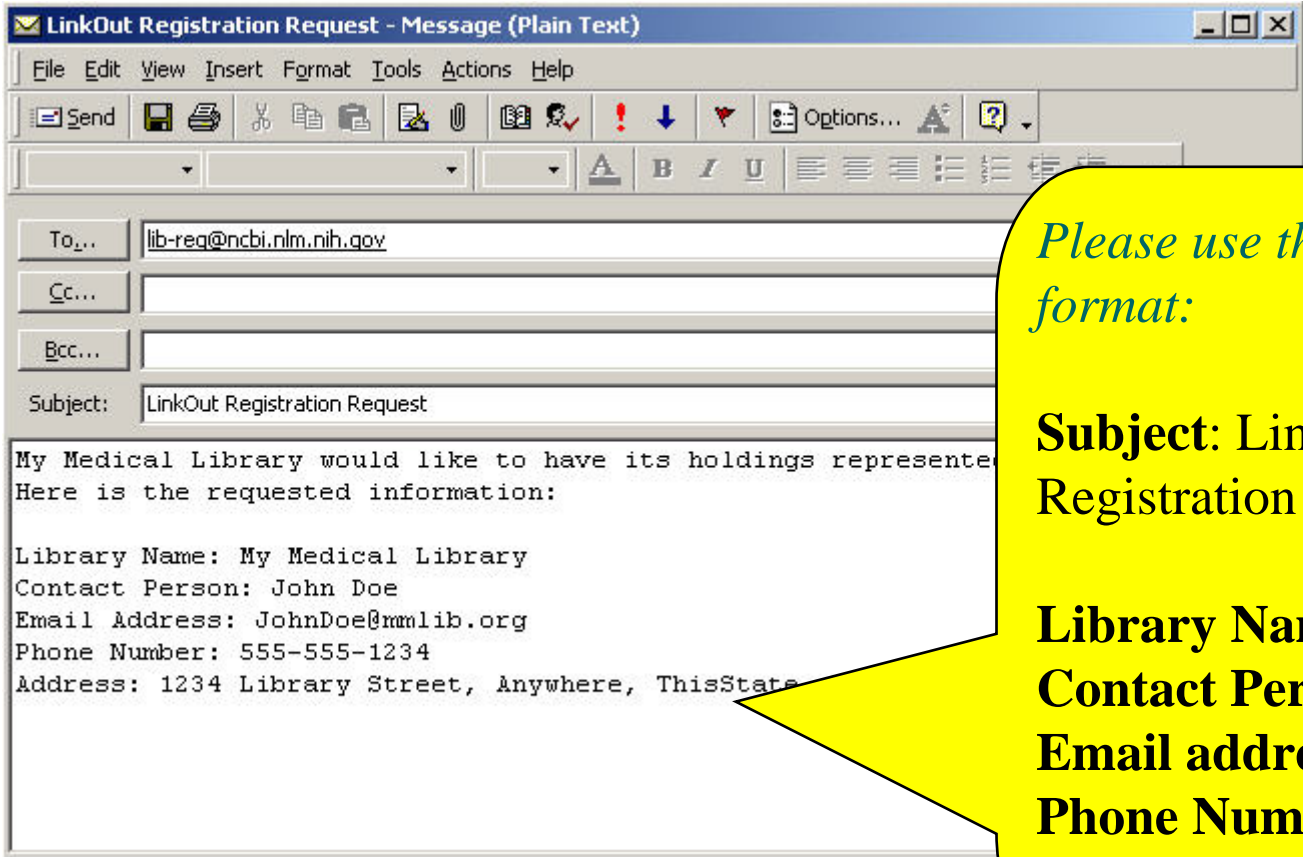
Things to Do Beforehand

- ❑ Discuss LinkOut program with library staff
- ❑ Assign LinkOut contact for LinkOut program maintenance (put this info in DOCLINE)
- ❑ Compile a list of vendor or publisher names with titles and years supplied
- ❑ Analyze e-journal subscription agreements and holdings
- ❑ Contact providers to join or add holdings, if necessary

Step 3: Register

Introduce Yourself

Send Email to: lib-reg@ncbi.nlm.nih.gov



Please use this format:

Subject: LinkOut Registration Request

**Library Name:
Contact Person:
Email address:
Phone Number:
Address:**

LinkOut Writes Back


- ❑ Within a week, LinkOut will send you an email containing a username and password, for example:
 - User Name: umalib
 - Password: Br76D

- ❑ User Name is used in two ways:
 - Access to LinkOut files in Submission utility
 - Identifies your library for PubMed to activate your icon in PubMed searches

Step 4: Enter Holdings

Sign In, Complete Contact & Library Identity Information, Enter Holdings

The Library Submission Utility

NCBI  **LinkOut** → INFORMATION FOR LIBRARIES

Libraries > **Library Submission Utility**

Library Submission Utility

NOTICE: The Library Submission Utility is password protected and only available to libraries that participated in LinkOut, Outside Tool, and Document Delivery Service. For information on registering for LinkOut, please see [LinkOut Help: Information for Libraries](#).

New Version is Here! See [this page](#) for more information.

LinkOut

- [Home: link to all functions, includes Provide Icon](#)
- [Library Info](#)
- [Contact Info](#)
- [View or Update Online Holdings](#)
- [View or Update Print Holdings](#)
- [View Usage Statistics](#)
- [Export Holdings](#)

Outside Tool

- [Contact Info](#)

Select "Home link to all functions" to get to login page to Library Submission Utility

The Library Submission Utility

NCBI

LinkOut. LIBRARY SUBMISSION UTILITY

HOME HELP Provider Lists Journal Lists Submission Utility Main Page

Sign In

The Library Submission Utility is password protected and only available to libraries that partipate in LinkOut, Outside Tool or Document Delivery. Registration information for these services, can be found at [LinkOut Help: Information for Libraries](#).

Note: User Name and Password are case sensitive.

User Name:

Password:

[I forgot my password](#)

Log in to Submission Utility

[Department of Health & Human Services](#)
[Freedom of Information Act](#) | [Disclaimer](#)

Using the Submission Utility

NCBI **LinkOut.** LIBRARY SUBMISSION UTILITY [Sign Out](#)

HOME HELP [Provider Lists](#) [Journal Lists](#) [Submission Utility Main Page](#)

St. Vincent Hospital - Worcester Medical Center Library, MA

[LinkOut](#) [OutsideTool](#) [Document Delivery](#)

LinkOut displays links to your holdings in PubMed search results.

[PubMed](#) [Contact Info](#) [Library Info](#)

LinkOut Options for PubMed
[View or Update Online Holdings](#)
[View or Update Print Holdings](#)
[View Usage Statistics](#)
[Export Holdings](#)


You and provide a citation for any of these articles in PubMed, they see a link to that article in your holdings.

The icon(s), or the icon(s) located at the URLs, shown below appear when a user views a citation to which you provide links. Clicking the icon links the user to the full text from your selected provider or to a record of your library's print holdings.

| Full-Text Icon/Icon URL | Print Collection Icon/Icon URL |
|--|--|
| SVH Library E-Journal Collection Change | SVH Library Print Collection Change |

Here's a link to the Library Submission Utility Main Page

Using the Submission Utility

NCBI  **LinkOut.** → LIBRARY SUBMISSION UTILITY [Sign Out](#)

HOME HELP [Provider Lists](#) [Journal Lists](#) [Submission Utility Main Page](#)

St. Vincent Hospital - Worcester Medical Center Library, MA

[LinkOut](#) [OutsideTool](#) [Document Delivery](#)

LinkOut displays links to your holdings in PubMed search results.

[PubMed](#) **Contact Info** [Library Info](#)

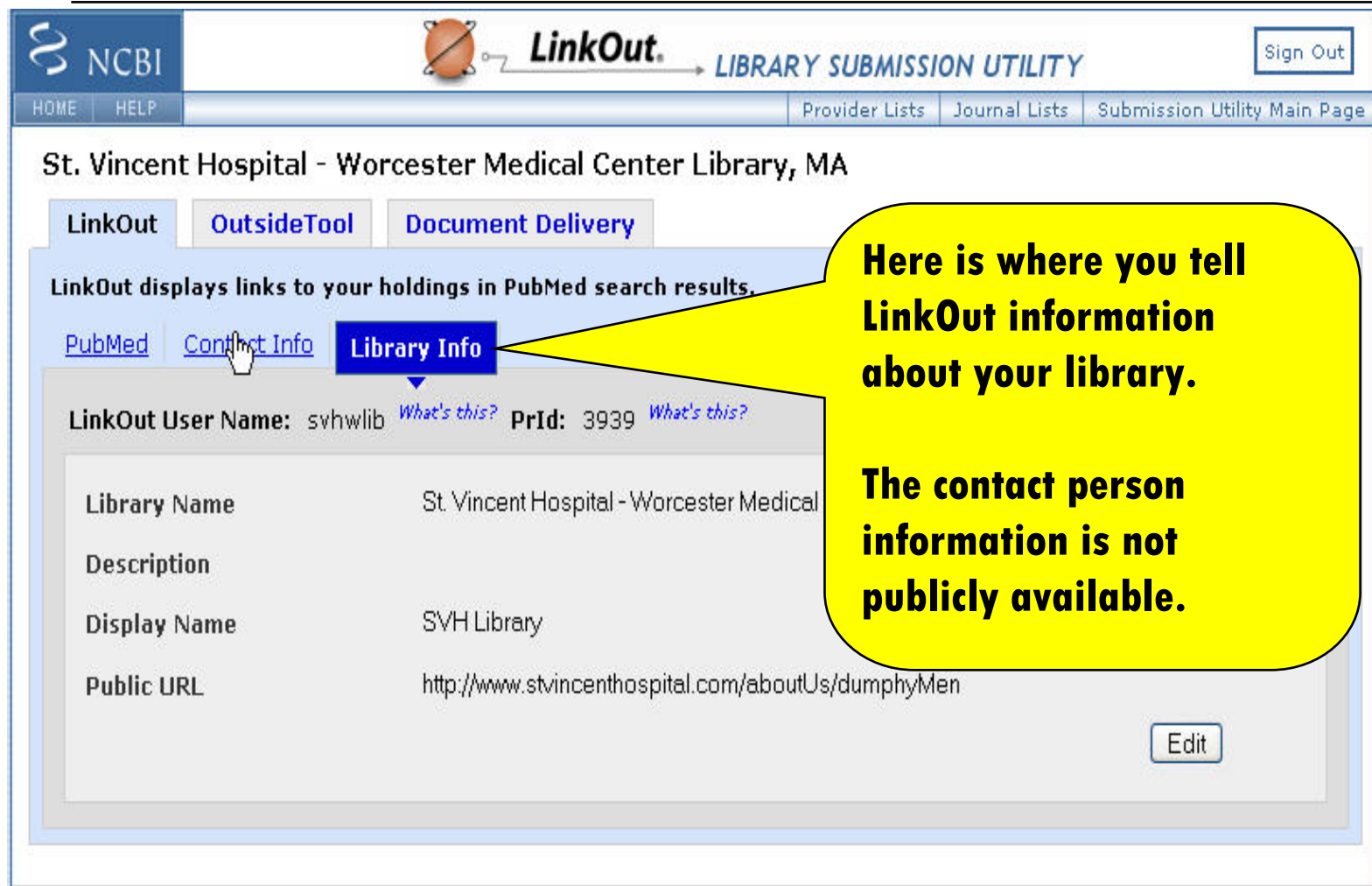
LinkOut User Name: svhwlib [What's new](#)


| Contact Name | Contact Email |
|---|-----------------|
| Joan Yanicke, Manager, Library Services | joan.yanicke@st |

Here is where you tell LinkOut who you are and how you can be contacted.

The contact person information is not publicly available.

Using the Submission Utility: Edit Library Identity



NCBI  **LinkOut.** LIBRARY SUBMISSION UTILITY [Sign Out](#)

[HOME](#) [HELP](#) [Provider Lists](#) [Journal Lists](#) [Submission Utility Main Page](#)

St. Vincent Hospital - Worcester Medical Center Library, MA

[LinkOut](#) [OutsideTool](#) [Document Delivery](#)

LinkOut displays links to your holdings in PubMed search results.

[PubMed](#) [Contact Info](#) **Library Info**

LinkOut User Name: svhwlib [What's this?](#) PrId: 3939 [What's this?](#)

| | |
|--------------|---|
| Library Name | St. Vincent Hospital - Worcester Medical |
| Description | |
| Display Name | SVH Library |
| Public URL | http://www.stvincenthospital.com/aboutUs/dumphyMen |

[Edit](#)

Here is where you tell LinkOut information about your library.

The contact person information is not publicly available.

Edit Your Online Holdings

NCBI **LinkOut.** LIBRARY SUBMISSION UTILITY Sign Out

HOME HELP Provider Lists Journal Lists Submission Utility Main Page

St. Vincent Hospital - Worcester Medical Center Library, MA

[LinkOut](#) [OutsideTool](#) [Document Delivery](#)

LinkOut displays links to your holdings in PubMed search results.

[PubMed](#) [Contact Info](#) [Library Info](#)

LinkOut Options for PubMed

- [View or Update Online Holdings](#)
- [View or Update Print Holdings](#)
- [View Usage Statistics](#)
- [Export Holdings](#)

The icon(s), or the icon(s) located at the URLs, shown below appear w provide links. Clicking the icon links the user to the full text from your selected provider or to a record of your library's print holdings.

| Full-Text Icon/Icon URL | Print Collection Icon/Icon URL |
|---|---|
| SVH Library E-Journal Collection Change | SVH Library Print Collection Change |

Edit Your Online Holdings

Select "Just My Holdings" to view your current list of online holdings

NCBI LinkOut

HOME HELP

Online Holdings (svhwlib)

Browse Search

Browse [Journal](#) or [Providers](#), or use [Search](#) to search by journal. [What if my journal's not listed?](#)

Browse: **Journals** Providers

Show: All Just my holdings New Journals [What's this?](#)

Just My Holdings (29 titles, not including holdings [vendors sent for my library.](#))

Click "Update" to save changes BEFORE leaving this page. [Open all](#) [Close all](#)

[-] AACN clinical issues 1079-0713
Publisher: Lippincott Williams & Wilkins
 Ovid Technologies, Inc.
 All available, delayed 0 months
 Subscription effective Mon 1995 To Mon Subsequent Years, delayed 0 months
 Retained for the last 1 years


[-] ACP journal club 1056-8751
Publisher: American College of Physicians-American Society of Internal Medicine
 EBSCO
 All available, delayed 0 months
 Subscription effective Mon 2002 To Mon Subsequent Years, delayed 0 months
 Retained for the last 1 years

Edit Your Online Holdings

The screenshot shows the NCBI LinkOut Library Submission Utility interface. The page title is "Online Holdings (svhwlib)". There are navigation tabs for "Browse" and "Search". Below the tabs, there is a section for "Browse: Journals Providers" and "Show: All Just my holdings New Journals". The "New Journals" filter is selected. The page displays a list of journals under the heading "New Journals > AA - American ed (65 titles)". A yellow callout bubble points to the "New Journals" filter with the text: "Select 'New Journals' to view only journals that have been added to LinkOut since the last time your library updated its Online Holdings." The list of journals includes:

- ⊕ The AAPS journal 1550-7416
- ⊕ AAPS PharmSciTech 1530-9932
- ⊕ Abdominal imaging 0942-8925
- ⊕ Academic emergency medicine : official journal of the Society for Academic Emergency Medicine 1069-6563
- ⊕ ACM transactions on knowledge discovery from data 1556-4681
- ⊕ Acta anaesthesiologica Scandinavica. Supplementum 0515-2720
- ⊕ Acta anaesthesiologica Scandinavica 0001-5172
- ⊕ Acta anaesthesiologica Taiwanica : official journal of the Taiwan Society of Anesthesiologists 1875-4597
- ⊕ Acta applicandae mathematicae 0167-8019
- ⊕ Acta biochimica et biophysica Sinica 1672-9145
- ⊕ Acta biotheoretica 0001-5342
- ⊕ Acta dermato-venereologica 0001-5555
- ⊕ Acta materialia 1359-6454
- ⊕ Acta medica Austriaca 0303-8173
- ⊕ Acta neurobiologiae experimentalis 0065-1400
- ⊕ Acta neurologica Scandinavica. Supplementum 0065-1427

Edit Your Online Holdings

NCBI  **LinkOut.** LIBRARY SUBMISSION UTILITY [Sign Out](#)

HOME HELP [Provider Lists](#) [Journal Lists](#) [Submission Utility Main Page](#)

Online Holdings (svhwlib)

Browse Search

Browse [Journal](#) or [Providers](#), or use [What if my journal's not listed?](#)

Browse: **Journals** Providers

Show: All Just my holdings New Journals [What's this?](#)

[New Journals](#) > **AA - American ed** (65 titles)

Click "Update" to save changes BEFORE leaving this page. [Open all](#) [Close all](#)

- The AAPS journal 1550-7416
- AAPS PharmSciTech 1530-9932
- Abdominal imaging 0942-8925
- Academic emergency medicine : official journal of the Society for Academic Emergency Medicine 1069-6563
- ACM transactions on knowledge discovery from data 1556-4681
- Acta anaesthesiologica Scandinavica. Supplementum 0515-2720
- Acta anaesthesiologica Scandinavica 0001-5172
- Acta anaesthesiologica Taiwanica : official journal of the Taiwan Society of Anesthesiologists 1875-4597
- Acta applicandae mathematicae 0167-8019
- Acta biochimica et biophysica Sinica 1672-9145
- Acta biotheoretica 0001-5342
- Acta dermato-venereologica 0001-5555
- Acta materialia 1359-6454
- Acta medica Austriaca 0303-8173
- Acta neurobiologiae experimentalis 0065-1400
- Acta neurologica Scandinavica. Supplementum 0065-1427

Edit Your Online Holdings

The screenshot shows the NCBI LinkOut LIBRARY SUBMISSION UTILITY interface. At the top, there is a navigation bar with 'HOME' and 'HELP' on the left, and 'Provider Lists', 'Journal Lists', and 'Submission Utility Main Page' on the right. A 'Sign Out' button is located in the top right corner. The main content area is titled 'Online Holdings' and has two tabs: 'Browse' and 'Search'. Below the tabs, there is a search instruction: 'Browse [Journal](#) or [Providers](#), or use [Search](#) to search by journal abbreviation, ISSN, or provider name. [What if my journal's not listed?](#)'. The 'Browse' section has two sub-tabs: 'Journals' and 'Providers', with 'Providers' currently selected. Below the sub-tabs, there is a 'Show:' section with three radio buttons: 'All', 'Just my holdings' (which is selected), and 'New Journals'. A link 'What's this?' is next to 'New Journals'. Below the 'Show:' section, there is a heading 'Just My Holdings (9 providers)' followed by a list of providers: Blackwell Publishing, Dowden Health Media, EBSCO, HighWire Press, Ingenta plc, John Wiley & Sons, Inc., Ovid Technologies, Inc., Springer, and University of Chicago Press. Two yellow callout boxes are overlaid on the image. The first callout box, pointing to the 'Providers' tab, contains the text 'Now we're browsing by Provider ...'. The second callout box, pointing to the 'Just my holdings' radio button, contains the text 'and "Just My Holdings"'. The NCBI logo is in the top left corner, and the LinkOut logo is in the top center.

Preferred Provider

When multiple providers are selected for the same journal and date range, LinkOut automatically assigns the links in the following priority:

- PMC
- publishers (alphabetically)
- aggregators (alphabetically)

Preferred Provider allows libraries to override this priority!

Preferences

If you select "Preferences" tab ...

The screenshot shows the NCBI LinkOut LIBRARY SUBMISSION UTILITY interface. The top navigation bar includes the NCBI logo, a "LinkOut." logo with a globe icon, and a "Sign Out" button. Below the navigation bar are tabs for "HOME", "HELP", "Provider Lists", "Journal Lists", "Submissions", and "Utility Main Page". The main content area is titled "Online Holdings" and features three tabs: "Browse", "Search", and "Preferences". The "Preferences" tab is currently selected. Below the tabs, there is a section for "Browse" with sub-tabs for "Journals" and "Providers". The "Providers" sub-tab is selected. Underneath, there are radio buttons for "Show:" with options "All", "Just my holdings" (which is selected), and "New Journals". A link "What's this?" is provided next to the "New Journals" option. Below the "Show:" options, the text "Just My Holdings (9 providers)" is displayed. A list of providers is shown below this text:

- Blackwell Publishing
- Dowden Health Media
- EBSCO
- HighWire Press
- Ingenta plc
- John Wiley & Sons, Inc.
- Ovid Technologies, Inc.
- Springer
- University of Chicago Press

Preferences

NCBI LinkOut

HOME HELP

Select a Preferred Provider

Use this form to change your [default preferred provider](#).

You have not selected a default preferred provider. [What's this?](#)

Default Preferred Provider:

No Default Preferred Provider

Save Cancel

Note: These changes will take effect after 2 p.m. EST on the next business day.

[Write to LinkOut](#)
[NCBI](#) | [NLM](#) | [NIH](#)
[Department of Health & Human Services](#)
[Freedom of Information Act](#) | [Disclaimer](#)

When a provider is selected as the “Default Preferred Provider”, library links will display on citations for which the default Preferred Provider is selected as a full-text provider.

You can select a preferred provider for individual journals as well.

Searching for Journals



The screenshot shows the NCBI LinkOut search interface. At the top left is the NCBI logo with a hand cursor icon. To its right is the LinkOut logo, which features a red sphere with a white arrow pointing to the right. Below the logos are links for HOME and HELP. The main heading is "Online Holdings". Below this are three tabs: "Browse", "Search", and "Preferences". The "Search" tab is active. The search area contains the following text: "Search for [Journals](#) by title/title abbreviation/ISSN, [provider name](#) or [publisher name](#), or use [Browse](#) to select from a list. [What if my journal's not listed?](#)". Below this text is a search form with a "Find:" label, an empty text input field, the word "in", a dropdown menu currently set to "Journals", and a downward arrow. Below the input field is a "Show:" label followed by three radio button options: "All" (which is selected), "Just My Holdings", and "New Journals". To the right of these options is a link that says "What's this?". At the bottom right of the search form are two buttons: "Go" and "Clear". Below the search form is a button labeled "Return to Main Page". At the bottom of the page, there are several links: "Write to LinkOut", "NCBI", "NLM", "NIH", "Department of Health & Human Services", "Freedom of Information Act", and "Disclaimer".

You may search for journals by title / title abbreviation or ISSN ...

NCBI

LinkOut.

HOME HELP

Online Holdings

Browse Search Preferences

Search for [Journals](#) by title/title abbreviation/ISSN, [provider name](#) or [publisher name](#), or use [Browse](#) to select from a list. [What if my journal's not listed?](#)

Find: in Journals

Show: All Just My Holdings New Journals [What's this?](#) Go Clear

[Return to Main Page](#)

[Write to LinkOut](#)
[NCBI](#) | [NLM](#) | [NIH](#)
[Department of Health & Human Services](#)
[Freedom of Information Act](#) | [Disclaimer](#)

When you don't see your provider ...

The screenshot shows the PubMed website interface. At the top, there is the NCBI logo and the PubMed logo with the text "A service of the U.S. National Library of Medicine and the National Institutes of Health" and the URL "www.pubmed.gov". On the right, there are links for "My NCBI", "Sign In", and "Register". Below the header, there is a navigation bar with tabs for "All Databases", "PubMed", "Nucleotide", "Protein", "Genome", "Structure", "OMIM", "PMC", "Journals", and "Books". A search bar is present with the text "Search PubMed for" and buttons for "Go", "Clear", and "Advanced Search". Below the search bar, there are buttons for "Limits", "Preview/Index", "History", "Clipboard", and "Details". The main content area shows a search result for "Hak E et al. Rationale and design of CAPIT... [PMID: 18990781]". Underneath the citation, there is a section for "Full Text Sources" which includes a purple diamond icon, the text "FREE van Zuiden Communications PDF", and "Swets Information Services Full Text". A yellow callout box with a black border points to the purple diamond icon and contains the text "Select 'Links', then 'LinkOut'". Another yellow callout box with a black border points to the purple diamond icon and contains the text "... and look for the purple diamond".

NCBI PubMed A service of the U.S. National Library of Medicine and the National Institutes of Health www.pubmed.gov My NCBI [Sign In] [Register]

All Databases PubMed Nucleotide Protein Genome Structure OMIM PMC Journals Books

Search PubMed for [] Go Clear Advanced Search

Limits Preview/Index History Clipboard Details


Display LinkOut Show 20 Sort By Send to

All: 1 Review: 0

The following [LinkOut](#) resources are supplied by external providers. These providers are responsible for maintaining the links. What does the [icon](#) mean?

1: [Hak E et al.](#) Rationale and design of CAPIT... [PMID: 18990781] [Related Articles, Links](#)

Full Text Sources

 FREE van Zuiden Communications [PDF](#)

[Swets Information Services](#) [Full Text](#)

[Libraries](#)

Display LinkOut Show 20 Sort By Send to

Print Holdings

NCBI **LinkOut.** LIBRARY SUBMISSION UTILITY Sign Out

HOME HELP Provider Lists Journal Lists Submission Utility Main Page

St. Vincent Hospital - Worcester Medical Center Library, MA

LinkOut **OutsideTool** Document Delivery

LinkOut displays links to your holdings in PubMed search results.

PubMed [Contact Info](#) [Library Info](#)

LinkOut Options for PubMed

- [View or Update Online Holdings](#)
- [View or Update Print Holdings](#)
- [View Usage Statistics](#)
- [Export Holdings](#)

You have 185 journals (205 entries) in your online and print holdings for PubMed. When a patron views a citation for any of these articles in PubMed, they see a link to that article in your holdings.

The icon(s), or the icon(s) located at the URLs, shown below appear when a user views a citation to which you provide links. Clicking the icon links the user to the full text from your selected provider or to a record of your library's print holdings.

| Full-Text Icon/Icon URL | Print Collection Icon/Icon URL |
|---|---|
| SVH Library E-Journal Collection Change | SVH Library Print Collection Change |

Select "View or Update Print Holdings"

Print Holdings

NCBI **LinkOut.** LIBRARY SUBMISSION

HOME Provider Lists

Print Holdings SERHOLD (svhwlib)

red.

Your library provides print holdings using LinkOut-SERHOLD

Collection

LIBID* Print Collection Location* (Max. 250 chars.)

MAUSVW St. Vincent Hospital Library DELETE

Add LIBID

Catalog URL

http://maple.cybertoolsforlibraries.com/cgi-b

Save Cancel

Return to Main Page

[Write to LinkOut](#)
[NCBI](#) | [NLM](#) | [NIH](#)
Department of Health & Human Services
[Freedom of Information Act](#) | [Disclaimer](#)

Provide your DOCLINE LIBID (6 letter code)

Provide description of print collection in your library

Provide your library's catalog URL (optional)

Print Holdings

- ❑ SERHOLD print holdings information is transferred to LinkOut daily.
- ❑ Print holdings information will only be presented for PubMed titles and *for the ranges* of PubMed citations that a library carries. (For example, if your library has all volumes of a title except volume 5, links to holdings information will not appear in the PubMed citations for volume 5 of that title.)
- ❑ SERHOLD is currently available for libraries in the United States and for some libraries in Canada and Mexico.

Step 5: Provide an Icon

Provide an icon to identify your library holdings

Create Icons For PubMed



- ❑ Create icon(s) to represent your library:
- ❑ Follow these design parameters:
 - Recommended size: 100x25 pixels (150x35 max)
 - Should look like a button
 - Should have an outline
 - Not have a white or transparent background.
 - Readable and easily recognized
 - gif, jpg, or png

Default Icons

If you do not create icon(s),
PubMed will generate default buttons:



Online Full-text



Local Print Collection

Provide Icons Via Submission Utility

NCBI **LinkOut.** LIBRARY SUBMISSION

HOME HELP Provider Lists

Add or Edit LinkOut Icon

Specify a LinkOut icon to use when linking to your **online** holdings.

Current icon
SVH Library
E-Journal Collection

Icon Guidelines
Size: 100 × 25 pixels recommended (maximum: 150 × 35)
File type: gif, jpg, jpeg, or png
Appearance: look like a button, use borders, avoid white/transparent background,

Use the default icon
 Use an icon on the Internet
 Upload an icon

URL

File

Note: These changes will take effect after 2 p.m.

After designing icons, it's recommended to upload them to server in Bethesda.

Technical specifications for icon design are clearly displayed.

Step 6: Activate

- ❑ When you UPDATE input of holdings, the Submission Utility will record changes in NCBI's LinkOut database.
- ❑ Your library icons will be available in PubMed the next business day after you update files.
- ❑ Your library icon will display on the Abstract and Citation display for those citations that were entered in the Submission Utility session.

Ways to Activate Library Icons

Library icons may be activated in PubMed in the following ways:

1. *Via a special URL:*
[http://www.ncbi.nlm.nih.gov/sites/entrez?
&holding= NameAbbr _fft](http://www.ncbi.nlm.nih.gov/sites/entrez?&holding=NameAbbr_fft)
2. *Via a “shared” My NCBI account:*
[http://www.ncbi.nlm.nih.gov/sites
/entrez?&myncbishare=MyNCBIUserName
&holding= NameAbbr _fft](http://www.ncbi.nlm.nih.gov/sites/entrez?&myncbishare=MyNCBIUserName&holding=NameAbbr_fft)
3. *Via an “individual” My NCBI account*

Also: See Flash tutorial displaying LinkOut icons using a special URL!

Special URL's

- ❑ When a user enters PubMed through a special URL, a cookie is placed in the workstation that instructs PubMed to set the preferences indicated by the URL.
- ❑ To use special URLs, the workstation must be able to accept cookies. Cookies will expire after 8 hours of inactivity; PubMed options will be reset to the default settings.
- ❑ You can set LinkOut preferences that will not time out on a workstation by signing the workstation into My NCBI and selecting “Keep me signed in unless I sign off”.
- ❑ If you are using a special URL to localize PubMed for your users, you should create a button or link to this URL from your library website.

Access Library Icons via My NCBI

The screenshot displays the My NCBI website interface. At the top, the NCBI logo is on the left, and navigation links for Home, PubMed, GenBank, and BLAST are in the center. On the right, there are links for Sign In and My NCBI. Below the navigation bar, the My NCBI logo is prominently displayed. To the right of the logo, it states: "A division of the National Library of Medicine at the National Institutes of Health".

On the left side, there is a vertical navigation menu with the following items: Table of Contents, My NCBI Home, My Saved Data, Search Filters, Preferences, and About My NCBI. The "About My NCBI" item is highlighted.

The main content area features a "Welcome to My NCBI" message. Below this, there is a yellow box containing the text: "Use My NCBI to save your searches and data, and to set NCBI Web site preferences [About My NCBI...](#)".

The "Sign into My NCBI" section contains a form with the following fields and options:

- Username:
- Password:
- Keep me signed in:
- Remember my username:

On the right side of the sign-in form, there are four links:

- [Register for an account](#)
- [I forgot my username](#)
- [I forgot my password](#)
- [About automatic sign in](#)

Below the sign-in form is a green "Sign In" button. At the bottom of the sign-in section, there is a link: [See more sign in options for My NCBI partner organizations.](#)

The footer contains the following information:

[Contact](#) | [Copyright](#) | [Disclaimer](#) | [Privacy](#) | [Accessibility](#)
 National Center for Biotechnology Information, U.S. National Library of Medicine
 8600 Rockville Pike, Bethesda MD, 20894 USA

On the right side of the footer, there are logos for the National Library of Medicine (NLM), the National Institutes of Health (NIH), and the USA.gov logo.

Access Library Icons via My NCBI

The screenshot shows the PubMed interface with a search for "ice cream headaches". The search results bar displays "umasslib: 16" with a small icon. A yellow callout bubble points to this icon, containing the text "my library icons".

NCBI PubMed A service of the U.S. National Library of Medicine and the National Institutes of Health www.pubmed.gov

My NCBI Welcome markg. [Sign Out]

All Databases PubMed Nucleotide Protein Genome Structure OMIM PMC Journals Books

Search PubMed for ice cream headaches Go Clear Advanced Search (beta) Save Search

Limits Preview/Index History Clipboard Details

Display AbstractPlus Show 20 Sort By Send to

All: 22 Free full text: 6 umasslib: 16

Items 1 - 16 of 16 One page.

1: [Int J Dermatol.](#) 2006 Sep;45(9):1116-7. FULL TEXT AVAILABLE ONLINE Links Wiley InterScience® Bates ARTICLE LINKER

Comment on: [Int J Dermatol.](#) 2004 Sep;43(9):687-92.

Ice cream headaches with cryotherapy of actinic keratoses.

[Burkhart CG](#), [Burkhart CN](#).

PMID: 16961530 [PubMed - indexed for MEDLINE]

University of MD HS/HSL (online) Online Article Print Holdings

Related Articles

- ▶ Idiopathic stabbing headache and experimental ice cream headache (short-lived headaches). [Eur Neurol. 2004]
- ▶ Ice cream headache--site, duration, and relationship to migraine. [Headache. 1992]
- ▶ Cryosurgery cure rate of actinic keratoses. [J Am Acad Dermatol. 1982]
- ▶ **Review** [Cryosurgical treatment of actinic keratoses and evidence-based review] [Hautarzt. 2005]
- ▶ **Review** [What takes place in the head? Migraine, cluster and tension headache] [Pharm Unserer Zeit. 2002]

» See Reviews... » See All...

Viewing Links as Icons in PubMed

Three types of LinkOut icons appear in PubMed by default:

- ❑ icons that link to PubMed Central
- ❑ icons that link to free full text
- ❑ icons that link to full text at the publisher's site

The screenshot shows a PubMed article entry for "Newly diagnosed HIV infections: review in UK and Ireland." The article is by Sullivan AK, Curtis H, Sabin CA, and Johnson MA, published in BMJ in 2005. The page features three LinkOut icons: a blue icon for "FREE full text article at bmj.com", a yellow icon for "FREE full text article in PubMed Central", and a "Links" icon. Below the article title, there is a "Related Links" section with three entries: "Prospective surveillance of sympathetic ophthalmia in the UK [Br J Ophthalmol. 2000]", "British Paediatric Surveillance Unit: annual report for [Commun Dis Rep CDR Wkly. 1999]", and "The changing epidemiology of prevalent diagnosed HIV infe [Sex Transm Infect. 2005]".

1: [BMJ](#). 2005 Jun 4;330(7503):1301-2. Epub 2005 May 13.

**FREE full text article at
bmj.com**

**FREE full text article
in PubMed Central** Links

Newly diagnosed HIV infections: review in UK and Ireland.

[Sullivan AK](#), [Curtis H](#), [Sabin CA](#), [Johnson MA](#).

Chelsea and Westminster Healthcare NHS Trust, London SW10 9NH.
Ann.Sullivan@Chelwest.nhs.uk

PMID: 15894552 [PubMed - indexed for MEDLINE]

Related Links

- ▶ Prospective surveillance of sympathetic ophthalmia in the UK [Br J Ophthalmol. 2000]
- ▶ British Paediatric Surveillance Unit: annual report for [Commun Dis Rep CDR Wkly. 1999]
- ▶ The changing epidemiology of prevalent diagnosed HIV infe [Sex Transm Infect. 2005]

LinkOut Usage Statistics

NCBI **LinkOut.** LIBRARY SUBMISSION UTILITY Sign Out

HOME HELP Provider Lists Journal Lists Submission Utility Main Page

St. Vincent Hospital - Worcester Medical Center Library, MA

LinkOut **OutsideTool** Document Delivery

LinkOut displays links to your holdings in PubMed search results.

PubMed [Contact Info](#) [Library Info](#)

LinkOut Options for PubMed

- [View or Update Online Holdings](#)
- [View or Update Print Holdings](#)
- [View Usage Statistics](#)
- [Export Holdings](#)

You have 185 journals (205 entries) in your online and print holdings for PubMed. When a patron views a citation for any of these articles in PubMed, they see a link to that article in your holdings.

The icon(s), or the icon(s) located at the URLs, shown below appear when a user views a citation to which you provide links. Clicking the icon links the user to the full text from your selected provider or to a record of your library's print holdings.

Full-Text Icon/Icon URL

SVH Library
E-Journal Collection Change

Print Collection Icon/Icon URL

SVH Library
Print Collection Change

Select "View Usage Statistics"

LinkOut Usage Statistics

NCBI **LinkOut.** LIBRARY SUBMISSION UTILITY [Sign Out](#)

[HOME](#) [HELP](#) [Provider Lists](#) [Journal Lists](#) [Submission Utility Main Page](#)

Statistics for St. Vincent Hospital - Worcester Medical Center Library, MA
Date: Nov 10, 2008

Choose the desired category:

Daily LinkOut Total

[Text Version](#)

Daily:

| | 11/09 | 08 | 11/ | 03/08 |
|---------|-------|----|-----|-------|
| Total: | 0 | | 0 | 0 |
| Nature | 0 | | 0 | 0 |
| Science | 0 | | 0 | 0 |

[Write to LinkOut](#)
[NCBI](#) | [NLN](#) | [NIH](#)
Department of Health & Human Services
[Freedom of Information Act](#) | [Disclaimer](#)

*Select from dropdown:
Daily
Weekly
Monthly
Yearly*

*Select from dropdown:
LinkOut Total
LinkOut Full-Text
LinkOut Print
LinkOut Local
holding=*

LinkOut to M+ /Other Resources

About Entrez
Text Version

Entrez PubMed
Overview
Help | FAQ
Tutorials
New/Noteworthy
E-Utilities

PubMed Services
Journals Database
MeSH Database
Single Citation
Matcher
Batch Citation Matcher
Clinical Queries
Special Queries
LinkOut
My NCBI

Related Resources
Order Documents
NLM Mobile
NLM Catalog
NLM Gateway
TOXNET
Consumer Health
Clinical Alerts
ClinicalTrials.gov
PubMed Central

Limits
Preview/Index
History
Clipboard
Details

Display LinkOut Show 20 Sort By ▼ Send to ▼

All: 1
Free full text: 0
umasslib: 1
✕

The following [LinkOut](#) resources are supplied by external providers. These providers are responsible for maintaining the links. What does the [icon](#) mean?

1: [Burkhart CG et al](#) [Ice cream](#) headaches with cryo...[PMID: 16961530]

⊖ Full Text Sources

| | | |
|--|----------------------------|---------------------------|
| | Blackwell Publishing | Full Text |
| | EBSCO | Full Text |
| | Ingenta plc | Full Text |
| | Ovid Technologies, Inc. | Full Text |
| | Swets Information Services | Full Text |

⊕ [Libraries](#)

⊖ Education

FREE [New England Research Institutes Inc.](#)


⊖ Medical

FREE [MedlinePlus Health Information](#)
Headache

Display LinkOut Show 20 Sort By ▼ Send to ▼

Links to M+ & other non-PM resources

Review Training & Promotional Materials

NCBI  **LinkOut**
INFORMATION FOR LIBRARIES

HOME HELP FAQ Provider Lists Journal Lists File Validation Library Submission

Welcome **Libraries** Full-Text Providers Other Resource Providers

[LinkOut for Libraries](#) *Link users to library holdings and other external resources*

[PubMed & OpenURL-based Services](#) *Implement an OpenURL-based link resolver in PubMed*

[Document Delivery Service \(DDS\)](#) *Register a local Document Delivery Service to be used in PubMed*

[Localize PubMed](#) *Localize the PubMed display for your users*

[Training and Promotion](#)

- [LinkOut Promotional Materials](#)
- [Getting Started with LinkOut](#) *Self-directed tutorial*
- [Displaying Icons Using a Special URL](#) *Animated tutorial (Macromedia Flash format)*
- [Library LinkOut Filters](#) *Animated tutorial (Macromedia Flash format)*
- [Getting Started with LinkOut Course Page](#) *2 formats offered. Approved for 2 or 4 MLA CE credits.*
- [Implementing OpenURL-based Services in PubMed](#) *Animated tutorial (Macromedia Flash format)*

[Updates & Information](#) *New features, LinkOut activities, and more*

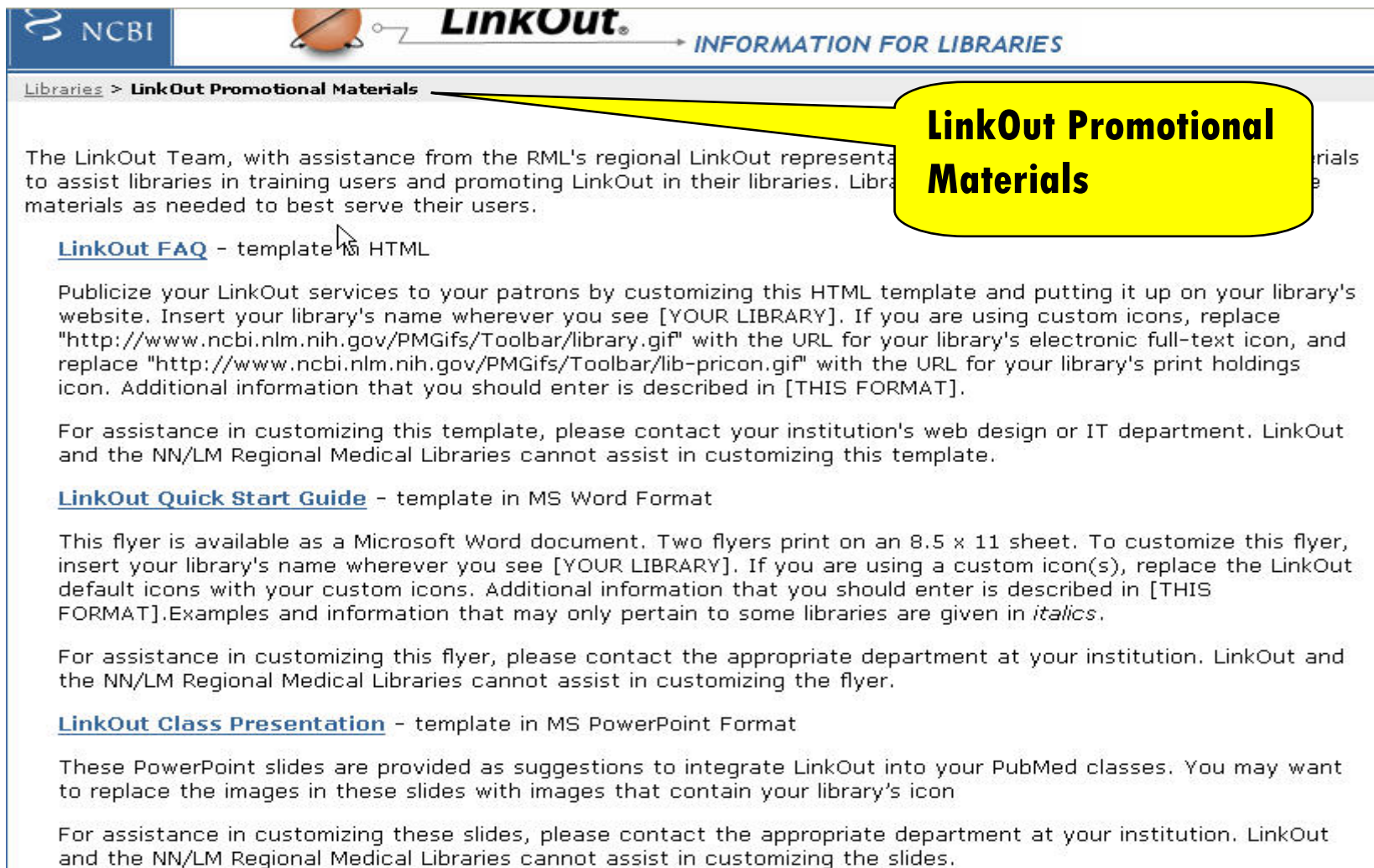
[Contact LinkOut](#)


Last updated: March 21, 2006

[Write to LinkOut](#)
NCBI | [NLM](#) | [NIH](#)
Department of Health & Human Services

**Links to online
animated
FLASH tutorials**

Review Training & Promotional Materials



NCBI  **LinkOut** INFORMATION FOR LIBRARIES

Libraries > **LinkOut Promotional Materials**

The LinkOut Team, with assistance from the RML's regional LinkOut representatives, provides training materials to assist libraries in training users and promoting LinkOut in their libraries. Libraries are encouraged to use these materials as needed to best serve their users.

LinkOut Promotional Materials

[LinkOut FAQ](#) - template in HTML

Publicize your LinkOut services to your patrons by customizing this HTML template and putting it up on your library's website. Insert your library's name wherever you see [YOUR LIBRARY]. If you are using custom icons, replace "http://www.ncbi.nlm.nih.gov/PMGifs/Toolbar/library.gif" with the URL for your library's electronic full-text icon, and replace "http://www.ncbi.nlm.nih.gov/PMGifs/Toolbar/lib-pricon.gif" with the URL for your library's print holdings icon. Additional information that you should enter is described in [THIS FORMAT].

For assistance in customizing this template, please contact your institution's web design or IT department. LinkOut and the NN/LM Regional Medical Libraries cannot assist in customizing this template.

[LinkOut Quick Start Guide](#) - template in MS Word Format

This flyer is available as a Microsoft Word document. Two flyers print on an 8.5 x 11 sheet. To customize this flyer, insert your library's name wherever you see [YOUR LIBRARY]. If you are using a custom icon(s), replace the LinkOut default icons with your custom icons. Additional information that you should enter is described in [THIS FORMAT]. Examples and information that may only pertain to some libraries are given in *italics*.

For assistance in customizing this flyer, please contact the appropriate department at your institution. LinkOut and the NN/LM Regional Medical Libraries cannot assist in customizing the flyer.

[LinkOut Class Presentation](#) - template in MS PowerPoint Format

These PowerPoint slides are provided as suggestions to integrate LinkOut into your PubMed classes. You may want to replace the images in these slides with images that contain your library's icon

For assistance in customizing these slides, please contact the appropriate department at your institution. LinkOut and the NN/LM Regional Medical Libraries cannot assist in customizing the slides.

Tips & Reminders

- ❑ If you have electronic full-text access through your subscriptions, you'll need to activate access before adding titles to LinkOut
- ❑ LinkOut does not perform any user verification; include only those journals that validate IP addresses -or- are accessible through your proxy server; otherwise, you'll need to distribute passwords.
- ❑ If you have more than one person adding holdings, assign them different letters or parts of the alphabet, so they don't overwrite each other's changes.

Tips & Reminders

- ❑ Changes made in the Submission Utility show up in PubMed after 2 PM ET next business day
- ❑ Holdings may be entered in multiple sessions
- ❑ There is a “special URL” (_fft) that will automatically apply your icon to all citations with *free full-text links*
- ❑ ***If you don't have a subscription, don't add the journal!***

LinkOut Support

- ***Regional LinkOut Representative***
NN/LM NER
mark.goldstein@umassmed.edu
Mark Goldstein
508-856-5964

- ***LinkOut Team***
National Center for Biotechnology Information,
National Library of Medicine
lib-linkout@ncbi.nlm.nih.gov

Questions & Answers

