

The BOADICEA model of genetic susceptibility to breast and ovarian cancer: updating, validation, predictions

Antonis Antoniou

Cancer Research - UK
Genetic Epidemiology Unit
Strangeways Research Laboratories
University of Cambridge, UK



CANCER RESEARCH UK



Model Development (version 1)

- Data:

- Anglian Breast Cancer Study (**ABC families**)

- 1484 breast cancer cases, unselected for family history

- British Families (**B families**)

- 156 multiple case families

- BRCA1/2 status available.

Methods (v.1)

- Complex segregation analysis of breast and ovarian cancer occurrence.
- Modelled simultaneous effects:
 - BRCA1
 - BRCA2
 - “BRCAx”
 - Polygenic
- Polygenic = large number of genes, small effect, multiplicative effect on risk
- Best fitting model for residual familial clustering of breast cancer: **Polygenic**

Updating - current data – number of families

Study	Index mutation status			Total
	BRCA1	BRCA2	Non-carriers	
ABC	8	15	1461	1484
UK ¹	16	14	587	617
Manchester ²	9	7	83	99
B Families	21	18	117	156
Meta-analysis ³	247	182	NA	429
Total	301	236	2248	2785

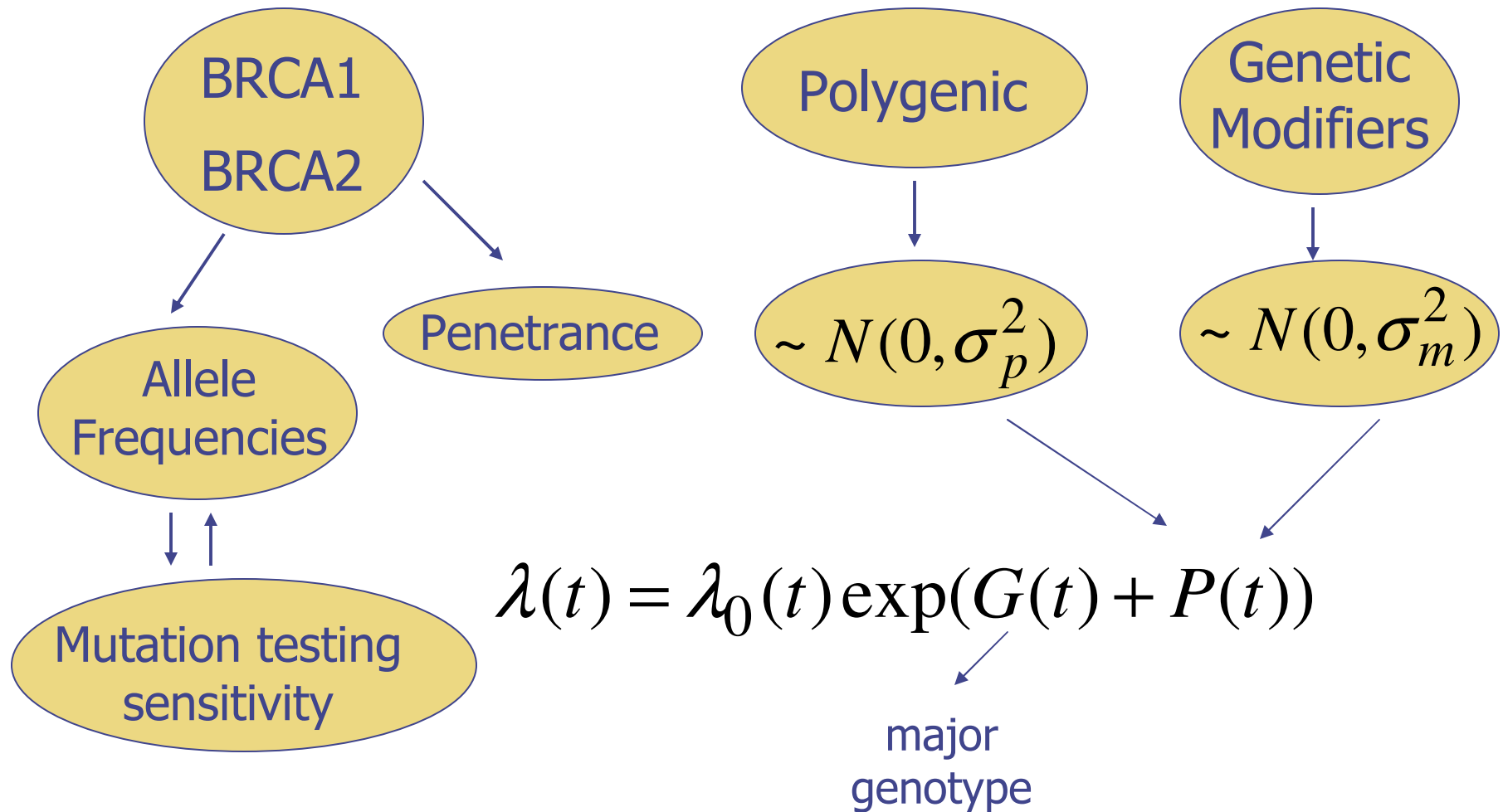
¹ Peto et al, JNCI (1999)

² Laloo et al, Lancet (2003)

³ Antoniou et al, AJHG (2003)

} Population based studies

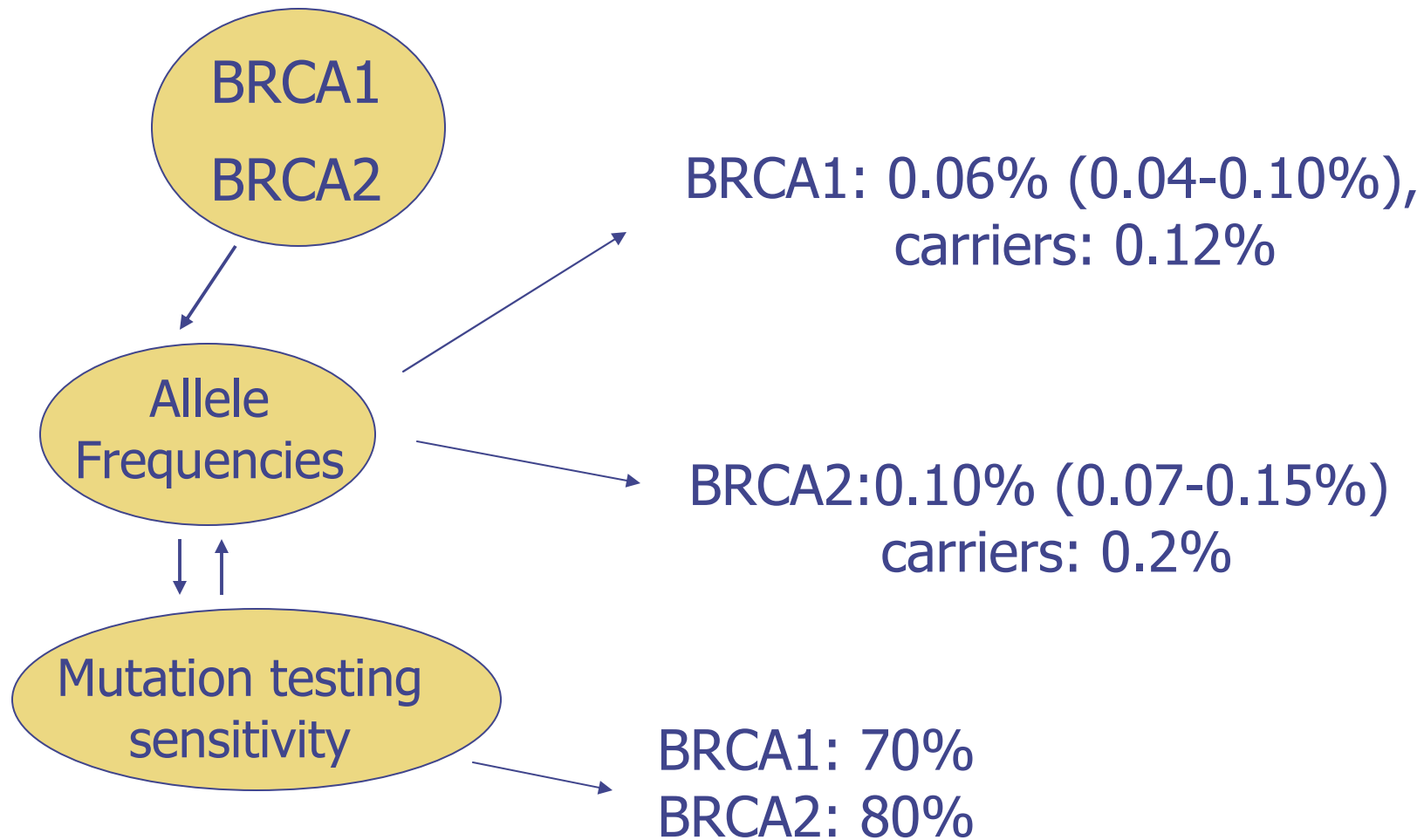
Model components



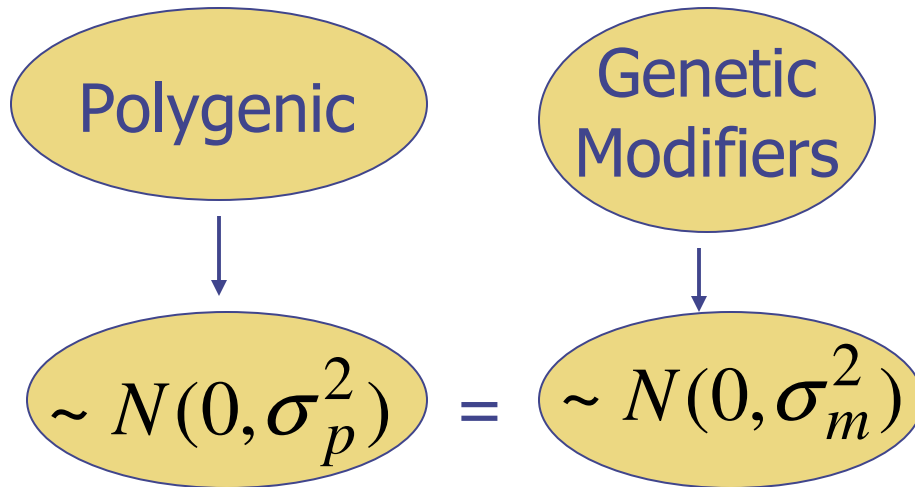
Birth cohort effect: <1920, 1920-29, 1930-39, 1940-49, 1950+

All effects estimated simultaneously.

Model components - Results

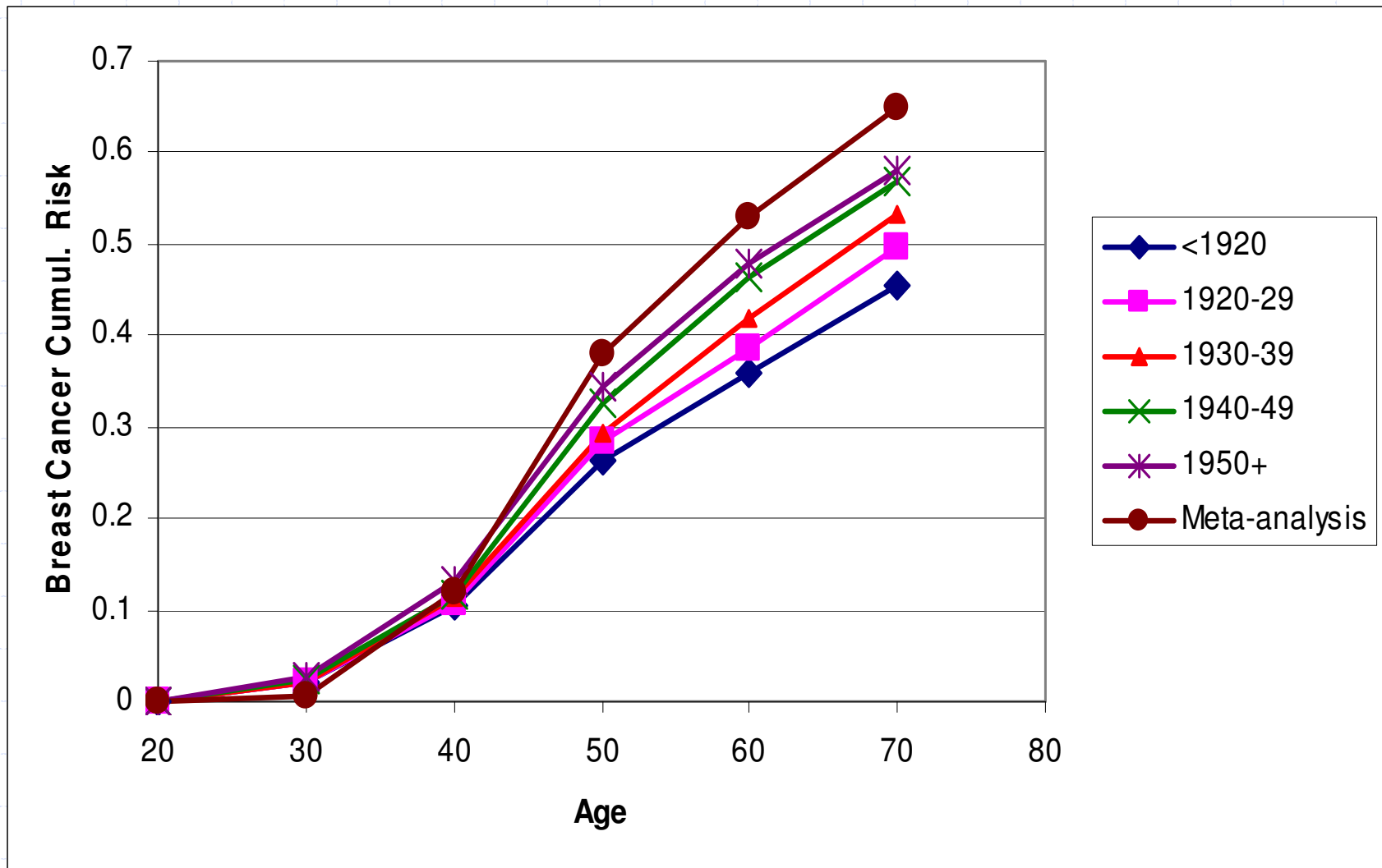


Model components - Results



Age	σ^2
20	3.6
30	3.2
40	2.3
50	1.9
60	1.3
70	0.7

BRCA1 “average” cumulative risk by birth cohort



Predicted Familial Relative Risks (affected mother)

Age	BOADICEA	Claus et al ¹	Observed ²
25	6.8	10.3	5.7
30	3.9	6.1	
35	3.4	5.6	
40	2.6	2.3	2.0
45	2.3	2.0	
50	1.9	1.5	1.6
55	1.7	1.4	
60	1.5	1.1	1.4
65	1.4	1.1	
70	1.3	1.0	

¹ Claus et al AJHG (1991)

² Collaborative group on hormonal factors in breast cancer. Lancet (2001)

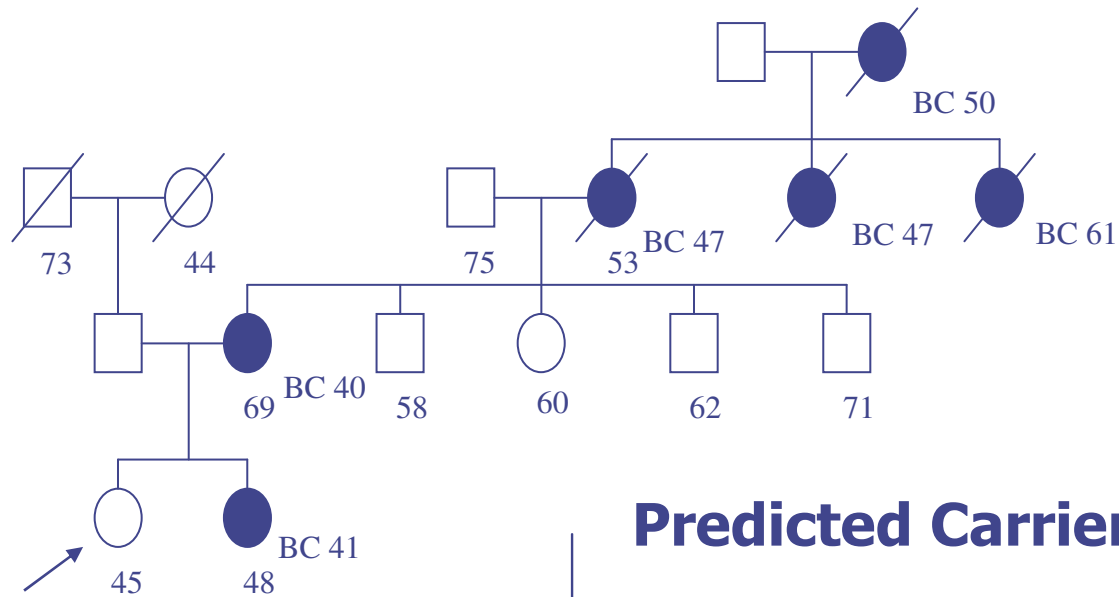
Predicted BRCA1/2 carrier frequency (%) among unselected breast cancer cases

Age dx	BRCA1	BRCA2
30	3.3 (5.5)*	2.8 (0.8)
40	2.2 (2.9)	2.0 (0.2)
50	0.7 (1.2)	1.6 (0.4)
60	0.5 (0.3)	1.2 (0.3)
70	0.4 (0.0)	1.0 (0.1)

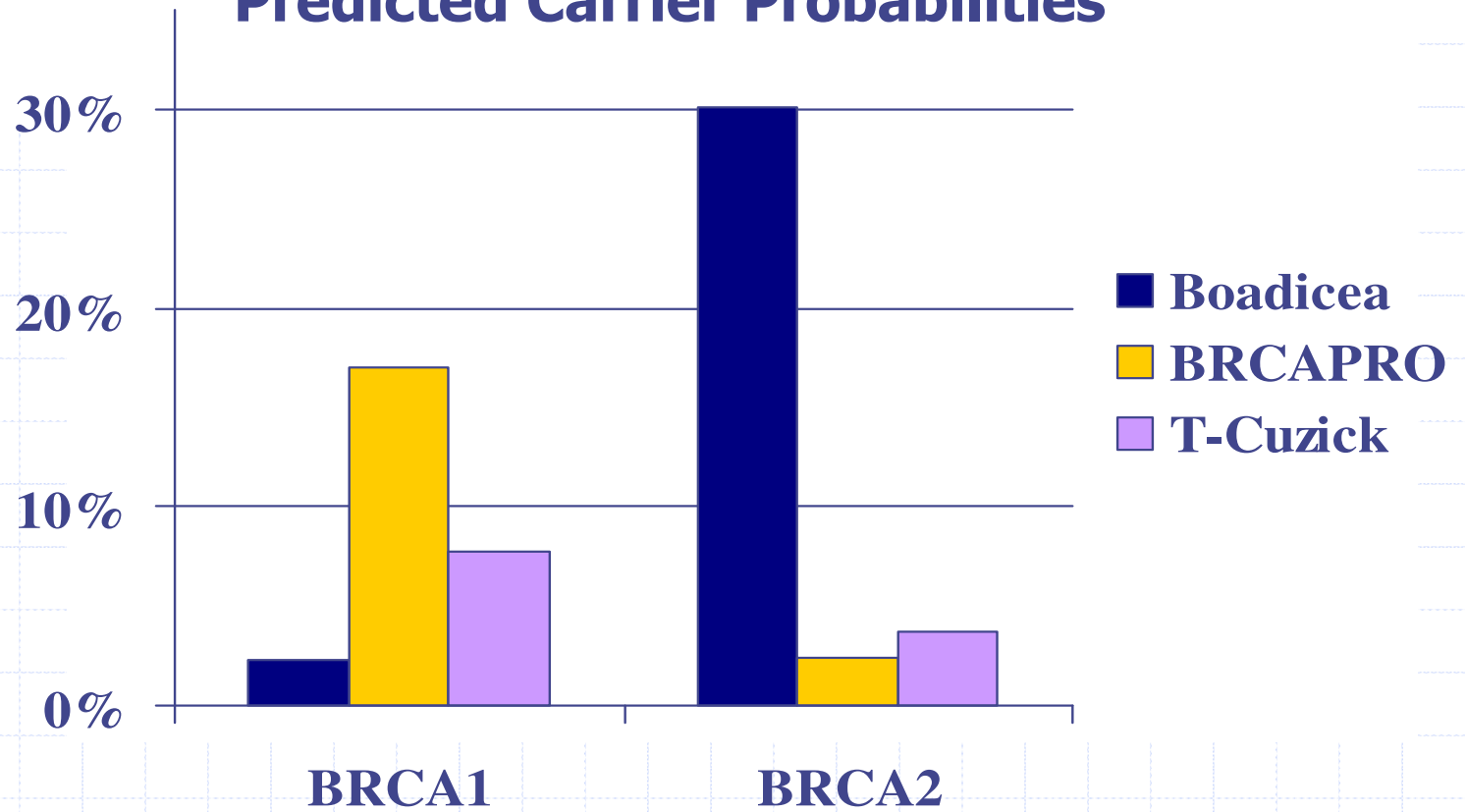
* Predictions by BRCAPRO (CancerGene v3.1)

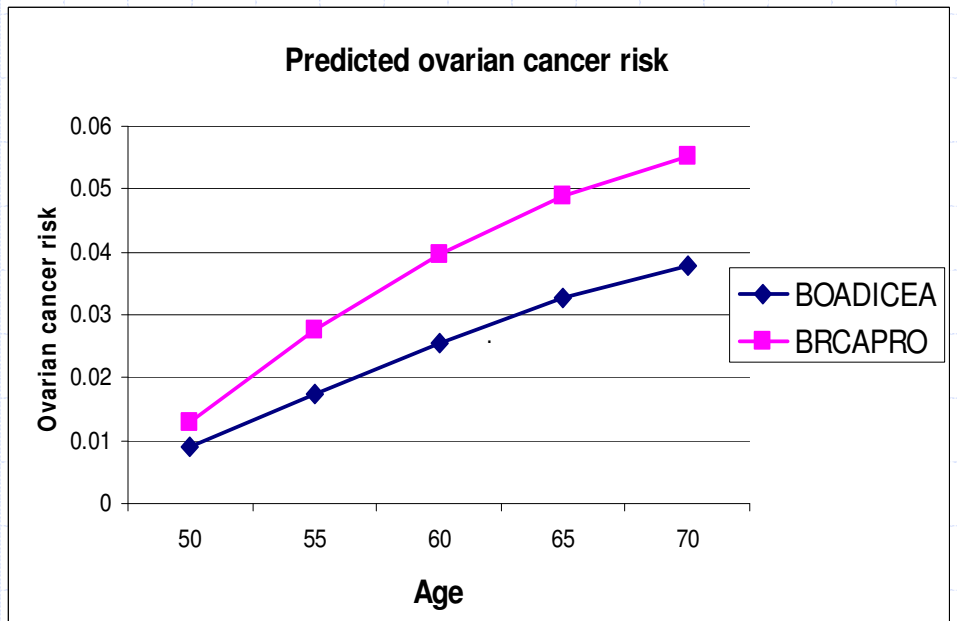
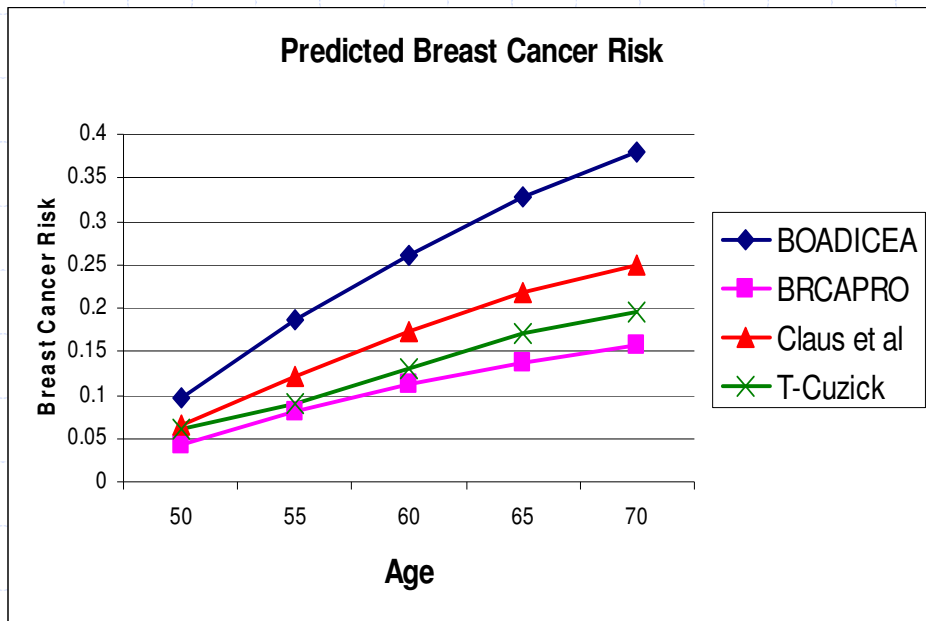
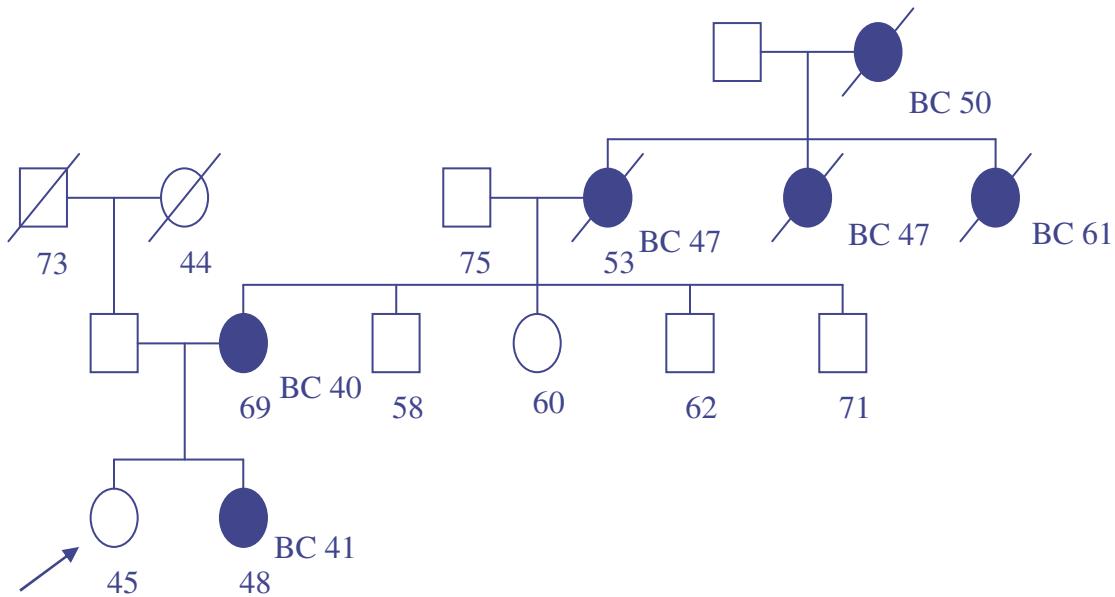
Predicted number of mutations

		BRCA1	BRCA2	Non-Carriers
B Families	Observed	21	18	117
	Expected	21.4	16.0	118.6
All	Observed	54	54	2248
	Expected	55.5	53.6	2246.9



Predicted Carrier Probabilities





Model Features

- Currently implemented in MENDEL [Lange et al, Gen Epid (1988)].
- Flexible platform for updating the model and incorporating other genetic and environmental effects.
- Aim: Use as the basis for developing a risk assessment package to be used in genetic clinics.

Current/Future Work and Extensions

- Ovarian Cancer modifying effect on BRCA1/2 risks
- Other BRCA1/2 associated cancers (eg prostate, pancreas)/contralateral breast cancer.
- Allowance for other genetic/non-genetic factors (eg CHEK2, parity etc).
- Allele frequencies for other populations.
- **Validation in external datasets.**

Discussion points

- Identify data resources for validation.
- Predictions by different models vary.
- Need to compare the predictions by various models in validation studies.

Acknowledgments

Doug Easton

Paul Pharoah
Bruce Ponder

Julian Peto (B'fams/UK case-control study)

Mike Stratton (B' fams)

Gareth Evans, Fiona Lalloo (Manchester study)

BRCA1/2 Meta-analysis group:

S. Narod, H. A. Risch, J. E. Eyfjord, J. L. Hopper, N. Loman, H. Olsson, O. Johannsson, Å. Borg, B. Pasini, P. Radice, S. Manoukian, D. M. Eccles, N. Tang, E. Olah, H. Anton-Culver, E. Warner, J. Lubinski, J. Gronwald, B. Gorski, H. Tulinius, S. Thorlacius, H. Eerola, H. Nevanlinna, K. Syrjäkoski, O.-P. Kallioniemi, D. Thompson

Cambridge University High Performance Computing Facility

Genetic Modification of BC Risk in BRCA1/2 carriers

