

---

# **WATERBORNE COMMERCE OF THE UNITED STATES**


---

Calendar Year 2002

---

Part 4—  
Waterways and Harbors  
Pacific Coast, Alaska and Hawaii

---



Department of the Army  
Corps of Engineers

Institute for Water Resources

IWR-WCUS-02-4



---

# **WATERBORNE COMMERCE OF THE UNITED STATES**

---

Calendar Year 2002

Part 4—  
Waterways and Harbors  
Pacific Coast, Alaska and Hawaii

---

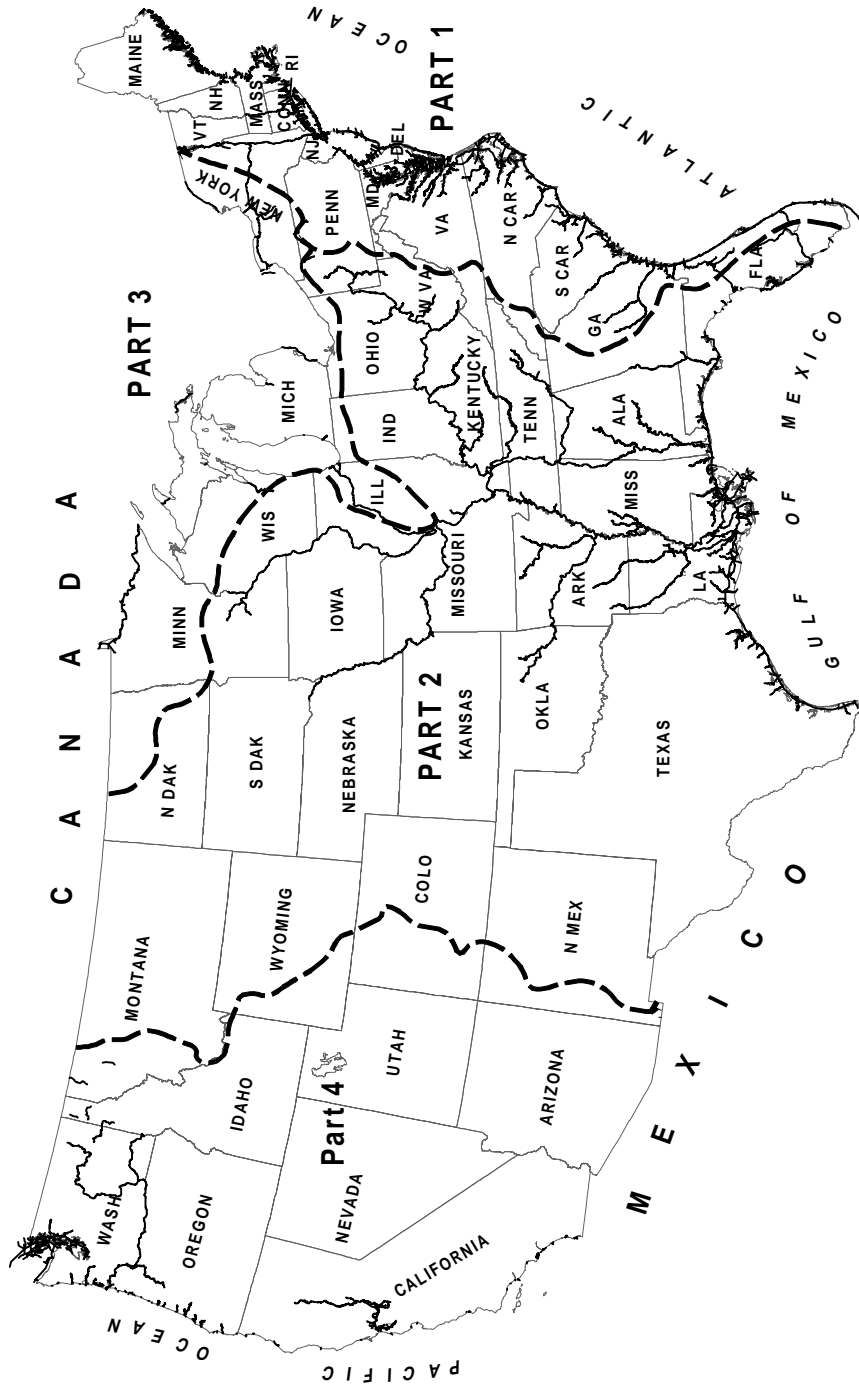


Compiled under the supervision of  
the Institute for Water Resources  
U.S. Army Corps of Engineers  
Alexandria, Virginia

For sale by:  
District Engineer, U.S. Army Engineer District, New Orleans,  
P.O. Box 60267, New Orleans, Louisiana 70160

Price \$9.00

Geographical Areas Covered by  
Waterborne Commerce Statistics Publications  
of the  
DEPARTMENT OF THE ARMY CORPS OF ENGINEERS  
(Heavy broken lines indicate the limits embraced by  
each part of the five part series)

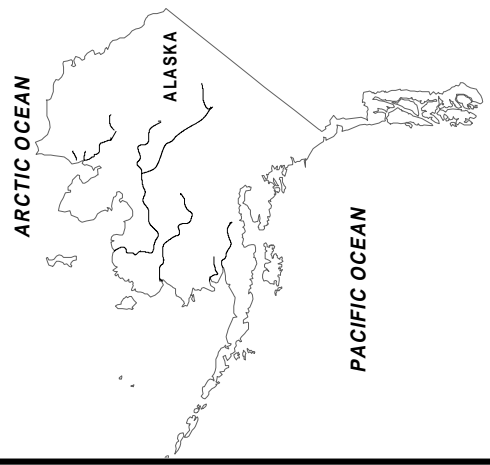


WATERBORNE COMMERCE OF THE UNITED STATES

- Part 1 - Atlantic Coast
- Part 2 - Gulf Coast, Mississippi River System and Antilles
- Part 3 - Great Lakes
- Part 4 - Pacific Coast, Alaska and Hawaii
- Part 5 - Waterborne Commerce of the United States  
(National Summary)



PART 4



PART 4



PART 5

# CONTENTS

|  | Page        |
|--|-------------|
| <b>Introduction.</b> . . . . .                 | <b>ii</b>   |
| <b>Terminology</b> . . . . .                   | <b>v</b>    |
| <b>Commodity Classification List</b> . . . . . | <b>viii</b> |
| <b>Freight Traffic</b>                         |             |
| Los Angeles, CA . . . . .                      | 3           |
| Sacramento, CA. . . . .                        | 13          |
| San Francisco, CA . . . . .                    | 20          |
| Honolulu, HI . . . . .                         | 41          |
| Walla Walla, WA . . . . .                      | 51          |
| Portland, OR. . . . .                          | 53          |
| Seattle, WA . . . . .                          | 85          |
| Alaska . . . . .                               | 103         |
| <b>Trips and Drafts</b>                        |             |
| Los Angeles, CA . . . . .                      | 135         |
| Sacramento, CA. . . . .                        | 139         |
| San Francisco, CA. . . . .                     | 142         |
| Honolulu, HI . . . . .                         | 150         |
| Walla Walla, WA . . . . .                      | 155         |
| Portland, OR. . . . .                          | 156         |
| Seattle, WA . . . . .                          | 169         |
| Alaska . . . . .                               | 177         |
| <b>Freight Traffic Index.</b> . . . . .        | <b>188</b>  |
| <b>Trips and Drafts Index</b> . . . . .        | <b>192</b>  |

# Introduction

## General

*Waterborne Commerce of the United States, WCUS, Part 4* is one of a series of publications which provides statistics on the foreign and domestic waterborne commerce moved on the United States waters. WCUS, Parts 1-4 present detailed data on the movements of vessels and commodities at the ports and harbors and on the waterways and canals of the United States, the Commonwealth of Puerto Rico, and the Virgin Islands.

**Data on foreign commerce are supplied to the Corps of Engineers by the U.S. Bureau of the Census, U.S. Customs, and purchased from the Journal of Commerce, Port Import Export Reporting Service.**

The publication numbers and the geographical areas covered in WCUS, Parts 1-5 are detailed below:

**WCUS, Part 1 Atlantic Coast**

**WCUS, Part 2 Gulf Coast, Mississippi River System and Antilles**

**WCUS, Part 3 Great Lakes**

**WCUS, Part 4 Pacific Coast, Alaska and Hawaii**

**WCUS, Part 5 National Summaries**

## Legal Authority

The legal authority for the collection, compilation and publication of waterborne commerce statistics by the Army Corps of Engineers is Section 11 of the Rivers and Harbors Appropriations Act of 1922 (42 Stat. 1043), as amended, and codified in 33 U.S.C. 555 and provides the following:

Owners, agents, masters, and clerks of vessels and other craft plying upon the navigable waters of the United States, and all individuals and corporations engaged in transporting their own goods upon the navigable waters of the United States, shall furnish such statements relative to vessels, passengers,

freight and tonnage as may be required by the Secretary of the Army: Provided. That this provision shall not apply to those rafting logs, except upon a direct request upon the owner to furnish specific information.

Every person or persons offending against the provisions of this section shall, for each and every offense, be liable to a fine of not more than \$5,000 or imprisonment not exceeding two months, to be enforced in any district court of the United States within whose territorial jurisdiction such offense may have been committed. In addition, the Secretary may assess a civil penalty of up to \$2,500 per violation against any person or entity, that fails to provide timely, accurate statements required to be submitted pursuant to this section by the Secretary.

The vessel and commodity movement information collected and compiled is designed to meet the data requirements of the Department of the Army in connection with the duties assigned by Congress. These data also provide valuable information for other governmental departments, commercial and shipping concerns and others interested in the U.S. transportation industry.

## Domestic Commerce

Contiguous and non-contiguous states and territories constitute the geographical space upon which domestic commerce may be transported. This includes Hawaii, Alaska, the 48 contiguous states, Puerto Rico and the Virgin Islands, Guam, American Samoa, Wake Island and the U.S. Trust Territories.

The waterborne traffic movements are reported to the Corps of Engineers by all vessel

operators of record on ENG Forms 3925 and 3925b (or equivalent) approved by the Office of Management and Budget under the Paperwork Reduction Act (44 U.S.C. 3510(a)). The reports are generally submitted on the basis of individual vessel movements completed. For movements with cargo, the point of loading and the point of unloading of each individual commodity must be delineated. Cargo moved for the military agencies in commercial vessels is reported as ordinary commercial cargo; military cargo movements in Department of Defense vessels are not collected.

In summarizing the domestic commerce certain movements are excluded: Cargo carried on general ferries; coal and petroleum products loaded from shore facilities directly into bunkers of vessels for fuel; and insignificant amounts of government materials (less than 100 tons) moved on government owned equipment in support of Corps projects.

### Foreign Commerce

Foreign commerce is waterborne import, export and in-transit traffic between the United States, Puerto Rico and the Virgin Islands and any foreign country. These statistics do not include traffic between any foreign country and the United States Territories and Possessions (American Samoa, Guam, North Mariana Islands and U.S. Outlying Islands).

Beginning with the calendar year 2000 publication, foreign waterborne import, export and in-transit cargo statistics are derived primarily from data purchased from the Port Import Export Reporting Service, a division of the Journal of Commerce and supplemented by data furnished to the Corps of Engineers by the U.S. Bureau of the Census and the U.S. Customs Service. Foreign cargo is matched to vessel moves to improve geographic specificity.

The Republic of Panama is considered a foreign country. However, individual vessel movements with origin and destination at United States ports traveling via the Panama Canal are considered domestic traffic. Alaskan crude oil (origin at Valdez, AK) shipped via the Panama pipeline (west to east) and destined for gulf and east coast ports is also considered domestic commerce.

Import and export shipments for use of the United States Armed Forces abroad are not

reported to the Waterborne Commerce Statistics Center (WCSC). Beginning with calendar year 1989 shipments under the military assistance program of the Department of Defense are included in the statistics under the appropriate commodity code. In prior years these cargoes were given as commodity code 9999.

### Commodity Descriptions

The first two digits of the WCSC publication codes correspond with the Lock Performance Monitoring System (LPMS) commodity codes. Both LPMS and WCSC codes were standardized to reflect the hierarchical structure of the Standard International Trade Classification (SITC) Revision 3 commodity codes. SITC, Rev. 3 commodity codes conform to the Harmonized Commodity Description and Coding System (HS). Using SITC, Rev. 3 allows direct comparisons with U.S. Imports, exports, and in-transits, as well as, with commodity movements of other countries.

### Tonnage

The tonnage figures provided throughout the **WCUS, Parts 1-5** represent short tons (2,000 pounds). Tonnage figures are rounded to the nearest 1,000 tons.

A zero represents less than 500 tons but more than zero. Dashes mean zero tons. Columns and rows may not add up exactly to totals and subtotals due to rounding.

Some freight tables have "Total" and "Grand Total". The "Total" means that in some cases it is the total for domestic or foreign and Canadian traffic. The "Grand Total" specifically represents the sum total of all the different traffics, including all domestic and foreign traffic. If a particular column or traffic type has only dashes and zeroes in the tonnage fields for that entire freight table then that column (traffic type) will not print.

### Ton-Miles

Domestic and foreign ton-miles are calculated by multiplying the tons of the commerce being moved by the number of miles actually moved on the waterway or channel as defined for each freight table. Ton-miles are rounded to the nearest 1,000 ton-miles. The ton-mile data appears in the publication by traffic

type at the end of a particular freight table for a given project. Since there are columns that will not print (see tonnage above) the ton-miles associated with these columns will likewise not be included in the total ton-miles for that particular freight table. They will be included in "Ton-miles All Traffic" at the end of the project.

### **Trips**

A trip is a vessel movement. For self-propelled vessels, a trip is logged between every point of departure and every point of arrival. For loaded barges, a trip is logged from the point of the loading of the barge to the point of unloading of the barge (i.e., excluding fleeting areas). For empty barges, trips are logged from point of unloading to the point of loading counting the fleeting areas in between (e.g. if an empty barge moved from Dock A to Dock B and the barge stopped at three fleeting areas in between, then four trips are logged.)

Some towboat trips and empty barge moves are estimated from a sample to expedite processing and reduce costs. The number of trips also includes vessels engaged in foreign trade. These moves are furnished by the U.S. Customs Service and processed by the U.S. Maritime Administration.

To more accurately reflect actual traffic patterns (e.g. inbound versus outbound trip counts), some adjustments are made to the trip counts in the trip and draft tables in this publication.

### **Special Interest**

Beginning in calendar year 2000, the tonnage of fish landings are no longer included in this publication.

Passenger totals are not included in this publication but are available on request. Passenger data not relevant to transportation such as excursions, sight-seeing, and floating casinos are no longer collected as of calendar year 2001.

Beginning in calendar year 2001, the movement of tugboats used to assist larger vessels within the districts of New England (Boston), New York, New Orleans, Galveston (Houston) are no longer collected.

Errata were issued for the calendar year 2000 **WCUS, Parts 1-5** publications to correct a conversion factor problem with inbound foreign crude petroleum. The corrected publications are available on our web site:

[www.iwr.usace.army.mil/ndc/wcsc/wcsc.htm](http://www.iwr.usace.army.mil/ndc/wcsc/wcsc.htm).



---

# Terminology

## Types of Traffic

### *Foreign*

**Inbound:** Includes waterborne imports and inbound in-transit merchandise.

#### **Imports**

**Overseas:** Inbound merchandise originating in foreign countries other than Canada and arriving by marine vessel for direct U.S. consumption and entries into custom bonded storage and manufacturing warehouses.

**Canadian:** Inbound merchandise originating in Canada and arriving by marine vessel for direct U.S. consumption and entries into custom bonded storage and manufacturing warehouses.

**Inbound In-transits:** Merchandise coming into the United States by marine vessel from a foreign country and shipped to a foreign country without having been entered as an import. In-transit merchandise is treated as inbound when unloaded from a marine vessel.

**Outbound:** Includes waterborne exports and outbound in-transit merchandise.

#### **Exports**

**Overseas:** Outbound domestic merchandise and re-export of foreign merchandise from a U.S. foreign trade zone shipped by marine vessel to foreign countries other than Canada.

**Canadian:** Outbound domestic merchandise and re-export of foreign merchandise from a U.S. foreign trade zone shipped by marine vessel to Canada.

**Outbound In-transits:** Merchandise coming into the United States from a foreign country and shipped by marine vessel to a foreign country without having been entered as an import. In-transit merchandise is treated as outbound when loaded onto a marine vessel.

### *Domestic*

**Coastwise:** Domestic traffic receiving a carriage over the ocean, or the Gulf of Mexico,(e.g. New Orleans to Baltimore, New York to Puerto Rico, San Francisco to Hawaii, Alaska to Hawaii). Traffic between Great Lakes ports and seacoast ports, when having a carriage over the ocean, is also termed **Coastwise**.

**Lakewise:** Waterborne traffic between the United States ports on the Great Lakes System. The Great Lakes System is treated as a separate waterway system rather than as a part of the inland waterway system. In comparing historical data for the Great Lakes System, one should note that prior to calendar year 1990, marine products, and sand and gravel being moved from the Great Lakes to Great Lake destinations were classified as local traffic. From 1990 on, these activities are classified as lakewise traffic.

**Internal:** Vessel movements (origin and destination) which take place solely on inland waterways. An inland waterway is one geographically located within the boundaries of the contiguous 48 states or within the boundaries of the State of Alaska.

The term "internal traffic" is also applied to these vessel movements: those which involve carriage on both inland waterways and the Great Lakes; those occurring between offshore areas and inland waterways (e.g., oil rig supplies and fish); and those taking place within Delaware Bay, Chesapeake Bay, Puget Sound, and San Francisco Bay, which are considered internal bodies of water rather than arms of the ocean.

**Intraport:** Movement of freight within the confines of a port whether the port has one or several arms or channels included in the port definition. This traffic type will not include car-ferries and general ferries moving within a port.

**Through:** Movements transiting a waterway, or stretch thereof, as defined in the project description of individual tables, and having origins and destinations outside of the defined area.

**Intra-waterway:** Shipments and receipts within the limits of a river, waterway or canal. This traffic will not include car-ferries and general ferries moving within a waterway or Corps project.

**Intra-territory:** Traffic between ports in Puerto Rico and the Virgin Islands, which are considered a single unit.

## Traffic Direction

### Waterways

**Upbound:** Traffic that moves in an upstream direction. For waterways without a characteristic monodirectional flow (e.g. the Gulf Intracoastal Waterway), "upbound" means in a northerly or easterly direction.

**Downbound:** Traffic that moves in a downstream direction. For waterways without a characteristic monodirectional flow, "downbound" means in a southerly or westerly direction.

**Inbound:** Traffic moving from one waterway into another where the destination is on the subject waterway.

**Outbound:** Traffic moving from one waterway into another where the origin is on the subject waterway.

### Ports

**Receipts:** Traffic moving from one location to another where the destination is within the limits of the subject port.

**Shipments:** Traffic moving from one location to another where the origin is within the limits of the subject port.

**Commodity Descriptions:** The first two digits of the Waterborne Commerce Statistics Center (WCSC) publication codes correspond with the Lock Performance Monitoring System (LPMS) commodity codes. Both LPMS and WCSC codes were standardized to reflect the hierarchical structure of the Standard International Trade Classification (SITC) Revision 3 commodity codes. SITC, Rev. 3 commodity codes conform to the Harmonized Commodity Description and Coding System (HS). Using SITC, Rev. 3 allows direct comparisons with U.S. imports and exports, as well as with commodity movements of other countries.

**Tons:** The tonnage figures provided throughout the *Waterborne Commerce of the United States*, **WCUS, Parts 1-5** represent short tons (2,000 pounds).

Where noted, tonnage figures are rounded to the nearest thousand tons. A zero represents less than 500 tons but more than zero. Dashes mean zero tons. Columns and rows may not add up exactly to totals and subtotals due to rounding.

**Ton-miles:** Water carriage ton-miles were first compiled and published in calendar year 1962. The distances used are statute miles. Domestic and foreign ton-miles are calculated by multiplying the tons of commerce being moved by the number of miles actually moved on the waterway or channel as defined for each freight table (e.g. 50 short tons moving 200 miles on a particular waterway would yield 10,000 ton-miles for that waterway). The ton-mile parameter measures the total activity on a waterway or channel. Ton-miles are not computed for ports.

For rivers, channels and inland waterways the distances were computed from waterway survey maps and records of the Corps of Engineers.

Ton-miles are rounded to the nearest thousand.

**Trip Ton-miles:** Trip ton-miles is a measure of a single waterway's contribution to the whole waterway system. Trip ton-miles are computed by identifying every commercial cargo-carrying vessel that has plied a particular inland waterway and summing the products of the tons times the total trip-miles for each vessel trip. "Trip-miles" is the total distance from origin (loading) to destination (unloading). For example, a barge carrying 1,200 tons of wheat might only travel 30 miles on the Illinois River but its total trip to New Orleans might be 1,000 miles. This trip would contribute 1,200,000 trip ton-miles to the Illinois River. Small rivers often contribute to the traffic on larger rivers. Published trip ton-miles do not include coastal and Great Lakes vessel movements.

**Trans-shipments:** Ports and offshore anchorages where cargo is moved from one vessel to another. These are: St. Lucia, Virgin Islands; Heald Bank off the Louisiana and Texas coasts; Chirqui Grande, Panama; Puerto Armuelles, Panama; and Hondo Platform-Pacific Ocean.

## Commodity Classification List

Major Grouping

Minor Grouping

Pub Group Pub Name

00 Units

0200 Vehicles  
0300 Passengers

10 Coal

1100 Coal  
1200 Coal Coke

20 Petroleum & Petroleum Products

21 Crude Petroleum

2100 Crude Petroleum

22-29 Petroleum Products

2211 Gasoline  
2221 Kerosene  
2330 Distillate Fuel Oil  
2340 Residual Fuel Oil  
2350 Lube Oil & Greases  
2410 Petro. Jelly & Waxes  
2429 Naphtha & Solvents  
2430 Asphalt, Tar & Pitch  
2540 Petroleum Coke  
2640 Liquid Natural Gas  
2990 Petro. Products NEC

30 Chemicals and Related Products

31 Fertilizers

3110 Nitrogenous Fert.  
3120 Phosphatic Fert.  
3130 Potassic Fert.  
3190 Fert. & Mixes NEC

32 Other Chemicals and Related Products

3211 Acyclic Hydrocarbons  
3212 Benzene & Toluene  
3219 Other Hydrocarbons  
3220 Alcohols  
3230 Carboxylic Acids  
3240 Nitrogen Func. Comp.  
3250 Organo-Inorganic Comp.  
3260 Organic Comp. NEC  
3271 Sulphur (Liquid)  
3272 Sulphuric Acid  
3273 Ammonia  
3274 Sodium Hydroxide  
3275 Inorg. Elem., Oxides, & Halogen Salts  
3276 Metallic Salts  
3279 Inorganic Chem. NEC  
3281 Radioactive Material  
3282 Pigments & Paints

Major Grouping

Minor Grouping

Pub Group Pub Name

3283 Coloring Mat. NEC  
3284 Medicines  
3285 Perfumes & Cleansers  
3286 Plastics  
3291 Pesticides  
3292 Starches, Gluten, Glue  
3293 Explosives  
3297 Chemical Additives  
3298 Wood & Resin Chem.  
3299 Chem. Products NEC

40 Crude Materials, Inedible Except Fuels

41 Forest Products, Wood and Chips

4110 Rubber & Gums  
4150 Fuel Wood  
4161 Wood Chips  
4170 Wood in the Rough  
4189 Lumber  
4190 Forest Products NEC

42 Pulp and Waste Paper

4225 Pulp & Waste Paper

43 Soil, Sand, Gravel, Rock and Stone

4310 Building Stone  
4322 Limestone  
4323 Gypsum  
4327 Phosphate Rock  
4331 Sand & Gravel  
4333 Dredged Material  
4335 Waterway Improv. Mat  
4338 Soil & Fill Dirt

44 Iron Ore and Scrap

4410 Iron Ore  
4420 Iron & Steel Scrap

45 Marine Shells

4515 Marine Shells

46 Non-Ferrous Ores and Scrap

4630 Copper Ore  
4650 Aluminum Ore  
4670 Manganese Ore  
4680 Non-Ferrous Scrap  
4690 Non-Ferrous Ores NEC

47 Sulphur, Clay and Salt

4741 Sulphur, (Dry)  
4782 Clay & Refrac. Mat.  
4783 Salt

48 Slag

4860 Slag

49 Other Non-Metal. Min.

4900 Non-Metal. Min. NEC

50 Primary Manufactured Goods

**Commodity Classification List (continued)**

| <u>Major Grouping</u> |                                    | <u>Major Grouping</u> |  |
|-----------------------|------------------------------------|-----------------------|--|
| <u>Minor Grouping</u> | <u>Pub Group Pub Name</u>          | <u>Minor Grouping</u> | <u>Pub Group Pub Name</u>                          |
| 51                    | Paper Products                     | 6822                  | Dairy Products                                     |
|                       | 5110 Newsprint                     | 6835                  | Fish, Prepared                                     |
|                       | 5120 Paper & Paperboard            | 6838                  | Tallow, Animal Oils                                |
|                       | 5190 Paper Products NEC            | 6839                  | Animals & Prod. NEC                                |
| 52                    | Lime, Cement and Glass             | 6856                  | Bananas & Plantains                                |
|                       | 5210 Lime                          | 6857                  | Fruit & Nuts NEC                                   |
|                       | 5220 Cement & Concrete             | 6858                  | Fruit Juices                                       |
|                       | 5240 Glass & Glass Prod.           | 6861                  | Sugar  |
|                       | 5290 Misc. Mineral Prod.           | 6865                  | Molasses   |
| 53                    | Primary Iron and Steel Products    | 6871                  | Coffee   |
|                       | 5312 Pig Iron                      | 6872                  | Cocoa Beans  |
|                       | 5315 Ferro Alloys                  | 6885                  | Alcoholic Beverages                                |
|                       | 5320 I&S Primary Forms             | 6887                  | Groceries  |
|                       | 5330 I&S Plates & Sheets           | 6888                  | Water & Ice  |
|                       | 5360 I&S Bars & Shapes             | 6889                  | Food Products NEC                                  |
|                       | 5370 I&S Pipe & Tube               | 6891                  | Tobacco & Products                                 |
|                       | 5390 Primary I&S NEC               | 6893                  | Cotton   |
| 54                    | Primary Non-Ferrous Metal Products | 6894                  | Natural Fibers NEC                                 |
|                       | 5421 Copper                        | 6899                  | Farm Products NEC                                  |
|                       | 5422 Aluminum                      |                       |  |
|                       | 5429 Smelted Prod. NEC             | 70                    | All Manufactured Equipment, Machinery and Products |
|                       | 5480 Fab. Metal Products           |                       |  |
| 55                    | Primary Wood Products; Veneer      | 7110                  | Machinery (Not Elec)                               |
|                       | 5540 Primary Wood Prod.            | 7120                  | Electrical Machinery                               |
|                       |                                    | 7210                  | Vehicles & Parts                                   |
| 60                    | Food and Farm Products             | 7220                  | Aircraft & Parts                                   |
| 61                    | Fish                               | 7230                  | Ships & Boats                                      |
|                       | 6134 Fish (Not Shellfish)          | 7300                  | Ordnance & Access.                                 |
|                       | 6136 Shellfish                     | 7400                  | Manufac. Wood Prod.                                |
| 62-64                 | Grain                              | 7500                  | Textile Products                                   |
|                       | 6241 Wheat                         | 7600                  | Rubber & Plastic Pr.                               |
|                       | 6344 Corn                          | 7800                  | Empty Containers                                   |
|                       | 6442 Rice                          | 7900                  | Manufac. Prod. NEC                                 |
|                       | 6443 Barley & Rye                  |                       |  |
|                       | 6445 Oats                          | 80                    | Waste and Scrap NEC                                |
|                       | 6447 Sorghum Grains                | 8900                  | Waste and Scrap NEC                                |
| 65                    | Oilseeds                           |                       |  |
|                       | 6521 Peanuts                       | 90                    | Unknown or Not Elsewhere Classified                |
|                       | 6522 Soybeans                      | 99                    | Unknown or Not Elsewhere Clsfd                     |
|                       | 6534 Flaxseed                      | 9900                  | Unknown or NEC                                     |
|                       | 6590 Oilseeds NEC                  |                       |  |
| 66                    | Vegetable Products                 |                       |  |
|                       | 6653 Vegetable Oils                |                       |  |
|                       | 6654 Vegetables & Prod.            |                       |  |
| 67                    | Processed Grain and Animal Feed    |                       |  |
|                       | 6746 Wheat Flour                   |                       |  |
|                       | 6747 Grain Mill Products           |                       |  |
|                       | 6781 Hay & Fodder                  |                       |  |
|                       | 6782 Animal Feed, Prep.            |                       |  |
| 68                    | Other Agricultural Products        |                       |  |
|                       | 6811 Meat, Fresh, Frozen           |                       |  |
|                       | 6817 Meat, Prepared                |                       |  |

# Section 1

## Freight Traffic



SAN DIEGO HARBOR, CA

Section Included: Entire harbor. Controlling and Project Depths: 42 feet in entrance channel; 30 to 42 feet in Bay Channel, and turning basin 26 to 35 feet in anchorage areas; 10 to 16 feet in other channels and areas.

Comparative Statement of Traffic (thousand short tons)

| Year | Total | Year | Total | Year | Total | Year        | Total        |
|------|-------|------|-------|------|-------|-------------|--------------|
| 1993 | 1,294 | 1996 | 1,842 | 1999 | 2,659 | <b>2002</b> | <b>2,480</b> |
| 1994 | 1,167 | 1997 | 1,724 | 2000 | 3,653 |             |              |
| 1995 | 1,351 | 1998 | 1,873 | 2001 | 3,121 |             |              |

Freight Traffic, 2002 (thousand short tons)

| Commodity  | Grand Total  | Foreign      |            | Canadian   | Domestic   |            |            |            |            |
|--|--------------|--------------|------------|------------|------------|------------|------------|------------|------------|
|  |              | Inbound      | Outbound   | Inbound    | Total      | Coastwise  |            | Internal   |            |
|  |              |              |            |            | Receipts   | Shipments  | Receipts   | Intraport  |            |
| <b>Total, all commodities</b>                        | <b>2,480</b> | <b>1,690</b> | <b>131</b> | <b>42</b>  | <b>616</b> | <b>515</b> | <b>18</b>  | <b>49</b>  | <b>36</b>  |
| <b>Total petroleum and petroleum products</b>        | <b>430</b>   | <b>---</b>   | <b>53</b>  | <b>---</b> | <b>377</b> | <b>324</b> | <b>18</b>  | <b>---</b> | <b>36</b>  |
| <b>Subtotal petroleum products</b>                   | <b>430</b>   | <b>---</b>   | <b>53</b>  | <b>---</b> | <b>377</b> | <b>324</b> | <b>18</b>  | <b>---</b> | <b>36</b>  |
| 2211 gasoline  | 27           | ---          | ---        | ---        | 27         | 23         | 4          | ---        | ---        |
| 2330 distillate fuel oil                             | 133          | ---          | ---        | ---        | 133        | 129        | 1          | ---        | 3          |
| 2340 residual fuel oil                               | 218          | ---          | 1          | ---        | 217        | 171        | 13         | ---        | 32         |
| 2429 naphtha & solvents                              | 52           | ---          | 52         | ---        | ---        | ---        | ---        | ---        | ---        |
| <b>Total chemicals and related products</b>          | <b>163</b>   | <b>91</b>    | <b>72</b>  | <b>---</b> | <b>---</b> | <b>---</b> | <b>---</b> | <b>---</b> | <b>---</b> |
| <b>Subtotal fertilizers</b>                          | <b>89</b>    | <b>89</b>    | <b>---</b> | <b>---</b> | <b>---</b> | <b>---</b> | <b>---</b> | <b>---</b> | <b>---</b> |
| 3110 nitrogenous fert.                               | 59           | 59           | ---        | ---        | ---        | ---        | ---        | ---        | ---        |
| 3190 fert. & mixes nec                               | 30           | 30           | ---        | ---        | ---        | ---        | ---        | ---        | ---        |
| <b>Subtotal other chemicals and related products</b> | <b>74</b>    | <b>2</b>     | <b>72</b>  | <b>---</b> | <b>---</b> | <b>---</b> | <b>---</b> | <b>---</b> | <b>---</b> |
| 3276 metallic salts                                  | 74           | 2            | 72         | ---        | ---        | ---        | ---        | ---        | ---        |
| 3282 pigments & paints                               | 0            | ---          | 0          | ---        | ---        | ---        | ---        | ---        | ---        |
| 3286 plastics  | 0            | 0            | 0          | ---        | ---        | ---        | ---        | ---        | ---        |
| <b>Total crude materials, inedible except fuels</b>  | <b>823</b>   | <b>582</b>   | <b>1</b>   | <b>---</b> | <b>240</b> | <b>191</b> | <b>---</b> | <b>49</b>  | <b>---</b> |
| <b>Subtotal forest products, wood and chips</b>      | <b>264</b>   | <b>24</b>    | <b>---</b> | <b>---</b> | <b>240</b> | <b>191</b> | <b>---</b> | <b>49</b>  | <b>---</b> |
| 4189 lumber  | 191          | 0            | ---        | ---        | 191        | 191        | ---        | ---        | ---        |
| 4190 forest products nec                             | 73           | 24           | ---        | ---        | 49         | ---        | ---        | 49         | ---        |
| <b>Subtotal pulp and waste paper</b>                 | <b>1</b>     | <b>---</b>   | <b>1</b>   | <b>---</b> | <b>---</b> | <b>---</b> | <b>---</b> | <b>---</b> | <b>---</b> |
| 4225 pulp & waste paper                              | 1            | ---          | 1          | ---        | ---        | ---        | ---        | ---        | ---        |
| <b>Subtotal soil, sand, gravel, rock and stone</b>   | <b>555</b>   | <b>555</b>   | <b>---</b> | <b>---</b> | <b>---</b> | <b>---</b> | <b>---</b> | <b>---</b> | <b>---</b> |
| 4310 building stone                                  | 0            | 0            | ---        | ---        | ---        | ---        | ---        | ---        | ---        |
| 4331 sand & gravel                                   | 555          | 555          | ---        | ---        | ---        | ---        | ---        | ---        | ---        |
| <b>Subtotal non-ferrous ores and scrap</b>           | <b>0</b>     | <b>0</b>     | <b>---</b> | <b>---</b> | <b>---</b> | <b>---</b> | <b>---</b> | <b>---</b> | <b>---</b> |
| 4680 non-ferrous scrap                               | 0            | 0            | ---        | ---        | ---        | ---        | ---        | ---        | ---        |
| <b>Subtotal other non-metal. min.</b>                | <b>3</b>     | <b>3</b>     | <b>---</b> | <b>---</b> | <b>---</b> | <b>---</b> | <b>---</b> | <b>---</b> | <b>---</b> |
| 4900 non-metal. min. nec                             | 3            | 3            | ---        | ---        | ---        | ---        | ---        | ---        | ---        |
| <b>Total primary manufactured goods</b>              | <b>606</b>   | <b>564</b>   | <b>0</b>   | <b>42</b>  | <b>---</b> | <b>---</b> | <b>---</b> | <b>---</b> | <b>---</b> |
| <b>Subtotal paper products</b>                       | <b>42</b>    | <b>---</b>   | <b>0</b>   | <b>42</b>  | <b>---</b> | <b>---</b> | <b>---</b> | <b>---</b> | <b>---</b> |
| 5110 newsprint                                       | 42           | ---          | ---        | 42         | ---        | ---        | ---        | ---        | ---        |
| 5190 paper products nec                              | 0            | ---          | 0          | ---        | ---        | ---        | ---        | ---        | ---        |
| <b>Subtotal lime, cement and glass</b>               | <b>562</b>   | <b>562</b>   | <b>---</b> | <b>---</b> | <b>---</b> | <b>---</b> | <b>---</b> | <b>---</b> | <b>---</b> |
| 5220 cement & concrete                               | 562          | 562          | ---        | ---        | ---        | ---        | ---        | ---        | ---        |
| <b>Subtotal primary non-ferrous metal products</b>   | <b>2</b>     | <b>2</b>     | <b>0</b>   | <b>---</b> | <b>---</b> | <b>---</b> | <b>---</b> | <b>---</b> | <b>---</b> |
| 5422 aluminum  | 0            | ---          | 0          | ---        | ---        | ---        | ---        | ---        | ---        |
| 5429 smelted prod. nec                               | 0            | 0            | ---        | ---        | ---        | ---        | ---        | ---        | ---        |
| 5480 fab. metal products                             | 2            | 2            | 0          | ---        | ---        | ---        | ---        | ---        | ---        |
| <b>Total food and farm products</b>                  | <b>67</b>    | <b>64</b>    | <b>3</b>   | <b>---</b> | <b>---</b> | <b>---</b> | <b>---</b> | <b>---</b> | <b>---</b> |
| <b>Subtotal fish</b>                                 | <b>2</b>     | <b>2</b>     | <b>---</b> | <b>---</b> | <b>---</b> | <b>---</b> | <b>---</b> | <b>---</b> | <b>---</b> |
| 6134 fish (not shellfish)                            | 2            | 2            | ---        | ---        | ---        | ---        | ---        | ---        | ---        |
| 6136 shellfish                                       | 0            | 0            | ---        | ---        | ---        | ---        | ---        | ---        | ---        |
| <b>Subtotal vegetable products</b>                   | <b>1</b>     | <b>1</b>     | <b>0</b>   | <b>---</b> | <b>---</b> | <b>---</b> | <b>---</b> | <b>---</b> | <b>---</b> |
| 6653 vegetable oils                                  | 0            | 0            | 0          | ---        | ---        | ---        | ---        | ---        | ---        |
| 6654 vegetables & prod.                              | 1            | 1            | 0          | ---        | ---        | ---        | ---        | ---        | ---        |
| <b>Subtotal other agricultural products</b>          | <b>63</b>    | <b>60</b>    | <b>3</b>   | <b>---</b> | <b>---</b> | <b>---</b> | <b>---</b> | <b>---</b> | <b>---</b> |
| 6835 fish, prepared                                  | 1            | 0            | 1          | ---        | ---        | ---        | ---        | ---        | ---        |
| 6856 bananas & plantains                             | 7            | 7            | ---        | ---        | ---        | ---        | ---        | ---        | ---        |
| 6857 fruit & nuts nec                                | 54           | 53           | 2          | ---        | ---        | ---        | ---        | ---        | ---        |
| 6858 fruit juices                                    | 0            | 0            | ---        | ---        | ---        | ---        | ---        | ---        | ---        |
| 6885 alcoholic beverages                             | 1            | 0            | 0          | ---        | ---        | ---        | ---        | ---        | ---        |
| 6889 food products nec                               | 0            | 0            | 0          | ---        | ---        | ---        | ---        | ---        | ---        |
| 6894 natural fibers nec                              | 0            | 0            | ---        | ---        | ---        | ---        | ---        | ---        | ---        |



SAN DIEGO HARBOR, CA  
Freight Traffic, 2002 - continued  
(thousand short tons)

| Commodity   | Grand Total | Foreign    |          | Canadian | Domestic   |            |            |             |            |
|---|-------------|------------|----------|----------|------------|------------|------------|-------------|------------|
|   |             | Inbound    | Outbound | Inbound  | Total      | Coastwise  |            | Internal    |            |
|   |             |            |          |          | Receipts   | Shipments  | Receipts   | Intransport |            |
| 6899 farm products nec  | 0           | 0          | 0        | ---      | ---        | ---        | ---        | ---         | ---        |
| <b>Total all manufactured equipment, machinery and products</b> | <b>370</b>  | <b>369</b> | <b>2</b> | <b>0</b> | <b>---</b> | <b>---</b> | <b>---</b> | <b>---</b>  | <b>---</b> |
| 7110 machinery (not elec)                                       | 8           | 8          | 0        | ---      | ---        | ---        | ---        | ---         | ---        |
| 7120 electrical machinery                                       | 2           | 2          | 0        | ---      | ---        | ---        | ---        | ---         | ---        |
| 7210 vehicles & parts   | 357         | 356        | 1        | ---      | ---        | ---        | ---        | ---         | ---        |
| 7230 ships & boats  | 0           | 0          | 0        | 0        | ---        | ---        | ---        | ---         | ---        |
| 7500 textile products   | 0           | 0          | ---      | ---      | ---        | ---        | ---        | ---         | ---        |
| 7600 rubber & plastic pr.                                       | 2           | 2          | 0        | ---      | ---        | ---        | ---        | ---         | ---        |
| 7900 manufac. prod. nec   | 0           | 0          | 0        | ---      | ---        | ---        | ---        | ---         | ---        |
| <b>Total unknown or not elsewhere classified</b>                | <b>21</b>   | <b>21</b>  | <b>0</b> | <b>0</b> | <b>---</b> | <b>---</b> | <b>---</b> | <b>---</b>  | <b>---</b> |
| 9900 unknown or nec   | 21          | 21         | 0        | 0        | ---        | ---        | ---        | ---         | ---        |

LONG BEACH HARBOR, CA

Section Included: Entire harbor within the city limits of Long Beach. Controlling Depth: 62 feet in Long Beach Entrance Channel; 50 feet to 55 feet in turning basins; 35 feet in Cerritos Channel. Project Depth: 35 feet in Long Beach channel and other channels and basins.

Comparative Statement of Traffic (thousand short tons)

| Year | Total  | Year | Total  | Year | Total  | Year        | Total         |
|------|--------|------|--------|------|--------|-------------|---------------|
| 1993 | 54,321 | 1996 | 58,395 | 1999 | 60,883 | <b>2002</b> | <b>67,872</b> |
| 1994 | 56,522 | 1997 | 57,255 | 2000 | 69,850 |             |               |
| 1995 | 53,227 | 1998 | 57,745 | 2001 | 67,644 |             |               |

Freight Traffic, 2002 (thousand short tons)

| Commodity  | Total         | Foreign       |               | Canadian     |            |
|--|---------------|---------------|---------------|--------------|------------|
|  |               | Inbound*      | Outbound*     | Inbound*     | Outbound*  |
| <b>Total, all commodities</b>                        | <b>52,292</b> | <b>36,410</b> | <b>14,382</b> | <b>1,497</b> | <b>3</b>   |
| <b>Total coal</b>                                    | <b>1</b>      | <b>1</b>      | <b>0</b>      | <b>---</b>   | <b>---</b> |
| 1100 coal lignite                                    | 1             | 1             | 0             | ---          | ---        |
| 1200 coal coke                                       | 0             | 0             | 0             | ---          | ---        |
| <b>Total petroleum and petroleum products</b>        | <b>19,269</b> | <b>13,803</b> | <b>4,977</b>  | <b>488</b>   | <b>---</b> |
| <b>Subtotal crude petroleum</b>                      | <b>11,809</b> | <b>11,376</b> | <b>64</b>     | <b>369</b>   | <b>---</b> |
| 2100 crude petroleum                                 | 11,809        | 11,376        | 64            | 369          | ---        |
| <b>Subtotal petroleum products</b>                   | <b>7,460</b>  | <b>2,428</b>  | <b>4,913</b>  | <b>119</b>   | <b>---</b> |
| 2211 gasoline  | 337           | 251           | 45            | 41           | ---        |
| 2221 kerosene  | 267           | 253           | 0             | 14           | ---        |
| 2330 distillate fuel oil                             | 305           | 92            | 149           | 64           | ---        |
| 2340 residual fuel oil                               | 2,193         | 1,785         | 408           | ---          | ---        |
| 2350 lube oil & greases                              | 117           | 6             | 112           | ---          | ---        |
| 2410 petro. jelly & waxes                            | 12            | 9             | 3             | ---          | ---        |
| 2429 naphtha & solvents                              | 247           | 30            | 217           | ---          | ---        |
| 2430 asphalt, tar & pitch                            | 1             | 0             | 1             | ---          | ---        |
| 2540 petroleum coke                                  | 3,979         | 1             | 3,978         | 0            | ---        |
| 2640 liquid natural gas                              | 2             | 1             | 0             | ---          | ---        |
| <b>Total chemicals and related products</b>          | <b>4,827</b>  | <b>2,085</b>  | <b>2,467</b>  | <b>276</b>   | <b>0</b>   |
| <b>Subtotal fertilizers</b>                          | <b>31</b>     | <b>8</b>      | <b>23</b>     | <b>0</b>     | <b>---</b> |
| 3110 nitrogenous fert.                               | 1             | 1             | 0             | 0            | ---        |
| 3120 phosphatic fert.                                | 2             | 0             | 2             | ---          | ---        |
| 3130 potassic fert.                                  | 13            | 1             | 12            | ---          | ---        |
| 3190 fert. & mixes nec                               | 15            | 6             | 9             | 0            | ---        |
| <b>Subtotal other chemicals and related products</b> | <b>4,796</b>  | <b>2,077</b>  | <b>2,444</b>  | <b>276</b>   | <b>0</b>   |
| 3211 acyclic hydrocarbons                            | 29            | 0             | 4             | 24           | ---        |
| 3212 benzene & toluene                               | 1             | 0             | 1             | ---          | ---        |
| 3219 other hydrocarbons                              | 129           | 8             | 16            | 106          | ---        |
| 3220 alcohols  | 197           | 60            | 57            | 80           | ---        |
| 3230 carboxylic acids                                | 90            | 46            | 45            | 0            | ---        |
| 3240 nitrogen func. comp.                            | 139           | 21            | 118           | ---          | ---        |
| 3250 organo - inorg. comp.                           | 33            | 7             | 26            | ---          | ---        |
| 3260 organic comp. nec                               | 1,294         | 1,176         | 64            | 53           | ---        |
| 3272 sulphuric acid                                  | 6             | 6             | 1             | ---          | ---        |
| 3273 ammonia   | 1             | 0             | 1             | ---          | ---        |
| 3274 sodium hydroxide                                | 42            | 30            | 1             | 11           | ---        |
| 3275 inorg. elem., oxides, & halogen salts           | 258           | 54            | 204           | 0            | ---        |
| 3276 metallic salts                                  | 709           | 42            | 668           | ---          | ---        |
| 3279 inorganic chem. nec                             | 15            | 9             | 5             | ---          | ---        |
| 3281 radioactive material                            | 3             | 2             | 0             | ---          | ---        |
| 3282 pigments & paints                               | 49            | 31            | 17            | 0            | ---        |
| 3283 coloring mat. nec                               | 12            | 7             | 6             | ---          | ---        |
| 3284 medicines                                       | 38            | 19            | 19            | 0            | ---        |
| 3285 perfumes & cleansers                            | 103           | 45            | 58            | 0            | ---        |
| 3286 plastics  | 1,230         | 368           | 862           | 0            | 0          |
| 3291 pesticides                                      | 24            | 14            | 10            | 0            | ---        |
| 3292 starches, gluten, glue                          | 30            | 13            | 17            | 0            | ---        |
| 3293 explosives                                      | 46            | 46            | 0             | ---          | ---        |
| 3297 chemical additives                              | 63            | 2             | 61            | ---          | ---        |
| 3298 wood & resin chem.                              | 4             | 4             | 0             | ---          | ---        |
| 3299 chem. products nec                              | 253           | 69            | 184           | 0            | ---        |

LONG BEACH HARBOR, CA  
Freight Traffic, 2002 - continued  
(thousand short tons)

| Commodity   | Total        | Foreign      |              | Canadian   |           |
|---|--------------|--------------|--------------|------------|-----------|
|   |              | Inbound*     | Outbound*    | Inbound*   | Outbound* |
| <b>Total crude materials, inedible except fuels</b> | <b>3,655</b> | <b>1,052</b> | <b>2,415</b> | <b>188</b> | <b>0</b>  |
| <b>Subtotal forest products, wood and chips</b>     | <b>191</b>   | <b>104</b>   | <b>68</b>    | <b>20</b>  | <b>—</b>  |
| 4110 rubber & gums                                  | 10           | 9            | 1            | —          | —         |
| 4150 fuel wood                                      | 2            | 2            | 0            | —          | —         |
| 4161 wood chips                                     | 0            | 0            | 0            | —          | —         |
| 4170 wood in the rough                              | 40           | 8            | 33           | —          | —         |
| 4189 lumber   | 121          | 74           | 28           | 20         | —         |
| 4190 forest products nec                            | 18           | 12           | 6            | 0          | —         |
| <b>Subtotal pulp and waste paper</b>                | <b>1,079</b> | <b>3</b>     | <b>1,075</b> | <b>—</b>   | <b>—</b>  |
| 4225 pulp & waste paper                             | 1,079        | 3            | 1,075        | —          | —         |
| <b>Subtotal soil, sand, gravel, rock and stone</b>  | <b>965</b>   | <b>788</b>   | <b>9</b>     | <b>168</b> | <b>0</b>  |
| 4310 building stone                                 | 84           | 83           | 1            | 1          | —         |
| 4322 limestone                                      | 5            | 4            | 1            | —          | 0         |
| 4323 gypsum   | 334          | 331          | 3            | —          | —         |
| 4331 sand & gravel                                  | 543          | 370          | 5            | 167        | —         |
| <b>Subtotal iron ore and scrap</b>                  | <b>598</b>   | <b>0</b>     | <b>598</b>   | <b>0</b>   | <b>—</b>  |
| 4410 iron ore                                       | 0            | 0            | 0            | —          | —         |
| 4420 iron & steel scrap                             | 598          | 0            | 598          | 0          | —         |
| <b>Subtotal marine shells</b>                       | <b>1</b>     | <b>0</b>     | <b>0</b>     | <b>—</b>   | <b>—</b>  |
| 4515 marine shells                                  | 1            | 0            | 0            | —          | —         |
| <b>Subtotal non-ferrous ores and scrap</b>          | <b>115</b>   | <b>9</b>     | <b>105</b>   | <b>—</b>   | <b>—</b>  |
| 4630 copper ore                                     | 0            | —            | 0            | —          | —         |
| 4650 aluminum ore                                   | 10           | 5            | 6            | —          | —         |
| 4680 non-ferrous scrap                              | 100          | 4            | 96           | —          | —         |
| 4690 non-ferrous ores nec                           | 4            | 1            | 3            | —          | —         |
| <b>Subtotal sulphur, clay and salt</b>              | <b>549</b>   | <b>22</b>    | <b>527</b>   | <b>—</b>   | <b>—</b>  |
| 4741 sulphur, (dry)                                 | 507          | 2            | 505          | —          | —         |
| 4782 clay & refrac. mat.                            | 42           | 20           | 22           | —          | —         |
| <b>Subtotal other non-metal. min.</b>               | <b>157</b>   | <b>125</b>   | <b>32</b>    | <b>—</b>   | <b>0</b>  |
| 4900 non-metal. min. nec                            | 157          | 125          | 32           | —          | 0         |
| <b>Total primary manufactured goods</b>             | <b>6,815</b> | <b>5,688</b> | <b>607</b>   | <b>520</b> | <b>0</b>  |
| <b>Subtotal paper products</b>                      | <b>749</b>   | <b>405</b>   | <b>144</b>   | <b>201</b> | <b>0</b>  |
| 5110 newsprint                                      | 177          | 17           | 3            | 157        | —         |
| 5120 paper & paperboard                             | 401          | 239          | 119          | 44         | 0         |
| 5190 paper products nec                             | 171          | 149          | 22           | 0          | 0         |
| <b>Subtotal lime, cement and glass</b>              | <b>2,890</b> | <b>2,529</b> | <b>44</b>    | <b>317</b> | <b>0</b>  |
| 5210 lime   | 0            | —            | 0            | —          | —         |
| 5220 cement & concrete                              | 1,466        | 1,465        | 0            | —          | —         |
| 5240 glass & glass prod.                            | 198          | 183          | 14           | 1          | —         |
| 5290 misc. mineral prod.                            | 1,226        | 881          | 29           | 317        | 0         |
| <b>Subtotal primary iron and steel products</b>     | <b>1,032</b> | <b>991</b>   | <b>40</b>    | <b>1</b>   | <b>0</b>  |
| 5312 pig iron                                       | 17           | 16           | 1            | —          | —         |
| 5315 ferro alloys                                   | 8            | 7            | 1            | —          | —         |
| 5320 i&s primary forms                              | 148          | 143          | 5            | 1          | —         |
| 5330 i&s plates & sheets                            | 414          | 395          | 18           | 0          | 0         |
| 5360 i&s bars & shapes                              | 175          | 173          | 2            | 0          | —         |
| 5370 i&s pipe & tube                                | 188          | 177          | 10           | 0          | —         |
| 5390 primary i&s nec                                | 82           | 80           | 2            | 0          | —         |
| <b>Subtotal primary non-ferrous metal products</b>  | <b>2,018</b> | <b>1,647</b> | <b>370</b>   | <b>1</b>   | <b>0</b>  |
| 5421 copper   | 32           | 21           | 11           | 0          | —         |
| 5422 aluminum                                       | 107          | 96           | 11           | 0          | 0         |
| 5429 smelted prod. nec                              | 293          | 18           | 274          | 0          | —         |
| 5480 fab. metal products                            | 1,586        | 1,512        | 73           | 1          | 0         |
| <b>Subtotal primary wood products</b>               | <b>125</b>   | <b>115</b>   | <b>9</b>     | <b>0</b>   | <b>—</b>  |
| 5540 primary wood prod.                             | 125          | 115          | 9            | 0          | —         |
| <b>Total food and farm products</b>                 | <b>4,488</b> | <b>1,716</b> | <b>2,755</b> | <b>15</b>  | <b>2</b>  |
| <b>Subtotal fish</b>                                | <b>355</b>   | <b>291</b>   | <b>63</b>    | <b>1</b>   | <b>0</b>  |
| 6134 fish (not shellfish)                           | 128          | 100          | 28           | 1          | 0         |
| 6136 shellfish                                      | 226          | 191          | 35           | 0          | 0         |
| <b>Subtotal grain</b>                               | <b>56</b>    | <b>44</b>    | <b>12</b>    | <b>0</b>   | <b>—</b>  |
| 6241 wheat  | 0            | 0            | 0            | 0          | —         |
| 6344 corn   | 19           | 10           | 9            | —          | —         |
| 6442 rice   | 35           | 34           | 1            | —          | —         |
| 6443 barley & rye                                   | 1            | 0            | 0            | —          | —         |
| 6445 oats   | 0            | 0            | 0            | —          | —         |
| 6447 sorghum grains                                 | 1            | 0            | 1            | —          | —         |
| <b>Subtotal oilseeds</b>                            | <b>95</b>    | <b>12</b>    | <b>83</b>    | <b>0</b>   | <b>—</b>  |
| 6521 peanuts  | 2            | 0            | 2            | —          | —         |
| 6522 soybeans                                       | 58           | 3            | 55           | —          | —         |
| 6534 flaxseed                                       | 0            | 0            | —            | —          | —         |
| 6590 oilseeds nec                                   | 34           | 8            | 26           | 0          | —         |
| <b>Subtotal vegetable products</b>                  | <b>323</b>   | <b>176</b>   | <b>144</b>   | <b>2</b>   | <b>1</b>  |
| 6653 vegetable oils                                 | 42           | 29           | 11           | 1          | 0         |
| 6654 vegetables & prod.                             | 281          | 147          | 132          | 1          | 1         |
| <b>Subtotal processed grain and animal feed</b>     | <b>671</b>   | <b>31</b>    | <b>639</b>   | <b>0</b>   | <b>0</b>  |
| 6746 wheat flour                                    | 5            | 2            | 3            | —          | —         |
| 6747 grain mill products                            | 39           | 21           | 17           | 0          | 0         |
| 6781 hay & fodder                                   | 408          | 2            | 406          | —          | —         |
| 6782 animal feed, prep.                             | 219          | 6            | 213          | 0          | 0         |
| <b>Subtotal other agricultural products</b>         | <b>2,988</b> | <b>1,161</b> | <b>1,814</b> | <b>11</b>  | <b>1</b>  |
| 6811 meat, fresh, frozen                            | 332          | 26           | 306          | 0          | —         |
| 6817 meat, prepared                                 | 31           | 18           | 13           | 0          | 0         |
| 6822 dairy products                                 | 25           | 5            | 19           | 1          | —         |
| 6835 fish, prepared                                 | 42           | 41           | 2            | 0          | —         |

LONG BEACH HARBOR, CA  
Freight Traffic, 2002 - continued  
(thousand short tons)

| Commodity   | Total         | Foreign       |            | Canadian |           |
|---|---------------|---------------|------------|----------|-----------|
|   |               | Inbound*      | Outbound*  | Inbound* | Outbound* |
| 6838 tallow, animal oils  | 65            | 1             | 64         | 0        | —         |
| 6839 animals & prod. nec  | 298           | 14            | 284        | 0        | —         |
| 6856 bananas & plantains  | 201           | 200           | 0          | 0        | —         |
| 6857 fruit & nuts nec   | 516           | 134           | 381        | 0        | 0         |
| 6858 fruit juices   | 176           | 149           | 26         | 1        | 0         |
| 6861 sugar  | 1             | 0             | 0          | —        | —         |
| 6865 molasses   | 7             | 7             | 0          | —        | —         |
| 6871 coffee   | 58            | 49            | 9          | 0        | 0         |
| 6872 cocoa beans  | 5             | 5             | 0          | —        | —         |
| 6885 alcoholic beverages  | 225           | 180           | 39         | 6        | 1         |
| 6888 water & ice  | 65            | 64            | 1          | 0        | —         |
| 6889 food products nec  | 439           | 237           | 201        | 2        | 0         |
| 6891 tobacco & products   | 18            | 7             | 11         | —        | —         |
| 6893 cotton   | 447           | 3             | 444        | —        | —         |
| 6894 natural fibers nec   | 8             | 7             | 1          | —        | —         |
| 6899 farm products nec  | 27            | 14            | 13         | 0        | —         |
| <b>Total all manufactured equipment, machinery and products</b> | <b>11,927</b> | <b>11,078</b> | <b>841</b> | <b>7</b> | <b>0</b>  |
| 7110 machinery (not elec)                                       | 865           | 705           | 159        | 0        | 0         |
| 7120 electrical machinery                                       | 2,654         | 2,482         | 171        | 0        | 0         |
| 7210 vehicles & parts   | 1,178         | 1,099         | 78         | 0        | 0         |
| 7220 aircraft & parts   | 4             | 2             | 3          | —        | —         |
| 7230 ships & boats  | 5             | 4             | 1          | —        | —         |
| 7300 ordnance & access.   | 4             | 4             | 0          | 0        | —         |
| 7400 manufac. wood prod.  | 148           | 141           | 7          | 0        | —         |
| 7500 textile products   | 1,647         | 1,532         | 113        | 1        | 0         |
| 7600 rubber & plastic pr.                                       | 1,037         | 906           | 130        | 1        | 0         |
| 7900 manufac. prod. nec   | 4,385         | 4,203         | 179        | 4        | 0         |
| <b>Total unknown or not elsewhere classified</b>                | <b>1,311</b>  | <b>988</b>    | <b>319</b> | <b>3</b> | <b>1</b>  |
| 9900 unknown or nec   | 1,311         | 988           | 319        | 3        | 1         |

| Commodity  | Total         | Domestic      |              |            |           |           |
|--|---------------|---------------|--------------|------------|-----------|-----------|
|  |               | Coastwise     |              | Internal   |           |           |
|  |               | Receipts      | Shipments    | Receipts   | Shipments | Intraport |
| <b>Total, all commodities</b>                        | <b>15,580</b> | <b>13,148</b> | <b>1,639</b> | <b>674</b> | <b>98</b> | <b>21</b> |
| <b>Total petroleum and petroleum products</b>        | <b>14,262</b> | <b>12,237</b> | <b>1,237</b> | <b>674</b> | <b>97</b> | <b>18</b> |
| <b>Subtotal crude petroleum</b>                      | <b>10,866</b> | <b>10,631</b> | <b>235</b>   | —          | —         | —         |
| 2100 crude petroleum                                 | 10,866        | 10,631        | 235          | —          | —         | —         |
| <b>Subtotal petroleum products</b>                   | <b>3,396</b>  | <b>1,606</b>  | <b>1,001</b> | <b>674</b> | <b>97</b> | <b>18</b> |
| 2211 gasoline  | 1,301         | 1,011         | 253          | 6          | 31        | —         |
| 2330 distillate fuel oil                             | 1,041         | 339           | 684          | 12         | 7         | —         |
| 2340 residual fuel oil                               | 922           | 161           | 36           | 652        | 54        | 18        |
| 2350 lube oil & greases                              | 58            | 49            | —            | 4          | 5         | —         |
| 2429 naphtha & solvents                              | 73            | 46            | 27           | —          | —         | —         |
| <b>Total chemicals and related products</b>          | <b>414</b>    | <b>405</b>    | <b>7</b>     | —          | —         | <b>2</b>  |
| <b>Subtotal fertilizers</b>                          | <b>0</b>      | —             | <b>0</b>     | —          | —         | —         |
| 3190 fert. & mixes nec                               | 0             | —             | 0            | —          | —         | —         |
| <b>Subtotal other chemicals and related products</b> | <b>414</b>    | <b>405</b>    | <b>7</b>     | —          | —         | <b>2</b>  |
| 3212 benzene & toluene                               | 4             | 4             | —            | —          | —         | —         |
| 3219 other hydrocarbons                              | 1             | 1             | 0            | —          | —         | —         |
| 3220 alcohols  | 0             | —             | 0            | —          | —         | —         |
| 3260 organic comp. nec                               | 0             | —             | 0            | —          | —         | —         |
| 3274 sodium hydroxide                                | 85            | 85            | —            | —          | —         | —         |
| 3275 inorg. elem., oxides, & halogen salts           | 25            | 25            | 0            | —          | —         | —         |
| 3276 metallic salts                                  | 0             | —             | 0            | —          | —         | —         |
| 3282 pigments & paints                               | 0             | —             | 0            | —          | —         | —         |
| 3284 medicines                                       | 0             | —             | 0            | —          | —         | —         |
| 3291 pesticides                                      | 0             | —             | 0            | —          | —         | —         |
| 3297 chemical additives                              | 298           | 290           | 6            | —          | —         | 2         |
| 3299 chem. products nec                              | 1             | 0             | 1            | —          | —         | —         |
| <b>Total crude materials, inedible except fuels</b>  | <b>346</b>    | <b>344</b>    | <b>2</b>     | —          | —         | <b>0</b>  |
| <b>Subtotal forest products, wood and chips</b>      | <b>324</b>    | <b>324</b>    | <b>0</b>     | —          | —         | —         |
| 4189 lumber  | 324           | 324           | 0            | —          | —         | —         |
| <b>Subtotal soil, sand, gravel, rock and stone</b>   | <b>21</b>     | <b>19</b>     | <b>2</b>     | —          | —         | <b>0</b>  |
| 4331 sand & gravel                                   | 21            | 19            | 2            | —          | —         | 0         |
| 4338 soil & fill dirt                                | 0             | —             | —            | —          | —         | 0         |
| <b>Subtotal non-ferrous ores and scrap</b>           | <b>0</b>      | <b>0</b>      | —            | —          | —         | —         |
| 4680 non-ferrous scrap                               | 0             | 0             | —            | —          | —         | —         |
| <b>Total food and farm products</b>                  | <b>158</b>    | <b>158</b>    | <b>0</b>     | —          | <b>0</b>  | <b>0</b>  |
| <b>Subtotal fish</b>                                 | <b>0</b>      | <b>0</b>      | —            | —          | —         | —         |
| 6134 fish (not shellfish)                            | 0             | 0             | —            | —          | —         | —         |
| <b>Subtotal grain</b>                                | <b>0</b>      | —             | <b>0</b>     | —          | —         | —         |
| 6344 corn  | 0             | —             | 0            | —          | —         | —         |
| <b>Subtotal vegetable products</b>                   | <b>0</b>      | <b>0</b>      | <b>0</b>     | —          | —         | —         |
| 6654 vegetables & prod.                              | 0             | 0             | 0            | —          | —         | —         |
| <b>Subtotal processed grain and animal feed</b>      | <b>16</b>     | <b>16</b>     | —            | —          | —         | —         |
| 6782 animal feed, prep.                              | 16            | 16            | —            | —          | —         | —         |
| <b>Subtotal other agricultural products</b>          | <b>142</b>    | <b>141</b>    | <b>0</b>     | —          | <b>0</b>  | <b>0</b>  |
| 6835 fish, prepared                                  | 138           | 138           | —            | —          | —         | —         |
| 6838 tallow, animal oils                             | 3             | 3             | —            | —          | —         | —         |
| 6885 alcoholic beverages                             | —             | —             | 0            | —          | —         | —         |
| 6887 groceries                                       | 0             | —             | 0            | —          | —         | —         |
| 6888 water & ice                                     | 0             | —             | —            | —          | 0         | 0         |
| 6889 food products nec                               | 0             | —             | 0            | —          | —         | —         |

LONG BEACH HARBOR, CA  
Freight Traffic, 2002 - continued  
(thousand short tons)

| Commodity   | Total      | Domestic  |            |          |           |           |
|---|------------|-----------|------------|----------|-----------|-----------|
|   |            | Coastwise |            | Internal |           |           |
|   |            | Receipts  | Shipments  | Receipts | Shipments | Intraport |
| 6891 tobacco & products   | 0          | —         | 0          | —        | —         | —         |
| <b>Total all manufactured equipment, machinery and products</b> | <b>400</b> | <b>5</b>  | <b>393</b> | <b>1</b> | <b>1</b>  | <b>—</b>  |
| 7110 machinery (not elec)                                       | 1          | 0         | 1          | —        | —         | —         |
| 7120 electrical machinery                                       | 0          | —         | 0          | —        | —         | —         |
| 7210 vehicles & parts   | 0          | —         | 0          | —        | —         | —         |
| 7500 textile products   | 3          | 3         | 0          | —        | —         | —         |
| 7600 rubber & plastic pr.                                       | 0          | 0         | —          | —        | —         | —         |
| 7900 manufac. prod. nec   | 395        | 1         | 392        | 1        | 1         | —         |
| <b>Total unknown or not elsewhere classified</b>                | <b>0</b>   | <b>0</b>  | <b>0</b>   | <b>—</b> | <b>—</b>  | <b>—</b>  |
| 9900 unknown or nec   | 0          | 0         | 0          | —        | —         | —         |

\*Includes 909,214 tons of foreign inbound in-transits; Includes 320,448 tons of foreign outbound in-transits;  
Includes 2,858 tons of Canadian inbound in-transits; Includes 161 tons of Canadian outbound in-transits.

LOS ANGELES HARBOR, CA

Section Included: Entire harbor within the city limits of Los Angeles. Controlling Depth: 45 to 51 feet in entrance and outer harbor channels and basins; 45 feet in Los Angeles channel and inner harbor basins and channels; 35 feet in Cerritos Channel. Project Depth: 45 to 51 feet in entrance and outer harbor channels and basins; 45 feet in Los Angeles channel and inner harbor basins and channels; 35 feet in Cerritos Channel.

Comparative Statement of Traffic (thousand short tons)

| Year | Total  | Year | Total  | Year | Total  | Year        | Total         |
|------|--------|------|--------|------|--------|-------------|---------------|
| 1993 | 43,623 | 1996 | 45,689 | 1999 | 42,267 | <b>2002</b> | <b>52,216</b> |
| 1994 | 43,140 | 1997 | 41,774 | 2000 | 48,128 |             |               |
| 1995 | 46,479 | 1998 | 44,144 | 2001 | 51,396 |             |               |

Freight Traffic, 2002 (thousand short tons)

| Commodity  | Total         | Foreign       |               | Canadian   |           |
|--|---------------|---------------|---------------|------------|-----------|
|  |               | Inbound*      | Outbound*     | Inbound*   | Outbound* |
| <b>Total, all commodities</b>                        | <b>45,408</b> | <b>31,062</b> | <b>13,773</b> | <b>566</b> | <b>7</b>  |
| <b>Total coal</b>                                    | <b>1,321</b>  | <b>1</b>      | <b>1,320</b>  | <b>—</b>   | <b>—</b>  |
| 1100 coal lignite                                    | 1,321         | 1             | 1,320         | —          | —         |
| 1200 coal coke                                       | 0             | 0             | 0             | —          | —         |
| <b>Total petroleum and petroleum products</b>        | <b>8,633</b>  | <b>6,145</b>  | <b>2,489</b>  | <b>0</b>   | <b>—</b>  |
| <b>Subtotal crude petroleum</b>                      | <b>2,694</b>  | <b>2,694</b>  | <b>0</b>      | <b>—</b>   | <b>—</b>  |
| 2100 crude petroleum                                 | 2,694         | 2,694         | 0             | —          | —         |
| <b>Subtotal petroleum products</b>                   | <b>5,939</b>  | <b>3,451</b>  | <b>2,488</b>  | <b>0</b>   | <b>—</b>  |
| 2211 gasoline  | 379           | 379           | 0             | —          | —         |
| 2221 kerosene  | 1,976         | 1,976         | 0             | —          | —         |
| 2330 distillate fuel oil                             | 205           | 90            | 115           | —          | —         |
| 2340 residual fuel oil                               | 869           | 746           | 122           | —          | —         |
| 2350 lube oil & greases                              | 64            | 14            | 50            | 0          | —         |
| 2410 petro. jelly & waxes                            | 46            | 44            | 2             | —          | —         |
| 2429 naphtha & solvents                              | 317           | 163           | 154           | 0          | —         |
| 2430 asphalt, tar & pitch                            | 1             | 0             | 1             | —          | —         |
| 2540 petroleum coke                                  | 1,950         | 39            | 1,912         | 0          | —         |
| 2640 liquid natural gas                              | 133           | 0             | 132           | —          | —         |
| <b>Total chemicals and related products</b>          | <b>4,005</b>  | <b>1,667</b>  | <b>2,287</b>  | <b>51</b>  | <b>0</b>  |
| <b>Subtotal fertilizers</b>                          | <b>21</b>     | <b>13</b>     | <b>8</b>      | <b>—</b>   | <b>—</b>  |
| 3110 nitrogenous fert.                               | 8             | 8             | 0             | —          | —         |
| 3120 phosphatic fert.                                | 0             | 0             | 0             | —          | —         |
| 3130 potassic fert.                                  | 0             | 0             | 0             | —          | —         |
| 3190 fert. & mixes nec                               | 13            | 5             | 8             | —          | —         |
| <b>Subtotal other chemicals and related products</b> | <b>3,984</b>  | <b>1,654</b>  | <b>2,279</b>  | <b>51</b>  | <b>0</b>  |
| 3211 acyclic hydrocarbons                            | 18            | 1             | 8             | 10         | —         |
| 3212 benzene & toluene                               | 57            | 57            | 1             | —          | —         |
| 3219 other hydrocarbons                              | 52            | 21            | 31            | 0          | —         |
| 3220 alcohols  | 114           | 33            | 66            | 15         | —         |
| 3230 carboxylic acids                                | 79            | 36            | 43            | 0          | —         |
| 3240 nitrogen func. comp.                            | 128           | 23            | 105           | —          | —         |
| 3250 organo - inorg. comp.                           | 55            | 13            | 42            | —          | —         |
| 3260 organic comp. nec                               | 713           | 660           | 31            | 22         | —         |
| 3272 sulphuric acid                                  | 7             | 5             | 1             | —          | —         |
| 3273 ammonia   | 0             | 0             | 0             | —          | —         |
| 3274 sodium hydroxide                                | 75            | 71            | 2             | 2          | —         |
| 3275 inorg. elem., oxides, & halogen salts           | 259           | 56            | 203           | 0          | —         |
| 3276 metallic salts                                  | 409           | 32            | 376           | 0          | —         |
| 3279 inorganic chem. nec                             | 14            | 7             | 7             | 0          | —         |
| 3281 radioactive material                            | 3             | 1             | 1             | —          | —         |
| 3282 pigments & paints                               | 66            | 35            | 31            | 0          | —         |
| 3283 coloring mat. nec                               | 17            | 12            | 6             | —          | —         |
| 3284 medicines                                       | 53            | 21            | 31            | 0          | 0         |

LOS ANGELES HARBOR, CA  
Freight Traffic, 2002 - continued  
(thousand short tons)

| Commodity   | Total        | Foreign      |              | Canadian   |           |
|---|--------------|--------------|--------------|------------|-----------|
|   |              | Inbound*     | Outbound*    | Inbound*   | Outbound* |
| 3285 perfumes & cleansers                           | 122          | 53           | 69           | 0          | 0         |
| 3286 plastics                                       | 1,327        | 368          | 959          | 1          | 0         |
| 3291 pesticides                                     | 42           | 12           | 30           | 0          | 0         |
| 3292 starches, gluten, glue                         | 66           | 25           | 40           | —          | —         |
| 3293 explosives                                     | 34           | 34           | 0            | —          | —         |
| 3297 chemical additives                             | 75           | 23           | 52           | —          | —         |
| 3298 wood & resin chem.                             | 5            | 4            | 0            | —          | —         |
| 3299 chem. products nec                             | 195          | 50           | 144          | 0          | 0         |
| <b>Total crude materials, inedible except fuels</b> | <b>3,945</b> | <b>432</b>   | <b>3,148</b> | <b>365</b> | <b>0</b>  |
| <b>Subtotal forest products, wood and chips</b>     | <b>240</b>   | <b>141</b>   | <b>68</b>    | <b>30</b>  | <b>0</b>  |
| 4110 rubber & gums                                  | 25           | 20           | 4            | 0          | —         |
| 4150 fuel wood                                      | 3            | 3            | 0            | —          | —         |
| 4161 wood chips                                     | 0            | 0            | 0            | —          | —         |
| 4170 wood in the rough                              | 33           | 7            | 25           | —          | —         |
| 4189 lumber   | 151          | 86           | 35           | 30         | 0         |
| 4190 forest products nec                            | 29           | 24           | 4            | —          | —         |
| <b>Subtotal pulp and waste paper</b>                | <b>1,737</b> | <b>8</b>     | <b>1,727</b> | <b>1</b>   | <b>—</b>  |
| 4225 pulp & waste paper                             | 1,737        | 8            | 1,727        | 1          | —         |
| <b>Subtotal soil, sand, gravel, rock and stone</b>  | <b>555</b>   | <b>206</b>   | <b>16</b>    | <b>333</b> | <b>0</b>  |
| 4310 building stone                                 | 144          | 142          | 0            | 2          | 0         |
| 4322 limestone                                      | 69           | 3            | 1            | 65         | 0         |
| 4323 gypsum   | 4            | 1            | 3            | —          | —         |
| 4331 sand & gravel                                  | 338          | 60           | 12           | 266        | —         |
| <b>Subtotal iron ore and scrap</b>                  | <b>1,125</b> | <b>1</b>     | <b>1,124</b> | <b>—</b>   | <b>—</b>  |
| 4410 iron ore                                       | 0            | 0            | —            | —          | —         |
| 4420 iron & steel scrap                             | 1,125        | 1            | 1,124        | —          | —         |
| <b>Subtotal marine shells</b>                       | <b>2</b>     | <b>1</b>     | <b>1</b>     | <b>—</b>   | <b>—</b>  |
| 4515 marine shells                                  | 2            | 1            | 1            | —          | —         |
| <b>Subtotal non-ferrous ores and scrap</b>          | <b>104</b>   | <b>21</b>    | <b>83</b>    | <b>—</b>   | <b>0</b>  |
| 4630 copper ore                                     | 1            | —            | 1            | —          | —         |
| 4650 aluminum ore                                   | 13           | 7            | 6            | —          | —         |
| 4670 manganese ore                                  | 0            | —            | 0            | —          | —         |
| 4680 non-ferrous scrap                              | 82           | 12           | 70           | —          | —         |
| 4690 non-ferrous ores nec                           | 9            | 2            | 6            | —          | 0         |
| <b>Subtotal sulphur, clay and salt</b>              | <b>98</b>    | <b>42</b>    | <b>56</b>    | <b>—</b>   | <b>—</b>  |
| 4741 sulphur, (dry)                                 | 59           | 27           | 32           | —          | —         |
| 4782 clay & refrac. mat.                            | 39           | 15           | 24           | —          | —         |
| <b>Subtotal other non-metal. min.</b>               | <b>84</b>    | <b>12</b>    | <b>72</b>    | <b>0</b>   | <b>—</b>  |
| 4900 non-metal. min. nec                            | 84           | 12           | 72           | 0          | —         |
| <b>Total primary manufactured goods</b>             | <b>7,596</b> | <b>6,631</b> | <b>845</b>   | <b>120</b> | <b>1</b>  |
| <b>Subtotal paper products</b>                      | <b>701</b>   | <b>427</b>   | <b>274</b>   | <b>0</b>   | <b>—</b>  |
| 5110 newsprint                                      | 62           | 60           | 2            | —          | —         |
| 5120 paper & paperboard                             | 424          | 186          | 238          | 0          | —         |
| 5190 paper products nec                             | 215          | 180          | 34           | 0          | —         |
| <b>Subtotal lime, cement and glass</b>              | <b>1,619</b> | <b>1,456</b> | <b>44</b>    | <b>118</b> | <b>0</b>  |
| 5210 lime   | 0            | 0            | 0            | —          | —         |
| 5220 cement & concrete                              | 609          | 608          | 1            | —          | —         |
| 5240 glass & glass prod.                            | 222          | 199          | 22           | 0          | 0         |
| 5290 misc. mineral prod.                            | 788          | 649          | 22           | 118        | 0         |
| <b>Subtotal primary iron and steel products</b>     | <b>2,497</b> | <b>2,470</b> | <b>26</b>    | <b>0</b>   | <b>0</b>  |
| 5312 pig iron                                       | 11           | 10           | 0            | —          | —         |
| 5315 ferro alloys                                   | 2            | 2            | 0            | —          | —         |
| 5320 i&s primary forms                              | 1,712        | 1,706        | 6            | 0          | 0         |
| 5330 i&s plates & sheets                            | 240          | 231          | 9            | 0          | 0         |
| 5360 i&s bars & shapes                              | 219          | 217          | 2            | 0          | —         |
| 5370 i&s pipe & tube                                | 268          | 261          | 7            | 0          | —         |
| 5390 primary i&s nec                                | 45           | 43           | 3            | —          | —         |
| <b>Subtotal primary non-ferrous metal products</b>  | <b>2,613</b> | <b>2,118</b> | <b>494</b>   | <b>1</b>   | <b>0</b>  |
| 5421 copper   | 52           | 24           | 27           | 0          | —         |
| 5422 aluminum                                       | 71           | 55           | 16           | 0          | —         |
| 5429 smelted prod. nec                              | 386          | 21           | 366          | —          | —         |
| 5480 fab. metal products                            | 2,104        | 2,018        | 85           | 0          | 0         |
| <b>Subtotal primary wood products</b>               | <b>167</b>   | <b>160</b>   | <b>7</b>     | <b>0</b>   | <b>0</b>  |
| 5540 primary wood prod.                             | 167          | 160          | 7            | 0          | 0         |
| <b>Total food and farm products</b>                 | <b>4,869</b> | <b>2,471</b> | <b>2,382</b> | <b>11</b>  | <b>4</b>  |
| <b>Subtotal fish</b>                                | <b>396</b>   | <b>337</b>   | <b>58</b>    | <b>0</b>   | <b>0</b>  |
| 6134 fish (not shellfish)                           | 119          | 88           | 31           | 0          | 0         |
| 6136 shellfish                                      | 276          | 249          | 27           | 0          | 0         |
| <b>Subtotal grain</b>                               | <b>159</b>   | <b>123</b>   | <b>36</b>    | <b>—</b>   | <b>—</b>  |
| 6241 wheat  | 0            | 0            | 0            | —          | —         |
| 6344 corn   | 6            | 1            | 5            | —          | —         |
| 6442 rice   | 152          | 122          | 30           | —          | —         |
| 6443 barley & rye                                   | 0            | 0            | 0            | —          | —         |
| 6445 oats   | 0            | 0            | 0            | —          | —         |
| 6447 sorghum grains                                 | 1            | 0            | 1            | —          | —         |
| <b>Subtotal oilseeds</b>                            | <b>61</b>    | <b>11</b>    | <b>50</b>    | <b>0</b>   | <b>—</b>  |
| 6521 peanuts  | 3            | 0            | 2            | —          | —         |
| 6522 soybeans                                       | 39           | 6            | 33           | —          | —         |
| 6534 flaxseed                                       | 0            | 0            | —            | —          | —         |
| 6590 oilseeds nec                                   | 19           | 5            | 15           | 0          | —         |
| <b>Subtotal vegetable products</b>                  | <b>327</b>   | <b>206</b>   | <b>120</b>   | <b>1</b>   | <b>0</b>  |
| 6653 vegetable oils                                 | 18           | 8            | 10           | 0          | 0         |
| 6654 vegetables & prod.                             | 309          | 198          | 110          | 1          | 0         |
| <b>Subtotal processed grain and animal feed</b>     | <b>645</b>   | <b>47</b>    | <b>597</b>   | <b>1</b>   | <b>0</b>  |
| 6746 wheat flour                                    | 3            | 1            | 2            | —          | —         |
| 6747 grain mill products                            | 46           | 30           | 16           | 0          | 0         |
| 6781 hay & fodder                                   | 431          | 2            | 430          | 0          | —         |
| 6782 animal feed, prep.                             | 165          | 15           | 149          | 0          | —         |
| <b>Subtotal other agricultural products</b>         | <b>3,281</b> | <b>1,747</b> | <b>1,521</b> | <b>9</b>   | <b>4</b>  |
| 6811 meat, fresh, frozen                            | 394          | 173          | 220          | 0          | 0         |
| 6817 meat, prepared                                 | 19           | 6            | 13           | —          | —         |
| 6822 dairy products                                 | 30           | 9            | 21           | 0          | 0         |

LOS ANGELES HARBOR, CA  
Freight Traffic, 2002 - continued  
(thousand short tons)

| Commodity   | Total         | Foreign       |              | Canadian  |           |
|---|---------------|---------------|--------------|-----------|-----------|
|   |               | Inbound*      | Outbound*    | Inbound*  | Outbound* |
| 6835 fish, prepared   | 61            | 58            | 2            | 0         | 0         |
| 6838 tallow, animal oils  | 16            | 1             | 15           | —         | —         |
| 6839 animals & prod. nec  | 185           | 24            | 160          | 0         | —         |
| 6856 bananas & plantains  | 280           | 280           | 0            | —         | 0         |
| 6857 fruit & nuts nec   | 537           | 281           | 256          | 0         | 0         |
| 6858 fruit juices   | 286           | 257           | 27           | 1         | 0         |
| 6861 sugar  | 2             | 1             | 1            | —         | —         |
| 6865 molasses   | 119           | 119           | 0            | —         | —         |
| 6871 coffee   | 61            | 59            | 2            | —         | 0         |
| 6872 cocoa beans  | 7             | 6             | 0            | —         | —         |
| 6885 alcoholic beverages  | 237           | 174           | 57           | 3         | 3         |
| 6888 water & ice  | 44            | 41            | 2            | 0         | —         |
| 6889 food products nec  | 430           | 236           | 191          | 4         | 0         |
| 6891 tobacco & products   | 43            | 4             | 39           | —         | —         |
| 6893 cotton   | 506           | 3             | 504          | —         | —         |
| 6894 natural fibers nec   | 6             | 5             | 1            | —         | —         |
| 6899 farm products nec  | 19            | 11            | 8            | 0         | —         |
| <b>Total all manufactured equipment, machinery and products</b> | <b>13,643</b> | <b>12,605</b> | <b>1,020</b> | <b>17</b> | <b>1</b>  |
| 7110 machinery (not elec)                                       | 962           | 778           | 183          | 1         | 0         |
| 7120 electrical machinery                                       | 2,742         | 2,592         | 149          | 1         | 0         |
| 7210 vehicles & parts   | 1,494         | 1,327         | 165          | 3         | 0         |
| 7220 aircraft & parts   | 8             | 2             | 6            | 0         | —         |
| 7230 ships & boats  | 7             | 3             | 3            | 0         | —         |
| 7300 ordnance & access.   | 4             | 3             | 1            | 0         | —         |
| 7400 manufac. wood prod.  | 165           | 157           | 8            | 0         | —         |
| 7500 textile products   | 1,786         | 1,681         | 103          | 1         | —         |
| 7600 rubber & plastic pr.                                       | 1,322         | 1,149         | 172          | 1         | 0         |
| 7900 manufac. prod. nec   | 5,151         | 4,912         | 229          | 10        | 0         |
| <b>Total unknown or not elsewhere classified</b>                | <b>1,396</b>  | <b>1,110</b>  | <b>283</b>   | <b>2</b>  | <b>1</b>  |
| 9900 unknown or nec   | 1,396         | 1,110         | 283          | 2         | 1         |

| Commodity  | Total        | Domestic     |              |           |            |            |
|--|--------------|--------------|--------------|-----------|------------|------------|
|  |              | Coastwise    |              | Internal  |            |            |
|  |              | Receipts     | Shipments    | Receipts  | Shipments  | Intraport  |
| <b>Total, all commodities</b>                        | <b>6,808</b> | <b>3,885</b> | <b>1,584</b> | <b>98</b> | <b>674</b> | <b>567</b> |
| <b>Total petroleum and petroleum products</b>        | <b>4,364</b> | <b>2,559</b> | <b>469</b>   | <b>97</b> | <b>674</b> | <b>567</b> |
| <b>Subtotal petroleum products</b>                   | <b>4,364</b> | <b>2,559</b> | <b>469</b>   | <b>97</b> | <b>674</b> | <b>567</b> |
| 2211 gasoline  | 1,349        | 1,197        | 100          | 31        | 6          | 15         |
| 2330 distillate fuel oil                             | 752          | 413          | 284          | 7         | 12         | 37         |
| 2340 residual fuel oil                               | 1,907        | 628          | 62           | 54        | 652        | 511        |
| 2350 lube oil & greases                              | 306          | 288          | 4            | 5         | 4          | 5          |
| 2429 naphtha & solvents                              | 24           | 24           | —            | —         | —          | —          |
| 2430 asphalt, tar & pitch                            | 10           | 8            | 2            | —         | —          | —          |
| 2540 petroleum coke                                  | 7            | —            | 7            | —         | —          | —          |
| 2640 liquid natural gas                              | 3            | 0            | 3            | —         | —          | —          |
| 2990 petro. products nec                             | 7            | 0            | 7            | —         | —          | —          |
| <b>Total chemicals and related products</b>          | <b>367</b>   | <b>321</b>   | <b>46</b>    | <b>—</b>  | <b>—</b>   | <b>—</b>   |
| <b>Subtotal fertilizers</b>                          | <b>1</b>     | <b>0</b>     | <b>1</b>     | <b>—</b>  | <b>—</b>   | <b>—</b>   |
| 3190 fert. & mixes nec                               | 1            | 0            | 1            | —         | —          | —          |
| <b>Subtotal other chemicals and related products</b> | <b>366</b>   | <b>321</b>   | <b>44</b>    | <b>—</b>  | <b>—</b>   | <b>—</b>   |
| 3212 benzene & toluene                               | 2            | 2            | —            | —         | —          | —          |
| 3220 alcohols  | 176          | 176          | —            | —         | —          | —          |
| 3274 sodium hydroxide                                | 12           | —            | 12           | —         | —          | —          |
| 3275 inorg. elem., oxides, & halogen salts           | 0            | 0            | —            | —         | —          | —          |
| 3281 radioactive material                            | 2            | 2            | —            | —         | —          | —          |
| 3282 pigments & paints                               | 12           | 0            | 12           | —         | —          | —          |
| 3284 medicines                                       | 5            | —            | 5            | —         | —          | —          |
| 3285 perfumes & cleansers                            | 12           | 0            | 12           | —         | —          | —          |
| 3286 plastics  | 0            | —            | 0            | —         | —          | —          |
| 3291 pesticides                                      | 0            | —            | 0            | —         | —          | —          |
| 3293 explosives                                      | 1            | —            | 1            | —         | —          | —          |
| 3297 chemical additives                              | 140          | 140          | —            | —         | —          | —          |
| 3299 chem. products nec                              | 3            | 1            | 2            | —         | —          | —          |
| <b>Total crude materials, inedible except fuels</b>  | <b>748</b>   | <b>654</b>   | <b>94</b>    | <b>—</b>  | <b>—</b>   | <b>—</b>   |
| <b>Subtotal forest products, wood and chips</b>      | <b>25</b>    | <b>0</b>     | <b>25</b>    | <b>—</b>  | <b>—</b>   | <b>—</b>   |
| 4189 lumber  | 24           | 0            | 24           | —         | —          | —          |
| 4190 forest products nec                             | 1            | —            | 1            | —         | —          | —          |
| <b>Subtotal pulp and waste paper</b>                 | <b>1</b>     | <b>1</b>     | <b>0</b>     | <b>—</b>  | <b>—</b>   | <b>—</b>   |
| 4225 pulp & waste paper                              | 1            | 1            | 0            | —         | —          | —          |
| <b>Subtotal soil, sand, gravel, rock and stone</b>   | <b>713</b>   | <b>644</b>   | <b>69</b>    | <b>—</b>  | <b>—</b>   | <b>—</b>   |
| 4331 sand & gravel                                   | 710          | 644          | 66           | —         | —          | —          |
| 4338 soil & fill dirt                                | 3            | —            | 3            | —         | —          | —          |
| <b>Subtotal iron ore and scrap</b>                   | <b>8</b>     | <b>8</b>     | <b>—</b>     | <b>—</b>  | <b>—</b>   | <b>—</b>   |
| 4420 iron & steel scrap                              | 8            | 8            | —            | —         | —          | —          |

LOS ANGELES HARBOR, CA  
 Freight Traffic, 2002 - continued  
 (thousand short tons)

| Commodity   | Total      | Domestic   |            |          |           |           |
|---|------------|------------|------------|----------|-----------|-----------|
|   |            | Coastwise  |            | Internal |           |           |
|   |            | Receipts   | Shipments  | Receipts | Shipments | Intraport |
| <b>Subtotal other non-metal. min.</b>                           | <b>1</b>   | <b>0</b>   | <b>1</b>   | ---      | ---       | ---       |
| 4900 non-metal. min. nec  | 1          | 0          | 1          | ---      | ---       | ---       |
| <b>Total primary manufactured goods</b>                         | <b>99</b>  | <b>2</b>   | <b>97</b>  | ---      | ---       | ---       |
| <b>Subtotal paper products</b>                                  | <b>27</b>  | <b>1</b>   | <b>26</b>  | ---      | ---       | ---       |
| 5110 newsprint  | 0          | ---        | 0          | ---      | ---       | ---       |
| 5120 paper & paperboard   | 5          | ---        | 5          | ---      | ---       | ---       |
| 5190 paper products nec   | 22         | 1          | 21         | ---      | ---       | ---       |
| <b>Subtotal lime, cement and glass</b>                          | <b>41</b>  | <b>0</b>   | <b>41</b>  | ---      | ---       | ---       |
| 5220 cement & concrete  | 13         | 0          | 13         | ---      | ---       | ---       |
| 5240 glass & glass prod.  | 0          | 0          | 0          | ---      | ---       | ---       |
| 5290 misc. mineral prod.  | 29         | 0          | 29         | ---      | ---       | ---       |
| <b>Subtotal primary iron and steel products</b>                 | <b>1</b>   | ---        | <b>1</b>   | ---      | ---       | ---       |
| 5370 i&s pipe & tube  | 1          | ---        | 1          | ---      | ---       | ---       |
| <b>Subtotal primary non-ferrous metal products</b>              | <b>28</b>  | <b>0</b>   | <b>28</b>  | ---      | ---       | ---       |
| 5480 fab. metal products  | 28         | 0          | 28         | ---      | ---       | ---       |
| <b>Subtotal primary wood products</b>                           | <b>1</b>   | <b>0</b>   | <b>1</b>   | ---      | ---       | ---       |
| 5540 primary wood prod.   | 1          | 0          | 1          | ---      | ---       | ---       |
| <b>Total food and farm products</b>                             | <b>579</b> | <b>227</b> | <b>352</b> | <b>0</b> | ---       | ---       |
| <b>Subtotal fish</b>  | <b>2</b>   | <b>0</b>   | <b>2</b>   | ---      | ---       | ---       |
| 6134 fish (not shellfish)                                       | 2          | 0          | 2          | ---      | ---       | ---       |
| <b>Subtotal grain</b>   | <b>1</b>   | <b>0</b>   | <b>1</b>   | ---      | ---       | ---       |
| 6344 corn   | 0          | 0          | ---        | ---      | ---       | ---       |
| 6442 rice   | 1          | ---        | 1          | ---      | ---       | ---       |
| <b>Subtotal vegetable products</b>                              | <b>29</b>  | <b>5</b>   | <b>24</b>  | ---      | ---       | ---       |
| 6653 vegetable oils   | 0          | 0          | ---        | ---      | ---       | ---       |
| 6654 vegetables & prod.   | 29         | 5          | 24         | ---      | ---       | ---       |
| <b>Subtotal processed grain and animal feed</b>                 | <b>15</b>  | <b>1</b>   | <b>14</b>  | ---      | ---       | ---       |
| 6746 wheat flour  | 6          | ---        | 6          | ---      | ---       | ---       |
| 6747 grain mill products  | 3          | ---        | 3          | ---      | ---       | ---       |
| 6781 hay & fodder   | 0          | ---        | 0          | ---      | ---       | ---       |
| 6782 animal feed, prep.   | 6          | 1          | 5          | ---      | ---       | ---       |
| <b>Subtotal other agricultural products</b>                     | <b>533</b> | <b>220</b> | <b>312</b> | <b>0</b> | ---       | ---       |
| 6811 meat, fresh, frozen  | 27         | 0          | 27         | ---      | ---       | ---       |
| 6822 dairy products   | 1          | 0          | 1          | ---      | ---       | ---       |
| 6835 fish, prepared   | 101        | 101        | ---        | ---      | ---       | ---       |
| 6839 animals & prod. nec  | 7          | 3          | 4          | ---      | ---       | ---       |
| 6856 bananas & plantains  | 2          | ---        | 2          | ---      | ---       | ---       |
| 6857 fruit & nuts nec   | 22         | 17         | 5          | ---      | ---       | ---       |
| 6858 fruit juices   | 81         | 80         | 1          | ---      | ---       | ---       |
| 6861 sugar  | 4          | 4          | 0          | ---      | ---       | ---       |
| 6871 coffee   | 0          | 0          | 0          | ---      | ---       | ---       |
| 6885 alcoholic beverages  | 111        | 0          | 111        | ---      | ---       | ---       |
| 6887 groceries  | 21         | ---        | 21         | ---      | ---       | ---       |
| 6888 water & ice  | 0          | ---        | ---        | 0        | ---       | ---       |
| 6889 food products nec  | 146        | 7          | 139        | ---      | ---       | ---       |
| 6891 tobacco & products   | 0          | ---        | 0          | ---      | ---       | ---       |
| 6899 farm products nec  | 10         | 10         | 0          | ---      | ---       | ---       |
| <b>Total all manufactured equipment, machinery and products</b> | <b>650</b> | <b>123</b> | <b>525</b> | <b>1</b> | <b>1</b>  | ---       |
| 7110 machinery (not elec)                                       | 63         | 22         | 41         | ---      | ---       | ---       |
| 7120 electrical machinery                                       | 14         | 3          | 10         | ---      | ---       | ---       |
| 7210 vehicles & parts   | 108        | 36         | 72         | ---      | ---       | ---       |
| 7220 aircraft & parts   | 0          | 0          | 0          | ---      | ---       | ---       |
| 7230 ships & boats  | 0          | 0          | 0          | ---      | ---       | ---       |
| 7400 manufac. wood prod.  | 25         | 2          | 23         | ---      | ---       | ---       |
| 7500 textile products   | 29         | 20         | 9          | ---      | ---       | ---       |
| 7600 rubber & plastic pr.                                       | 6          | 2          | 4          | ---      | ---       | ---       |
| 7900 manufac. prod. nec   | 404        | 37         | 365        | 1        | 1         | ---       |
| <b>Total unknown or not elsewhere classified</b>                | <b>1</b>   | <b>0</b>   | <b>1</b>   | ---      | ---       | ---       |
| 9900 unknown or nec   | 1          | 0          | 1          | ---      | ---       | ---       |

\*Includes 612,487 tons of foreign inbound in-transits; Includes 109,624 tons of foreign outbound in-transits;  
 Includes 13,633 tons of Canadian inbound in-transits; Includes 972 tons of Canadian outbound in-transits.

PORT HUENEME, CA

Section Included: Harbor at Port Hueneme. Project Depths: 40 feet in approach channel; 36 feet in entrance channel; 35 feet in Channel Basin and Channel A. Controlling Depth: 40 feet in approach channel; 36 feet in entrance channel; 35 feet in Central Basin and Channel A.

Comparative Statement of Traffic (thousand short tons)

| Year | Total | Year | Total | Year | Total | Year        | Total        |
|------|-------|------|-------|------|-------|-------------|--------------|
| 1993 | 696   | 1996 | 943   | 1999 | 1,121 | <b>2002</b> | <b>1,152</b> |
| 1994 | 814   | 1997 | 988   | 2000 | 1,194 |             |              |
| 1995 | 1,076 | 1998 | 1,328 | 2001 | 1,134 |             |              |

Freight Traffic, 2002 (thousand short tons)

| Commodity   | Grand Total  | Foreign    |            | Domestic   |            |            |
|---|--------------|------------|------------|------------|------------|------------|
|   |              | Inbound*   | Outbound*  | Total      | Coastwise  |            |
|   |              |            |            |            | Receipts   | Shipments  |
| <b>Total, all commodities</b>                                   | <b>1,152</b> | <b>987</b> | <b>111</b> | <b>54</b>  | <b>15</b>  | <b>40</b>  |
| <b>Total petroleum and petroleum products</b>                   | <b>15</b>    | <b>0</b>   | <b>---</b> | <b>15</b>  | <b>15</b>  | <b>---</b> |
| <b>Subtotal petroleum products</b>                              | <b>15</b>    | <b>0</b>   | <b>---</b> | <b>15</b>  | <b>15</b>  | <b>---</b> |
| 2340 residual fuel oil  | 15           | ---        | ---        | 15         | 15         | ---        |
| 2350 lube oil & greases   | 0            | 0          | ---        | ---        | ---        | ---        |
| <b>Total chemicals and related products</b>                     | <b>76</b>    | <b>76</b>  | <b>0</b>   | <b>---</b> | <b>---</b> | <b>---</b> |
| <b>Subtotal fertilizers</b>                                     | <b>72</b>    | <b>72</b>  | <b>---</b> | <b>---</b> | <b>---</b> | <b>---</b> |
| 3110 nitrogenous fert.  | 66           | 66         | ---        | ---        | ---        | ---        |
| 3190 fert. & mixes nec  | 7            | 7          | ---        | ---        | ---        | ---        |
| <b>Subtotal other chemicals and related products</b>            | <b>4</b>     | <b>3</b>   | <b>0</b>   | <b>---</b> | <b>---</b> | <b>---</b> |
| 3275 inorg. elem., oxides, & halogen salts                      | 3            | 3          | ---        | ---        | ---        | ---        |
| 3286 plastics   | 0            | ---        | 0          | ---        | ---        | ---        |
| 3299 chem. products nec   | 0            | ---        | 0          | ---        | ---        | ---        |
| <b>Total crude materials, inedible except fuels</b>             | <b>38</b>    | <b>38</b>  | <b>0</b>   | <b>---</b> | <b>---</b> | <b>---</b> |
| <b>Subtotal forest products, wood and chips</b>                 | <b>20</b>    | <b>20</b>  | <b>0</b>   | <b>---</b> | <b>---</b> | <b>---</b> |
| 4150 fuel wood  | 0            | ---        | 0          | ---        | ---        | ---        |
| 4170 wood in the rough  | 0            | 0          | ---        | ---        | ---        | ---        |
| 4189 lumber   | 19           | 19         | ---        | ---        | ---        | ---        |
| 4190 forest products nec  | 0            | 0          | ---        | ---        | ---        | ---        |
| <b>Subtotal pulp and waste paper</b>                            | <b>19</b>    | <b>19</b>  | <b>---</b> | <b>---</b> | <b>---</b> | <b>---</b> |
| 4225 pulp & waste paper   | 19           | 19         | ---        | ---        | ---        | ---        |
| <b>Total primary manufactured goods</b>                         | <b>3</b>     | <b>3</b>   | <b>0</b>   | <b>---</b> | <b>---</b> | <b>---</b> |
| <b>Subtotal paper products</b>                                  | <b>1</b>     | <b>1</b>   | <b>---</b> | <b>---</b> | <b>---</b> | <b>---</b> |
| 5190 paper products nec   | 1            | 1          | ---        | ---        | ---        | ---        |
| <b>Subtotal primary iron and steel products</b>                 | <b>1</b>     | <b>1</b>   | <b>---</b> | <b>---</b> | <b>---</b> | <b>---</b> |
| 5360 i&s bars & shapes  | 0            | 0          | ---        | ---        | ---        | ---        |
| 5370 i&s pipe & tube  | 0            | 0          | ---        | ---        | ---        | ---        |
| 5390 primary i&s nec  | 0            | 0          | ---        | ---        | ---        | ---        |
| <b>Subtotal primary non-ferrous metal products</b>              | <b>2</b>     | <b>2</b>   | <b>0</b>   | <b>---</b> | <b>---</b> | <b>---</b> |
| 5429 smelted prod. nec  | 0            | 0          | ---        | ---        | ---        | ---        |
| 5480 fab. metal products  | 2            | 2          | 0          | ---        | ---        | ---        |
| <b>Subtotal primary wood products</b>                           | <b>0</b>     | <b>0</b>   | <b>---</b> | <b>---</b> | <b>---</b> | <b>---</b> |
| 5540 primary wood prod.   | 0            | 0          | ---        | ---        | ---        | ---        |
| <b>Total food and farm products</b>                             | <b>544</b>   | <b>448</b> | <b>95</b>  | <b>---</b> | <b>---</b> | <b>---</b> |
| <b>Subtotal fish</b>  | <b>8</b>     | <b>8</b>   | <b>---</b> | <b>---</b> | <b>---</b> | <b>---</b> |
| 6134 fish (not shellfish)                                       | 0            | 0          | ---        | ---        | ---        | ---        |
| 6136 shellfish  | 8            | 8          | ---        | ---        | ---        | ---        |
| <b>Subtotal oilseeds</b>  | <b>0</b>     | <b>0</b>   | <b>---</b> | <b>---</b> | <b>---</b> | <b>---</b> |
| 6590 oilseeds nec   | 0            | 0          | ---        | ---        | ---        | ---        |
| <b>Subtotal vegetable products</b>                              | <b>0</b>     | <b>0</b>   | <b>---</b> | <b>---</b> | <b>---</b> | <b>---</b> |
| 6654 vegetables & prod.   | 0            | 0          | ---        | ---        | ---        | ---        |
| <b>Subtotal other agricultural products</b>                     | <b>536</b>   | <b>440</b> | <b>95</b>  | <b>---</b> | <b>---</b> | <b>---</b> |
| 6811 meat, fresh, frozen  | 1            | 1          | ---        | ---        | ---        | ---        |
| 6835 fish, prepared   | 0            | 0          | ---        | ---        | ---        | ---        |
| 6839 animals & prod. nec  | 0            | 0          | ---        | ---        | ---        | ---        |
| 6856 bananas & plantains  | 398          | 397        | 1          | ---        | ---        | ---        |
| 6857 fruit & nuts nec   | 134          | 40         | 94         | ---        | ---        | ---        |
| 6858 fruit juices   | 2            | 2          | ---        | ---        | ---        | ---        |
| 6885 alcoholic beverages  | 0            | 0          | ---        | ---        | ---        | ---        |
| 6889 food products nec  | 1            | 0          | 0          | ---        | ---        | ---        |
| 6899 farm products nec  | 0            | 0          | 0          | ---        | ---        | ---        |
| <b>Total all manufactured equipment, machinery and products</b> | <b>464</b>   | <b>412</b> | <b>12</b>  | <b>40</b>  | <b>0</b>   | <b>40</b>  |
| 7110 machinery (not elec)                                       | 66           | 26         | 1          | 39         | ---        | 39         |
| 7120 electrical machinery                                       | 2            | 2          | 0          | ---        | ---        | ---        |
| 7210 vehicles & parts   | 388          | 383        | 5          | ---        | ---        | ---        |
| 7220 aircraft & parts   | 4            | 0          | 4          | ---        | ---        | ---        |
| 7230 ships & boats  | 0            | 0          | 0          | ---        | ---        | ---        |
| 7300 ordnance & access.   | 1            | 0          | 0          | ---        | ---        | ---        |
| 7400 manufac. wood prod.  | 0            | 0          | 0          | ---        | ---        | ---        |
| 7500 textile products   | 0            | 0          | ---        | ---        | ---        | ---        |
| 7600 rubber & plastic pr.                                       | 0            | ---        | 0          | ---        | ---        | ---        |
| 7900 manufac. prod. nec   | 2            | 1          | 1          | 0          | 0          | 0          |
| <b>Total unknown or not elsewhere classified</b>                | <b>12</b>    | <b>9</b>   | <b>4</b>   | <b>---</b> | <b>---</b> | <b>---</b> |
| 9900 unknown or nec   | 12           | 9          | 4          | ---        | ---        | ---        |

\*Includes 22,933 tons of foreign inbound in-transits; Includes 108 tons of foreign outbound in-transits.



Other Harbors and Waterways 2002

| Harbor or Waterway<br>Project | Commodity                 | Thousand Short Tons |
|-------------------------------|---------------------------|---------------------|
| MISSION BAY, CA               | No Commerce Reported      |                     |
| MORRO BAY HARBOR, CA          | No Commerce Reported      |                     |
| NEWPORT BAY HARBOR, CA        | 4331 sand & gravel        | 14                  |
|                               | 7110 machinery (not elec) | 0                   |
|                               | <b>Total Tons(x1000)</b>  | <b>14</b>           |
| REDONDO BEACH, CA             | No Commerce Reported      |                     |
| SANTA BARBARA HARBOR, CA      | 5480 fab. metal products  | 0                   |
|                               | 6888 water & ice          | 0                   |
|                               | 7110 machinery (not elec) | 0                   |
|                               | 8900 waste and scrap nec  | 0                   |
|                               | <b>Total Tons(x1000)</b>  | <b>0</b>            |

SACRAMENTO RIVER, CA (INCLUDING COMMERCE OF SACRAMENTO RIVER DEEPWATER SHIP CHANNEL  
AND THE PORT OF SACRAMENTO, CA)

Section Included: From mouth of river to Red Bluff via river route, a distance of 248 miles; from mouth of Cache Slough to Washington Lake via Sacramento River Deepwater Ship Channel, a distance of 29.9 miles. Controlling Depth: Mouth of river to Cache Slough, 29 feet; mouth of Cache Slough to Washington Lake via Sacramento River Deepwater Ship Channel, 29 feet.; mouth of Cache Slough to Sacramento via river route, 10 feet; Sacramento to Colusa, 6 feet in low water season; Colusa to Chico Landing, 3 feet., Chico Landing to Red Bluff, 1.5 feet. Project Depth: 30 feet from mouth of river to Cache Slough; 30 feet from Cache Slough to Washington Lake via Sacramento River Deepwater Ship Channel; 10 feet from mouth of Cache Slough to Sacramento via river route; 6 feet from Sacramento to Colusa; 5 feet. from Colusa to Chico Landing; such depths as practicable from Chico Landing to Red Bluff.

Comparative Statement of Traffic (thousand short tons)

| Year | Total | Year | Total | Year | Total | Year | Total |
|------|-------|------|-------|------|-------|------|-------|
| 1993 | 1,094 | 1996 | 1,289 | 1999 | 925   | 2002 | 657   |
| 1994 | 1,573 | 1997 | 1,178 | 2000 | 867   |      |       |
| 1995 | 1,171 | 1998 | 946   | 2001 | 690   |      |       |

Freight Traffic, 2002 (thousand short tons)

| Commodity   | Grand Total | Foreign    |            | Canadian   | Domestic   |                    |                     |            |
|---|-------------|------------|------------|------------|------------|--------------------|---------------------|------------|
|   |             | Inbound    | Outbound*  | Inbound    | Total      | Coastwise          | Internal            |            |
|   |             |            |            |            | Shipments  | Inbound<br>Upbound | Outbound<br>Downbnd |            |
| <b>Total, all commodities</b>                                   | <b>657</b>  | <b>210</b> | <b>298</b> | <b>108</b> | <b>42</b>  | <b>4</b>           | <b>35</b>           | <b>3</b>   |
| <b>Total chemicals and related products</b>                     | <b>163</b>  | <b>56</b>  | <b>---</b> | <b>108</b> | <b>---</b> | <b>---</b>         | <b>---</b>          | <b>---</b> |
| <b>Subtotal fertilizers</b>                                     | <b>119</b>  | <b>36</b>  | <b>---</b> | <b>83</b>  | <b>---</b> | <b>---</b>         | <b>---</b>          | <b>---</b> |
| 3110 nitrogenous fert.  | 95          | 12         | ---        | 83         | ---        | ---                | ---                 | ---        |
| 3190 fert. & mixes nec  | 24          | 24         | ---        | ---        | ---        | ---                | ---                 | ---        |
| <b>Subtotal other chemicals and related products</b>            | <b>44</b>   | <b>19</b>  | <b>---</b> | <b>25</b>  | <b>---</b> | <b>---</b>         | <b>---</b>          | <b>---</b> |
| 3220 alcohols   | 0           | 0          | ---        | ---        | ---        | ---                | ---                 | ---        |
| 3240 nitrogen func. comp.                                       | 0           | 0          | ---        | ---        | ---        | ---                | ---                 | ---        |
| 3273 ammonia  | 44          | 19         | ---        | 25         | ---        | ---                | ---                 | ---        |
| 3284 medicines  | 0           | 0          | ---        | ---        | ---        | ---                | ---                 | ---        |
| 3286 plastics   | 0           | 0          | ---        | ---        | ---        | ---                | ---                 | ---        |
| <b>Total crude materials, inedible except fuels</b>             | <b>227</b>  | <b>70</b>  | <b>115</b> | <b>---</b> | <b>42</b>  | <b>4</b>           | <b>35</b>           | <b>3</b>   |
| <b>Subtotal forest products, wood and chips</b>                 | <b>186</b>  | <b>67</b>  | <b>115</b> | <b>---</b> | <b>4</b>   | <b>4</b>           | <b>---</b>          | <b>---</b> |
| 4161 wood chips   | 119         | ---        | 115        | ---        | 4          | 4                  | ---                 | ---        |
| 4170 wood in the rough  | 15          | 15         | ---        | ---        | ---        | ---                | ---                 | ---        |
| 4189 lumber   | 52          | 52         | ---        | ---        | ---        | ---                | ---                 | ---        |
| <b>Subtotal soil, sand, gravel, rock and stone</b>              | <b>23</b>   | <b>3</b>   | <b>---</b> | <b>---</b> | <b>19</b>  | <b>---</b>         | <b>17</b>           | <b>3</b>   |
| 4331 sand & gravel  | 23          | 3          | ---        | ---        | 19         | ---                | 17                  | 3          |
| <b>Subtotal marine shells</b>                                   | <b>19</b>   | <b>---</b> | <b>---</b> | <b>---</b> | <b>19</b>  | <b>---</b>         | <b>19</b>           | <b>---</b> |
| 4515 marine shells  | 19          | ---        | ---        | ---        | 19         | ---                | 19                  | ---        |
| <b>Total primary manufactured goods</b>                         | <b>79</b>   | <b>79</b>  | <b>---</b> | <b>---</b> | <b>---</b> | <b>---</b>         | <b>---</b>          | <b>---</b> |
| <b>Subtotal paper products</b>                                  | <b>0</b>    | <b>0</b>   | <b>---</b> | <b>---</b> | <b>---</b> | <b>---</b>         | <b>---</b>          | <b>---</b> |
| 5120 paper & paperboard   | 0           | 0          | ---        | ---        | ---        | ---                | ---                 | ---        |
| 5190 paper products nec   | 0           | 0          | ---        | ---        | ---        | ---                | ---                 | ---        |
| <b>Subtotal lime, cement and glass</b>                          | <b>54</b>   | <b>54</b>  | <b>---</b> | <b>---</b> | <b>---</b> | <b>---</b>         | <b>---</b>          | <b>---</b> |
| 5220 cement & concrete  | 54          | 54         | ---        | ---        | ---        | ---                | ---                 | ---        |
| 5240 glass & glass prod.  | 1           | 1          | ---        | ---        | ---        | ---                | ---                 | ---        |
| 5290 misc. mineral prod.  | 0           | 0          | ---        | ---        | ---        | ---                | ---                 | ---        |
| <b>Subtotal primary iron and steel products</b>                 | <b>8</b>    | <b>8</b>   | <b>---</b> | <b>---</b> | <b>---</b> | <b>---</b>         | <b>---</b>          | <b>---</b> |
| 5320 i&s primary forms  | 2           | 2          | ---        | ---        | ---        | ---                | ---                 | ---        |
| 5330 i&s plates & sheets  | 6           | 6          | ---        | ---        | ---        | ---                | ---                 | ---        |
| <b>Subtotal primary non-ferrous metal products</b>              | <b>1</b>    | <b>1</b>   | <b>---</b> | <b>---</b> | <b>---</b> | <b>---</b>         | <b>---</b>          | <b>---</b> |
| 5422 aluminum   | 1           | 1          | ---        | ---        | ---        | ---                | ---                 | ---        |
| <b>Subtotal primary wood products</b>                           | <b>16</b>   | <b>16</b>  | <b>---</b> | <b>---</b> | <b>---</b> | <b>---</b>         | <b>---</b>          | <b>---</b> |
| 5540 primary wood prod.   | 16          | 16         | ---        | ---        | ---        | ---                | ---                 | ---        |
| <b>Total food and farm products</b>                             | <b>184</b>  | <b>0</b>   | <b>183</b> | <b>---</b> | <b>---</b> | <b>---</b>         | <b>---</b>          | <b>---</b> |
| <b>Subtotal grain</b>   | <b>179</b>  | <b>---</b> | <b>179</b> | <b>---</b> | <b>---</b> | <b>---</b>         | <b>---</b>          | <b>---</b> |
| 6442 rice   | 179         | ---        | 179        | ---        | ---        | ---                | ---                 | ---        |
| <b>Subtotal vegetable products</b>                              | <b>4</b>    | <b>---</b> | <b>4</b>   | <b>---</b> | <b>---</b> | <b>---</b>         | <b>---</b>          | <b>---</b> |
| 6653 vegetable oils   | 4           | ---        | 4          | ---        | ---        | ---                | ---                 | ---        |
| <b>Subtotal processed grain and animal feed</b>                 | <b>0</b>    | <b>0</b>   | <b>---</b> | <b>---</b> | <b>---</b> | <b>---</b>         | <b>---</b>          | <b>---</b> |
| 6747 grain mill products  | 0           | 0          | ---        | ---        | ---        | ---                | ---                 | ---        |
| <b>Subtotal other agricultural products</b>                     | <b>0</b>    | <b>0</b>   | <b>---</b> | <b>---</b> | <b>---</b> | <b>---</b>         | <b>---</b>          | <b>---</b> |
| 6838 tallow, animal oils  | 0           | 0          | ---        | ---        | ---        | ---                | ---                 | ---        |
| 6885 alcoholic beverages  | 0           | 0          | ---        | ---        | ---        | ---                | ---                 | ---        |
| 6889 food products nec  | 0           | 0          | ---        | ---        | ---        | ---                | ---                 | ---        |
| <b>Total all manufactured equipment, machinery and products</b> | <b>3</b>    | <b>3</b>   | <b>0</b>   | <b>---</b> | <b>---</b> | <b>---</b>         | <b>---</b>          | <b>---</b> |
| 7110 machinery (not elec)                                       | 0           | 0          | ---        | ---        | ---        | ---                | ---                 | ---        |
| 7400 manufac. wood prod.  | 3           | 3          | ---        | ---        | ---        | ---                | ---                 | ---        |
| 7500 textile products   | 0           | 0          | ---        | ---        | ---        | ---                | ---                 | ---        |
| 7600 rubber & plastic pr.                                       | 0           | 0          | 0          | ---        | ---        | ---                | ---                 | ---        |
| 7900 manufac. prod. nec   | 0           | 0          | ---        | ---        | ---        | ---                | ---                 | ---        |

SACRAMENTO RIVER, CA (INCLUDING COMMERCE OF SACRAMENTO RIVER DEEPWATER SHIP CHANNEL  
AND THE PORT OF SACRAMENTO, CA)  
Freight Traffic, 2002 - continued  
(thousand short tons)

| Commodity  | Grand Total   | Foreign       |               | Canadian     | Domestic   |            |            |            |
|--|---------------|---------------|---------------|--------------|------------|------------|------------|------------|
|  |               | Inbound       | Outbound*     | Inbound      | Total      | Coastwise  | Internal   |            |
|  |               |               |               |              |            |            | Shipments  | Inbound    |
|  |               |               |               |              |            | Upbound    | Downbnd    |            |
| <b>Total unknown or not elsewhere classified</b> | <b>0</b>      | <b>0</b>      | <b>---</b>    | <b>---</b>   | <b>---</b> | <b>---</b> | <b>---</b> | <b>---</b> |
| 9900 unknown or nec                              | 0             | 0             | ---           | ---          | ---        | ---        | ---        | ---        |
| <b>Ton-miles (x1000)</b>                         | <b>53,554</b> | <b>18,026</b> | <b>25,610</b> | <b>9,247</b> | <b>671</b> | <b>363</b> | <b>280</b> | <b>28</b>  |

**Tons All Traffic (x1000)** 657  
**Ton-miles All Traffic (x1000)** 53,554  
**Total Trip-ton-miles Internal and Intraport (x1000)** 1,884

\*Includes 13,227 tons of foreign outbound in-transits.

SACRAMENTO RIVER DEEPWATER SHIP CHANNEL, CA (INCLUDED IN SACRAMENTO RIVER, CA)

Section Included: A Deepwater Ship Channel from Suisun Bay to the Inland Harbor at Sacramento, a distance of 43 miles; a triangular shaped deep draft harbor and turning basin located at West Sacramento; a 1.5 mile-long barge canal with navigation lock connecting the deep draft harbor with the Sacramento River. Controlling Depth: 29 feet. in the Deepwater Ship Channel and triangular shaped harbor and turning basin; 13 feet in the barge canal. Project Depth: 30 feet in the Deepwater Ship Channel and triangular shaped harbor and turning basin; 13 feet in the barge canal.

Comparative Statement of Traffic (thousand short tons)

| Year | Total | Year | Total | Year | Total | Year        | Total      |
|------|-------|------|-------|------|-------|-------------|------------|
| 1993 | 1,078 | 1996 | 1,240 | 1999 | 912   | <b>2002</b> | <b>619</b> |
| 1994 | 1,542 | 1997 | 1,143 | 2000 | 852   |             |            |
| 1995 | 1,131 | 1998 | 925   | 2001 | 669   |             |            |

Freight Traffic, 2002 (thousand short tons)

| Commodity  | Grand Total | Foreign    |            | Canadian   | Domestic            |
|--|-------------|------------|------------|------------|---------------------|
|  |             | Inbound    | Outbound*  | Inbound    | Coastwise Shipments |
| <b>Total, all commodities</b>                        | <b>619</b>  | <b>210</b> | <b>298</b> | <b>108</b> | <b>4</b>            |
| <b>Total chemicals and related products</b>          | <b>163</b>  | <b>56</b>  | <b>---</b> | <b>108</b> | <b>---</b>          |
| <b>Subtotal fertilizers</b>                          | <b>119</b>  | <b>36</b>  | <b>---</b> | <b>83</b>  | <b>---</b>          |
| 3110 nitrogenous fert.                               | 95          | 12         | ---        | 83         | ---                 |
| 3190 fert. & mixes nec                               | 24          | 24         | ---        | ---        | ---                 |
| <b>Subtotal other chemicals and related products</b> | <b>44</b>   | <b>19</b>  | <b>---</b> | <b>25</b>  | <b>---</b>          |
| 3220 alcohols  | 0           | 0          | ---        | ---        | ---                 |
| 3240 nitrogen func. comp.                            | 0           | 0          | ---        | ---        | ---                 |
| 3273 ammonia   | 44          | 19         | ---        | 25         | ---                 |
| 3284 medicines                                       | 0           | 0          | ---        | ---        | ---                 |
| 3286 plastics  | 0           | 0          | ---        | ---        | ---                 |
| <b>Total crude materials, inedible except fuels</b>  | <b>189</b>  | <b>70</b>  | <b>115</b> | <b>---</b> | <b>4</b>            |
| <b>Subtotal forest products, wood and chips</b>      | <b>186</b>  | <b>67</b>  | <b>115</b> | <b>---</b> | <b>4</b>            |
| 4161 wood chips                                      | 119         | ---        | 115        | ---        | 4                   |
| 4170 wood in the rough                               | 15          | 15         | ---        | ---        | ---                 |
| 4189 lumber  | 52          | 52         | ---        | ---        | ---                 |
| <b>Subtotal soil, sand, gravel, rock and stone</b>   | <b>3</b>    | <b>3</b>   | <b>---</b> | <b>---</b> | <b>---</b>          |
| 4331 sand & gravel                                   | 3           | 3          | ---        | ---        | ---                 |
| <b>Total primary manufactured goods</b>              | <b>79</b>   | <b>79</b>  | <b>---</b> | <b>---</b> | <b>---</b>          |
| <b>Subtotal paper products</b>                       | <b>0</b>    | <b>0</b>   | <b>---</b> | <b>---</b> | <b>---</b>          |
| 5120 paper & paperboard                              | 0           | 0          | ---        | ---        | ---                 |
| 5190 paper products nec                              | 0           | 0          | ---        | ---        | ---                 |
| <b>Subtotal lime, cement and glass</b>               | <b>54</b>   | <b>54</b>  | <b>---</b> | <b>---</b> | <b>---</b>          |
| 5220 cement & concrete                               | 54          | 54         | ---        | ---        | ---                 |
| 5240 glass & glass prod.                             | 1           | 1          | ---        | ---        | ---                 |
| 5290 misc. mineral prod.                             | 0           | 0          | ---        | ---        | ---                 |
| <b>Subtotal primary iron and steel products</b>      | <b>8</b>    | <b>8</b>   | <b>---</b> | <b>---</b> | <b>---</b>          |
| 5320 i&s primary forms                               | 2           | 2          | ---        | ---        | ---                 |
| 5330 i&s plates & sheets                             | 6           | 6          | ---        | ---        | ---                 |
| <b>Subtotal primary non-ferrous metal products</b>   | <b>1</b>    | <b>1</b>   | <b>---</b> | <b>---</b> | <b>---</b>          |
| 5422 aluminum  | 1           | 1          | ---        | ---        | ---                 |
| <b>Subtotal primary wood products</b>                | <b>16</b>   | <b>16</b>  | <b>---</b> | <b>---</b> | <b>---</b>          |
| 5540 primary wood prod.                              | 16          | 16         | ---        | ---        | ---                 |
| <b>Total food and farm products</b>                  | <b>184</b>  | <b>0</b>   | <b>183</b> | <b>---</b> | <b>---</b>          |
| <b>Subtotal grain</b>                                | <b>179</b>  | <b>---</b> | <b>179</b> | <b>---</b> | <b>---</b>          |
| 6442 rice  | 179         | ---        | 179        | ---        | ---                 |
| <b>Subtotal vegetable products</b>                   | <b>4</b>    | <b>---</b> | <b>4</b>   | <b>---</b> | <b>---</b>          |
| 6653 vegetable oils                                  | 4           | ---        | 4          | ---        | ---                 |
| <b>Subtotal processed grain and animal feed</b>      | <b>0</b>    | <b>0</b>   | <b>---</b> | <b>---</b> | <b>---</b>          |
| 6747 grain mill products                             | 0           | 0          | ---        | ---        | ---                 |
| <b>Subtotal other agricultural products</b>          | <b>0</b>    | <b>0</b>   | <b>---</b> | <b>---</b> | <b>---</b>          |
| 6838 tallow, animal oils                             | 0           | 0          | ---        | ---        | ---                 |
| 6885 alcoholic beverages                             | 0           | 0          | ---        | ---        | ---                 |
| 6889 food products nec                               | 0           | 0          | ---        | ---        | ---                 |

SACRAMENTO RIVER DEEPWATER SHIP CHANNEL, CA (INCLUDED IN SACRAMENTO RIVER, CA)  
 Freight Traffic, 2002 - continued  
 (thousand short tons)

| Commodity   | Grand Total   | Foreign      |               | Canadian     | Domestic            |
|---|---------------|--------------|---------------|--------------|---------------------|
|   |               | Inbound      | Outbound*     | Inbound      | Coastwise Shipments |
| <b>Total all manufactured equipment, machinery and products</b> | <b>3</b>      | <b>3</b>     | <b>0</b>      | ---          | ---                 |
| 7110 machinery (not elec)                                       | 0             | 0            | ---           | ---          | ---                 |
| 7400 manufac. wood prod.  | 3             | 3            | ---           | ---          | ---                 |
| 7500 textile products   | 0             | 0            | ---           | ---          | ---                 |
| 7600 rubber & plastic pr.                                       | 0             | 0            | 0             | ---          | ---                 |
| 7900 manufac. prod. nec   | 0             | 0            | ---           | ---          | ---                 |
| <b>Total unknown or not elsewhere classified</b>                | <b>0</b>      | <b>0</b>     | ---           | ---          | ---                 |
| 9900 unknown or nec   | 0             | 0            | ---           | ---          | ---                 |
| <b>Ton-miles (x1000)</b>  | <b>25,385</b> | <b>8,594</b> | <b>12,209</b> | <b>4,409</b> | <b>173</b>          |

**Tons All Traffic (x1000) 619**  
**Ton-miles All Traffic (x1000) 25,385**

\*Includes 13,227 tons of foreign outbound in-transits.

SACRAMENTO, CA (INCLUDED IN SACRAMENTO RIVER, CA)

Section Included: A triangular shaped harbor and turning basin at Washington Lake, West Sacramento, adjacent to channel; a connecting barge canal to the Sacramento River shallow draft channel; thence upstream to a point approximately 6.6 miles upstream at Bryte. Controlling Depth: 29 feet in the deepwater channel harbor and turning basin; 13 feet in the connecting barge canal; 10 feet in the shallow draft channel. Project Depth: 30 feet in the deepwater channel harbor and turning basin; 13 feet in the connecting barge canal; 10 feet in the shallow draft channel.

Comparative Statement of Traffic (thousand short tons)

| Year | Total | Year | Total | Year | Total | Year        | Total      |
|------|-------|------|-------|------|-------|-------------|------------|
| 1993 | 1,078 | 1996 | 1,240 | 1999 | 915   | <b>2002</b> | <b>619</b> |
| 1994 | 1,545 | 1997 | 1,143 | 2000 | 852   |             |            |
| 1995 | 1,137 | 1998 | 925   | 2001 | 669   |             |            |

Freight Traffic, 2002 (thousand short tons)

| Commodity  | Grand Total | Foreign    |            | Canadian   | Domestic            |
|--|-------------|------------|------------|------------|---------------------|
|  |             | Inbound    | Outbound*  | Inbound    | Coastwise Shipments |
| <b>Total, all commodities</b>                        | <b>619</b>  | <b>210</b> | <b>298</b> | <b>108</b> | <b>4</b>            |
| <b>Total chemicals and related products</b>          | <b>163</b>  | <b>56</b>  | ---        | <b>108</b> | ---                 |
| <b>Subtotal fertilizers</b>                          | <b>119</b>  | <b>36</b>  | ---        | <b>83</b>  | ---                 |
| 3110 nitrogenous fert.                               | 95          | 12         | ---        | 83         | ---                 |
| 3190 fert. & mixes nec                               | 24          | 24         | ---        | ---        | ---                 |
| <b>Subtotal other chemicals and related products</b> | <b>44</b>   | <b>19</b>  | ---        | <b>25</b>  | ---                 |
| 3220 alcohols  | 0           | 0          | ---        | ---        | ---                 |
| 3240 nitrogen func. comp.                            | 0           | 0          | ---        | ---        | ---                 |
| 3273 ammonia   | 44          | 19         | ---        | 25         | ---                 |
| 3284 medicines                                       | 0           | 0          | ---        | ---        | ---                 |
| 3286 plastics  | 0           | 0          | ---        | ---        | ---                 |
| <b>Total crude materials, inedible except fuels</b>  | <b>189</b>  | <b>70</b>  | <b>115</b> | ---        | <b>4</b>            |
| <b>Subtotal forest products, wood and chips</b>      | <b>186</b>  | <b>67</b>  | <b>115</b> | ---        | <b>4</b>            |
| 4161 wood chips                                      | 119         | ---        | 115        | ---        | 4                   |
| 4170 wood in the rough                               | 15          | 15         | ---        | ---        | ---                 |
| 4189 lumber  | 52          | 52         | ---        | ---        | ---                 |
| <b>Subtotal soil, sand, gravel, rock and stone</b>   | <b>3</b>    | <b>3</b>   | ---        | ---        | ---                 |
| 4331 sand & gravel                                   | 3           | 3          | ---        | ---        | ---                 |
| <b>Total primary manufactured goods</b>              | <b>79</b>   | <b>79</b>  | ---        | ---        | ---                 |
| <b>Subtotal paper products</b>                       | <b>0</b>    | <b>0</b>   | ---        | ---        | ---                 |
| 5120 paper & paperboard                              | 0           | 0          | ---        | ---        | ---                 |
| 5190 paper products nec                              | 0           | 0          | ---        | ---        | ---                 |
| <b>Subtotal lime, cement and glass</b>               | <b>54</b>   | <b>54</b>  | ---        | ---        | ---                 |
| 5220 cement & concrete                               | 54          | 54         | ---        | ---        | ---                 |
| 5240 glass & glass prod.                             | 1           | 1          | ---        | ---        | ---                 |
| 5290 misc. mineral prod.                             | 0           | 0          | ---        | ---        | ---                 |
| <b>Subtotal primary iron and steel products</b>      | <b>8</b>    | <b>8</b>   | ---        | ---        | ---                 |
| 5320 i&s primary forms                               | 2           | 2          | ---        | ---        | ---                 |
| 5330 i&s plates & sheets                             | 6           | 6          | ---        | ---        | ---                 |
| <b>Subtotal primary non-ferrous metal products</b>   | <b>1</b>    | <b>1</b>   | ---        | ---        | ---                 |
| 5422 aluminum  | 1           | 1          | ---        | ---        | ---                 |
| <b>Subtotal primary wood products</b>                | <b>16</b>   | <b>16</b>  | ---        | ---        | ---                 |
| 5540 primary wood prod.                              | 16          | 16         | ---        | ---        | ---                 |
| <b>Total food and farm products</b>                  | <b>184</b>  | <b>0</b>   | <b>183</b> | ---        | ---                 |
| <b>Subtotal grain</b>                                | <b>179</b>  | ---        | <b>179</b> | ---        | ---                 |
| 6442 rice  | 179         | ---        | 179        | ---        | ---                 |
| <b>Subtotal vegetable products</b>                   | <b>4</b>    | ---        | <b>4</b>   | ---        | ---                 |
| 6653 vegetable oils                                  | 4           | ---        | 4          | ---        | ---                 |

SACRAMENTO, CA (INCLUDED IN SACRAMENTO RIVER, CA)  
Freight Traffic, 2002 - continued  
(thousand short tons)

| Commodity   | Grand Total | Foreign  |            | Canadian<br>Inbound | Domestic<br>Coastwise<br>Shipments |
|---|-------------|----------|------------|---------------------|------------------------------------|
|   |             | Inbound  | Outbound*  |                     |                                    |
| <b>Subtotal processed grain and animal feed</b>                 | <b>0</b>    | <b>0</b> | <b>---</b> | <b>---</b>          | <b>---</b>                         |
| 6747 grain mill products  | 0           | 0        | ---        | ---                 | ---                                |
| <b>Subtotal other agricultural products</b>                     | <b>0</b>    | <b>0</b> | <b>---</b> | <b>---</b>          | <b>---</b>                         |
| 6838 tallow, animal oils  | 0           | 0        | ---        | ---                 | ---                                |
| 6885 alcoholic beverages  | 0           | 0        | ---        | ---                 | ---                                |
| 6889 food products nec  | 0           | 0        | ---        | ---                 | ---                                |
| <b>Total all manufactured equipment, machinery and products</b> | <b>3</b>    | <b>3</b> | <b>0</b>   | <b>---</b>          | <b>---</b>                         |
| 7110 machinery (not elec)                                       | 0           | 0        | ---        | ---                 | ---                                |
| 7400 manufac. wood prod.  | 3           | 3        | ---        | ---                 | ---                                |
| 7500 textile products   | 0           | 0        | ---        | ---                 | ---                                |
| 7600 rubber & plastic pr.                                       | 0           | 0        | 0          | ---                 | ---                                |
| 7900 manufac. prod. nec   | 0           | 0        | ---        | ---                 | ---                                |
| <b>Total unknown or not elsewhere classified</b>                | <b>0</b>    | <b>0</b> | <b>---</b> | <b>---</b>          | <b>---</b>                         |
| 9900 unknown or nec   | 0           | 0        | ---        | ---                 | ---                                |

\*Includes 13,227 tons of foreign outbound in-transits.

SAN JOAQUIN RIVER, CA (INCLUDING COMMERCE OF PORT OF STOCKTON, CA)

Section Included: From mouth of New York Slough to city of Stockton, 41 miles; from Stockton Channel to Hills Ferry, 84 miles. Controlling Depth: mouth of river to Mormon Channel, Stockton, 35 feet; other connecting channels, 2 feet to 9 feet; to Edison Street, 22 feet. Project Depth: 35 feet from the mouth of New York Slough to Mormon Channel at Stockton; 30 feet from Mormon Channel to Edison Street; other connecting channels, 9 feet.

Comparative Statement of Traffic (thousand short tons)

| Year | Total | Year | Total | Year | Total | Year        | Total        |
|------|-------|------|-------|------|-------|-------------|--------------|
| 1993 | 2,493 | 1996 | 2,716 | 1999 | 3,051 | <b>2002</b> | <b>4,840</b> |
| 1994 | 3,337 | 1997 | 3,292 | 2000 | 3,755 |             |              |
| 1995 | 3,315 | 1998 | 3,325 | 2001 | 3,996 |             |              |

Freight Traffic, 2002 (thousand short tons)

| Commodity  | Grand Total  | Foreign      |              | Canadian<br>Inbound | Domestic          |            |                     |                    |            |
|--|--------------|--------------|--------------|---------------------|-------------------|------------|---------------------|--------------------|------------|
|  |              | Inbound*     | Outbound*    |                     | Total<br>Receipts | Coastwise  | Internal            |                    |            |
|  |              |              |              | Inbound<br>Upbound  |                   |            | Outbound<br>Downbnd | Through<br>Upbound |            |
| <b>Total, all commodities</b>                        | <b>4,840</b> | <b>2,749</b> | <b>1,707</b> | <b>219</b>          | <b>165</b>        | <b>12</b>  | <b>81</b>           | <b>34</b>          | <b>39</b>  |
| <b>Total petroleum and petroleum products</b>        | <b>905</b>   | <b>6</b>     | <b>865</b>   | <b>---</b>          | <b>34</b>         | <b>---</b> | <b>---</b>          | <b>34</b>          | <b>---</b> |
| <b>Subtotal petroleum products</b>                   | <b>905</b>   | <b>6</b>     | <b>865</b>   | <b>---</b>          | <b>34</b>         | <b>---</b> | <b>---</b>          | <b>34</b>          | <b>---</b> |
| 2350 lube oil & greases                              | 45           | 2            | 8            | ---                 | 34                | ---        | ---                 | 34                 | ---        |
| 2410 petro. jelly & waxes                            | 4            | 4            | ---          | ---                 | ---               | ---        | ---                 | ---                | ---        |
| 2540 petroleum coke                                  | 856          | ---          | 856          | ---                 | ---               | ---        | ---                 | ---                | ---        |
| <b>Total chemicals and related products</b>          | <b>766</b>   | <b>530</b>   | <b>5</b>     | <b>219</b>          | <b>12</b>         | <b>12</b>  | <b>---</b>          | <b>---</b>         | <b>---</b> |
| <b>Subtotal fertilizers</b>                          | <b>424</b>   | <b>416</b>   | <b>---</b>   | <b>---</b>          | <b>9</b>          | <b>9</b>   | <b>---</b>          | <b>---</b>         | <b>---</b> |
| 3110 nitrogenous fert.                               | 403          | 395          | ---          | ---                 | 9                 | 9          | ---                 | ---                | ---        |
| 3130 potassic fert.                                  | 7            | 7            | ---          | ---                 | ---               | ---        | ---                 | ---                | ---        |
| 3190 fert. & mixes nec                               | 13           | 13           | ---          | ---                 | ---               | ---        | ---                 | ---                | ---        |
| <b>Subtotal other chemicals and related products</b> | <b>342</b>   | <b>114</b>   | <b>5</b>     | <b>219</b>          | <b>3</b>          | <b>3</b>   | <b>---</b>          | <b>---</b>         | <b>---</b> |
| 3211 acyclic hydrocarbons                            | 5            | ---          | 5            | ---                 | ---               | ---        | ---                 | ---                | ---        |
| 3230 carboxylic acids                                | 4            | 4            | ---          | ---                 | ---               | ---        | ---                 | ---                | ---        |
| 3240 nitrogen func. comp.                            | 0            | 0            | ---          | ---                 | ---               | ---        | ---                 | ---                | ---        |
| 3250 organo - inorg. comp.                           | 0            | ---          | 0            | ---                 | ---               | ---        | ---                 | ---                | ---        |
| 3273 ammonia   | 252          | 72           | ---          | 181                 | ---               | ---        | ---                 | ---                | ---        |
| 3274 sodium hydroxide                                | 63           | 24           | ---          | 39                  | ---               | ---        | ---                 | ---                | ---        |
| 3275 inorg. elem., oxides, & halogen salts           | 1            | 1            | ---          | ---                 | ---               | ---        | ---                 | ---                | ---        |
| 3276 metallic salts                                  | 11           | 8            | ---          | ---                 | 3                 | 3          | ---                 | ---                | ---        |
| 3284 medicines                                       | 6            | 6            | ---          | ---                 | ---               | ---        | ---                 | ---                | ---        |
| 3286 plastics  | 0            | 0            | ---          | ---                 | ---               | ---        | ---                 | ---                | ---        |
| <b>Total crude materials, inedible except fuels</b>  | <b>693</b>   | <b>214</b>   | <b>416</b>   | <b>---</b>          | <b>62</b>         | <b>---</b> | <b>24</b>           | <b>---</b>         | <b>39</b>  |
| <b>Subtotal forest products, wood and chips</b>      | <b>2</b>     | <b>0</b>     | <b>1</b>     | <b>---</b>          | <b>---</b>        | <b>---</b> | <b>---</b>          | <b>---</b>         | <b>---</b> |
| 4161 wood chips                                      | 1            | ---          | 1            | ---                 | ---               | ---        | ---                 | ---                | ---        |
| 4189 lumber  | 0            | 0            | ---          | ---                 | ---               | ---        | ---                 | ---                | ---        |
| <b>Subtotal soil, sand, gravel, rock and stone</b>   | <b>276</b>   | <b>214</b>   | <b>---</b>   | <b>---</b>          | <b>62</b>         | <b>---</b> | <b>24</b>           | <b>---</b>         | <b>39</b>  |
| 4323 gypsum  | 214          | 214          | ---          | ---                 | ---               | ---        | ---                 | ---                | ---        |
| 4331 sand & gravel                                   | 62           | ---          | ---          | ---                 | 62                | ---        | 24                  | ---                | 39         |

SAN JOAQUIN RIVER, CA (INCLUDING COMMERCE OF PORT OF STOCKTON, CA)  
 Freight Traffic, 2002 - continued  
 (thousand short tons)

| Commodity   | Grand Total    | Foreign       |                | Canadian     | Domestic     |                       |                    |                     |                    |
|---|----------------|---------------|----------------|--------------|--------------|-----------------------|--------------------|---------------------|--------------------|
|   |                | Inbound*      | Outbound*      | Inbound      | Total        | Coastwise<br>Receipts | Internal           |                     |                    |
|   |                |               |                |              |              |                       | Inbound<br>Upbound | Outbound<br>Downbnd | Through<br>Upbound |
| <b>Subtotal iron ore and scrap</b>                              | <b>73</b>      | ---           | <b>73</b>      | ---          | ---          | ---                   | ---                | ---                 | ---                |
| 4420 iron & steel scrap   | 73             | ---           | 73             | ---          | ---          | ---                   | ---                | ---                 | ---                |
| <b>Subtotal sulphur, clay and salt</b>                          | <b>342</b>     | ---           | <b>342</b>     | ---          | ---          | ---                   | ---                | ---                 | ---                |
| 4741 sulphur, (dry)   | 342            | ---           | 342            | ---          | ---          | ---                   | ---                | ---                 | ---                |
| <b>Total primary manufactured goods</b>                         | <b>1,381</b>   | <b>1,381</b>  | ---            | ---          | ---          | ---                   | ---                | ---                 | ---                |
| <b>Subtotal paper products</b>                                  | <b>0</b>       | <b>0</b>      | ---            | ---          | ---          | ---                   | ---                | ---                 | ---                |
| 5120 paper & paperboard   | 0              | 0             | ---            | ---          | ---          | ---                   | ---                | ---                 | ---                |
| <b>Subtotal lime, cement and glass</b>                          | <b>498</b>     | <b>498</b>    | ---            | ---          | ---          | ---                   | ---                | ---                 | ---                |
| 5220 cement & concrete  | 497            | 497           | ---            | ---          | ---          | ---                   | ---                | ---                 | ---                |
| 5240 glass & glass prod.  | 0              | 0             | ---            | ---          | ---          | ---                   | ---                | ---                 | ---                |
| 5290 misc. mineral prod.  | 0              | 0             | ---            | ---          | ---          | ---                   | ---                | ---                 | ---                |
| <b>Subtotal primary iron and steel products</b>                 | <b>176</b>     | <b>176</b>    | ---            | ---          | ---          | ---                   | ---                | ---                 | ---                |
| 5330 i&s plates & sheets  | 144            | 144           | ---            | ---          | ---          | ---                   | ---                | ---                 | ---                |
| 5360 i&s bars & shapes  | 16             | 16            | ---            | ---          | ---          | ---                   | ---                | ---                 | ---                |
| 5370 i&s pipe & tube  | 16             | 16            | ---            | ---          | ---          | ---                   | ---                | ---                 | ---                |
| <b>Subtotal primary non-ferrous metal products</b>              | <b>703</b>     | <b>703</b>    | ---            | ---          | ---          | ---                   | ---                | ---                 | ---                |
| 5480 fab. metal products  | 703            | 703           | ---            | ---          | ---          | ---                   | ---                | ---                 | ---                |
| <b>Subtotal primary wood products</b>                           | <b>5</b>       | <b>5</b>      | ---            | ---          | ---          | ---                   | ---                | ---                 | ---                |
| 5540 primary wood prod.   | 5              | 5             | ---            | ---          | ---          | ---                   | ---                | ---                 | ---                |
| <b>Total food and farm products</b>                             | <b>1,014</b>   | <b>538</b>    | <b>419</b>     | ---          | <b>57</b>    | ---                   | <b>57</b>          | ---                 | ---                |
| <b>Subtotal grain</b>   | <b>413</b>     | ---           | <b>413</b>     | ---          | ---          | ---                   | ---                | ---                 | ---                |
| 6241 wheat  | 91             | ---           | 91             | ---          | ---          | ---                   | ---                | ---                 | ---                |
| 6442 rice   | 322            | ---           | 322            | ---          | ---          | ---                   | ---                | ---                 | ---                |
| <b>Subtotal oilseeds</b>  | <b>211</b>     | <b>206</b>    | <b>4</b>       | ---          | ---          | ---                   | ---                | ---                 | ---                |
| 6590 oilseeds nec   | 211            | 206           | 4              | ---          | ---          | ---                   | ---                | ---                 | ---                |
| <b>Subtotal vegetable products</b>                              | <b>59</b>      | <b>59</b>     | ---            | ---          | ---          | ---                   | ---                | ---                 | ---                |
| 6653 vegetable oils   | 59             | 59            | ---            | ---          | ---          | ---                   | ---                | ---                 | ---                |
| <b>Subtotal processed grain and animal feed</b>                 | <b>56</b>      | <b>56</b>     | ---            | ---          | ---          | ---                   | ---                | ---                 | ---                |
| 6781 hay & fodder   | 28             | 28            | ---            | ---          | ---          | ---                   | ---                | ---                 | ---                |
| 6782 animal feed, prep.   | 28             | 28            | ---            | ---          | ---          | ---                   | ---                | ---                 | ---                |
| <b>Subtotal other agricultural products</b>                     | <b>275</b>     | <b>216</b>    | <b>2</b>       | ---          | <b>57</b>    | ---                   | <b>57</b>          | ---                 | ---                |
| 6838 tallow, animal oils  | 2              | ---           | 2              | ---          | ---          | ---                   | ---                | ---                 | ---                |
| 6865 molasses   | 250            | 193           | ---            | ---          | 57           | ---                   | 57                 | ---                 | ---                |
| 6885 alcoholic beverages  | 0              | 0             | ---            | ---          | ---          | ---                   | ---                | ---                 | ---                |
| 6888 water & ice  | 0              | 0             | ---            | ---          | ---          | ---                   | ---                | ---                 | ---                |
| 6889 food products nec  | 1              | 1             | ---            | ---          | ---          | ---                   | ---                | ---                 | ---                |
| 6899 farm products nec  | 22             | 22            | ---            | ---          | ---          | ---                   | ---                | ---                 | ---                |
| <b>Total all manufactured equipment, machinery and products</b> | <b>80</b>      | <b>79</b>     | <b>1</b>       | <b>0</b>     | ---          | ---                   | ---                | ---                 | ---                |
| 7110 machinery (not elec)                                       | 80             | 79            | 1              | 0            | ---          | ---                   | ---                | ---                 | ---                |
| 7210 vehicles & parts   | 0              | ---           | 0              | ---          | ---          | ---                   | ---                | ---                 | ---                |
| 7600 rubber & plastic pr.                                       | 0              | ---           | 0              | ---          | ---          | ---                   | ---                | ---                 | ---                |
| 7900 manufac. prod. nec   | 0              | ---           | 0              | ---          | ---          | ---                   | ---                | ---                 | ---                |
| <b>Total unknown or not elsewhere classified</b>                | <b>0</b>       | <b>0</b>      | ---            | ---          | ---          | ---                   | ---                | ---                 | ---                |
| 9900 unknown or nec   | 0              | 0             | ---            | ---          | ---          | ---                   | ---                | ---                 | ---                |
| <b>Ton-miles (x1000)</b>  | <b>110,854</b> | <b>62,958</b> | <b>36,040</b>  | <b>7,623</b> | <b>4,234</b> | <b>490</b>            | <b>2,811</b>       | <b>34</b>           | <b>898</b>         |
| <b>Tons All Traffic (x1000)</b>                                 |                |               | <b>4,840</b>   |              |              |                       |                    |                     |                    |
| <b>Ton-miles All Traffic (x1000)</b>                            |                |               | <b>110,854</b> |              |              |                       |                    |                     |                    |
| <b>Total Trip-ton-miles Internal and Intraport (x1000)</b>      |                |               | <b>11,634</b>  |              |              |                       |                    |                     |                    |

\*Includes 182 tons of foreign inbound in-transits; Includes 79,215 tons of foreign outbound in-transits.

STOCKTON, CA (INCLUDED IN SAN JOAQUIN RIVER, CA)

Section Included: Harbor at Stockton (and vicinity). Controlling Depth: 35 feet in Stockton Channel up to mouth of Mormon Channel; 8 feet in Mormon Channel; 8 feet in Fremont Channel, McLeod Lake and in the head of Stockton Channel. Project Depth: (Included in San Joaquin River project).

Comparative Statement of Traffic (thousand short tons)

| Year | Total | Year | Total | Year | Total | Year        | Total        |
|------|-------|------|-------|------|-------|-------------|--------------|
| 1993 | 1,103 | 1996 | 1,143 | 1999 | 1,315 | <b>2002</b> | <b>2,428</b> |
| 1994 | 1,609 | 1997 | 1,647 | 2000 | 2,051 |             |              |
| 1995 | 1,320 | 1998 | 1,339 | 2001 | 2,605 |             |              |

Freight Traffic, 2002 (thousand short tons)

| Commodity   | Grand Total  | Foreign      |            | Canadian   | Domestic   |            |            |
|---|--------------|--------------|------------|------------|------------|------------|------------|
|   |              | Inbound*     | Outbound*  | Inbound    | Total      | Coastwise  | Internal   |
|   |              |              |            |            | Receipts   | Receipts   | Receipts   |
| <b>Total, all commodities</b>                                   | <b>2,428</b> | <b>1,356</b> | <b>822</b> | <b>181</b> | <b>69</b>  | <b>12</b>  | <b>57</b>  |
| <b>Total petroleum and petroleum products</b>                   | <b>42</b>    | <b>---</b>   | <b>42</b>  | <b>---</b> | <b>---</b> | <b>---</b> | <b>---</b> |
| <b>Subtotal petroleum products</b>                              | <b>42</b>    | <b>---</b>   | <b>42</b>  | <b>---</b> | <b>---</b> | <b>---</b> | <b>---</b> |
| 2540 petroleum coke   | 42           | ---          | 42         | ---        | ---        | ---        | ---        |
| <b>Total chemicals and related products</b>                     | <b>697</b>   | <b>504</b>   | <b>0</b>   | <b>181</b> | <b>12</b>  | <b>12</b>  | <b>---</b> |
| <b>Subtotal fertilizers</b>                                     | <b>424</b>   | <b>416</b>   | <b>---</b> | <b>---</b> | <b>9</b>   | <b>9</b>   | <b>---</b> |
| 3110 nitrogenous fert.  | 403          | 395          | ---        | ---        | 9          | 9          | ---        |
| 3130 potassic fert.   | 7            | 7            | ---        | ---        | ---        | ---        | ---        |
| 3190 fert. & mixes nec  | 13           | 13           | ---        | ---        | ---        | ---        | ---        |
| <b>Subtotal other chemicals and related products</b>            | <b>273</b>   | <b>89</b>    | <b>0</b>   | <b>181</b> | <b>3</b>   | <b>3</b>   | <b>---</b> |
| 3230 carboxylic acids   | 3            | 3            | ---        | ---        | ---        | ---        | ---        |
| 3240 nitrogen func. comp.                                       | 0            | 0            | ---        | ---        | ---        | ---        | ---        |
| 3250 organo - inorg. comp.                                      | 0            | ---          | 0          | ---        | ---        | ---        | ---        |
| 3273 ammonia  | 252          | 72           | ---        | 181        | ---        | ---        | ---        |
| 3275 inorg. elem., oxides, & halogen salts                      | 1            | 1            | ---        | ---        | ---        | ---        | ---        |
| 3276 metallic salts   | 11           | 8            | ---        | ---        | 3          | 3          | ---        |
| 3284 medicines  | 6            | 6            | ---        | ---        | ---        | ---        | ---        |
| 3286 plastics   | 0            | 0            | ---        | ---        | ---        | ---        | ---        |
| <b>Total crude materials, inedible except fuels</b>             | <b>386</b>   | <b>0</b>     | <b>386</b> | <b>---</b> | <b>---</b> | <b>---</b> | <b>---</b> |
| <b>Subtotal forest products, wood and chips</b>                 | <b>2</b>     | <b>0</b>     | <b>1</b>   | <b>---</b> | <b>---</b> | <b>---</b> | <b>---</b> |
| 4161 wood chips   | 1            | ---          | 1          | ---        | ---        | ---        | ---        |
| 4189 lumber   | 0            | 0            | ---        | ---        | ---        | ---        | ---        |
| <b>Subtotal iron ore and scrap</b>                              | <b>73</b>    | <b>---</b>   | <b>73</b>  | <b>---</b> | <b>---</b> | <b>---</b> | <b>---</b> |
| 4420 iron & steel scrap   | 73           | ---          | 73         | ---        | ---        | ---        | ---        |
| <b>Subtotal sulphur, clay and salt</b>                          | <b>312</b>   | <b>---</b>   | <b>312</b> | <b>---</b> | <b>---</b> | <b>---</b> | <b>---</b> |
| 4741 sulphur, (dry)   | 312          | ---          | 312        | ---        | ---        | ---        | ---        |
| <b>Total primary manufactured goods</b>                         | <b>238</b>   | <b>238</b>   | <b>---</b> | <b>---</b> | <b>---</b> | <b>---</b> | <b>---</b> |
| <b>Subtotal paper products</b>                                  | <b>0</b>     | <b>0</b>     | <b>---</b> | <b>---</b> | <b>---</b> | <b>---</b> | <b>---</b> |
| 5120 paper & paperboard   | 0            | 0            | ---        | ---        | ---        | ---        | ---        |
| <b>Subtotal lime, cement and glass</b>                          | <b>196</b>   | <b>196</b>   | <b>---</b> | <b>---</b> | <b>---</b> | <b>---</b> | <b>---</b> |
| 5220 cement & concrete  | 196          | 196          | ---        | ---        | ---        | ---        | ---        |
| 5240 glass & glass prod.  | 0            | 0            | ---        | ---        | ---        | ---        | ---        |
| 5290 misc. mineral prod.  | 0            | 0            | ---        | ---        | ---        | ---        | ---        |
| <b>Subtotal primary iron and steel products</b>                 | <b>35</b>    | <b>35</b>    | <b>---</b> | <b>---</b> | <b>---</b> | <b>---</b> | <b>---</b> |
| 5330 i&s plates & sheets  | 2            | 2            | ---        | ---        | ---        | ---        | ---        |
| 5360 i&s bars & shapes  | 16           | 16           | ---        | ---        | ---        | ---        | ---        |
| 5370 i&s pipe & tube  | 16           | 16           | ---        | ---        | ---        | ---        | ---        |
| <b>Subtotal primary non-ferrous metal products</b>              | <b>2</b>     | <b>2</b>     | <b>---</b> | <b>---</b> | <b>---</b> | <b>---</b> | <b>---</b> |
| 5480 fab. metal products  | 2            | 2            | ---        | ---        | ---        | ---        | ---        |
| <b>Subtotal primary wood products</b>                           | <b>5</b>     | <b>5</b>     | <b>---</b> | <b>---</b> | <b>---</b> | <b>---</b> | <b>---</b> |
| 5540 primary wood prod.   | 5            | 5            | ---        | ---        | ---        | ---        | ---        |
| <b>Total food and farm products</b>                             | <b>985</b>   | <b>535</b>   | <b>393</b> | <b>---</b> | <b>57</b>  | <b>---</b> | <b>57</b>  |
| <b>Subtotal grain</b>   | <b>386</b>   | <b>---</b>   | <b>386</b> | <b>---</b> | <b>---</b> | <b>---</b> | <b>---</b> |
| 6241 wheat  | 91           | ---          | 91         | ---        | ---        | ---        | ---        |
| 6442 rice   | 295          | ---          | 295        | ---        | ---        | ---        | ---        |
| <b>Subtotal oilseeds</b>  | <b>211</b>   | <b>206</b>   | <b>4</b>   | <b>---</b> | <b>---</b> | <b>---</b> | <b>---</b> |
| 6590 oilseeds nec   | 211          | 206          | 4          | ---        | ---        | ---        | ---        |
| <b>Subtotal vegetable products</b>                              | <b>56</b>    | <b>56</b>    | <b>---</b> | <b>---</b> | <b>---</b> | <b>---</b> | <b>---</b> |
| 6653 vegetable oils   | 56           | 56           | ---        | ---        | ---        | ---        | ---        |
| <b>Subtotal processed grain and animal feed</b>                 | <b>56</b>    | <b>56</b>    | <b>---</b> | <b>---</b> | <b>---</b> | <b>---</b> | <b>---</b> |
| 6781 hay & fodder   | 28           | 28           | ---        | ---        | ---        | ---        | ---        |
| 6782 animal feed, prep.   | 28           | 28           | ---        | ---        | ---        | ---        | ---        |
| <b>Subtotal other agricultural products</b>                     | <b>275</b>   | <b>216</b>   | <b>2</b>   | <b>---</b> | <b>57</b>  | <b>---</b> | <b>57</b>  |
| 6838 tallow, animal oils  | 2            | ---          | 2          | ---        | ---        | ---        | ---        |
| 6865 molasses   | 250          | 193          | ---        | ---        | 57         | ---        | 57         |
| 6885 alcoholic beverages  | 0            | 0            | ---        | ---        | ---        | ---        | ---        |
| 6888 water & ice  | 0            | 0            | ---        | ---        | ---        | ---        | ---        |
| 6889 food products nec  | 1            | 1            | ---        | ---        | ---        | ---        | ---        |
| 6899 farm products nec  | 22           | 22           | ---        | ---        | ---        | ---        | ---        |
| <b>Total all manufactured equipment, machinery and products</b> | <b>80</b>    | <b>79</b>    | <b>1</b>   | <b>---</b> | <b>---</b> | <b>---</b> | <b>---</b> |
| 7110 machinery (not elec)                                       | 80           | 79           | 1          | ---        | ---        | ---        | ---        |
| 7600 rubber & plastic pr.                                       | 0            | ---          | 0          | ---        | ---        | ---        | ---        |
| <b>Total unknown or not elsewhere classified</b>                | <b>0</b>     | <b>0</b>     | <b>---</b> | <b>---</b> | <b>---</b> | <b>---</b> | <b>---</b> |
| 9900 unknown or nec   | 0            | 0            | ---        | ---        | ---        | ---        | ---        |

\*Includes 182 tons of foreign inbound in-transits; Includes 56,069 tons of foreign outbound in-transits.

Other Harbors and Waterways 2002

| Harbor or Waterway<br>Project | Commodity   | Thousand Short Tons |
|-------------------------------|---|---------------------|
| MIDDLE RIVER, CA              | 4331 sand & gravel  | 7                   |
|                               | <b>Total Tons(x1000)</b>                                  | <b>7</b>            |
|                               | <b>Total Ton-miles(x1000)</b>                             | <b>56</b>           |
|                               | <b>Total Trip-ton-miles Internal and Intraport(x1000)</b> | <b>552</b>          |
| MOKELUMNE RIVER, CA           | 4331 sand & gravel  | 21                  |
|                               | <b>Total Tons(x1000)</b>                                  | <b>21</b>           |
|                               | <b>Total Ton-miles(x1000)</b>                             | <b>178</b>          |
|                               | <b>Total Trip-ton-miles Internal and Intraport(x1000)</b> | <b>1,661</b>        |
| OLD RIVER, CA                 | 4331 sand & gravel  | 11                  |
|                               | <b>Total Tons(x1000)</b>                                  | <b>11</b>           |
|                               | <b>Total Ton-miles(x1000)</b>                             | <b>161</b>          |
|                               | <b>Total Trip-Ton-Miles Internal and Intraport(x1000)</b> | <b>935</b>          |



TOTAL WATERBORNE COMMERCE OF THE SAN FRANCISCO BAY AND DELTA AREAS, CA

Freight Traffic, 2002  
(thousand short tons)

| Locality                                    | *Foreign/Canadian |          | Domestic  |          |                      |           | Total  | Percent | Through Traffic |
|---|-------------------|----------|-----------|----------|----------------------|-----------|--------|---------|-----------------|
|   | Inbound           | Outbound | Coastwise |          | Internal             |           |        |         |                 |
|   |                   |          | Receipts  | Shipmnts | Receipts<br>Shipmnts | Intraport |        |         |                 |
| ALVISO SLOUGH, CA                           | ---               | ---      | ---       | ---      | ---                  | ---       | ---    | 0.00    | ---             |
| BERKELEY, CA                                | ---               | ---      | ---       | ---      | ---                  | ---       | ---    | 0.00    | ---             |
| CARQUINEZ STRAIT, CA                        | 4,231             | 1,040    | 6,854     | 767      | 817                  | 42        | 13,750 | 21.12   | 8,198           |
| COYOTE HILL SLOUGH, CA                      | ---               | ---      | ---       | ---      | ---                  | ---       | ---    | 0.00    | ---             |
| NAPA RIVER, CA                              | ---               | ---      | ---       | ---      | 123                  | ---       | 123    | 0.19    | ---             |
| NEWARK SLOUGH, CA                           | ---               | ---      | ---       | ---      | ---                  | ---       | ---    | 0.00    | ---             |
| OAKLAND HARBOR, CA                          | 4,021             | 5,439    | 336       | 1,077    | 1,582                | ---       | 12,455 | 19.13   | ---             |
| OTHER SAN FRANCISCO BAY<br>AREA PORTS, CA   | ---               | ---      | 52        | 67       | 2,463                | 14        | 2,597  | 3.99    | ---             |
| PETALUMA RIVER, CA                          | ---               | ---      | ---       | ---      | 323                  | ---       | 323    | 0.50    | ---             |
| REDWOOD CITY HARBOR, CA                     | 659               | 159      | ---       | ---      | ---                  | ---       | 818    | 1.26    | ---             |
| RICHMOND HARBOR, CA                         | 8,692             | 1,621    | 5,768     | 2,790    | 2,504                | 526       | 21,901 | 33.64   | ---             |
| SACRAMENTO RIVER, CA                        | 317               | 298      | ---       | 4        | 38                   | ---       | 657    | 1.01    | ---             |
| SAN FRANCISCO HARBOR, CA                    | 1,069             | 96       | 0         | ---      | 840                  | ---       | 2,006  | 3.08    | ---             |
| SAN JOAQUIN RIVER, CA**                     | 2,968             | 1,707    | 12        | ---      | 115                  | ---       | 4,802  | 7.38    | 39              |
| SAN PABLO BAY AND MARE<br>ISLAND STRAIT, CA | 1,116             | 283      | 256       | 615      | 425                  | ---       | 2,695  | 4.14    | 21,684          |
| SAN RAFAEL CREEK, CA                        | ---               | ---      | ---       | ---      | ---                  | ---       | ---    | 0.00    | ---             |
| SUISUN BAY CHANNEL, CA                      | 660               | 239      | 430       | 499      | 1,043                | 106       | 2,977  | 4.57    | 5,492           |
| SUISUN CHANNEL, CA                          | ---               | ---      | ---       | ---      | ---                  | ---       | ---    | 0.00    | ---             |
| TOTAL (UNADJUSTED)                          | 23,733            | 10,882   | 13,709    | 5,819    | 10,274               | 688       | 65,105 | ---     | 35,412          |
| PERCENT (UNADJUSTED)                        | 36.45             | 16.71    | 21.06     | 8.94     | 15.78                | 1.06      | ---    | 100.00  | ---             |
| NET VOLUME OF TONNAGE<br>FOR THE AREA***    | 23,733            | 10,882   | 13,709    | 5,819    | 5,157                | 688       | 59,987 | ---     | ---             |
| PERCENT (ADJUSTED)                          | 39.56             | 18.14    | 22.85     | 9.70     | 8.60                 | 1.15      | ---    | 100.00  | ---             |

\* Not included in the tonnage of the Bay and Delta Areas.

\*\* Tributaries to San Joaquin River include Mokelumne Middle, and Old River.

\*\*\* Adjusted to net volume by excluding duplication of internal traffic moved between ports and waterways of the San Francisco Bay and Delta Areas.

SAN FRANCISCO BAY ENTRANCE, CA

Section Included: Main ship channel. Controlling Depth: Main ship channel, 55.0 feet. Project Depth: Main ship channel, 55 feet.

Comparative Statement of Traffic (thousand short tons)

| Year | Total  | Year | Total  | Year | Total  | Year        | Total         |
|------|--------|------|--------|------|--------|-------------|---------------|
| 1993 | 65,727 | 1996 | 59,850 | 1999 | 50,666 | <b>2002</b> | <b>54,143</b> |
| 1994 | 67,220 | 1997 | 53,698 | 2000 | 51,387 |             |               |
| 1995 | 61,356 | 1998 | 49,929 | 2001 | 56,965 |             |               |

Freight Traffic, 2002 (thousand short tons)

| Commodity                                     | Grand Total   | Foreign       |               | Canadian     |            | Domestic      |               |              |
|---|---------------|---------------|---------------|--------------|------------|---------------|---------------|--------------|
|   |               | Through       |               | Through      |            | Total         | Coastwise     |              |
|   |               | Upbound*      | Downbnd*      | Upbound*     | Downbnd*   |               | Upbound       | Downbnd      |
| <b>Total, all commodities</b>                 | <b>54,143</b> | <b>21,952</b> | <b>10,769</b> | <b>1,781</b> | <b>113</b> | <b>19,528</b> | <b>13,709</b> | <b>5,819</b> |
| <b>Total coal</b>                             | <b>1</b>      | <b>0</b>      | <b>0</b>      | <b>---</b>   | <b>---</b> | <b>---</b>    | <b>---</b>    | <b>---</b>   |
| 1100 coal lignite                             | 1             | 0             | 0             | ---          | ---        | ---           | ---           | ---          |
| 1200 coal coke                                | 0             | 0             | ---           | ---          | ---        | ---           | ---           | ---          |
| <b>Total petroleum and petroleum products</b> | <b>33,182</b> | <b>11,997</b> | <b>3,137</b>  | <b>151</b>   | <b>79</b>  | <b>17,819</b> | <b>13,304</b> | <b>4,515</b> |
| <b>Subtotal crude petroleum</b>               | <b>20,641</b> | <b>9,534</b>  | <b>10</b>     | <b>79</b>    | <b>---</b> | <b>11,018</b> | <b>10,982</b> | <b>37</b>    |
| 2100 crude petroleum                          | 20,641        | 9,534         | 10            | 79           | ---        | 11,018        | 10,982        | 37           |
| <b>Subtotal petroleum products</b>            | <b>12,541</b> | <b>2,463</b>  | <b>3,127</b>  | <b>71</b>    | <b>79</b>  | <b>6,800</b>  | <b>2,322</b>  | <b>4,478</b> |
| 2211 gasoline                                 | 3,797         | 267           | 95            | ---          | 79         | 3,356         | 758           | 2,598        |
| 2221 kerosene                                 | 290           | 285           | ---           | 5            | ---        | ---           | ---           | ---          |
| 2330 distillate fuel oil                      | 2,498         | 478           | 304           | 17           | ---        | 1,699         | 1,227         | 472          |
| 2340 residual fuel oil                        | 2,776         | 727           | 1,135         | ---          | ---        | 914           | 70            | 845          |
| 2350 lube oil & greases                       | 836           | 58            | 84            | 50           | ---        | 645           | 101           | 544          |
| 2410 petro. jelly & waxes                     | 77            | 76            | 1             | ---          | ---        | ---           | ---           | ---          |
| 2429 naphtha & solvents                       | 843           | 414           | 271           | ---          | ---        | 158           | 141           | 17           |
| 2430 asphalt, tar & pitch                     | 1             | ---           | 1             | ---          | ---        | ---           | ---           | ---          |
| 2540 petroleum coke                           | 1,404         | 159           | 1,236         | 0            | ---        | 9             | 9             | ---          |
| 2640 liquid natural gas                       | 1             | 0             | 0             | ---          | ---        | 1             | 0             | 1            |
| 2990 petro. products nec                      | 18            | ---           | ---           | ---          | ---        | 18            | 17            | 2            |

SAN FRANCISCO BAY ENTRANCE, CA  
Freight Traffic, 2002 - continued  
(thousand short tons)

| Commodity  | Grand Total  | Foreign      |              | Canadian   |           | Domestic   |            |            |
|--|--------------|--------------|--------------|------------|-----------|------------|------------|------------|
|  |              | Through      |              | Through    |           | Total      | Coastwise  |            |
|  |              | Upbound*     | Downbnd*     | Upbound*   | Downbnd*  |            | Through    |            |
|  |              |              |              |            |           | Upbound    | Downbnd    |            |
| <b>Total chemicals and related products</b>          | <b>3,795</b> | <b>1,781</b> | <b>702</b>   | <b>841</b> | <b>30</b> | <b>441</b> | <b>188</b> | <b>252</b> |
| <b>Subtotal fertilizers</b>                          | <b>610</b>   | <b>487</b>   | <b>10</b>    | <b>83</b>  | <b>12</b> | <b>18</b>  | <b>10</b>  | <b>7</b>   |
| 3110 nitrogenous fert.                               | 511          | 419          | 0            | 83         | —         | 9          | 9          | —          |
| 3120 phosphatic fert.                                | 1            | —            | 1            | —          | —         | —          | —          | —          |
| 3130 potassic fert.                                  | 13           | 13           | 0            | —          | —         | —          | —          | —          |
| 3190 fert. & mixes nec                               | 86           | 56           | 9            | 0          | 12        | 9          | 2          | 7          |
| <b>Subtotal other chemicals and related products</b> | <b>3,185</b> | <b>1,293</b> | <b>692</b>   | <b>758</b> | <b>19</b> | <b>423</b> | <b>178</b> | <b>245</b> |
| 3211 acyclic hydrocarbons                            | 109          | 0            | 64           | 27         | —         | 19         | —          | 19         |
| 3212 benzene & toluene                               | 148          | 91           | 0            | —          | 5         | 51         | 27         | 24         |
| 3219 other hydrocarbons                              | 4            | 2            | 2            | —          | —         | —          | —          | —          |
| 3220 alcohols  | 362          | 59           | 4            | 131        | —         | 167        | —          | 167        |
| 3230 carboxylic acids                                | 27           | 24           | 4            | 0          | —         | —          | —          | —          |
| 3240 nitrogen func. comp.                            | 40           | 17           | 23           | —          | —         | —          | —          | —          |
| 3250 organo - inorg. comp.                           | 7            | 3            | 4            | 0          | —         | —          | —          | —          |
| 3260 organic comp. nec                               | 973          | 721          | 3            | 249        | —         | —          | —          | —          |
| 3272 sulphuric acid                                  | 1            | 1            | 1            | —          | —         | —          | —          | —          |
| 3273 ammonia   | 297          | 91           | 1            | 205        | —         | —          | —          | —          |
| 3274 sodium hydroxide                                | 148          | 82           | 0            | 44         | —         | 21         | 21         | —          |
| 3275 inorg. elem., oxides, & halogen salts           | 410          | 9            | 373          | 0          | —         | 28         | 28         | 0          |
| 3276 metallic salts                                  | 33           | 24           | 6            | 0          | —         | 3          | 3          | —          |
| 3279 inorganic chem. nec                             | 37           | 3            | 34           | 0          | —         | —          | —          | —          |
| 3281 radioactive material                            | 4            | 1            | 3            | —          | —         | 0          | 0          | —          |
| 3282 pigments & paints                               | 17           | 5            | 9            | 0          | —         | 3          | —          | 3          |
| 3283 coloring mat. nec                               | 3            | 0            | 2            | —          | —         | —          | —          | —          |
| 3284 medicines                                       | 43           | 32           | 11           | 0          | —         | 1          | 0          | 1          |
| 3285 perfumes & cleansers                            | 43           | 8            | 26           | 0          | —         | 10         | 0          | 10         |
| 3286 plastics  | 137          | 55           | 80           | 0          | —         | 3          | 0          | 2          |
| 3291 pesticides                                      | 3            | 2            | 1            | —          | —         | 0          | —          | 0          |
| 3292 starches, gluten, glue                          | 54           | 41           | 13           | 0          | —         | 0          | —          | 0          |
| 3293 explosives                                      | 2            | 1            | 0            | —          | —         | 0          | 0          | 0          |
| 3297 chemical additives                              | 122          | 6            | 2            | —          | 0         | 115        | 97         | 18         |
| 3298 wood & resin chem.                              | 1            | 1            | —            | —          | —         | —          | —          | —          |
| 3299 chem. products nec                              | 160          | 15           | 28           | 101        | 13        | 3          | 1          | 1          |
| <b>Total crude materials, inedible except fuels</b>  | <b>4,473</b> | <b>1,130</b> | <b>2,590</b> | <b>734</b> | <b>0</b>  | <b>18</b>  | <b>5</b>   | <b>14</b>  |
| <b>Subtotal forest products, wood and chips</b>      | <b>440</b>   | <b>277</b>   | <b>147</b>   | <b>2</b>   | <b>0</b>  | <b>15</b>  | <b>4</b>   | <b>11</b>  |
| 4110 rubber & gums                                   | 0            | 0            | 0            | —          | —         | —          | —          | —          |
| 4150 fuel wood                                       | 2            | 2            | 0            | —          | —         | —          | —          | —          |
| 4161 wood chips                                      | 120          | 0            | 116          | —          | —         | 4          | —          | 4          |
| 4170 wood in the rough                               | 44           | 41           | 3            | 0          | —         | 0          | 0          | —          |
| 4189 lumber  | 265          | 227          | 26           | 1          | 0         | 11         | 4          | 7          |
| 4190 forest products nec                             | 8            | 7            | 1            | 1          | —         | 0          | 0          | 0          |
| <b>Subtotal pulp and waste paper</b>                 | <b>1,088</b> | <b>1</b>     | <b>1,087</b> | <b>—</b>   | <b>—</b>  | <b>0</b>   | <b>—</b>   | <b>0</b>   |
| 4225 pulp & waste paper                              | 1,088        | 1            | 1,087        | —          | —         | 0          | —          | 0          |
| <b>Subtotal soil, sand, gravel, rock and stone</b>   | <b>1,500</b> | <b>764</b>   | <b>2</b>     | <b>733</b> | <b>—</b>  | <b>1</b>   | <b>0</b>   | <b>1</b>   |
| 4310 building stone                                  | 38           | 36           | 0            | 1          | —         | —          | —          | —          |
| 4322 limestone                                       | 4            | 3            | 1            | 0          | —         | —          | —          | —          |
| 4323 gypsum  | 716          | 716          | 0            | —          | —         | —          | —          | —          |
| 4331 sand & gravel                                   | 741          | 9            | 1            | 732        | —         | —          | —          | —          |
| 4338 soil & fill dirt                                | 1            | —            | —            | —          | —         | 1          | 0          | 1          |
| <b>Subtotal iron ore and scrap</b>                   | <b>869</b>   | <b>0</b>     | <b>869</b>   | <b>—</b>   | <b>—</b>  | <b>0</b>   | <b>0</b>   | <b>0</b>   |
| 4420 iron & steel scrap                              | 869          | 0            | 869          | —          | —         | 0          | 0          | 0          |
| <b>Subtotal marine shells</b>                        | <b>0</b>     | <b>0</b>     | <b>0</b>     | <b>—</b>   | <b>—</b>  | <b>—</b>   | <b>—</b>   | <b>—</b>   |
| 4515 marine shells                                   | 0            | 0            | 0            | —          | —         | —          | —          | —          |
| <b>Subtotal non-ferrous ores and scrap</b>           | <b>129</b>   | <b>69</b>    | <b>60</b>    | <b>—</b>   | <b>—</b>  | <b>0</b>   | <b>0</b>   | <b>—</b>   |
| 4630 copper ore                                      | 0            | —            | 0            | —          | —         | —          | —          | —          |
| 4650 aluminum ore                                    | 69           | 68           | 1            | —          | —         | —          | —          | —          |
| 4680 non-ferrous scrap                               | 53           | 0            | 53           | —          | —         | 0          | 0          | —          |
| 4690 non-ferrous ores nec                            | 6            | 1            | 6            | —          | —         | —          | —          | —          |
| <b>Subtotal sulphur, clay and salt</b>               | <b>357</b>   | <b>9</b>     | <b>347</b>   | <b>—</b>   | <b>—</b>  | <b>—</b>   | <b>—</b>   | <b>—</b>   |
| 4741 sulphur, (dry)                                  | 351          | 8            | 342          | —          | —         | —          | —          | —          |
| 4782 clay & refrac. mat.                             | 6            | 1            | 5            | —          | —         | —          | —          | —          |
| <b>Subtotal slag</b>                                 | <b>6</b>     | <b>6</b>     | <b>0</b>     | <b>—</b>   | <b>—</b>  | <b>—</b>   | <b>—</b>   | <b>—</b>   |
| 4860 slag  | 6            | 6            | 0            | —          | —         | —          | —          | —          |
| <b>Subtotal other non-metal. min.</b>                | <b>85</b>    | <b>5</b>     | <b>78</b>    | <b>0</b>   | <b>0</b>  | <b>2</b>   | <b>0</b>   | <b>2</b>   |
| 4900 non-metal. min. nec                             | 85           | 5            | 78           | 0          | 0         | 2          | 0          | 2          |
| <b>Total primary manufactured goods</b>              | <b>3,069</b> | <b>2,586</b> | <b>416</b>   | <b>19</b>  | <b>0</b>  | <b>48</b>  | <b>5</b>   | <b>43</b>  |
| <b>Subtotal paper products</b>                       | <b>183</b>   | <b>101</b>   | <b>62</b>    | <b>11</b>  | <b>0</b>  | <b>8</b>   | <b>2</b>   | <b>6</b>   |
| 5110 newsprint                                       | 27           | 16           | 1            | 10         | —         | 1          | 0          | 0          |
| 5120 paper & paperboard                              | 107          | 59           | 45           | 1          | —         | 2          | 0          | 2          |
| 5190 paper products nec                              | 48           | 26           | 17           | —          | 0         | 5          | 1          | 4          |
| <b>Subtotal lime, cement and glass</b>               | <b>1,173</b> | <b>1,125</b> | <b>19</b>    | <b>5</b>   | <b>0</b>  | <b>23</b>  | <b>1</b>   | <b>22</b>  |
| 5220 cement & concrete                               | 884          | 882          | 0            | —          | —         | 1          | 0          | 1          |
| 5240 glass & glass prod.                             | 108          | 98           | 9            | 1          | 0         | 0          | 0          | 0          |
| 5290 misc. mineral prod.                             | 181          | 145          | 10           | 5          | —         | 21         | 1          | 20         |
| <b>Subtotal primary iron and steel products</b>      | <b>379</b>   | <b>349</b>   | <b>28</b>    | <b>0</b>   | <b>—</b>  | <b>2</b>   | <b>—</b>   | <b>2</b>   |
| 5312 pig iron  | 2            | 1            | 1            | —          | —         | —          | —          | —          |
| 5315 ferro alloys                                    | 0            | 0            | —            | —          | —         | —          | —          | —          |

SAN FRANCISCO BAY ENTRANCE, CA  
Freight Traffic, 2002 - continued  
(thousand short tons)

| Commodity   | Grand Total  | Foreign      |              | Canadian  |          | Domestic   |            |            |
|---|--------------|--------------|--------------|-----------|----------|------------|------------|------------|
|   |              | Through      |              | Through   |          | Total      | Coastwise  |            |
|   |              | Upbound*     | Downbnd*     | Upbound*  | Downbnd* |            | Through    |            |
|   |              |              |              |           |          | Upbound    | Downbnd    |            |
| 5320 i&s primary forms  | 27           | 22           | 5            | 0         | —        | —          | —          | —          |
| 5330 i&s plates & sheets  | 202          | 183          | 19           | —         | —        | —          | —          | —          |
| 5360 i&s bars & shapes  | 36           | 36           | 0            | 0         | —        | —          | —          | —          |
| 5370 i&s pipe & tube  | 100          | 98           | 1            | 0         | —        | 2          | —          | 2          |
| 5390 primary i&s nec  | 11           | 8            | 2            | —         | —        | —          | —          | —          |
| <b>Subtotal primary non-ferrous metal products</b>              | <b>1,276</b> | <b>955</b>   | <b>304</b>   | <b>2</b>  | <b>—</b> | <b>15</b>  | <b>2</b>   | <b>13</b>  |
| 5421 copper   | 5            | 3            | 2            | 0         | —        | —          | —          | —          |
| 5422 aluminum   | 24           | 19           | 4            | 0         | —        | —          | —          | —          |
| 5429 smelted prod. nec  | 277          | 5            | 272          | —         | —        | —          | —          | —          |
| 5480 fab. metal products  | 970          | 927          | 27           | 2         | —        | 15         | 2          | 13         |
| <b>Subtotal primary wood products</b>                           | <b>59</b>    | <b>57</b>    | <b>1</b>     | <b>1</b>  | <b>—</b> | <b>0</b>   | <b>—</b>   | <b>0</b>   |
| 5540 primary wood prod.   | 59           | 57           | 1            | 1         | —        | 0          | —          | 0          |
| <b>Total food and farm products</b>                             | <b>6,420</b> | <b>2,428</b> | <b>3,457</b> | <b>31</b> | <b>3</b> | <b>502</b> | <b>86</b>  | <b>416</b> |
| <b>Subtotal fish</b>  | <b>68</b>    | <b>19</b>    | <b>48</b>    | <b>0</b>  | <b>1</b> | <b>1</b>   | <b>—</b>   | <b>1</b>   |
| 6134 fish (not shellfish)                                       | 34           | 12           | 20           | 0         | 0        | 1          | —          | 1          |
| 6136 shellfish  | 35           | 6            | 27           | 0         | 1        | —          | —          | —          |
| <b>Subtotal grain</b>   | <b>891</b>   | <b>69</b>    | <b>780</b>   | <b>—</b>  | <b>—</b> | <b>41</b>  | <b>0</b>   | <b>41</b>  |
| 6241 wheat  | 126          | 1            | 126          | —         | —        | —          | —          | —          |
| 6344 corn   | 12           | 0            | 12           | —         | —        | 0          | 0          | 0          |
| 6442 rice   | 752          | 68           | 643          | —         | —        | 41         | —          | 41         |
| 6443 barley & rye   | 0            | —            | 0            | —         | —        | —          | —          | —          |
| 6445 oats   | 0            | 0            | 0            | —         | —        | —          | —          | —          |
| 6447 sorghum grains   | 0            | —            | 0            | —         | —        | —          | —          | —          |
| <b>Subtotal oilseeds</b>  | <b>300</b>   | <b>272</b>   | <b>29</b>    | <b>0</b>  | <b>—</b> | <b>—</b>   | <b>—</b>   | <b>—</b>   |
| 6521 peanuts  | 1            | 1            | 0            | —         | —        | —          | —          | —          |
| 6522 soybeans   | 14           | 1            | 13           | —         | —        | —          | —          | —          |
| 6534 flaxseed   | 0            | 0            | —            | —         | —        | —          | —          | —          |
| 6590 oilseeds nec   | 285          | 269          | 16           | 0         | —        | —          | —          | —          |
| <b>Subtotal vegetable products</b>                              | <b>661</b>   | <b>325</b>   | <b>301</b>   | <b>8</b>  | <b>0</b> | <b>27</b>  | <b>2</b>   | <b>26</b>  |
| 6653 vegetable oils   | 282          | 236          | 45           | 0         | 0        | —          | —          | —          |
| 6654 vegetables & prod.   | 379          | 89           | 255          | 7         | 0        | 27         | 2          | 26         |
| <b>Subtotal processed grain and animal feed</b>                 | <b>518</b>   | <b>81</b>    | <b>421</b>   | <b>1</b>  | <b>0</b> | <b>16</b>  | <b>1</b>   | <b>15</b>  |
| 6746 wheat flour  | 8            | 2            | 3            | —         | —        | 4          | 0          | 4          |
| 6747 grain mill products  | 56           | 19           | 35           | 1         | 0        | 2          | 0          | 2          |
| 6781 hay & fodder   | 239          | 29           | 210          | —         | —        | 0          | —          | 0          |
| 6782 animal feed, prep.   | 215          | 32           | 173          | —         | 0        | 9          | 1          | 9          |
| <b>Subtotal other agricultural products</b>                     | <b>3,982</b> | <b>1,662</b> | <b>1,878</b> | <b>22</b> | <b>2</b> | <b>417</b> | <b>83</b>  | <b>334</b> |
| 6811 meat, fresh, frozen  | 505          | 62           | 398          | 0         | —        | 45         | 0          | 45         |
| 6817 meat, prepared   | 16           | 2            | 14           | 0         | —        | —          | —          | —          |
| 6822 dairy products   | 84           | 8            | 45           | 0         | 0        | 31         | 0          | 31         |
| 6835 fish, prepared   | 18           | 14           | 4            | 0         | —        | —          | —          | —          |
| 6838 tallow, animal oils  | 24           | 0            | 24           | —         | —        | —          | —          | —          |
| 6839 animals & prod. nec  | 140          | 3            | 127          | 0         | 0        | 11         | 3          | 7          |
| 6856 bananas & plantains  | 2            | 1            | 0            | 0         | —        | 0          | —          | 0          |
| 6857 fruit & nuts nec   | 511          | 26           | 479          | 1         | 1        | 5          | 3          | 2          |
| 6858 fruit juices   | 212          | 137          | 44           | 1         | 0        | 30         | 30         | 0          |
| 6861 sugar  | 599          | 597          | 1            | 0         | —        | 0          | —          | 0          |
| 6865 molasses   | 227          | 193          | —            | —         | —        | 34         | 34         | —          |
| 6871 coffee   | 107          | 98           | 3            | 2         | —        | 4          | 1          | 2          |
| 6872 cocoa beans  | 16           | 15           | 0            | 0         | —        | —          | —          | —          |
| 6885 alcoholic beverages  | 617          | 324          | 245          | 12        | 1        | 35         | 0          | 35         |
| 6887 groceries  | 47           | —            | —            | —         | —        | 47         | 0          | 47         |
| 6888 water & ice  | 87           | 25           | 58           | 4         | —        | —          | —          | —          |
| 6889 food products nec  | 506          | 122          | 226          | 2         | 0        | 156        | 7          | 149        |
| 6891 tobacco & products   | 46           | 2            | 43           | 0         | —        | 1          | —          | 1          |
| 6893 cotton   | 157          | 0            | 157          | —         | —        | —          | —          | —          |
| 6894 natural fibers nec   | 3            | 2            | 2            | —         | —        | —          | —          | —          |
| 6899 farm products nec  | 56           | 30           | 8            | 0         | —        | 17         | 3          | 14         |
| <b>Total all manufactured equipment, machinery and products</b> | <b>2,778</b> | <b>1,765</b> | <b>325</b>   | <b>4</b>  | <b>1</b> | <b>684</b> | <b>118</b> | <b>566</b> |
| 7110 machinery (not elec)                                       | 288          | 188          | 43           | 1         | 0        | 57         | 25         | 32         |
| 7120 electrical machinery                                       | 302          | 263          | 37           | 0         | 0        | 1          | 0          | 1          |
| 7210 vehicles & parts   | 579          | 424          | 51           | 0         | 0        | 105        | 31         | 73         |
| 7220 aircraft & parts   | 1            | 1            | 0            | 0         | 0        | 0          | 0          | 0          |
| 7230 ships & boats  | 1            | 1            | 1            | 0         | 0        | 0          | 0          | 0          |
| 7300 ordnance & access.   | 1            | 1            | 0            | 0         | —        | —          | —          | —          |
| 7400 manufac. wood prod.  | 81           | 46           | 25           | 0         | 0        | 11         | 5          | 6          |
| 7500 textile products   | 166          | 143          | 19           | 0         | 0        | 3          | 1          | 2          |
| 7600 rubber & plastic pr.                                       | 153          | 120          | 30           | 0         | 0        | 2          | 0          | 2          |
| 7900 manufac. prod. nec   | 1,206        | 579          | 119          | 3         | 0        | 505        | 56         | 449        |
| <b>Total unknown or not elsewhere classified</b>                | <b>425</b>   | <b>265</b>   | <b>143</b>   | <b>2</b>  | <b>0</b> | <b>15</b>  | <b>3</b>   | <b>12</b>  |
| 9900 unknown or nec   | 425          | 265          | 143          | 2         | 0        | 15         | 3          | 12         |

\*Includes 217,323 tons of foreign upbound through in-transits; Includes 166,940 tons of foreign downbound through in-transits;  
Includes 2,420 tons of Canadian upbound through in-transits; Includes 63 tons of Canadian downbound through in-transits.

SAN FRANCISCO HARBOR, CA

Section Included: From Fort Point to San Francisco Airport on the west side of the San Francisco Bay. Controlling Depth: Main ship channel, 55.0 feet; Presidio Shoal, 34.1 feet; Black Point Shoal, 35.5 feet; Rincon Reef Rock (inner), 41 feet; Rincon Reef (outer), 42.5 feet; Blossom Rock, 40 feet; Alcatraz Shoal, 34.5 feet; Arch Rock, 36.2 feet; Harding Rocks, 36.7 feet; Shag Rocks 1 and 2, 36.9 feet; Point Knox Shoal, 38.2 feet, Islais Creek Shoal, 38.2 feet; channel and basin at San Francisco Airport, 6.8 feet in the maintained 200-foot wide southerly portion; 8 feet in the maintained portion of turning basin, 8.6 feet to seaplane ramp. Project Depth: 55 feet in entrance channel across the bar; 40 feet across Presidio Shoal, Black Point Shoal, Blossom Rock, Rincon Reef Rock, and a portion of Alcatraz Shoal; 37 feet across Arch, Shag, and Harding Rocks; 35 feet across Racoon Shoal, and the western part of Point Knox Shoal; 35 feet across Islais Creek Shoal; 10 feet to the San Francisco Airport.

Comparative Statement of Traffic (thousand short tons)

| Year | Total | Year | Total | Year | Total | Year        | Total        |
|------|-------|------|-------|------|-------|-------------|--------------|
| 1993 | 2,340 | 1996 | 1,982 | 1999 | 1,933 | <b>2002</b> | <b>2,006</b> |
| 1994 | 1,739 | 1997 | 1,003 | 2000 | 3,588 |             |              |
| 1995 | 1,330 | 1998 | 1,330 | 2001 | 2,298 |             |              |

Freight Traffic, 2002 (thousand short tons)

| Commodity  | Grand Total  | Foreign    |            | Canadian   | Domestic   |            |            |
|--|--------------|------------|------------|------------|------------|------------|------------|
|  |              | Inbound*   | Outbound*  |            | Inbound    | Total      | Internal   |
|  |              |            |            | Receipts   |            | Shipments  |            |
| <b>Total, all commodities</b>                        | <b>2,006</b> | <b>285</b> | <b>96</b>  | <b>784</b> | <b>840</b> | <b>812</b> | <b>28</b>  |
| <b>Total petroleum and petroleum products</b>        | <b>98</b>    | <b>23</b>  | <b>0</b>   | <b>---</b> | <b>75</b>  | <b>48</b>  | <b>28</b>  |
| <b>Subtotal petroleum products</b>                   | <b>98</b>    | <b>23</b>  | <b>0</b>   | <b>---</b> | <b>75</b>  | <b>48</b>  | <b>28</b>  |
| 2340 residual fuel oil                               | 62           | 18         | ---        | ---        | 43         | 43         | ---        |
| 2350 lube oil & greases                              | 32           | ---        | 0          | ---        | 32         | 4          | 28         |
| 2410 petro. jelly & waxes                            | 5            | 5          | ---        | ---        | ---        | ---        | ---        |
| 2429 naphtha & solvents                              | 0            | ---        | 0          | ---        | ---        | ---        | ---        |
| 2540 petroleum coke                                  | 0            | ---        | 0          | ---        | ---        | ---        | ---        |
| <b>Total chemicals and related products</b>          | <b>83</b>    | <b>3</b>   | <b>1</b>   | <b>79</b>  | <b>---</b> | <b>---</b> | <b>---</b> |
| <b>Subtotal fertilizers</b>                          | <b>0</b>     | <b>0</b>   | <b>0</b>   | <b>---</b> | <b>---</b> | <b>---</b> | <b>---</b> |
| 3190 fert. & mixes nec                               | 0            | 0          | 0          | ---        | ---        | ---        | ---        |
| <b>Subtotal other chemicals and related products</b> | <b>83</b>    | <b>3</b>   | <b>1</b>   | <b>79</b>  | <b>---</b> | <b>---</b> | <b>---</b> |
| 3219 other hydrocarbons                              | 0            | 0          | ---        | ---        | ---        | ---        | ---        |
| 3220 alcohols  | 1            | 1          | 0          | ---        | ---        | ---        | ---        |
| 3230 carboxylic acids                                | 0            | 0          | 0          | ---        | ---        | ---        | ---        |
| 3240 nitrogen func. comp.                            | 0            | 0          | ---        | ---        | ---        | ---        | ---        |
| 3260 organic comp. nec                               | 0            | 0          | ---        | ---        | ---        | ---        | ---        |
| 3272 sulphuric acid                                  | 0            | ---        | 0          | ---        | ---        | ---        | ---        |
| 3274 sodium hydroxide                                | 0            | 0          | ---        | ---        | ---        | ---        | ---        |
| 3275 inorg. elem., oxides, & halogen salts           | 1            | 0          | 0          | ---        | ---        | ---        | ---        |
| 3276 metallic salts                                  | 1            | 1          | 0          | 0          | ---        | ---        | ---        |
| 3279 inorganic chem. nec                             | 0            | 0          | ---        | ---        | ---        | ---        | ---        |
| 3282 pigments & paints                               | 0            | 0          | 0          | ---        | ---        | ---        | ---        |
| 3284 medicines                                       | 0            | 0          | ---        | ---        | ---        | ---        | ---        |
| 3285 perfumes & cleansers                            | 0            | 0          | 0          | ---        | ---        | ---        | ---        |
| 3286 plastics  | 1            | 1          | 0          | ---        | ---        | ---        | ---        |
| 3292 starches, gluten, glue                          | 0            | ---        | 0          | 0          | ---        | ---        | ---        |
| 3299 chem. products nec                              | 79           | 0          | 0          | 79         | ---        | ---        | ---        |
| <b>Total crude materials, inedible except fuels</b>  | <b>1,464</b> | <b>51</b>  | <b>5</b>   | <b>697</b> | <b>712</b> | <b>712</b> | <b>---</b> |
| <b>Subtotal forest products, wood and chips</b>      | <b>51</b>    | <b>50</b>  | <b>0</b>   | <b>1</b>   | <b>---</b> | <b>---</b> | <b>---</b> |
| 4150 fuel wood                                       | 0            | ---        | 0          | ---        | ---        | ---        | ---        |
| 4161 wood chips                                      | 0            | 0          | ---        | ---        | ---        | ---        | ---        |
| 4170 wood in the rough                               | 0            | 0          | 0          | 0          | ---        | ---        | ---        |
| 4189 lumber  | 50           | 50         | 0          | 1          | ---        | ---        | ---        |
| 4190 forest products nec                             | 0            | 0          | 0          | ---        | ---        | ---        | ---        |
| <b>Subtotal pulp and waste paper</b>                 | <b>5</b>     | <b>---</b> | <b>5</b>   | <b>---</b> | <b>---</b> | <b>---</b> | <b>---</b> |
| 4225 pulp & waste paper                              | 5            | ---        | 5          | ---        | ---        | ---        | ---        |
| <b>Subtotal soil, sand, gravel, rock and stone</b>   | <b>1,409</b> | <b>0</b>   | <b>---</b> | <b>696</b> | <b>712</b> | <b>712</b> | <b>---</b> |
| 4310 building stone                                  | 0            | 0          | ---        | ---        | ---        | ---        | ---        |
| 4331 sand & gravel                                   | 1,408        | ---        | ---        | 696        | 712        | 712        | ---        |
| <b>Subtotal other non-metal. min.</b>                | <b>0</b>     | <b>0</b>   | <b>---</b> | <b>---</b> | <b>---</b> | <b>---</b> | <b>---</b> |
| 4900 non-metal. min. nec                             | 0            | 0          | ---        | ---        | ---        | ---        | ---        |
| <b>Total primary manufactured goods</b>              | <b>156</b>   | <b>95</b>  | <b>2</b>   | <b>6</b>   | <b>53</b>  | <b>53</b>  | <b>---</b> |
| <b>Subtotal paper products</b>                       | <b>19</b>    | <b>13</b>  | <b>1</b>   | <b>6</b>   | <b>---</b> | <b>---</b> | <b>---</b> |
| 5110 newsprint                                       | 18           | 12         | ---        | 6          | ---        | ---        | ---        |
| 5120 paper & paperboard                              | 1            | 0          | 1          | ---        | ---        | ---        | ---        |
| 5190 paper products nec                              | 1            | 0          | 0          | ---        | ---        | ---        | ---        |
| <b>Subtotal lime, cement and glass</b>               | <b>56</b>    | <b>3</b>   | <b>0</b>   | <b>---</b> | <b>53</b>  | <b>53</b>  | <b>---</b> |
| 5240 glass & glass prod.                             | 2            | 2          | 0          | ---        | ---        | ---        | ---        |
| 5290 misc. mineral prod.                             | 55           | 2          | 0          | ---        | 53         | 53         | ---        |
| <b>Subtotal primary iron and steel products</b>      | <b>67</b>    | <b>67</b>  | <b>0</b>   | <b>---</b> | <b>---</b> | <b>---</b> | <b>---</b> |
| 5320 i&s primary forms                               | 2            | 2          | ---        | ---        | ---        | ---        | ---        |
| 5330 i&s plates & sheets                             | 3            | 3          | ---        | ---        | ---        | ---        | ---        |
| 5360 i&s bars & shapes                               | 5            | 5          | ---        | ---        | ---        | ---        | ---        |
| 5370 i&s pipe & tube                                 | 57           | 57         | 0          | ---        | ---        | ---        | ---        |
| 5390 primary i&s nec                                 | 0            | 0          | ---        | ---        | ---        | ---        | ---        |
| <b>Subtotal primary non-ferrous metal products</b>   | <b>3</b>     | <b>2</b>   | <b>1</b>   | <b>0</b>   | <b>---</b> | <b>---</b> | <b>---</b> |
| 5421 copper  | 0            | ---        | 0          | ---        | ---        | ---        | ---        |
| 5422 aluminum  | 0            | ---        | 0          | ---        | ---        | ---        | ---        |
| 5429 smelted prod. nec                               | 0            | 0          | 0          | ---        | ---        | ---        | ---        |
| 5480 fab. metal products                             | 3            | 2          | 1          | 0          | ---        | ---        | ---        |
| <b>Subtotal primary wood products</b>                | <b>10</b>    | <b>10</b>  | <b>0</b>   | <b>---</b> | <b>---</b> | <b>---</b> | <b>---</b> |
| 5540 primary wood prod.                              | 10           | 10         | 0          | ---        | ---        | ---        | ---        |

SAN FRANCISCO HARBOR, CA  
Freight Traffic, 2002 - continued  
(thousand short tons)

| Commodity   | Grand Total | Foreign    |           | Canadian | Domestic |           |     |
|---|-------------|------------|-----------|----------|----------|-----------|-----|
|   |             | Inbound*   | Outbound* | Inbound  | Total    | Internal  |     |
|   |             |            |           |          | Receipts | Shipments |     |
| <b>Total food and farm products</b>                             | <b>187</b>  | <b>100</b> | <b>84</b> | <b>3</b> | ---      | ---       | --- |
| <b>Subtotal fish</b>  | <b>1</b>    | <b>0</b>   | <b>0</b>  | ---      | ---      | ---       | --- |
| 6134 fish (not shellfish)                                       | 1           | 0          | 0         | ---      | ---      | ---       | --- |
| 6136 shellfish  | 0           | 0          | 0         | ---      | ---      | ---       | --- |
| <b>Subtotal grain</b>   | <b>35</b>   | <b>0</b>   | <b>35</b> | ---      | ---      | ---       | --- |
| 6241 wheat  | 34          | ---        | 34        | ---      | ---      | ---       | --- |
| 6344 corn   | 0           | 0          | 0         | ---      | ---      | ---       | --- |
| 6442 rice   | 1           | ---        | 1         | ---      | ---      | ---       | --- |
| <b>Subtotal oilseeds</b>  | <b>1</b>    | <b>1</b>   | ---       | <b>0</b> | ---      | ---       | --- |
| 6590 oilseeds nec   | 1           | 1          | ---       | 0        | ---      | ---       | --- |
| <b>Subtotal vegetable products</b>                              | <b>64</b>   | <b>54</b>  | <b>10</b> | <b>0</b> | ---      | ---       | --- |
| 6653 vegetable oils   | 58          | 50         | 7         | 0        | ---      | ---       | --- |
| 6654 vegetables & prod.   | 6           | 4          | 2         | 0        | ---      | ---       | --- |
| <b>Subtotal processed grain and animal feed</b>                 | <b>15</b>   | <b>0</b>   | <b>14</b> | ---      | ---      | ---       | --- |
| 6747 grain mill products  | 0           | 0          | 0         | ---      | ---      | ---       | --- |
| 6782 animal feed, prep.   | 14          | 0          | 14        | ---      | ---      | ---       | --- |
| <b>Subtotal other agricultural products</b>                     | <b>71</b>   | <b>45</b>  | <b>24</b> | <b>2</b> | ---      | ---       | --- |
| 6811 meat, fresh, frozen  | 8           | ---        | 8         | 0        | ---      | ---       | --- |
| 6817 meat, prepared   | 1           | 0          | 0         | ---      | ---      | ---       | --- |
| 6822 dairy products   | 0           | 0          | 0         | ---      | ---      | ---       | --- |
| 6835 fish, prepared   | 4           | 2          | 2         | ---      | ---      | ---       | --- |
| 6838 tallow, animal oils  | 7           | ---        | 7         | ---      | ---      | ---       | --- |
| 6839 animals & prod. nec  | 0           | ---        | 0         | ---      | ---      | ---       | --- |
| 6857 fruit & nuts nec   | 3           | 2          | 1         | ---      | ---      | ---       | --- |
| 6858 fruit juices   | 4           | 4          | 0         | ---      | ---      | ---       | --- |
| 6861 sugar  | 0           | 0          | 0         | 0        | ---      | ---       | --- |
| 6871 coffee   | 22          | 21         | ---       | 1        | ---      | ---       | --- |
| 6885 alcoholic beverages  | 15          | 13         | 0         | 1        | ---      | ---       | --- |
| 6888 water & ice  | 0           | 0          | ---       | ---      | ---      | ---       | --- |
| 6889 food products nec  | 7           | 1          | 5         | ---      | ---      | ---       | --- |
| 6899 farm products nec  | 0           | 0          | ---       | 0        | ---      | ---       | --- |
| <b>Total all manufactured equipment, machinery and products</b> | <b>12</b>   | <b>10</b>  | <b>1</b>  | <b>0</b> | ---      | ---       | --- |
| 7110 machinery (not elec)                                       | 1           | 1          | 0         | 0        | ---      | ---       | --- |
| 7120 electrical machinery                                       | 1           | 1          | 0         | ---      | ---      | ---       | --- |
| 7210 vehicles & parts   | 1           | 0          | 0         | 0        | ---      | ---       | --- |
| 7230 ships & boats  | 0           | 0          | ---       | ---      | ---      | ---       | --- |
| 7400 manufac. wood prod.  | 1           | 1          | ---       | ---      | ---      | ---       | --- |
| 7500 textile products   | 1           | 1          | 0         | 0        | ---      | ---       | --- |
| 7600 rubber & plastic pr.                                       | 2           | 2          | 0         | 0        | ---      | ---       | --- |
| 7900 manufac. prod. nec   | 4           | 4          | 0         | 0        | ---      | ---       | --- |
| <b>Total unknown or not elsewhere classified</b>                | <b>5</b>    | <b>3</b>   | <b>2</b>  | <b>0</b> | ---      | ---       | --- |
| 9900 unknown or nec   | 5           | 3          | 2         | 0        | ---      | ---       | --- |

\*Includes 4,135 tons of foreign inbound in-transits; Includes 36,076 tons of foreign outbound in-transits.

REDWOOD CITY HARBOR, CA

Section Included: San Bruno Shoal channel 500 feet wide and about 4 miles long across; Redwood City Harbor channel, a channel from deep water in San Francisco Bay to Steinberger Slough. Controlling Depth: 30.8 feet in San Bruno Shoal channel; 29.8 feet in San Francisco Bay to Beacon No.8; 29.7 feet to Beacon No.15 and beginning of (outer) Turning Basin No.1; 29.5 feet in Turning Basin No.1; 29.5 feet in Turning Basin No.1; 28.5 feet to (upper) Turning Basin No.2; 29.1 in turning basin. Project Depth: 30 feet in San Bruno Shoal Channel; 30 feet to the head of the turning basin in Redwood Creek; 5 feet to Steinberger Slough, and 4 feet in Steinberger Slough.

Comparative Statement of Traffic (thousand short tons)

| Year | Total | Year | Total | Year | Total | Year        | Total      |
|------|-------|------|-------|------|-------|-------------|------------|
| 1993 | 1,829 | 1996 | 985   | 1999 | 736   | <b>2002</b> | <b>818</b> |
| 1994 | 846   | 1997 | 1,293 | 2000 | 734   |             |            |
| 1995 | 754   | 1998 | 861   | 2001 | 835   |             |            |

Freight Traffic, 2002 (thousand short tons)

| Commodity  | Grand Total | Foreign    |            | Canadian  |
|--|-------------|------------|------------|-----------|
|  |             | Inbound    | Outbound   | Inbound   |
| <b>Total, all commodities</b>                        | <b>818</b>  | <b>602</b> | <b>159</b> | <b>57</b> |
| <b>Total chemicals and related products</b>          | <b>22</b>   | —          | —          | <b>22</b> |
| <b>Subtotal other chemicals and related products</b> | <b>22</b>   | —          | —          | <b>22</b> |
| 3299 chem. products nec                              | 22          | —          | —          | 22        |
| <b>Total crude materials, inedible except fuels</b>  | <b>404</b>  | <b>271</b> | <b>98</b>  | <b>35</b> |
| <b>Subtotal soil, sand, gravel, rock and stone</b>   | <b>301</b>  | <b>266</b> | —          | <b>35</b> |
| 4323 gypsum  | 266         | 266        | —          | —         |
| 4331 sand & gravel                                   | 35          | —          | —          | 35        |
| <b>Subtotal iron ore and scrap</b>                   | <b>98</b>   | —          | <b>98</b>  | —         |
| 4420 iron & steel scrap                              | 98          | —          | 98         | —         |
| <b>Subtotal slag</b>                                 | <b>6</b>    | <b>6</b>   | —          | —         |
| 4860 slag  | 6           | 6          | —          | —         |
| <b>Total primary manufactured goods</b>              | <b>393</b>  | <b>331</b> | <b>61</b>  | —         |
| <b>Subtotal lime, cement and glass</b>               | <b>331</b>  | <b>331</b> | —          | —         |
| 5220 cement & concrete                               | 331         | 331        | —          | —         |
| <b>Subtotal primary non-ferrous metal products</b>   | <b>61</b>   | —          | <b>61</b>  | —         |
| 5429 smelted prod. nec                               | 61          | —          | 61         | —         |

OAKLAND HARBOR, CA

Section Included: Outer and inner harbor from deep water in San Francisco Bay to San Leandro Bay, a distance of 8.5 miles. Maintained Depth: 42.0 feet deep in the entrance channel to Oakland Outer Harbor, thence a channel and turning basin 42.0 feet deep in the Outer Harbor to Oakland Army Base; 42.0 feet deep in the entrance channel to Oakland Inner Harbor, 42.0 feet deep to Howard Terminal, thence 35.0 feet deep to Government Island, thence 18.0 feet deep to San Leandro Bay. The mean range of tide is 6.4 feet at Oakland Inner Harbor.

Comparative Statement of Traffic (thousand short tons)

| Year | Total  | Year | Total  | Year | Total  | Year        | Total         |
|------|--------|------|--------|------|--------|-------------|---------------|
| 1993 | 12,734 | 1996 | 11,230 | 1999 | 11,739 | <b>2002</b> | <b>12,455</b> |
| 1994 | 12,914 | 1997 | 10,858 | 2000 | 12,161 |             |               |
| 1995 | 13,224 | 1998 | 11,148 | 2001 | 12,273 |             |               |

Freight Traffic, 2002 (thousand short tons)

| Commodity  | Total        | Foreign      |              | Canadian  |           |
|--|--------------|--------------|--------------|-----------|-----------|
|  |              | Inbound*     | Outbound*    | Inbound*  | Outbound* |
| <b>Total, all commodities</b>                        | <b>9,460</b> | <b>3,970</b> | <b>5,400</b> | <b>51</b> | <b>39</b> |
| <b>Total coal</b>                                    | <b>1</b>     | <b>0</b>     | <b>0</b>     | —         | —         |
| 1100 coal lignite                                    | 1            | 0            | 0            | —         | —         |
| 1200 coal coke                                       | 0            | 0            | —            | —         | —         |
| <b>Total petroleum and petroleum products</b>        | <b>38</b>    | <b>10</b>    | <b>17</b>    | <b>0</b>  | <b>10</b> |
| <b>Subtotal crude petroleum</b>                      | <b>0</b>     | <b>0</b>     | —            | —         | —         |
| 2100 crude petroleum                                 | 0            | 0            | —            | —         | —         |
| <b>Subtotal petroleum products</b>                   | <b>38</b>    | <b>10</b>    | <b>17</b>    | <b>0</b>  | <b>10</b> |
| 2211 gasoline  | 10           | —            | 0            | —         | 10        |
| 2330 distillate fuel oil                             | 0            | 0            | 0            | —         | —         |
| 2350 lube oil & greases                              | 4            | 0            | 4            | —         | —         |
| 2410 petro. jelly & waxes                            | 11           | 9            | 1            | —         | —         |
| 2429 naphtha & solvents                              | 2            | 0            | 2            | —         | —         |
| 2430 asphalt, tar & pitch                            | 1            | —            | 1            | —         | —         |
| 2540 petroleum coke                                  | 11           | 0            | 10           | 0         | —         |
| 2640 liquid natural gas                              | 0            | 0            | 0            | —         | —         |
| <b>Total chemicals and related products</b>          | <b>500</b>   | <b>223</b>   | <b>250</b>   | <b>2</b>  | <b>25</b> |
| <b>Subtotal fertilizers</b>                          | <b>57</b>    | <b>35</b>    | <b>10</b>    | <b>0</b>  | <b>12</b> |
| 3110 nitrogenous fert.                               | 12           | 12           | 0            | —         | —         |
| 3120 phosphatic fert.                                | 1            | —            | 1            | —         | —         |
| 3130 potassic fert.                                  | 6            | 6            | 0            | —         | —         |
| 3190 fert. & mixes nec                               | 39           | 18           | 9            | 0         | 12        |
| <b>Subtotal other chemicals and related products</b> | <b>443</b>   | <b>187</b>   | <b>240</b>   | <b>2</b>  | <b>13</b> |
| 3211 acyclic hydrocarbons                            | 5            | 0            | 5            | —         | —         |
| 3212 benzene & toluene                               | 0            | 0            | 0            | —         | —         |

OAKLAND HARBOR, CA  
Freight Traffic, 2002 - continued  
(thousand short tons)

| Commodity   | Total        | Foreign      |              | Canadian  |           |
|---|--------------|--------------|--------------|-----------|-----------|
|   |              | Inbound*     | Outbound*    | Inbound*  | Outbound* |
| 3219 other hydrocarbons                             | 4            | 2            | 2            | —         | —         |
| 3220 alcohols                                       | 6            | 1            | 4            | 1         | —         |
| 3230 carboxylic acids                               | 14           | 10           | 4            | 0         | —         |
| 3240 nitrogen func. comp.                           | 27           | 4            | 23           | —         | —         |
| 3250 organo - inorg. comp.                          | 6            | 3            | 2            | 0         | —         |
| 3260 organic comp. nec                              | 4            | 1            | 3            | 0         | —         |
| 3272 sulphuric acid                                 | 1            | 1            | 1            | —         | —         |
| 3273 ammonia  | 1            | 0            | 1            | —         | —         |
| 3274 sodium hydroxide                               | 10           | 10           | 0            | —         | —         |
| 3275 inorg. elem., oxides, & halogen salts          | 29           | 8            | 21           | 0         | —         |
| 3276 metallic salts                                 | 21           | 15           | 6            | 0         | —         |
| 3279 inorganic chem. nec                            | 2            | 1            | 1            | 0         | —         |
| 3281 radioactive material                           | 4            | 1            | 3            | —         | —         |
| 3282 pigments & paints                              | 14           | 5            | 9            | 0         | —         |
| 3283 coloring mat. nec                              | 3            | 0            | 2            | —         | —         |
| 3284 medicines                                      | 15           | 5            | 11           | 0         | —         |
| 3285 perfumes & cleansers                           | 33           | 7            | 26           | 0         | —         |
| 3286 plastics                                       | 134          | 54           | 80           | 0         | —         |
| 3291 pesticides                                     | 3            | 2            | 1            | —         | —         |
| 3292 starches, gluten, glue                         | 54           | 41           | 13           | —         | —         |
| 3293 explosives                                     | 2            | 1            | 0            | —         | —         |
| 3297 chemical additives                             | 2            | 0            | 2            | —         | 0         |
| 3298 wood & resin chem.                             | 1            | 1            | —            | —         | —         |
| 3299 chem. products nec                             | 49           | 13           | 22           | 1         | 13        |
| <b>Total crude materials, inedible except fuels</b> | <b>1,856</b> | <b>212</b>   | <b>1,642</b> | <b>2</b>  | <b>0</b>  |
| <b>Subtotal forest products, wood and chips</b>     | <b>191</b>   | <b>160</b>   | <b>30</b>    | <b>1</b>  | <b>0</b>  |
| 4110 rubber & gums                                  | 0            | 0            | 0            | —         | —         |
| 4150 fuel wood                                      | 2            | 2            | 0            | —         | —         |
| 4161 wood chips                                     | 0            | 0            | 0            | —         | —         |
| 4170 wood in the rough                              | 28           | 26           | 3            | 0         | —         |
| 4189 lumber   | 152          | 125          | 26           | 0         | 0         |
| 4190 forest products nec                            | 8            | 7            | 1            | 1         | —         |
| <b>Subtotal pulp and waste paper</b>                | <b>1,083</b> | <b>1</b>     | <b>1,082</b> | —         | —         |
| 4225 pulp & waste paper                             | 1,083        | 1            | 1,082        | —         | —         |
| <b>Subtotal soil, sand, gravel, rock and stone</b>  | <b>48</b>    | <b>44</b>    | <b>2</b>     | <b>1</b>  | —         |
| 4310 building stone                                 | 37           | 36           | 0            | 1         | —         |
| 4322 limestone                                      | 4            | 3            | 1            | 0         | —         |
| 4323 gypsum   | 0            | 0            | 0            | —         | —         |
| 4331 sand & gravel                                  | 6            | 5            | 1            | 0         | —         |
| <b>Subtotal iron ore and scrap</b>                  | <b>384</b>   | <b>0</b>     | <b>384</b>   | —         | —         |
| 4420 iron & steel scrap                             | 384          | 0            | 384          | —         | —         |
| <b>Subtotal marine shells</b>                       | <b>0</b>     | <b>0</b>     | <b>0</b>     | —         | —         |
| 4515 marine shells                                  | 0            | 0            | 0            | —         | —         |
| <b>Subtotal non-ferrous ores and scrap</b>          | <b>61</b>    | <b>1</b>     | <b>60</b>    | —         | —         |
| 4630 copper ore                                     | 0            | —            | 0            | —         | —         |
| 4650 aluminum ore                                   | 1            | 0            | 1            | —         | —         |
| 4680 non-ferrous scrap                              | 53           | 0            | 53           | —         | —         |
| 4690 non-ferrous ores nec                           | 6            | 1            | 6            | —         | —         |
| <b>Subtotal sulphur, clay and salt</b>              | <b>6</b>     | <b>1</b>     | <b>5</b>     | —         | —         |
| 4741 sulphur, (dry)                                 | 0            | 0            | 0            | —         | —         |
| 4782 clay & refrac. mat.                            | 6            | 1            | 5            | —         | —         |
| <b>Subtotal slag</b>                                | <b>0</b>     | —            | <b>0</b>     | —         | —         |
| 4860 slag   | 0            | —            | 0            | —         | —         |
| <b>Subtotal other non-metal. min.</b>               | <b>83</b>    | <b>5</b>     | <b>78</b>    | <b>0</b>  | <b>0</b>  |
| 4900 non-metal. min. nec                            | 83           | 5            | 78           | 0         | 0         |
| <b>Total primary manufactured goods</b>             | <b>1,015</b> | <b>678</b>   | <b>325</b>   | <b>13</b> | <b>0</b>  |
| <b>Subtotal paper products</b>                      | <b>155</b>   | <b>88</b>    | <b>62</b>    | <b>5</b>  | <b>0</b>  |
| 5110 newsprint                                      | 9            | 3            | 1            | 4         | —         |
| 5120 paper & paperboard                             | 104          | 59           | 44           | 1         | —         |
| 5190 paper products nec                             | 42           | 26           | 16           | —         | 0         |
| <b>Subtotal lime, cement and glass</b>              | <b>262</b>   | <b>238</b>   | <b>19</b>    | <b>5</b>  | <b>0</b>  |
| 5220 cement & concrete                              | 0            | 0            | 0            | —         | —         |
| 5240 glass & glass prod.                            | 104          | 95           | 9            | 1         | 0         |
| 5290 misc. mineral prod.                            | 157          | 143          | 10           | 5         | —         |
| <b>Subtotal primary iron and steel products</b>     | <b>108</b>   | <b>79</b>    | <b>28</b>    | <b>0</b>  | —         |
| 5312 pig iron                                       | 2            | 1            | 1            | —         | —         |
| 5315 ferro alloys                                   | 0            | 0            | —            | —         | —         |
| 5320 i&s primary forms                              | 23           | 18           | 5            | 0         | —         |
| 5330 i&s plates & sheets                            | 42           | 22           | 19           | —         | —         |
| 5360 i&s bars & shapes                              | 12           | 12           | 0            | 0         | —         |
| 5370 i&s pipe & tube                                | 18           | 17           | 1            | 0         | —         |
| 5390 primary i&s nec                                | 11           | 8            | 2            | —         | —         |
| <b>Subtotal primary non-ferrous metal products</b>  | <b>463</b>   | <b>247</b>   | <b>214</b>   | <b>2</b>  | —         |
| 5421 copper   | 5            | 3            | 1            | 0         | —         |
| 5422 aluminum                                       | 22           | 18           | 4            | 0         | —         |
| 5429 smelted prod. nec                              | 188          | 5            | 183          | —         | —         |
| 5480 fab. metal products                            | 248          | 221          | 26           | 2         | —         |
| <b>Subtotal primary wood products</b>               | <b>28</b>    | <b>26</b>    | <b>1</b>     | <b>1</b>  | —         |
| 5540 primary wood prod.                             | 28           | 26           | 1            | 1         | —         |
| <b>Total food and farm products</b>                 | <b>3,798</b> | <b>1,050</b> | <b>2,718</b> | <b>28</b> | <b>3</b>  |
| <b>Subtotal fish</b>                                | <b>67</b>    | <b>18</b>    | <b>47</b>    | <b>0</b>  | <b>1</b>  |
| 6134 fish (not shellfish)                           | 32           | 12           | 20           | 0         | 0         |
| 6136 shellfish                                      | 35           | 6            | 27           | 0         | 1         |

OAKLAND HARBOR, CA  
Freight Traffic, 2002 - continued  
(thousand short tons)

| Commodity   | Total        | Foreign      |              | Canadian  |           |
|---|--------------|--------------|--------------|-----------|-----------|
|   |              | Inbound*     | Outbound*    | Inbound*  | Outbound* |
| <b>Subtotal grain</b>   | <b>223</b>   | <b>69</b>    | <b>154</b>   | ---       | ---       |
| 6241 wheat  | 1            | 1            | 0            | ---       | ---       |
| 6344 corn   | 12           | 0            | 12           | ---       | ---       |
| 6442 rice   | 209          | 68           | 141          | ---       | ---       |
| 6443 barley & rye   | 0            | ---          | 0            | ---       | ---       |
| 6445 oats   | 0            | 0            | 0            | ---       | ---       |
| 6447 sorghum grains   | 0            | ---          | 0            | ---       | ---       |
| <b>Subtotal oilseeds</b>  | <b>33</b>    | <b>9</b>     | <b>25</b>    | ---       | ---       |
| 6521 peanuts  | 1            | 1            | 0            | ---       | ---       |
| 6522 soybeans   | 14           | 1            | 13           | ---       | ---       |
| 6534 flaxseed   | 0            | 0            | ---          | ---       | ---       |
| 6590 oilseeds nec   | 18           | 6            | 12           | ---       | ---       |
| <b>Subtotal vegetable products</b>                              | <b>363</b>   | <b>99</b>    | <b>256</b>   | <b>7</b>  | <b>0</b>  |
| 6653 vegetable oils   | 18           | 14           | 4            | 0         | 0         |
| 6654 vegetables & prod.   | 345          | 85           | 253          | 7         | 0         |
| <b>Subtotal processed grain and animal feed</b>                 | <b>425</b>   | <b>25</b>    | <b>399</b>   | <b>1</b>  | <b>0</b>  |
| 6746 wheat flour  | 4            | 2            | 3            | ---       | ---       |
| 6747 grain mill products  | 54           | 18           | 35           | 1         | 0         |
| 6781 hay & fodder   | 211          | 1            | 210          | ---       | ---       |
| 6782 animal feed, prep.   | 156          | 4            | 152          | ---       | 0         |
| <b>Subtotal other agricultural products</b>                     | <b>2,688</b> | <b>830</b>   | <b>1,837</b> | <b>20</b> | <b>2</b>  |
| 6811 meat, fresh, frozen  | 452          | 62           | 390          | 0         | ---       |
| 6817 meat, prepared   | 15           | 2            | 14           | 0         | ---       |
| 6822 dairy products   | 53           | 8            | 45           | 0         | 0         |
| 6835 fish, prepared   | 15           | 12           | 2            | 0         | ---       |
| 6838 tallow, animal oils  | 0            | 0            | 0            | ---       | ---       |
| 6839 animals & prod. nec  | 130          | 3            | 126          | 0         | 0         |
| 6856 bananas & plantains  | 2            | 1            | 0            | 0         | ---       |
| 6857 fruit & nuts nec   | 503          | 25           | 478          | 1         | 1         |
| 6858 fruit juices   | 177          | 133          | 43           | 1         | 0         |
| 6861 sugar  | 33           | 32           | 1            | ---       | ---       |
| 6865 molasses   | 0            | 0            | ---          | ---       | ---       |
| 6871 coffee   | 81           | 77           | 3            | 0         | ---       |
| 6872 cocoa beans  | 16           | 15           | 0            | 0         | ---       |
| 6885 alcoholic beverages  | 566          | 310          | 245          | 11        | 1         |
| 6888 water & ice  | 86           | 24           | 58           | 4         | ---       |
| 6889 food products nec  | 336          | 113          | 221          | 2         | 0         |
| 6891 tobacco & products   | 45           | 2            | 43           | 0         | ---       |
| 6893 cotton   | 157          | 0            | 157          | ---       | ---       |
| 6894 natural fibers nec   | 3            | 2            | 2            | ---       | ---       |
| 6899 farm products nec  | 17           | 8            | 8            | 0         | ---       |
| <b>Total all manufactured equipment, machinery and products</b> | <b>1,918</b> | <b>1,594</b> | <b>319</b>   | <b>4</b>  | <b>1</b>  |
| 7110 machinery (not elec)                                       | 149          | 107          | 42           | 0         | 0         |
| 7120 electrical machinery                                       | 298          | 262          | 35           | 0         | 0         |
| 7210 vehicles & parts   | 395          | 346          | 49           | 0         | 0         |
| 7220 aircraft & parts   | 1            | 1            | 0            | 0         | 0         |
| 7230 ships & boats  | 1            | 1            | 1            | 0         | 0         |
| 7300 ordnance & access.   | 1            | 1            | 0            | 0         | ---       |
| 7400 manufac. wood prod.  | 66           | 41           | 25           | 0         | 0         |
| 7500 textile products   | 161          | 142          | 19           | 0         | 0         |
| 7600 rubber & plastic pr.                                       | 149          | 119          | 30           | 0         | 0         |
| 7900 manufac. prod. nec   | 696          | 575          | 119          | 3         | 0         |
| <b>Total unknown or not elsewhere classified</b>                | <b>333</b>   | <b>204</b>   | <b>128</b>   | <b>2</b>  | <b>0</b>  |
| 9900 unknown or nec   | 333          | 204          | 128          | 2         | 0         |

| Commodity  | Total        | Domestic   |              |              |            |
|--|--------------|------------|--------------|--------------|------------|
|  |              | Coastwise  |              | Internal     |            |
|  |              | Receipts   | Shipments    | Receipts     | Shipments  |
| <b>Total, all commodities</b>                        | <b>2,995</b> | <b>336</b> | <b>1,077</b> | <b>1,516</b> | <b>66</b>  |
| <b>Total petroleum and petroleum products</b>        | <b>808</b>   | <b>116</b> | <b>5</b>     | <b>686</b>   | <b>---</b> |
| <b>Subtotal petroleum products</b>                   | <b>808</b>   | <b>116</b> | <b>5</b>     | <b>686</b>   | <b>---</b> |
| 2330 distillate fuel oil                             | 0            | ---        | ---          | 0            | ---        |
| 2340 residual fuel oil                               | 655          | ---        | ---          | 655          | ---        |
| 2350 lube oil & greases                              | 34           | 0          | 3            | 31           | ---        |
| 2429 naphtha & solvents                              | 116          | 116        | ---          | ---          | ---        |
| 2640 liquid natural gas                              | 1            | 0          | 1            | ---          | ---        |
| 2990 petro. products nec                             | 2            | 0          | 2            | ---          | ---        |
| <b>Total chemicals and related products</b>          | <b>29</b>    | <b>4</b>   | <b>25</b>    | <b>---</b>   | <b>---</b> |
| <b>Subtotal fertilizers</b>                          | <b>9</b>     | <b>2</b>   | <b>7</b>     | <b>---</b>   | <b>---</b> |
| 3190 fert. & mixes nec                               | 9            | 2          | 7            | ---          | ---        |
| <b>Subtotal other chemicals and related products</b> | <b>19</b>    | <b>2</b>   | <b>17</b>    | <b>---</b>   | <b>---</b> |
| 3275 inorg. elem., oxides, & halogen salts           | 0            | ---        | 0            | ---          | ---        |
| 3281 radioactive material                            | 0            | 0          | ---          | ---          | ---        |
| 3282 pigments & paints                               | 3            | ---        | 3            | ---          | ---        |
| 3284 medicines                                       | 1            | 0          | 1            | ---          | ---        |
| 3285 perfumes & cleansers                            | 10           | 0          | 10           | ---          | ---        |



OAKLAND HARBOR, CA  
Freight Traffic, 2002 - continued  
(thousand short tons)

| Commodity   | Total      | Domestic   |            |            |           |
|---|------------|------------|------------|------------|-----------|
|   |            | Coastwise  |            | Internal   |           |
|   |            | Receipts   | Shipments  | Receipts   | Shipments |
| 3286 plastics   | 3          | 0          | 2          | —          | —         |
| 3291 pesticides   | 0          | —          | 0          | —          | —         |
| 3292 starches, gluten, glue                                     | 0          | —          | 0          | —          | —         |
| 3293 explosives   | 0          | 0          | 0          | —          | —         |
| 3299 chem. products nec   | 3          | 1          | 1          | —          | —         |
| <b>Total crude materials, inedible except fuels</b>             | <b>853</b> | <b>5</b>   | <b>9</b>   | <b>830</b> | <b>8</b>  |
| <b>Subtotal forest products, wood and chips</b>                 | <b>11</b>  | <b>4</b>   | <b>7</b>   | —          | —         |
| 4170 wood in the rough  | 0          | 0          | —          | —          | —         |
| 4189 lumber   | 11         | 4          | 7          | —          | —         |
| 4190 forest products nec  | 0          | 0          | 0          | —          | —         |
| <b>Subtotal pulp and waste paper</b>                            | <b>0</b>   | —          | <b>0</b>   | —          | —         |
| 4225 pulp & waste paper   | 0          | —          | 0          | —          | —         |
| <b>Subtotal soil, sand, gravel, rock and stone</b>              | <b>839</b> | <b>0</b>   | <b>1</b>   | <b>830</b> | <b>8</b>  |
| 4331 sand & gravel  | 838        | —          | —          | 830        | 8         |
| 4338 soil & fill dirt   | 1          | 0          | 1          | —          | —         |
| <b>Subtotal iron ore and scrap</b>                              | <b>0</b>   | <b>0</b>   | <b>0</b>   | —          | —         |
| 4420 iron & steel scrap   | 0          | 0          | 0          | —          | —         |
| <b>Subtotal non-ferrous ores and scrap</b>                      | <b>0</b>   | <b>0</b>   | —          | —          | —         |
| 4680 non-ferrous scrap  | 0          | 0          | —          | —          | —         |
| <b>Subtotal other non-metal. min.</b>                           | <b>2</b>   | <b>0</b>   | <b>2</b>   | —          | —         |
| 4900 non-metal. min. nec  | 2          | 0          | 2          | —          | —         |
| <b>Total primary manufactured goods</b>                         | <b>48</b>  | <b>5</b>   | <b>43</b>  | <b>0</b>   | <b>—</b>  |
| <b>Subtotal paper products</b>                                  | <b>8</b>   | <b>2</b>   | <b>6</b>   | —          | —         |
| 5110 newsprint  | 1          | 0          | 0          | —          | —         |
| 5120 paper & paperboard   | 2          | 0          | 2          | —          | —         |
| 5190 paper products nec   | 5          | 1          | 4          | —          | —         |
| <b>Subtotal lime, cement and glass</b>                          | <b>23</b>  | <b>1</b>   | <b>22</b>  | <b>0</b>   | —         |
| 5220 cement & concrete  | 1          | 0          | 1          | —          | —         |
| 5240 glass & glass prod.  | 0          | 0          | 0          | —          | —         |
| 5290 misc. mineral prod.  | 21         | 1          | 20         | 0          | —         |
| <b>Subtotal primary iron and steel products</b>                 | <b>2</b>   | —          | <b>2</b>   | —          | —         |
| 5370 i&s pipe & tube  | 2          | —          | 2          | —          | —         |
| <b>Subtotal primary non-ferrous metal products</b>              | <b>15</b>  | <b>2</b>   | <b>13</b>  | <b>0</b>   | —         |
| 5480 fab. metal products  | 15         | 2          | 13         | 0          | —         |
| <b>Subtotal primary wood products</b>                           | <b>0</b>   | —          | <b>0</b>   | —          | —         |
| 5540 primary wood prod.   | 0          | —          | 0          | —          | —         |
| <b>Total food and farm products</b>                             | <b>560</b> | <b>86</b>  | <b>416</b> | —          | <b>57</b> |
| <b>Subtotal fish</b>  | <b>1</b>   | —          | <b>1</b>   | —          | —         |
| 6134 fish (not shellfish)                                       | 1          | —          | 1          | —          | —         |
| <b>Subtotal grain</b>   | <b>41</b>  | <b>0</b>   | <b>41</b>  | —          | —         |
| 6344 corn   | 0          | 0          | 0          | —          | —         |
| 6442 rice   | 41         | —          | 41         | —          | —         |
| <b>Subtotal vegetable products</b>                              | <b>27</b>  | <b>2</b>   | <b>26</b>  | —          | —         |
| 6654 vegetables & prod.   | 27         | 2          | 26         | —          | —         |
| <b>Subtotal processed grain and animal feed</b>                 | <b>16</b>  | <b>1</b>   | <b>15</b>  | —          | —         |
| 6746 wheat flour  | 4          | 0          | 4          | —          | —         |
| 6747 grain mill products  | 2          | 0          | 2          | —          | —         |
| 6781 hay & fodder   | 0          | —          | 0          | —          | —         |
| 6782 animal feed, prep.   | 9          | 1          | 9          | —          | —         |
| <b>Subtotal other agricultural products</b>                     | <b>475</b> | <b>83</b>  | <b>334</b> | —          | <b>57</b> |
| 6811 meat, fresh, frozen  | 45         | 0          | 45         | —          | —         |
| 6822 dairy products   | 31         | 0          | 31         | —          | —         |
| 6839 animals & prod. nec  | 11         | 3          | 7          | —          | —         |
| 6856 bananas & plantains  | 0          | —          | 0          | —          | —         |
| 6857 fruit & nuts nec   | 5          | 3          | 2          | —          | —         |
| 6858 fruit juices   | 30         | 30         | 0          | —          | —         |
| 6861 sugar  | 0          | —          | 0          | —          | —         |
| 6865 molasses   | 91         | 34         | —          | —          | 57        |
| 6871 coffee   | 4          | 1          | 2          | —          | —         |
| 6885 alcoholic beverages  | 35         | 0          | 35         | —          | —         |
| 6887 groceries  | 47         | 0          | 47         | —          | —         |
| 6889 food products nec  | 156        | 7          | 149        | —          | —         |
| 6891 tobacco & products   | 1          | —          | 1          | —          | —         |
| 6899 farm products nec  | 17         | 3          | 14         | —          | —         |
| <b>Total all manufactured equipment, machinery and products</b> | <b>684</b> | <b>117</b> | <b>566</b> | —          | —         |
| 7110 machinery (not elec)                                       | 56         | 24         | 32         | —          | —         |
| 7120 electrical machinery                                       | 1          | 0          | 1          | —          | —         |
| 7210 vehicles & parts   | 105        | 31         | 73         | —          | —         |
| 7220 aircraft & parts   | 0          | 0          | 0          | —          | —         |
| 7230 ships & boats  | 0          | 0          | 0          | —          | —         |
| 7400 manufac. wood prod.  | 11         | 5          | 6          | —          | —         |
| 7500 textile products   | 3          | 1          | 2          | —          | —         |
| 7600 rubber & plastic pr.                                       | 2          | 0          | 2          | —          | —         |
| 7900 manufac. prod. nec   | 505        | 56         | 449        | —          | —         |
| <b>Total unknown or not elsewhere classified</b>                | <b>15</b>  | <b>3</b>   | <b>12</b>  | —          | —         |
| 9900 unknown or nec   | 15         | 3          | 12         | —          | —         |

\*Includes 44,803 tons of foreign inbound in-transits; Includes 38,343 tons of foreign outbound in-transits;  
Includes 2,420 tons of Canadian inbound in-transits; Includes 63 tons of Canadian outbound in-transits.

RICHMOND HARBOR, CA

Section Included: Inner harbor, from southern end of Richmond Long Wharf maneuvering area to the head of Santa Fe Channel, a distance of about 5 miles; outer harbor, from southern end of maneuvering area at Richmond Long Wharf to Point San Pablo and the north side of Point San Pablo; includes a connecting channel (Southampton Channel) to the Richmond Long Wharf maneuvering area and approach areas at Point San Pablo and Point Orient. Controlling Depth: 45.7 feet in Southampton Channel (connecting channel from San Francisco Bay to Richmond Long Wharf maneuvering area); 44.7 feet in maneuvering area to Richmond Long Wharf; 34.8 feet from Richmond Long Wharf maneuvering area to turning basin Point Richmond; 34.8 feet in Point Richmond turning basin; 34.5 feet to Point Potrero; 34.0 feet in turning basin at Point Potrero; Point Potrero (southerly apex only) 28.7 feet; 34.7 feet to Lauritzen Canal then 30.4 feet in Santa Fe Channel to upper turning basin; 30.4 feet in upper turning basin; 27 feet in approach to Point Orient; 26 feet in approach to Point San Pablo; 30.6 feet at Molate Point; and 33.4 feet in West Richmond Channel. Project Depth: 45 feet in connecting channel (Southampton Channel) from San Francisco Bay to Richmond Long Wharf maneuvering area; 45 feet in maneuvering area to Richmond Long Wharf; 35 feet to turning basin at Point Richmond; 35 feet to Point Potrero; 35 feet to Santa Fe Channel; 35 feet in Santa Fe Channel for approximately 2,000 feet then 30 feet in the remainder of Santa Fe Channel and turning basin; 20 feet in channel east of Point San Pablo Channel; 32 feet in approach to Point Orient; 32 feet in approach to Point San Pablo.

Comparative Statement of Traffic (thousand short tons)

| Year | Total  | Year | Total  | Year | Total  | Year        | Total         |
|------|--------|------|--------|------|--------|-------------|---------------|
| 1993 | 24,570 | 1996 | 21,803 | 1999 | 22,356 | <b>2002</b> | <b>21,901</b> |
| 1994 | 24,094 | 1997 | 21,706 | 2000 | 19,388 |             |               |
| 1995 | 20,839 | 1998 | 19,020 | 2001 | 21,220 |             |               |

Freight Traffic, 2002 (thousand short tons)

| Commodity  | Total         | Foreign      |              | Canadian   |          |
|--|---------------|--------------|--------------|------------|----------|
|  |               | Inbound*     | Outbound     | Inbound    | Outbound |
| <b>Total, all commodities</b>                        | <b>10,313</b> | <b>8,376</b> | <b>1,616</b> | <b>316</b> | <b>5</b> |
| <b>Total petroleum and petroleum products</b>        | <b>8,646</b>  | <b>7,607</b> | <b>984</b>   | <b>56</b>  | <b>—</b> |
| <b>Subtotal crude petroleum</b>                      | <b>5,998</b>  | <b>5,994</b> | <b>4</b>     | <b>—</b>   | <b>—</b> |
| 2100 crude petroleum                                 | 5,998         | 5,994        | 4            | —          | —        |
| <b>Subtotal petroleum products</b>                   | <b>2,648</b>  | <b>1,613</b> | <b>979</b>   | <b>56</b>  | <b>—</b> |
| 2211 gasoline  | 48            | 3            | 45           | —          | —        |
| 2221 kerosene  | 211           | 211          | —            | —          | —        |
| 2330 distillate fuel oil                             | 616           | 437          | 173          | 6          | —        |
| 2340 residual fuel oil                               | 1,157         | 660          | 497          | —          | —        |
| 2350 lube oil & greases                              | 72            | 4            | 18           | 50         | —        |
| 2410 petro. jelly & waxes                            | 56            | 56           | —            | —          | —        |
| 2429 naphtha & solvents                              | 106           | 84           | 23           | —          | —        |
| 2540 petroleum coke                                  | 382           | 158          | 224          | —          | —        |
| <b>Total chemicals and related products</b>          | <b>713</b>    | <b>221</b>   | <b>227</b>   | <b>260</b> | <b>5</b> |
| <b>Subtotal other chemicals and related products</b> | <b>713</b>    | <b>221</b>   | <b>227</b>   | <b>260</b> | <b>5</b> |
| 3211 acyclic hydrocarbons                            | 70            | —            | 44           | 27         | —        |
| 3212 benzene & toluene                               | 43            | 38           | —            | —          | 5        |
| 3220 alcohols  | 156           | 25           | —            | 131        | —        |
| 3230 carboxylic acids                                | 10            | 10           | —            | —          | —        |
| 3250 organo - inorg. comp.                           | 1             | —            | 1            | —          | —        |
| 3260 organic comp. nec                               | 195           | 97           | —            | 97         | —        |
| 3274 sodium hydroxide                                | 54            | 48           | —            | 6          | —        |
| 3275 inorg. elem., oxides, & halogen salts           | 176           | —            | 176          | —          | —        |
| 3276 metallic salts                                  | 0             | —            | 0            | —          | —        |
| 3279 inorganic chem. nec                             | 2             | 2            | —            | —          | —        |
| 3286 plastics  | 0             | 0            | —            | —          | —        |
| 3291 pesticides                                      | 0             | 0            | —            | —          | —        |
| 3299 chem. products nec                              | 7             | 1            | 6            | —          | —        |
| <b>Total crude materials, inedible except fuels</b>  | <b>618</b>    | <b>304</b>   | <b>314</b>   | <b>—</b>   | <b>—</b> |
| <b>Subtotal soil, sand, gravel, rock and stone</b>   | <b>237</b>    | <b>237</b>   | <b>0</b>     | <b>—</b>   | <b>—</b> |
| 4310 building stone                                  | 0             | —            | 0            | —          | —        |
| 4323 gypsum  | 237           | 237          | —            | —          | —        |
| <b>Subtotal iron ore and scrap</b>                   | <b>314</b>    | <b>—</b>     | <b>314</b>   | <b>—</b>   | <b>—</b> |
| 4420 iron & steel scrap                              | 314           | —            | 314          | —          | —        |
| <b>Subtotal non-ferrous ores and scrap</b>           | <b>68</b>     | <b>68</b>    | <b>—</b>     | <b>—</b>   | <b>—</b> |
| 4650 aluminum ore                                    | 68            | 68           | —            | —          | —        |
| <b>Subtotal other non-metal. min.</b>                | <b>0</b>      | <b>—</b>     | <b>0</b>     | <b>—</b>   | <b>—</b> |
| 4900 non-metal. min. nec                             | 0             | —            | 0            | —          | —        |
| <b>Total primary manufactured goods</b>              | <b>49</b>     | <b>21</b>    | <b>28</b>    | <b>—</b>   | <b>—</b> |
| <b>Subtotal paper products</b>                       | <b>0</b>      | <b>0</b>     | <b>—</b>     | <b>—</b>   | <b>—</b> |
| 5120 paper & paperboard                              | 0             | 0            | —            | —          | —        |
| 5190 paper products nec                              | 0             | 0            | —            | —          | —        |
| <b>Subtotal lime, cement and glass</b>               | <b>1</b>      | <b>1</b>     | <b>—</b>     | <b>—</b>   | <b>—</b> |
| 5240 glass & glass prod.                             | 1             | 1            | —            | —          | —        |
| 5290 misc. mineral prod.                             | 0             | 0            | —            | —          | —        |
| <b>Subtotal primary iron and steel products</b>      | <b>19</b>     | <b>19</b>    | <b>—</b>     | <b>—</b>   | <b>—</b> |
| 5320 i&s primary forms                               | 0             | 0            | —            | —          | —        |
| 5330 i&s plates & sheets                             | 8             | 8            | —            | —          | —        |
| 5360 i&s bars & shapes                               | 3             | 3            | —            | —          | —        |
| 5370 i&s pipe & tube                                 | 7             | 7            | —            | —          | —        |
| <b>Subtotal primary non-ferrous metal products</b>   | <b>29</b>     | <b>1</b>     | <b>28</b>    | <b>—</b>   | <b>—</b> |
| 5422 aluminum  | 0             | 0            | —            | —          | —        |
| 5429 smelted prod. nec                               | 28            | —            | 28           | —          | —        |
| 5480 fab. metal products                             | 1             | 1            | —            | —          | —        |
| <b>Total food and farm products</b>                  | <b>226</b>    | <b>175</b>   | <b>51</b>    | <b>—</b>   | <b>—</b> |
| <b>Subtotal grain</b>                                | <b>0</b>      | <b>—</b>     | <b>0</b>     | <b>—</b>   | <b>—</b> |
| 6442 rice  | 0             | —            | 0            | —          | —        |
| <b>Subtotal oilseeds</b>                             | <b>56</b>     | <b>56</b>    | <b>—</b>     | <b>—</b>   | <b>—</b> |
| 6590 oilseeds nec                                    | 56            | 56           | —            | —          | —        |

RICHMOND HARBOR, CA  
Freight Traffic, 2002 - continued  
(thousand short tons)

| Commodity   | Total      | Foreign    |           | Canadian |          |
|---|------------|------------|-----------|----------|----------|
|   |            | Inbound*   | Outbound  | Inbound  | Outbound |
| <b>Subtotal vegetable products</b>                              | <b>142</b> | <b>113</b> | <b>29</b> | ---      | ---      |
| 6653 vegetable oils   | 142        | 113        | 29        | ---      | ---      |
| 6654 vegetables & prod.   | 0          | ---        | 0         | ---      | ---      |
| <b>Subtotal processed grain and animal feed</b>                 | <b>7</b>   | ---        | <b>7</b>  | ---      | ---      |
| 6782 animal feed, prep.   | 7          | ---        | 7         | ---      | ---      |
| <b>Subtotal other agricultural products</b>                     | <b>22</b>  | <b>6</b>   | <b>15</b> | ---      | ---      |
| 6838 tallow, animal oils  | 15         | ---        | 15        | ---      | ---      |
| 6857 fruit & nuts nec   | 0          | ---        | 0         | ---      | ---      |
| 6885 alcoholic beverages  | 1          | 0          | 0         | ---      | ---      |
| 6889 food products nec  | 6          | 6          | ---       | ---      | ---      |
| <b>Total all manufactured equipment, machinery and products</b> | <b>1</b>   | <b>1</b>   | <b>0</b>  | ---      | ---      |
| 7110 machinery (not elec)                                       | 1          | 1          | ---       | ---      | ---      |
| 7120 electrical machinery                                       | 0          | 0          | ---       | ---      | ---      |
| 7210 vehicles & parts   | 0          | 0          | 0         | ---      | ---      |
| 7230 ships & boats  | 0          | 0          | ---       | ---      | ---      |
| 7400 manufac. wood prod.  | 0          | 0          | 0         | ---      | ---      |
| 7500 textile products   | 0          | 0          | ---       | ---      | ---      |
| 7900 manufac. prod. nec   | 0          | 0          | ---       | ---      | ---      |
| <b>Total unknown or not elsewhere classified</b>                | <b>59</b>  | <b>46</b>  | <b>12</b> | ---      | ---      |
| 9900 unknown or nec   | 59         | 46         | 12        | ---      | ---      |

| Commodity   | Total         | Domestic     |              |            |              |            |
|---|---------------|--------------|--------------|------------|--------------|------------|
|   |               | Coastwise    |              | Internal   |              |            |
|   |               | Receipts     | Shipments    | Receipts   | Shipments    | Intrпорт   |
| <b>Total, all commodities</b>                                   | <b>11,588</b> | <b>5,768</b> | <b>2,790</b> | <b>940</b> | <b>1,564</b> | <b>526</b> |
| <b>Total petroleum and petroleum products</b>                   | <b>11,142</b> | <b>5,674</b> | <b>2,748</b> | <b>776</b> | <b>1,418</b> | <b>526</b> |
| <b>Subtotal crude petroleum</b>                                 | <b>4,691</b>  | <b>4,501</b> | <b>37</b>    | ---        | <b>153</b>   | ---        |
| 2100 crude petroleum  | 4,691         | 4,501        | 37           | ---        | 153          | ---        |
| <b>Subtotal petroleum products</b>                              | <b>6,451</b>  | <b>1,173</b> | <b>2,711</b> | <b>776</b> | <b>1,265</b> | <b>526</b> |
| 2211 gasoline   | 2,150         | 314          | 1,717        | 66         | 25           | 29         |
| 2221 kerosene   | 1             | ---          | ---          | 1          | ---          | ---        |
| 2330 distillate fuel oil  | 1,195         | 802          | 87           | 212        | 36           | 58         |
| 2340 residual fuel oil  | 1,961         | 47           | 427          | 200        | 1,132        | 156        |
| 2350 lube oil & greases   | 1,137         | 11           | 480          | 297        | 67           | 281        |
| 2410 petro. jelly & waxes                                       | 2             | ---          | ---          | ---        | ---          | 2          |
| 2429 naphtha & solvents   | 5             | ---          | ---          | ---        | 5            | ---        |
| <b>Total chemicals and related products</b>                     | <b>150</b>    | <b>94</b>    | <b>42</b>    | <b>6</b>   | <b>8</b>     | ---        |
| <b>Subtotal other chemicals and related products</b>            | <b>150</b>    | <b>94</b>    | <b>42</b>    | <b>6</b>   | <b>8</b>     | ---        |
| 3211 acyclic hydrocarbons                                       | 19            | ---          | 19           | ---        | ---          | ---        |
| 3212 benzene & toluene  | 39            | 21           | 10           | ---        | 8            | ---        |
| 3274 sodium hydroxide   | 21            | 21           | ---          | ---        | ---          | ---        |
| 3275 inorg. elem., oxides, & halogen salts                      | 28            | 28           | ---          | ---        | ---          | ---        |
| 3297 chemical additives   | 42            | 23           | 13           | 6          | ---          | ---        |
| <b>Total crude materials, inedible except fuels</b>             | <b>276</b>    | ---          | ---          | <b>138</b> | <b>138</b>   | ---        |
| <b>Subtotal soil, sand, gravel, rock and stone</b>              | <b>276</b>    | ---          | ---          | <b>138</b> | <b>138</b>   | ---        |
| 4331 sand & gravel  | 276           | ---          | ---          | 138        | 138          | ---        |
| <b>Total primary manufactured goods</b>                         | <b>19</b>     | ---          | ---          | <b>19</b>  | <b>0</b>     | ---        |
| <b>Subtotal lime, cement and glass</b>                          | <b>18</b>     | ---          | ---          | <b>18</b>  | <b>0</b>     | ---        |
| 5290 misc. mineral prod.  | 18            | ---          | ---          | 18         | 0            | ---        |
| <b>Subtotal primary iron and steel products</b>                 | <b>0</b>      | ---          | ---          | <b>0</b>   | ---          | ---        |
| 5370 i&s pipe & tube  | 0             | ---          | ---          | 0          | ---          | ---        |
| <b>Subtotal primary non-ferrous metal products</b>              | <b>1</b>      | ---          | ---          | <b>1</b>   | <b>0</b>     | ---        |
| 5480 fab. metal products  | 1             | ---          | ---          | 1          | 0            | ---        |
| <b>Total all manufactured equipment, machinery and products</b> | <b>0</b>      | ---          | ---          | <b>0</b>   | <b>0</b>     | ---        |
| 7110 machinery (not elec)                                       | 0             | ---          | ---          | 0          | 0            | ---        |

\*Includes 59,709 tons of foreign inbound in-transits.

SAN PABLO BAY AND MARE ISLAND STRAIT, CA

Section Included: All of San Pablo Bay and Mare Island Strait. Controlling Depth: Pinole Shoal channel 36.3 feet from San Pablo buoy at beginning of channel to buoy 9; 34.3 feet to buoy 11; 35.1 feet to end of channel; Mare Island Strait (the maintained westerly 55% of project width) 36.3 feet to the Navy Ammunition Pier; 35.8 feet to Finger Pier No. 21; 36.0 feet to "A" Street (end of maintained section); 20.5 feet to the end of 26-foot project at causeway. Project Depth: 35 feet in Pinole Shoal Channel and 30 feet in Mare Island Strait, except at upstream end of turning basin, 26 feet.

Comparative Statement of Traffic (thousand short tons)

| Year | Total  | Year | Total  | Year | Total  | Year        | Total         |
|------|--------|------|--------|------|--------|-------------|---------------|
| 1993 | 34,447 | 1996 | 28,579 | 1999 | 18,612 | <b>2002</b> | <b>24,380</b> |
| 1994 | 32,367 | 1997 | 22,480 | 2000 | 19,877 |             |               |
| 1995 | 31,265 | 1998 | 20,198 | 2001 | 22,396 |             |               |

Freight Traffic, 2002 (thousand short tons)

| Commodity  | Total         | Foreign      |            |              |              | Canadian   |            |            |
|--|---------------|--------------|------------|--------------|--------------|------------|------------|------------|
|  |               | Inbound*     | Outbound   | Through      |              | Outbound   | Through    |            |
|  |               |              |            | Upbound*     | Downbnd*     |            | Upbound    | Downbnd    |
| <b>Total, all commodities</b>                        | <b>12,859</b> | <b>1,116</b> | <b>251</b> | <b>7,603</b> | <b>3,247</b> | <b>31</b>  | <b>573</b> | <b>37</b>  |
| <b>Total petroleum and petroleum products</b>        | <b>6,656</b>  | <b>1,062</b> | <b>251</b> | <b>3,294</b> | <b>1,885</b> | <b>31</b>  | <b>95</b>  | <b>37</b>  |
| <b>Subtotal crude petroleum</b>                      | <b>3,624</b>  | <b>861</b>   | <b>5</b>   | <b>2,679</b> | <b>---</b>   | <b>---</b> | <b>79</b>  | <b>---</b> |
| 2100 crude petroleum                                 | 3,624         | 861          | 5          | 2,679        | ---          | ---        | 79         | ---        |
| <b>Subtotal petroleum products</b>                   | <b>3,032</b>  | <b>202</b>   | <b>246</b> | <b>616</b>   | <b>1,885</b> | <b>31</b>  | <b>16</b>  | <b>37</b>  |
| 2211 gasoline  | 382           | 4            | ---        | 260          | 50           | 31         | ---        | 37         |
| 2221 kerosene  | 79            | ---          | ---        | 74           | ---          | ---        | 5          | ---        |
| 2330 distillate fuel oil                             | 184           | ---          | 79         | 42           | 52           | ---        | 11         | ---        |
| 2340 residual fuel oil                               | 686           | 27           | 167        | 21           | 471          | ---        | ---        | ---        |
| 2350 lube oil & greases                              | 115           | 39           | ---        | 14           | 62           | ---        | ---        | ---        |
| 2410 petro. jelly & waxes                            | 6             | 2            | ---        | 4            | ---          | ---        | ---        | ---        |
| 2429 naphtha & solvents                              | 577           | 130          | ---        | 200          | 247          | ---        | ---        | ---        |
| 2540 petroleum coke                                  | 1,002         | ---          | ---        | ---          | 1,002        | ---        | ---        | ---        |
| <b>Total chemicals and related products</b>          | <b>2,036</b>  | <b>54</b>    | <b>---</b> | <b>1,280</b> | <b>224</b>   | <b>---</b> | <b>478</b> | <b>---</b> |
| <b>Subtotal fertilizers</b>                          | <b>535</b>    | <b>---</b>   | <b>---</b> | <b>452</b>   | <b>---</b>   | <b>---</b> | <b>83</b>  | <b>---</b> |
| 3110 nitrogenous fert.                               | 490           | ---          | ---        | 407          | ---          | ---        | 83         | ---        |
| 3130 potassic fert.                                  | 7             | ---          | ---        | 7            | ---          | ---        | ---        | ---        |
| 3190 fert. & mixes nec                               | 37            | ---          | ---        | 37           | ---          | ---        | ---        | ---        |
| <b>Subtotal other chemicals and related products</b> | <b>1,501</b>  | <b>54</b>    | <b>---</b> | <b>828</b>   | <b>224</b>   | <b>---</b> | <b>395</b> | <b>---</b> |
| 3211 acyclic hydrocarbons                            | 15            | ---          | ---        | ---          | 15           | ---        | ---        | ---        |
| 3212 benzene & toluene                               | 53            | 48           | ---        | 5            | ---          | ---        | ---        | ---        |
| 3220 alcohols  | 32            | ---          | ---        | 32           | ---          | ---        | ---        | ---        |
| 3230 carboxylic acids                                | 4             | ---          | ---        | 4            | ---          | ---        | ---        | ---        |
| 3240 nitrogen func. comp.                            | 13            | ---          | ---        | 13           | ---          | ---        | ---        | ---        |
| 3250 organo - inorg. comp.                           | 0             | ---          | ---        | ---          | 0            | ---        | ---        | ---        |
| 3260 organic comp. nec                               | 774           | ---          | ---        | 623          | ---          | ---        | 151        | ---        |
| 3273 ammonia   | 296           | ---          | ---        | 91           | ---          | ---        | 205        | ---        |
| 3274 sodium hydroxide                                | 63            | ---          | ---        | 24           | ---          | ---        | 39         | ---        |
| 3275 inorg. elem., oxides, & halogen salts           | 176           | ---          | ---        | 1            | 175          | ---        | ---        | ---        |
| 3276 metallic salts                                  | 8             | ---          | ---        | 8            | ---          | ---        | ---        | ---        |
| 3279 inorganic chem. nec                             | 33            | ---          | ---        | ---          | 33           | ---        | ---        | ---        |
| 3284 medicines                                       | 27            | ---          | ---        | 27           | ---          | ---        | ---        | ---        |
| 3286 plastics  | 0             | ---          | ---        | 0            | ---          | ---        | ---        | ---        |
| 3297 chemical additives                              | 6             | 6            | ---        | ---          | ---          | ---        | ---        | ---        |
| <b>Total crude materials, inedible except fuels</b>  | <b>824</b>    | <b>---</b>   | <b>---</b> | <b>293</b>   | <b>531</b>   | <b>---</b> | <b>---</b> | <b>---</b> |
| <b>Subtotal forest products, wood and chips</b>      | <b>183</b>    | <b>---</b>   | <b>---</b> | <b>67</b>    | <b>116</b>   | <b>---</b> | <b>---</b> | <b>---</b> |
| 4161 wood chips                                      | 116           | ---          | ---        | ---          | 116          | ---        | ---        | ---        |
| 4170 wood in the rough                               | 15            | ---          | ---        | 15           | ---          | ---        | ---        | ---        |
| 4189 lumber  | 52            | ---          | ---        | 52           | ---          | ---        | ---        | ---        |
| <b>Subtotal soil, sand, gravel, rock and stone</b>   | <b>217</b>    | <b>---</b>   | <b>---</b> | <b>217</b>   | <b>---</b>   | <b>---</b> | <b>---</b> | <b>---</b> |
| 4323 gypsum  | 214           | ---          | ---        | 214          | ---          | ---        | ---        | ---        |
| 4331 sand & gravel                                   | 3             | ---          | ---        | 3            | ---          | ---        | ---        | ---        |
| <b>Subtotal iron ore and scrap</b>                   | <b>73</b>     | <b>---</b>   | <b>---</b> | <b>---</b>   | <b>73</b>    | <b>---</b> | <b>---</b> | <b>---</b> |
| 4420 iron & steel scrap                              | 73            | ---          | ---        | ---          | 73           | ---        | ---        | ---        |
| <b>Subtotal sulphur, clay and salt</b>               | <b>350</b>    | <b>---</b>   | <b>---</b> | <b>8</b>     | <b>342</b>   | <b>---</b> | <b>---</b> | <b>---</b> |
| 4741 sulphur, (dry)                                  | 350           | ---          | ---        | 8            | 342          | ---        | ---        | ---        |
| <b>Total primary manufactured goods</b>              | <b>1,461</b>  | <b>---</b>   | <b>---</b> | <b>1,461</b> | <b>---</b>   | <b>---</b> | <b>---</b> | <b>---</b> |
| <b>Subtotal paper products</b>                       | <b>0</b>      | <b>---</b>   | <b>---</b> | <b>0</b>     | <b>---</b>   | <b>---</b> | <b>---</b> | <b>---</b> |
| 5120 paper & paperboard                              | 0             | ---          | ---        | 0            | ---          | ---        | ---        | ---        |
| 5190 paper products nec                              | 0             | ---          | ---        | 0            | ---          | ---        | ---        | ---        |
| <b>Subtotal lime, cement and glass</b>               | <b>552</b>    | <b>---</b>   | <b>---</b> | <b>552</b>   | <b>---</b>   | <b>---</b> | <b>---</b> | <b>---</b> |
| 5220 cement & concrete                               | 551           | ---          | ---        | 551          | ---          | ---        | ---        | ---        |
| 5240 glass & glass prod.                             | 1             | ---          | ---        | 1            | ---          | ---        | ---        | ---        |
| 5290 misc. mineral prod.                             | 0             | ---          | ---        | 0            | ---          | ---        | ---        | ---        |
| <b>Subtotal primary iron and steel products</b>      | <b>184</b>    | <b>---</b>   | <b>---</b> | <b>184</b>   | <b>---</b>   | <b>---</b> | <b>---</b> | <b>---</b> |
| 5320 i&s primary forms                               | 2             | ---          | ---        | 2            | ---          | ---        | ---        | ---        |
| 5330 i&s plates & sheets                             | 150           | ---          | ---        | 150          | ---          | ---        | ---        | ---        |
| 5360 i&s bars & shapes                               | 16            | ---          | ---        | 16           | ---          | ---        | ---        | ---        |
| 5370 i&s pipe & tube                                 | 16            | ---          | ---        | 16           | ---          | ---        | ---        | ---        |
| <b>Subtotal primary non-ferrous metal products</b>   | <b>704</b>    | <b>---</b>   | <b>---</b> | <b>704</b>   | <b>---</b>   | <b>---</b> | <b>---</b> | <b>---</b> |
| 5422 aluminum  | 1             | ---          | ---        | 1            | ---          | ---        | ---        | ---        |

SAN PABLO BAY AND MARE ISLAND STRAIT, CA  
Freight Traffic, 2002 - continued  
(thousand short tons)

| Commodity   | Total          | Foreign       |              |               |               | Canadian   |              |            |
|---|----------------|---------------|--------------|---------------|---------------|------------|--------------|------------|
|   |                | Inbound*      | Outbound     | Through       |               | Outbound   | Through      |            |
|   |                |               |              | Upbound*      | Downbnd*      |            | Upbound      | Downbnd    |
| 5480 fab. metal products  | 703            | —             | —            | 703           | —             | —          | —            | —          |
| <b>Subtotal primary wood products</b>                           | <b>21</b>      | —             | —            | <b>21</b>     | —             | —          | —            | —          |
| 5540 primary wood prod.   | 21             | —             | —            | 21            | —             | —          | —            | —          |
| <b>Total food and farm products</b>                             | <b>1,707</b>   | —             | —            | <b>1,103</b>  | <b>603</b>    | —          | —            | —          |
| <b>Subtotal grain</b>   | <b>592</b>     | —             | —            | —             | <b>592</b>    | —          | —            | —          |
| 6241 wheat  | 91             | —             | —            | —             | 91            | —          | —            | —          |
| 6442 rice   | 501            | —             | —            | —             | 501           | —          | —            | —          |
| <b>Subtotal oilseeds</b>  | <b>211</b>     | —             | —            | <b>206</b>    | <b>4</b>      | —          | —            | —          |
| 6590 oilseeds nec   | 211            | —             | —            | 206           | 4             | —          | —            | —          |
| <b>Subtotal vegetable products</b>                              | <b>65</b>      | —             | —            | <b>59</b>     | <b>6</b>      | —          | —            | —          |
| 6653 vegetable oils   | 65             | —             | —            | 59            | 6             | —          | —            | —          |
| <b>Subtotal processed grain and animal feed</b>                 | <b>56</b>      | —             | —            | <b>56</b>     | —             | —          | —            | —          |
| 6747 grain mill products  | 0              | —             | —            | 0             | —             | —          | —            | —          |
| 6781 hay & fodder   | 28             | —             | —            | 28            | —             | —          | —            | —          |
| 6782 animal feed, prep.   | 28             | —             | —            | 28            | —             | —          | —            | —          |
| <b>Subtotal other agricultural products</b>                     | <b>783</b>     | —             | —            | <b>781</b>    | <b>2</b>      | —          | —            | —          |
| 6838 tallow, animal oils  | 2              | —             | —            | 0             | 2             | —          | —            | —          |
| 6861 sugar  | 565            | —             | —            | 565           | —             | —          | —            | —          |
| 6865 molasses   | 193            | —             | —            | 193           | —             | —          | —            | —          |
| 6885 alcoholic beverages  | 1              | —             | —            | 1             | —             | —          | —            | —          |
| 6888 water & ice  | 0              | —             | —            | 0             | —             | —          | —            | —          |
| 6889 food products nec  | 1              | —             | —            | 1             | —             | —          | —            | —          |
| 6899 farm products nec  | 22             | —             | —            | 22            | —             | —          | —            | —          |
| <b>Total all manufactured equipment, machinery and products</b> | <b>163</b>     | —             | —            | <b>159</b>    | <b>4</b>      | —          | <b>0</b>     | —          |
| 7110 machinery (not elec)                                       | 80             | —             | —            | 79            | 1             | —          | 0            | —          |
| 7120 electrical machinery                                       | 2              | —             | —            | —             | 2             | —          | —            | —          |
| 7210 vehicles & parts   | 78             | —             | —            | 77            | 1             | —          | —            | —          |
| 7400 manufac. wood prod.  | 3              | —             | —            | 3             | —             | —          | —            | —          |
| 7500 textile products   | 0              | —             | —            | 0             | —             | —          | —            | —          |
| 7600 rubber & plastic pr.                                       | 0              | —             | —            | 0             | 0             | —          | —            | —          |
| 7900 manufac. prod. nec   | 0              | —             | —            | 0             | 0             | —          | —            | —          |
| <b>Total unknown or not elsewhere classified</b>                | <b>12</b>      | —             | —            | <b>12</b>     | —             | —          | —            | —          |
| 9900 unknown or nec   | 12             | —             | —            | 12            | —             | —          | —            | —          |
| <b>Ton-miles (x1000)<br/>Foreign &amp; Canadian</b>             | <b>128,589</b> | <b>11,160</b> | <b>2,513</b> | <b>76,031</b> | <b>32,471</b> | <b>314</b> | <b>5,730</b> | <b>371</b> |

| Commodity   | Total         | Coastwise    |              |               |               |
|---|---------------|--------------|--------------|---------------|---------------|
|   |               | Receipts     | Shipments    | Through       |               |
|   |               |              |              | Upbound       | Downbnd       |
| <b>Total, all commodities</b>                                   | <b>9,437</b>  | <b>256</b>   | <b>615</b>   | <b>7,296</b>  | <b>1,270</b>  |
| <b>Total petroleum and petroleum products</b>                   | <b>9,155</b>  | <b>251</b>   | <b>615</b>   | <b>7,210</b>  | <b>1,080</b>  |
| <b>Subtotal crude petroleum</b>                                 | <b>6,446</b>  | —            | —            | <b>6,446</b>  | —             |
| 2100 crude petroleum  | 6,446         | —            | —            | 6,446         | —             |
| <b>Subtotal petroleum products</b>                              | <b>2,709</b>  | <b>251</b>   | <b>615</b>   | <b>764</b>    | <b>1,080</b>  |
| 2211 gasoline   | 1,269         | 234          | 329          | 210           | 496           |
| 2330 distillate fuel oil  | 789           | —            | 105          | 415           | 269           |
| 2340 residual fuel oil  | 433           | —            | 150          | 15            | 268           |
| 2350 lube oil & greases   | 151           | —            | 24           | 90            | 37            |
| 2429 naphtha & solvents   | 42            | —            | 7            | 25            | 10            |
| 2540 petroleum coke   | 9             | —            | —            | 9             | —             |
| 2990 petro. products nec  | 17            | 17           | —            | —             | —             |
| <b>Total chemicals and related products</b>                     | <b>277</b>    | <b>6</b>     | —            | <b>85</b>     | <b>186</b>    |
| <b>Subtotal fertilizers</b>                                     | <b>9</b>      | —            | —            | <b>9</b>      | —             |
| 3110 nitrogenous fert.  | 9             | —            | —            | 9             | —             |
| <b>Subtotal other chemicals and related products</b>            | <b>268</b>    | <b>6</b>     | —            | <b>77</b>     | <b>186</b>    |
| 3212 benzene & toluene  | 20            | 6            | —            | —             | 14            |
| 3220 alcohols   | 167           | —            | —            | —             | 167           |
| 3276 metallic salts   | 3             | —            | —            | 3             | —             |
| 3297 chemical additives   | 79            | —            | —            | 74            | 5             |
| <b>Total crude materials, inedible except fuels</b>             | <b>4</b>      | —            | —            | —             | <b>4</b>      |
| <b>Subtotal forest products, wood and chips</b>                 | <b>4</b>      | —            | —            | —             | <b>4</b>      |
| 4161 wood chips   | 4             | —            | —            | —             | 4             |
| <b>Total all manufactured equipment, machinery and products</b> | <b>0</b>      | —            | —            | <b>0</b>      | —             |
| 7110 machinery (not elec)                                       | 0             | —            | —            | 0             | —             |
| <b>Ton-miles (x1000)<br/>Coastwise</b>                          | <b>94,371</b> | <b>2,565</b> | <b>6,149</b> | <b>72,960</b> | <b>12,697</b> |

SAN PABLO BAY AND MARE ISLAND STRAIT, CA  
Freight Traffic, 2002 - continued  
(thousand short tons)

| Commodity  | Total          | Internal   |           |           |              |              |              |
|--|----------------|------------|-----------|-----------|--------------|--------------|--------------|
|  |                | Inbound    |           | Outbound  |              | Through      |              |
|  |                | Upbound    | Downbnd   | Upbound   | Downbnd      | Upbound      | Downbnd      |
| <b>Total, all commodities</b>                              | <b>2,084</b>   | <b>82</b>  | <b>36</b> | <b>10</b> | <b>297</b>   | <b>810</b>   | <b>848</b>   |
| <b>Total petroleum and petroleum products</b>              | <b>1,303</b>   | <b>82</b>  | <b>29</b> | <b>10</b> | <b>297</b>   | <b>355</b>   | <b>530</b>   |
| Subtotal crude petroleum                                   | 212            | 79         | —         | —         | —            | 133          | —            |
| 2100 crude petroleum                                       | 212            | 79         | —         | —         | —            | 133          | —            |
| Subtotal petroleum products                                | <b>1,091</b>   | <b>4</b>   | <b>29</b> | <b>10</b> | <b>297</b>   | <b>222</b>   | <b>530</b>   |
| 2211 gasoline  | 101            | —          | 10        | —         | 36           | 25           | 30           |
| 2221 kerosene  | 1              | —          | —         | —         | —            | —            | 1            |
| 2330 distillate fuel oil                                   | 243            | —          | —         | —         | 40           | 31           | 173          |
| 2340 residual fuel oil                                     | 436            | 4          | 16        | 6         | 137          | 131          | 143          |
| 2350 lube oil & greases                                    | 305            | —          | 3         | 3         | 85           | 30           | 184          |
| 2429 naphtha & solvents                                    | 5              | —          | —         | —         | —            | 5            | —            |
| <b>Total chemicals and related products</b>                | <b>22</b>      | <b>—</b>   | <b>7</b>  | <b>—</b>  | <b>—</b>     | <b>8</b>     | <b>6</b>     |
| Subtotal other chemicals and related products              | 22             | —          | 7         | —         | —            | 8            | 6            |
| 3212 benzene & toluene                                     | 8              | —          | —         | —         | —            | 8            | —            |
| 3220 alcohols  | 7              | —          | 7         | —         | —            | —            | —            |
| 3297 chemical additives                                    | 6              | —          | —         | —         | —            | —            | 6            |
| <b>Total crude materials, inedible except fuels</b>        | <b>626</b>     | <b>—</b>   | <b>—</b>  | <b>—</b>  | <b>—</b>     | <b>390</b>   | <b>236</b>   |
| Subtotal soil, sand, gravel, rock and stone                | 595            | —          | —         | —         | —            | 359          | 236          |
| 4331 sand & gravel   | 595            | —          | —         | —         | —            | 359          | 236          |
| Subtotal marine shells                                     | 31             | —          | —         | —         | —            | 31           | —            |
| 4515 marine shells   | 31             | —          | —         | —         | —            | 31           | —            |
| <b>Total primary manufactured goods</b>                    | <b>76</b>      | <b>—</b>   | <b>—</b>  | <b>—</b>  | <b>—</b>     | <b>0</b>     | <b>76</b>    |
| Subtotal lime, cement and glass                            | 73             | —          | —         | —         | —            | —            | 73           |
| 5290 misc. mineral prod.                                   | 73             | —          | —         | —         | —            | —            | 73           |
| Subtotal primary iron and steel products                   | 1              | —          | —         | —         | —            | —            | 1            |
| 5370 i&s pipe & tube                                       | 1              | —          | —         | —         | —            | —            | 1            |
| Subtotal primary non-ferrous metal products                | 2              | —          | —         | —         | —            | 0            | 2            |
| 5480 fab. metal products                                   | 2              | —          | —         | —         | —            | 0            | 2            |
| <b>Total food and farm products</b>                        | <b>57</b>      | <b>—</b>   | <b>—</b>  | <b>—</b>  | <b>—</b>     | <b>57</b>    | <b>—</b>     |
| Subtotal other agricultural products                       | 57             | —          | —         | —         | —            | 57           | —            |
| 6865 molasses  | 57             | —          | —         | —         | —            | 57           | —            |
| <b>Ton-miles (x1000)</b>                                   | <b>18,420</b>  | <b>822</b> | <b>0</b>  | <b>0</b>  | <b>2,970</b> | <b>7,980</b> | <b>6,649</b> |
| Internal   |                |            |           |           |              |              |              |
| <b>Tons All Traffic (x1000)</b>                            | <b>24,380</b>  |            |           |           |              |              |              |
| <b>Ton-miles All Traffic (x1000)</b>                       | <b>241,381</b> |            |           |           |              |              |              |
| <b>Total Trip-ton-miles Internal and Intraport (x1000)</b> | <b>69,207</b>  |            |           |           |              |              |              |

\*Includes 27,640 tons of foreign inbound in-transits; Includes 81,036 tons of foreign upbound through in-transits;  
Includes 92,521 tons of foreign downbound through in-transits.

CARQUINEZ STRAIT, CA

Section Included: All of Carquinez Strait from Davis Point on the westerly end to the Benicia-Martinez Bridge at Suisun Point on the easterly end, a distance of about 8 miles. Controlling Depth: 33 feet. Project Depth: 45 feet.

Comparative Statement of Traffic (thousand short tons)

| Year | Total  | Year | Total  | Year | Total  | Year        | Total         |
|------|--------|------|--------|------|--------|-------------|---------------|
| 1993 | 26,046 | 1996 | 24,841 | 1999 | 17,388 | <b>2002</b> | <b>21,948</b> |
| 1994 | 26,118 | 1997 | 20,421 | 2000 | 18,435 |             |               |
| 1995 | 26,931 | 1998 | 19,539 | 2001 | 20,203 |             |               |

Freight Traffic, 2002 (thousand short tons)

| Commodity                                     | Total         | Foreign      |              |              |              | Canadian   |            |           |
|---|---------------|--------------|--------------|--------------|--------------|------------|------------|-----------|
|   |               | Inbound*     | Outbound*    | Through      |              | Inbound    | Through    |           |
|   |               |              |              | Upbound*     | Downbnd*     |            | Upbound    | Downbnd   |
| <b>Total, all commodities</b>                 | <b>11,460</b> | <b>4,005</b> | <b>1,040</b> | <b>3,598</b> | <b>2,207</b> | <b>225</b> | <b>348</b> | <b>37</b> |
| <b>Total petroleum and petroleum products</b> | <b>5,311</b>  | <b>2,700</b> | <b>817</b>   | <b>594</b>   | <b>1,067</b> | <b>90</b>  | <b>5</b>   | <b>37</b> |
| Subtotal crude petroleum                      | 2,758         | 2,192        | —            | 486          | —            | 79         | —          | —         |
| 2100 crude petroleum                          | 2,758         | 2,192        | —            | 486          | —            | 79         | —          | —         |
| Subtotal petroleum products                   | 2,553         | 508          | 817          | 108          | 1,067        | 11         | 5          | 37        |
| 2211 gasoline                                 | 347           | 241          | 27           | 19           | 23           | —          | —          | 37        |
| 2221 kerosene                                 | 79            | 74           | —            | —            | —            | —          | 5          | —         |
| 2330 distillate fuel oil                      | 104           | 36           | 41           | 6            | 11           | 11         | —          | —         |
| 2340 residual fuel oil                        | 493           | —            | 348          | 21           | 123          | —          | —          | —         |
| 2350 lube oil & greases                       | 76            | 12           | 44           | 2            | 19           | —          | —          | —         |
| 2410 petro. jelly & waxes                     | 4             | —            | —            | 4            | —            | —          | —          | —         |
| 2429 naphtha & solvents                       | 447           | 146          | 212          | 55           | 35           | —          | —          | —         |
| 2540 petroleum coke                           | 1,002         | —            | 146          | —            | 856          | —          | —          | —         |

CARQUINEZ STRAIT, CA  
Freight Traffic, 2002 - continued  
(thousand short tons)

| Commodity   | Total        | Foreign    |            |              |            | Canadian   |            |            |
|---|--------------|------------|------------|--------------|------------|------------|------------|------------|
|   |              | Inbound*   | Outbound*  | Through      |            | Inbound    | Through    |            |
|   |              |            |            | Upbound*     | Downbnd*   |            | Upbound    | Downbnd    |
| <b>Total chemicals and related products</b>                     | <b>1,982</b> | <b>643</b> | <b>219</b> | <b>637</b>   | <b>5</b>   | <b>136</b> | <b>342</b> | <b>---</b> |
| <b>Subtotal fertilizers</b>                                     | <b>535</b>   | <b>---</b> | <b>---</b> | <b>452</b>   | <b>---</b> | <b>---</b> | <b>83</b>  | <b>---</b> |
| 3110 nitrogenous fert.  | 490          | ---        | ---        | 407          | ---        | ---        | 83         | ---        |
| 3130 potassic fert.   | 7            | ---        | ---        | 7            | ---        | ---        | ---        | ---        |
| 3190 fert. & mixes nec  | 37           | ---        | ---        | 37           | ---        | ---        | ---        | ---        |
| <b>Subtotal other chemicals and related products</b>            | <b>1,447</b> | <b>643</b> | <b>219</b> | <b>185</b>   | <b>5</b>   | <b>136</b> | <b>260</b> | <b>---</b> |
| 3211 acyclic hydrocarbons                                       | 15           | ---        | 10         | ---          | 5          | ---        | ---        | ---        |
| 3212 benzene & toluene  | 5            | 5          | ---        | ---          | ---        | ---        | ---        | ---        |
| 3220 alcohols   | 32           | 32         | ---        | 0            | ---        | ---        | ---        | ---        |
| 3230 carboxylic acids   | 4            | ---        | ---        | 4            | ---        | ---        | ---        | ---        |
| 3240 nitrogen func. comp.                                       | 13           | 13         | ---        | 0            | ---        | ---        | ---        | ---        |
| 3250 organo - inorg. comp.                                      | 0            | ---        | ---        | ---          | 0          | ---        | ---        | ---        |
| 3260 organic comp. nec  | 774          | 571        | ---        | 52           | ---        | 136        | 16         | ---        |
| 3273 ammonia  | 296          | ---        | ---        | 91           | ---        | ---        | 205        | ---        |
| 3274 sodium hydroxide   | 63           | ---        | ---        | 24           | ---        | ---        | 39         | ---        |
| 3275 inorg. elem., oxides, & halogen salts                      | 176          | ---        | 175        | 1            | ---        | ---        | ---        | ---        |
| 3276 metallic salts   | 8            | ---        | ---        | 8            | ---        | ---        | ---        | ---        |
| 3279 inorganic chem. nec  | 33           | ---        | 33         | ---          | ---        | ---        | ---        | ---        |
| 3284 medicines  | 27           | 21         | ---        | 6            | ---        | ---        | ---        | ---        |
| 3286 plastics   | 0            | ---        | ---        | 0            | ---        | ---        | ---        | ---        |
| <b>Total crude materials, inedible except fuels</b>             | <b>824</b>   | <b>8</b>   | <b>---</b> | <b>284</b>   | <b>531</b> | <b>---</b> | <b>---</b> | <b>---</b> |
| <b>Subtotal forest products, wood and chips</b>                 | <b>183</b>   | <b>---</b> | <b>---</b> | <b>67</b>    | <b>116</b> | <b>---</b> | <b>---</b> | <b>---</b> |
| 4161 wood chips   | 116          | ---        | ---        | ---          | 116        | ---        | ---        | ---        |
| 4170 wood in the rough  | 15           | ---        | ---        | 15           | ---        | ---        | ---        | ---        |
| 4189 lumber   | 52           | ---        | ---        | 52           | ---        | ---        | ---        | ---        |
| <b>Subtotal soil, sand, gravel, rock and stone</b>              | <b>217</b>   | <b>---</b> | <b>---</b> | <b>217</b>   | <b>---</b> | <b>---</b> | <b>---</b> | <b>---</b> |
| 4323 gypsum   | 214          | ---        | ---        | 214          | ---        | ---        | ---        | ---        |
| 4331 sand & gravel  | 3            | ---        | ---        | 3            | ---        | ---        | ---        | ---        |
| <b>Subtotal iron ore and scrap</b>                              | <b>73</b>    | <b>---</b> | <b>---</b> | <b>---</b>   | <b>73</b>  | <b>---</b> | <b>---</b> | <b>---</b> |
| 4420 iron & steel scrap   | 73           | ---        | ---        | ---          | 73         | ---        | ---        | ---        |
| <b>Subtotal sulphur, clay and salt</b>                          | <b>350</b>   | <b>8</b>   | <b>---</b> | <b>---</b>   | <b>342</b> | <b>---</b> | <b>---</b> | <b>---</b> |
| 4741 sulphur, (dry)   | 350          | 8          | ---        | ---          | 342        | ---        | ---        | ---        |
| <b>Total primary manufactured goods</b>                         | <b>1,461</b> | <b>---</b> | <b>---</b> | <b>1,461</b> | <b>---</b> | <b>---</b> | <b>---</b> | <b>---</b> |
| <b>Subtotal paper products</b>                                  | <b>0</b>     | <b>---</b> | <b>---</b> | <b>0</b>     | <b>---</b> | <b>---</b> | <b>---</b> | <b>---</b> |
| 5120 paper & paperboard   | 0            | ---        | ---        | 0            | ---        | ---        | ---        | ---        |
| 5190 paper products nec   | 0            | ---        | ---        | 0            | ---        | ---        | ---        | ---        |
| <b>Subtotal lime, cement and glass</b>                          | <b>552</b>   | <b>---</b> | <b>---</b> | <b>552</b>   | <b>---</b> | <b>---</b> | <b>---</b> | <b>---</b> |
| 5220 cement & concrete  | 551          | ---        | ---        | 551          | ---        | ---        | ---        | ---        |
| 5240 glass & glass prod.  | 1            | ---        | ---        | 1            | ---        | ---        | ---        | ---        |
| 5290 misc. mineral prod.  | 0            | ---        | ---        | 0            | ---        | ---        | ---        | ---        |
| <b>Subtotal primary iron and steel products</b>                 | <b>184</b>   | <b>---</b> | <b>---</b> | <b>184</b>   | <b>---</b> | <b>---</b> | <b>---</b> | <b>---</b> |
| 5320 i&s primary forms  | 2            | ---        | ---        | 2            | ---        | ---        | ---        | ---        |
| 5330 i&s plates & sheets  | 150          | ---        | ---        | 150          | ---        | ---        | ---        | ---        |
| 5360 i&s bars & shapes  | 16           | ---        | ---        | 16           | ---        | ---        | ---        | ---        |
| 5370 i&s pipe & tube  | 16           | ---        | ---        | 16           | ---        | ---        | ---        | ---        |
| <b>Subtotal primary non-ferrous metal products</b>              | <b>704</b>   | <b>---</b> | <b>---</b> | <b>704</b>   | <b>---</b> | <b>---</b> | <b>---</b> | <b>---</b> |
| 5422 aluminum   | 1            | ---        | ---        | 1            | ---        | ---        | ---        | ---        |
| 5480 fab. metal products  | 703          | ---        | ---        | 703          | ---        | ---        | ---        | ---        |
| <b>Subtotal primary wood products</b>                           | <b>21</b>    | <b>---</b> | <b>---</b> | <b>21</b>    | <b>---</b> | <b>---</b> | <b>---</b> | <b>---</b> |
| 5540 primary wood prod.   | 21           | ---        | ---        | 21           | ---        | ---        | ---        | ---        |
| <b>Total food and farm products</b>                             | <b>1,707</b> | <b>565</b> | <b>1</b>   | <b>538</b>   | <b>602</b> | <b>---</b> | <b>---</b> | <b>---</b> |
| <b>Subtotal grain</b>   | <b>592</b>   | <b>---</b> | <b>---</b> | <b>---</b>   | <b>592</b> | <b>---</b> | <b>---</b> | <b>---</b> |
| 6241 wheat  | 91           | ---        | ---        | ---          | 91         | ---        | ---        | ---        |
| 6442 rice   | 501          | ---        | ---        | ---          | 501        | ---        | ---        | ---        |
| <b>Subtotal oilseeds</b>  | <b>211</b>   | <b>---</b> | <b>---</b> | <b>206</b>   | <b>4</b>   | <b>---</b> | <b>---</b> | <b>---</b> |
| 6590 oilseeds nec   | 211          | ---        | ---        | 206          | 4          | ---        | ---        | ---        |
| <b>Subtotal vegetable products</b>                              | <b>65</b>    | <b>---</b> | <b>1</b>   | <b>59</b>    | <b>4</b>   | <b>---</b> | <b>---</b> | <b>---</b> |
| 6653 vegetable oils   | 65           | ---        | 1          | 59           | 4          | ---        | ---        | ---        |
| <b>Subtotal processed grain and animal feed</b>                 | <b>56</b>    | <b>---</b> | <b>---</b> | <b>56</b>    | <b>---</b> | <b>---</b> | <b>---</b> | <b>---</b> |
| 6747 grain mill products  | 0            | ---        | ---        | 0            | ---        | ---        | ---        | ---        |
| 6781 hay & fodder   | 28           | ---        | ---        | 28           | ---        | ---        | ---        | ---        |
| 6782 animal feed, prep.   | 28           | ---        | ---        | 28           | ---        | ---        | ---        | ---        |
| <b>Subtotal other agricultural products</b>                     | <b>783</b>   | <b>565</b> | <b>---</b> | <b>216</b>   | <b>2</b>   | <b>---</b> | <b>---</b> | <b>---</b> |
| 6838 tallow, animal oils  | 2            | ---        | ---        | 0            | 2          | ---        | ---        | ---        |
| 6861 sugar  | 565          | 565        | ---        | ---          | ---        | ---        | ---        | ---        |
| 6865 molasses   | 193          | ---        | ---        | 193          | ---        | ---        | ---        | ---        |
| 6885 alcoholic beverages  | 1            | ---        | ---        | 1            | ---        | ---        | ---        | ---        |
| 6888 water & ice  | 0            | ---        | ---        | 0            | ---        | ---        | ---        | ---        |
| 6889 food products nec  | 1            | ---        | ---        | 1            | ---        | ---        | ---        | ---        |
| 6899 farm products nec  | 22           | ---        | ---        | 22           | ---        | ---        | ---        | ---        |
| <b>Total all manufactured equipment, machinery and products</b> | <b>163</b>   | <b>77</b>  | <b>3</b>   | <b>82</b>    | <b>1</b>   | <b>---</b> | <b>0</b>   | <b>---</b> |
| 7110 machinery (not elec)                                       | 80           | ---        | ---        | 79           | 1          | ---        | 0          | ---        |

CARQUINEZ STRAIT, CA  
Freight Traffic, 2002 - continued  
(thousand short tons)

| Commodity   | Total         | Foreign       |              |               |               | Canadian     |              |            |
|---|---------------|---------------|--------------|---------------|---------------|--------------|--------------|------------|
|   |               | Inbound*      | Outbound*    | Through       |               | Inbound      | Through      |            |
|   |               |               |              | Upbound*      | Downbnd*      |              | Upbound      | Downbnd    |
| 7120 electrical machinery                           | 2             | —             | 2            | —             | —             | —            | —            | —          |
| 7210 vehicles & parts                               | 78            | 77            | 1            | —             | 0             | —            | —            | —          |
| 7400 manufac. wood prod.                            | 3             | —             | —            | 3             | —             | —            | —            | —          |
| 7500 textile products                               | 0             | —             | —            | 0             | —             | —            | —            | —          |
| 7600 rubber & plastic pr.                           | 0             | —             | —            | 0             | 0             | —            | —            | —          |
| 7900 manufac. prod. nec                             | 0             | —             | —            | 0             | 0             | —            | —            | —          |
| <b>Total unknown or not elsewhere classified</b>    | <b>12</b>     | <b>12</b>     | <b>—</b>     | <b>1</b>      | <b>—</b>      | <b>—</b>     | <b>—</b>     | <b>—</b>   |
| 9900 unknown or nec                                 | 12            | 12            | —            | 1             | —             | —            | —            | —          |
| <b>Ton-miles (x1000)<br/>Foreign &amp; Canadian</b> | <b>80,222</b> | <b>28,036</b> | <b>7,282</b> | <b>25,186</b> | <b>15,447</b> | <b>1,578</b> | <b>2,433</b> | <b>260</b> |

| Commodity   | Total         | Coastwise     |              |              |              |
|---|---------------|---------------|--------------|--------------|--------------|
|   |               | Receipts      | Shipments    | Through      |              |
|   |               |               |              | Upbound      | Downbnd      |
| <b>Total, all commodities</b>                                   | <b>8,566</b>  | <b>6,854</b>  | <b>767</b>   | <b>442</b>   | <b>503</b>   |
| <b>Total petroleum and petroleum products</b>                   | <b>8,290</b>  | <b>6,780</b>  | <b>581</b>   | <b>430</b>   | <b>499</b>   |
| <b>Subtotal crude petroleum</b>                                 | <b>6,446</b>  | <b>6,193</b>  | <b>—</b>     | <b>254</b>   | <b>—</b>     |
| 2100 crude petroleum  | 6,446         | 6,193         | —            | 254          | —            |
| <b>Subtotal petroleum products</b>                              | <b>1,844</b>  | <b>587</b>    | <b>581</b>   | <b>177</b>   | <b>499</b>   |
| 2211 gasoline   | 707           | 156           | 275          | 54           | 221          |
| 2330 distillate fuel oil  | 684           | 304           | 160          | 111          | 109          |
| 2340 residual fuel oil  | 282           | 12            | 109          | 2            | 159          |
| 2350 lube oil & greases   | 127           | 90            | 37           | —            | —            |
| 2429 naphtha & solvents   | 35            | 16            | —            | 9            | 10           |
| 2540 petroleum coke   | 9             | 9             | —            | —            | —            |
| <b>Total chemicals and related products</b>                     | <b>271</b>    | <b>74</b>     | <b>186</b>   | <b>12</b>    | <b>—</b>     |
| <b>Subtotal fertilizers</b>                                     | <b>9</b>      | <b>—</b>      | <b>—</b>     | <b>9</b>     | <b>—</b>     |
| 3110 nitrogenous fert.  | 9             | —             | —            | 9            | —            |
| <b>Subtotal other chemicals and related products</b>            | <b>263</b>    | <b>74</b>     | <b>186</b>   | <b>3</b>     | <b>—</b>     |
| 3212 benzene & toluene  | 14            | —             | 14           | —            | —            |
| 3220 alcohols   | 167           | —             | 167          | —            | —            |
| 3276 metallic salts   | 3             | —             | —            | 3            | —            |
| 3297 chemical additives   | 79            | 74            | 5            | —            | —            |
| <b>Total crude materials, inedible except fuels</b>             | <b>4</b>      | <b>—</b>      | <b>—</b>     | <b>—</b>     | <b>4</b>     |
| <b>Subtotal forest products, wood and chips</b>                 | <b>4</b>      | <b>—</b>      | <b>—</b>     | <b>—</b>     | <b>4</b>     |
| 4161 wood chips   | 4             | —             | —            | —            | 4            |
| <b>Total all manufactured equipment, machinery and products</b> | <b>0</b>      | <b>0</b>      | <b>—</b>     | <b>—</b>     | <b>—</b>     |
| 7110 machinery (not elec)                                       | 0             | 0             | —            | —            | —            |
| <b>Ton-miles (x1000)<br/>Coastwise</b>                          | <b>56,423</b> | <b>47,033</b> | <b>2,776</b> | <b>3,094</b> | <b>3,521</b> |

| Commodity  | Total        | Internal   |           |            |            |            |            |           |           |
|--|--------------|------------|-----------|------------|------------|------------|------------|-----------|-----------|
|  |              | Inbound    |           | Outbound   |            | Through    |            | Intra     |           |
|  |              | Upbound    | Downbnd   | Upbound    | Downbnd    | Upbound    | Downbnd    | Upbound   | Downbnd   |
| <b>Total, all commodities</b>                        | <b>1,922</b> | <b>294</b> | <b>43</b> | <b>116</b> | <b>363</b> | <b>495</b> | <b>568</b> | <b>28</b> | <b>13</b> |
| <b>Total petroleum and petroleum products</b>        | <b>1,099</b> | <b>259</b> | <b>41</b> | <b>93</b>  | <b>356</b> | <b>105</b> | <b>204</b> | <b>28</b> | <b>13</b> |
| <b>Subtotal crude petroleum</b>                      | <b>141</b>   | <b>133</b> | <b>8</b>  | <b>—</b>   | <b>—</b>   | <b>—</b>   | <b>—</b>   | <b>—</b>  | <b>—</b>  |
| 2100 crude petroleum                                 | 141          | 133        | 8         | —          | —          | —          | —          | —         | —         |
| <b>Subtotal petroleum products</b>                   | <b>958</b>   | <b>126</b> | <b>33</b> | <b>93</b>  | <b>356</b> | <b>105</b> | <b>204</b> | <b>28</b> | <b>13</b> |
| 2211 gasoline  | 103          | 25         | 5         | 28         | 21         | —          | 18         | —         | 6         |
| 2221 kerosene  | 1            | —          | —         | —          | 1          | —          | —          | —         | —         |
| 2330 distillate fuel oil                             | 271          | 31         | 23        | 29         | 106        | —          | 66         | 16        | —         |
| 2340 residual fuel oil                               | 313          | 68         | —         | 18         | 119        | 69         | 40         | —         | —         |
| 2350 lube oil & greases                              | 256          | 3          | 5         | 19         | 108        | 30         | 79         | 5         | 8         |
| 2429 naphtha & solvents                              | 12           | —          | —         | —          | —          | 5          | —          | 7         | —         |
| <b>Total chemicals and related products</b>          | <b>43</b>    | <b>—</b>   | <b>—</b>  | <b>22</b>  | <b>7</b>   | <b>8</b>   | <b>6</b>   | <b>—</b>  | <b>—</b>  |
| <b>Subtotal other chemicals and related products</b> | <b>43</b>    | <b>—</b>   | <b>—</b>  | <b>22</b>  | <b>7</b>   | <b>8</b>   | <b>6</b>   | <b>—</b>  | <b>—</b>  |
| 3212 benzene & toluene                               | 8            | —          | —         | —          | —          | 8          | —          | —         | —         |
| 3220 alcohols  | 7            | —          | —         | —          | 7          | —          | —          | —         | —         |
| 3297 chemical additives                              | 28           | —          | —         | 22         | —          | —          | 6          | —         | —         |



CARQUINEZ STRAIT, CA  
Freight Traffic, 2002 - continued  
(thousand short tons)

| Commodity  | Total         | Internal       |            |            |              |              |              |            |            |
|--|---------------|----------------|------------|------------|--------------|--------------|--------------|------------|------------|
|  |               | Inbound        |            | Outbound   |              | Through      |              | Intra      |            |
|  |               | Upbound        | Downbnd    | Upbound    | Downbnd      | Upbound      | Downbnd      | Upbound    | Downbnd    |
| <b>Total crude materials, inedible except fuels</b>        | <b>722</b>    | <b>35</b>      | <b>3</b>   | <b>2</b>   | <b>---</b>   | <b>325</b>   | <b>358</b>   | <b>---</b> | <b>---</b> |
| <b>Subtotal soil, sand, gravel, rock and stone</b>         | <b>704</b>    | <b>35</b>      | <b>3</b>   | <b>2</b>   | <b>---</b>   | <b>306</b>   | <b>358</b>   | <b>---</b> | <b>---</b> |
| 4331 sand & gravel   | 704           | 35             | 3          | 2          | ---          | 306          | 358          | ---        | ---        |
| <b>Subtotal marine shells</b>                              | <b>19</b>     | <b>---</b>     | <b>---</b> | <b>---</b> | <b>---</b>   | <b>19</b>    | <b>---</b>   | <b>---</b> | <b>---</b> |
| 4515 marine shells   | 19            | ---            | ---        | ---        | ---          | 19           | ---          | ---        | ---        |
| <b>Total food and farm products</b>                        | <b>57</b>     | <b>---</b>     | <b>---</b> | <b>---</b> | <b>---</b>   | <b>57</b>    | <b>---</b>   | <b>---</b> | <b>---</b> |
| <b>Subtotal other agricultural products</b>                | <b>57</b>     | <b>---</b>     | <b>---</b> | <b>---</b> | <b>---</b>   | <b>57</b>    | <b>---</b>   | <b>---</b> | <b>---</b> |
| 6865 molasses  | 57            | ---            | ---        | ---        | ---          | 57           | ---          | ---        | ---        |
| <b>Ton-miles Internal (x1000)</b>                          | <b>11,667</b> | <b>1,611</b>   | <b>216</b> | <b>129</b> | <b>2,053</b> | <b>3,468</b> | <b>3,975</b> | <b>134</b> | <b>81</b>  |
| <b>Tons All Traffic (x1000)</b>                            |               | <b>21,948</b>  |            |            |              |              |              |            |            |
| <b>Ton-miles All Traffic (x1000)</b>                       |               | <b>148,312</b> |            |            |              |              |              |            |            |
| <b>Total Trip-ton-miles Internal and Intraport (x1000)</b> |               | <b>61,954</b>  |            |            |              |              |              |            |            |

\*Includes 80,854 tons of foreign inbound in-transits; Includes 79 tons of foreign outbound in-transits;  
Includes 182 tons of foreign upbound through in-transits; Includes 92,442 tons of foreign downbound through in-transits.

SUISUN BAY CHANNEL, CA

Section Included: Suisun Bay Channel from Suisun Point at west end of Benicia-Martinez Bridge to East Reach of Middleground Island thence to mouth of New York Slough. Controlling Depth: 35.0 feet from Suisun Point to Avon Wharf; 35.0 feet to Preston Point; 35.0 feet to Middle Point; 35.0 feet through East Reach Middleground Island, 38.0 feet to mouth of New York Slough, 35.0 feet thru New York Slough. Project Depth: 35 feet from Benicia-Martinez Bridge to Avon Pier, 30 feet for remainder of channel.

Comparative Statement of Traffic (thousand short tons)

| Year | Total | Year | Total | Year | Total | Year        | Total        |
|------|-------|------|-------|------|-------|-------------|--------------|
| 1993 | 7,133 | 1996 | 7,407 | 1999 | 5,728 | <b>2002</b> | <b>8,469</b> |
| 1994 | 7,556 | 1997 | 6,752 | 2000 | 6,515 |             |              |
| 1995 | 7,012 | 1998 | 6,644 | 2001 | 6,419 |             |              |

Freight Traffic, 2002 (thousand short tons)

| Commodity  | Total        | Foreign    |            |              |              | Canadian   |            |                 |
|--|--------------|------------|------------|--------------|--------------|------------|------------|-----------------|
|  |              | Inbound    | Outbound   | Through      |              | Inbound    | Outbound   | Through Upbound |
|  |              |            |            | Upbound*     | Downbnd*     |            |            |                 |
| <b>Total, all commodities</b>                        | <b>6,189</b> | <b>639</b> | <b>202</b> | <b>2,959</b> | <b>2,004</b> | <b>21</b>  | <b>37</b>  | <b>327</b>      |
| <b>Total petroleum and petroleum products</b>        | <b>1,703</b> | <b>588</b> | <b>202</b> | <b>6</b>     | <b>865</b>   | <b>5</b>   | <b>37</b>  | <b>---</b>      |
| <b>Subtotal crude petroleum</b>                      | <b>486</b>   | <b>486</b> | <b>---</b> | <b>---</b>   | <b>---</b>   | <b>---</b> | <b>---</b> | <b>---</b>      |
| 2100 crude petroleum                                 | 486          | 486        | ---        | ---          | ---          | ---        | ---        | ---             |
| <b>Subtotal petroleum products</b>                   | <b>1,217</b> | <b>101</b> | <b>202</b> | <b>6</b>     | <b>865</b>   | <b>5</b>   | <b>37</b>  | <b>---</b>      |
| 2211 gasoline  | 79           | 19         | 23         | ---          | ---          | ---        | 37         | ---             |
| 2221 kerosene  | 5            | ---        | ---        | ---          | ---          | 5          | ---        | ---             |
| 2330 distillate fuel oil                             | 17           | 6          | 11         | ---          | ---          | ---        | ---        | ---             |
| 2340 residual fuel oil                               | 145          | 21         | 123        | ---          | ---          | ---        | ---        | ---             |
| 2350 lube oil & greases                              | 21           | ---        | 10         | 2            | 8            | ---        | ---        | ---             |
| 2410 petro. jelly & waxes                            | 4            | ---        | ---        | 4            | ---          | ---        | ---        | ---             |
| 2429 naphtha & solvents                              | 90           | 55         | 35         | ---          | ---          | ---        | ---        | ---             |
| 2540 petroleum coke                                  | 856          | ---        | ---        | ---          | 856          | ---        | ---        | ---             |
| <b>Total chemicals and related products</b>          | <b>985</b>   | <b>52</b>  | <b>---</b> | <b>585</b>   | <b>5</b>     | <b>16</b>  | <b>---</b> | <b>327</b>      |
| <b>Subtotal fertilizers</b>                          | <b>535</b>   | <b>---</b> | <b>---</b> | <b>452</b>   | <b>---</b>   | <b>---</b> | <b>---</b> | <b>83</b>       |
| 3110 nitrogenous fert.                               | 490          | ---        | ---        | 407          | ---          | ---        | ---        | 83              |
| 3130 potassic fert.                                  | 7            | ---        | ---        | 7            | ---          | ---        | ---        | ---             |
| 3190 fert. & mixes nec                               | 37           | ---        | ---        | 37           | ---          | ---        | ---        | ---             |
| <b>Subtotal other chemicals and related products</b> | <b>450</b>   | <b>52</b>  | <b>---</b> | <b>134</b>   | <b>5</b>     | <b>16</b>  | <b>---</b> | <b>244</b>      |
| 3211 acyclic hydrocarbons                            | 5            | ---        | ---        | ---          | 5            | ---        | ---        | ---             |
| 3220 alcohols  | 0            | ---        | ---        | 0            | ---          | ---        | ---        | ---             |
| 3230 carboxylic acids                                | 4            | ---        | ---        | 4            | ---          | ---        | ---        | ---             |
| 3240 nitrogen func. comp.                            | 0            | ---        | ---        | 0            | ---          | ---        | ---        | ---             |
| 3250 organo - inorg. comp.                           | 0            | ---        | ---        | ---          | 0            | ---        | ---        | ---             |
| 3260 organic comp. nec                               | 67           | 52         | ---        | ---          | ---          | 16         | ---        | ---             |
| 3273 ammonia   | 296          | ---        | ---        | 91           | ---          | ---        | ---        | 205             |
| 3274 sodium hydroxide                                | 63           | ---        | ---        | 24           | ---          | ---        | ---        | 39              |
| 3275 inorg. elem., oxides, & halogen salts           | 1            | ---        | ---        | 1            | ---          | ---        | ---        | ---             |
| 3276 metallic salts                                  | 8            | ---        | ---        | 8            | ---          | ---        | ---        | ---             |
| 3284 medicines                                       | 6            | ---        | ---        | 6            | ---          | ---        | ---        | ---             |
| 3286 plastics  | 0            | ---        | ---        | 0            | ---          | ---        | ---        | ---             |

SUISUN BAY CHANNEL, CA  
Freight Traffic, 2002 - continued  
(thousand short tons)

| Commodity   | Total         | Foreign      |            |               |               | Canadian  |           |                    |
|---|---------------|--------------|------------|---------------|---------------|-----------|-----------|--------------------|
|   |               | Inbound      | Outbound   | Through       |               | Inbound   | Outbound  | Through<br>Upbound |
|   |               |              |            | Upbound*      | Downbnd*      |           |           |                    |
| <b>Total crude materials, inedible except fuels</b>             | <b>816</b>    | ---          | ---        | <b>284</b>    | <b>531</b>    | ---       | ---       | ---                |
| <b>Subtotal forest products, wood and chips</b>                 | <b>183</b>    | ---          | ---        | <b>67</b>     | <b>116</b>    | ---       | ---       | ---                |
| 4161 wood chips   | 116           | ---          | ---        | ---           | 116           | ---       | ---       | ---                |
| 4170 wood in the rough  | 15            | ---          | ---        | 15            | ---           | ---       | ---       | ---                |
| 4189 lumber   | 52            | ---          | ---        | 52            | ---           | ---       | ---       | ---                |
| <b>Subtotal soil, sand, gravel, rock and stone</b>              | <b>217</b>    | ---          | ---        | <b>217</b>    | ---           | ---       | ---       | ---                |
| 4323 gypsum   | 214           | ---          | ---        | 214           | ---           | ---       | ---       | ---                |
| 4331 sand & gravel  | 3             | ---          | ---        | 3             | ---           | ---       | ---       | ---                |
| <b>Subtotal iron ore and scrap</b>                              | <b>73</b>     | ---          | ---        | ---           | <b>73</b>     | ---       | ---       | ---                |
| 4420 iron & steel scrap   | 73            | ---          | ---        | ---           | 73            | ---       | ---       | ---                |
| <b>Subtotal sulphur, clay and salt</b>                          | <b>342</b>    | ---          | ---        | ---           | <b>342</b>    | ---       | ---       | ---                |
| 4741 sulphur, (dry)   | 342           | ---          | ---        | ---           | 342           | ---       | ---       | ---                |
| <b>Total primary manufactured goods</b>                         | <b>1,461</b>  | ---          | ---        | <b>1,461</b>  | ---           | ---       | ---       | ---                |
| <b>Subtotal paper products</b>                                  | <b>0</b>      | ---          | ---        | <b>0</b>      | ---           | ---       | ---       | ---                |
| 5120 paper & paperboard   | 0             | ---          | ---        | 0             | ---           | ---       | ---       | ---                |
| 5190 paper products nec   | 0             | ---          | ---        | 0             | ---           | ---       | ---       | ---                |
| <b>Subtotal lime, cement and glass</b>                          | <b>552</b>    | ---          | ---        | <b>552</b>    | ---           | ---       | ---       | ---                |
| 5220 cement & concrete  | 551           | ---          | ---        | 551           | ---           | ---       | ---       | ---                |
| 5240 glass & glass prod.  | 1             | ---          | ---        | 1             | ---           | ---       | ---       | ---                |
| 5290 misc. mineral prod.  | 0             | ---          | ---        | 0             | ---           | ---       | ---       | ---                |
| <b>Subtotal primary iron and steel products</b>                 | <b>184</b>    | ---          | ---        | <b>184</b>    | ---           | ---       | ---       | ---                |
| 5320 i&s primary forms  | 2             | ---          | ---        | 2             | ---           | ---       | ---       | ---                |
| 5330 i&s plates & sheets  | 150           | ---          | ---        | 150           | ---           | ---       | ---       | ---                |
| 5360 i&s bars & shapes  | 16            | ---          | ---        | 16            | ---           | ---       | ---       | ---                |
| 5370 i&s pipe & tube  | 16            | ---          | ---        | 16            | ---           | ---       | ---       | ---                |
| <b>Subtotal primary non-ferrous metal products</b>              | <b>704</b>    | ---          | ---        | <b>704</b>    | ---           | ---       | ---       | ---                |
| 5422 aluminum   | 1             | ---          | ---        | 1             | ---           | ---       | ---       | ---                |
| 5480 fab. metal products  | 703           | ---          | ---        | 703           | ---           | ---       | ---       | ---                |
| <b>Subtotal primary wood products</b>                           | <b>21</b>     | ---          | ---        | <b>21</b>     | ---           | ---       | ---       | ---                |
| 5540 primary wood prod.   | 21            | ---          | ---        | 21            | ---           | ---       | ---       | ---                |
| <b>Total food and farm products</b>                             | <b>1,141</b>  | ---          | ---        | <b>538</b>    | <b>602</b>    | ---       | ---       | ---                |
| <b>Subtotal grain</b>   | <b>592</b>    | ---          | ---        | ---           | <b>592</b>    | ---       | ---       | ---                |
| 6241 wheat  | 91            | ---          | ---        | ---           | 91            | ---       | ---       | ---                |
| 6442 rice   | 501           | ---          | ---        | ---           | 501           | ---       | ---       | ---                |
| <b>Subtotal oilseeds</b>  | <b>211</b>    | ---          | ---        | <b>206</b>    | <b>4</b>      | ---       | ---       | ---                |
| 6590 oilseeds nec   | 211           | ---          | ---        | 206           | 4             | ---       | ---       | ---                |
| <b>Subtotal vegetable products</b>                              | <b>64</b>     | ---          | ---        | <b>59</b>     | <b>4</b>      | ---       | ---       | ---                |
| 6653 vegetable oils   | 64            | ---          | ---        | 59            | 4             | ---       | ---       | ---                |
| <b>Subtotal processed grain and animal feed</b>                 | <b>56</b>     | ---          | ---        | <b>56</b>     | ---           | ---       | ---       | ---                |
| 6747 grain mill products  | 0             | ---          | ---        | 0             | ---           | ---       | ---       | ---                |
| 6781 hay & fodder   | 28            | ---          | ---        | 28            | ---           | ---       | ---       | ---                |
| 6782 animal feed, prep.   | 28            | ---          | ---        | 28            | ---           | ---       | ---       | ---                |
| <b>Subtotal other agricultural products</b>                     | <b>218</b>    | ---          | ---        | <b>216</b>    | <b>2</b>      | ---       | ---       | ---                |
| 6838 tallow, animal oils  | 2             | ---          | ---        | 0             | 2             | ---       | ---       | ---                |
| 6865 molasses   | 193           | ---          | ---        | 193           | ---           | ---       | ---       | ---                |
| 6885 alcoholic beverages  | 1             | ---          | ---        | 1             | ---           | ---       | ---       | ---                |
| 6888 water & ice  | 0             | ---          | ---        | 0             | ---           | ---       | ---       | ---                |
| 6889 food products nec  | 1             | ---          | ---        | 1             | ---           | ---       | ---       | ---                |
| 6899 farm products nec  | 22            | ---          | ---        | 22            | ---           | ---       | ---       | ---                |
| <b>Total all manufactured equipment, machinery and products</b> | <b>83</b>     | ---          | ---        | <b>82</b>     | <b>1</b>      | ---       | ---       | <b>0</b>           |
| 7110 machinery (not elec)                                       | 80            | ---          | ---        | 79            | 1             | ---       | ---       | 0                  |
| 7210 vehicles & parts   | 0             | ---          | ---        | ---           | 0             | ---       | ---       | ---                |
| 7400 manufac. wood prod.  | 3             | ---          | ---        | 3             | ---           | ---       | ---       | ---                |
| 7500 textile products   | 0             | ---          | ---        | 0             | ---           | ---       | ---       | ---                |
| 7600 rubber & plastic pr.                                       | 0             | ---          | ---        | 0             | 0             | ---       | ---       | ---                |
| 7900 manufac. prod. nec   | 0             | ---          | ---        | 0             | 0             | ---       | ---       | ---                |
| <b>Total unknown or not elsewhere classified</b>                | <b>1</b>      | ---          | ---        | <b>1</b>      | ---           | ---       | ---       | ---                |
| 9900 unknown or nec   | 1             | ---          | ---        | 1             | ---           | ---       | ---       | ---                |
| <b>Ton-miles (x1000)<br/>Foreign &amp; Canadian</b>             | <b>81,146</b> | <b>1,279</b> | <b>404</b> | <b>44,378</b> | <b>30,067</b> | <b>42</b> | <b>74</b> | <b>4,902</b>       |

SUISUN BAY CHANNEL, CA  
 Freight Traffic, 2002 - continued  
 (thousand short tons)

| Commodity  | Total        | Coastwise  |            |            |           |
|--|--------------|------------|------------|------------|-----------|
|  |              | Receipts   | Shipments  | Through    |           |
|  |              |            |            | Upbound    | Downbnd   |
| <b>Total, all commodities</b>                        | <b>945</b>   | <b>430</b> | <b>499</b> | <b>12</b>  | <b>4</b>  |
| <b>Total petroleum and petroleum products</b>        | <b>929</b>   | <b>430</b> | <b>499</b> | ---        | ---       |
| <b>Subtotal crude petroleum</b>                      | <b>254</b>   | <b>254</b> | ---        | ---        | ---       |
| 2100 crude petroleum                                 | 254          | 254        | ---        | ---        | ---       |
| <b>Subtotal petroleum products</b>                   | <b>675</b>   | <b>177</b> | <b>499</b> | ---        | ---       |
| 2211 gasoline  | 276          | 54         | 221        | ---        | ---       |
| 2330 distillate fuel oil                             | 219          | 111        | 109        | ---        | ---       |
| 2340 residual fuel oil                               | 162          | 2          | 159        | ---        | ---       |
| 2429 naphtha & solvents                              | 19           | 9          | 10         | ---        | ---       |
| <b>Total chemicals and related products</b>          | <b>12</b>    | ---        | ---        | <b>12</b>  | ---       |
| <b>Subtotal fertilizers</b>                          | <b>9</b>     | ---        | ---        | <b>9</b>   | ---       |
| 3110 nitrogenous fert.                               | 9            | ---        | ---        | 9          | ---       |
| <b>Subtotal other chemicals and related products</b> | <b>3</b>     | ---        | ---        | <b>3</b>   | ---       |
| 3276 metallic salts                                  | 3            | ---        | ---        | 3          | ---       |
| <b>Total crude materials, inedible except fuels</b>  | <b>4</b>     | ---        | ---        | ---        | <b>4</b>  |
| <b>Subtotal forest products, wood and chips</b>      | <b>4</b>     | ---        | ---        | ---        | <b>4</b>  |
| 4161 wood chips                                      | 4            | ---        | ---        | ---        | 4         |
| <b>Ton-miles (x1000)</b>                             | <b>1,740</b> | <b>555</b> | <b>947</b> | <b>175</b> | <b>63</b> |

| Commodity  | Total        | Internal   |           |              |              |            |          |            |
|--|--------------|------------|-----------|--------------|--------------|------------|----------|------------|
|  |              | Inbound    |           | Outbound     |              | Through    |          |            |
|  |              | Upbound    | Downbnd   | Upbound      | Downbnd      | Upbound    | Downbnd  |            |
| <b>Total, all commodities</b>                        | <b>1,334</b> | <b>462</b> | <b>6</b>  | <b>575</b>   | <b>149</b>   | <b>37</b>  | <b>8</b> | <b>98</b>  |
| <b>Total petroleum and petroleum products</b>        | <b>458</b>   | <b>198</b> | ---       | <b>210</b>   | ---          | <b>34</b>  | ---      | <b>16</b>  |
| <b>Subtotal crude petroleum</b>                      | <b>8</b>     | ---        | ---       | <b>8</b>     | ---          | ---        | ---      | ---        |
| 2100 crude petroleum                                 | 8            | ---        | ---       | 8            | ---          | ---        | ---      | ---        |
| <b>Subtotal petroleum products</b>                   | <b>450</b>   | <b>198</b> | ---       | <b>202</b>   | ---          | <b>34</b>  | ---      | <b>16</b>  |
| 2211 gasoline  | 51           | 28         | ---       | 24           | ---          | ---        | ---      | ---        |
| 2330 distillate fuel oil                             | 126          | 29         | ---       | 89           | ---          | ---        | ---      | 8          |
| 2340 residual fuel oil                               | 136          | 87         | ---       | 40           | ---          | ---        | ---      | 8          |
| 2350 lube oil & greases                              | 133          | 49         | ---       | 50           | ---          | 34         | ---      | ---        |
| 2429 naphtha & solvents                              | 5            | 5          | ---       | ---          | ---          | ---        | ---      | ---        |
| <b>Total chemicals and related products</b>          | <b>36</b>    | <b>30</b>  | ---       | <b>6</b>     | ---          | ---        | ---      | ---        |
| <b>Subtotal other chemicals and related products</b> | <b>36</b>    | <b>30</b>  | ---       | <b>6</b>     | ---          | ---        | ---      | ---        |
| 3212 benzene & toluene                               | 8            | 8          | ---       | ---          | ---          | ---        | ---      | ---        |
| 3297 chemical additives                              | 28           | 22         | ---       | 6            | ---          | ---        | ---      | ---        |
| <b>Total crude materials, inedible except fuels</b>  | <b>783</b>   | <b>235</b> | <b>6</b>  | <b>358</b>   | <b>92</b>    | <b>3</b>   | <b>8</b> | <b>82</b>  |
| <b>Subtotal soil, sand, gravel, rock and stone</b>   | <b>764</b>   | <b>235</b> | <b>6</b>  | <b>358</b>   | <b>73</b>    | <b>3</b>   | <b>8</b> | <b>82</b>  |
| 4331 sand & gravel                                   | 764          | 235        | 6         | 358          | 73           | 3          | 8        | 82         |
| <b>Subtotal marine shells</b>                        | <b>19</b>    | ---        | ---       | ---          | <b>19</b>    | ---        | ---      | ---        |
| 4515 marine shells                                   | 19           | ---        | ---       | ---          | 19           | ---        | ---      | ---        |
| <b>Total food and farm products</b>                  | <b>57</b>    | ---        | ---       | ---          | <b>57</b>    | ---        | ---      | ---        |
| <b>Subtotal other agricultural products</b>          | <b>57</b>    | ---        | ---       | ---          | <b>57</b>    | ---        | ---      | ---        |
| 6865 molasses  | 57           | ---        | ---       | ---          | 57           | ---        | ---      | ---        |
| <b>Ton-miles (x1000)</b>                             | <b>6,956</b> | <b>257</b> | <b>41</b> | <b>3,198</b> | <b>2,240</b> | <b>549</b> | <b>8</b> | <b>664</b> |

Internal

Tons All Traffic (x1000) 8,469  
 Ton-miles All Traffic (x1000) 89,842  
 Total Trip-ton-miles Internal and Intraport (x1000) 44,021

\*Includes 182 tons of foreign upbound through in-transits; Includes 92,442 tons of foreign downbound through in-transits.

PETALUMA RIVER, CA

Section Included: From across the flats in San Pablo Bay to the mouth of the Petaluma River a distance of 5.3 miles with a controlling depth of 7.0 feet. from the mouth of the river to Western Ave. a distance of 13 miles with a controlling depth of 8.0 feet and 270 feet above Western Ave. A controlling depth of 4.0 feet. Project Depth is 8.0 feet, except for 200 feet above Western Ave. which is 4.0 feet.

Comparative Statement of Traffic (thousand short tons)

| Year | Total | Year | Total | Year | Total | Year        | Total      |
|------|-------|------|-------|------|-------|-------------|------------|
| 1993 | 208   | 1996 | 208   | 1999 | 326   | <b>2002</b> | <b>323</b> |
| 1994 | 232   | 1997 | 216   | 2000 | 325   |             |            |
| 1995 | 196   | 1998 | 280   | 2001 | 322   |             |            |

Freight Traffic, 2002 (thousand short tons)

| Commodity  | Grand Total   | Internal           |                     |
|--|---------------|--------------------|---------------------|
|  |               | Inbound<br>Upbound | Outbound<br>Downbnd |
| <b>Total, all commodities</b>                              | <b>323</b>    | <b>250</b>         | <b>74</b>           |
| <b>Total crude materials, inedible except fuels</b>        | <b>250</b>    | <b>250</b>         | <b>—</b>            |
| <b>Subtotal soil, sand, gravel, rock and stone</b>         | <b>238</b>    | <b>238</b>         | <b>—</b>            |
| 4331 sand & gravel   | 238           | 238                | —                   |
| <b>Subtotal marine shells</b>                              | <b>12</b>     | <b>12</b>          | <b>—</b>            |
| 4515 marine shells   | 12            | 12                 | —                   |
| <b>Total primary manufactured goods</b>                    | <b>74</b>     | <b>—</b>           | <b>74</b>           |
| <b>Subtotal lime, cement and glass</b>                     | <b>73</b>     | <b>—</b>           | <b>73</b>           |
| 5290 misc. mineral prod.                                   | 73            | —                  | 73                  |
| <b>Subtotal primary non-ferrous metal products</b>         | <b>1</b>      | <b>—</b>           | <b>1</b>            |
| 5480 fab. metal products                                   | 1             | —                  | 1                   |
| <b>Ton-miles (x1000)</b>                                   | <b>3,557</b>  | <b>2,748</b>       | <b>809</b>          |
| <b>Tons All Traffic (x1000)</b>                            | <b>323</b>    |                    |                     |
| <b>Ton-miles All Traffic (x1000)</b>                       | <b>3,557</b>  |                    |                     |
| <b>Total Trip-ton-miles Internal and Intraport (x1000)</b> | <b>10,212</b> |                    |                     |

HUMBOLDT HARBOR AND BAY, CA

Section Included: Entrance channel to bay and channels in bay between Arcata Wharf on the north and Fields Landing on the south. Controlling Depth: Bar entrance channel, 45.1 feet; channel between the jetties, 35.0 feet; channel at intersection of Fields Landing and North Bay Channel, 27.5 feet, North Bay Channel, 34.8 feet to Standard Oil Wharf at Bucksport, 34.5 feet for remainder of channel; Samoa Channel, 34.6 feet; 30.0 feet in Samoa Turning Basin; Eureka Channel, 29.3 feet to angle in channel, 11.5 feet to "D" Street, 8.9 feet to head of project; Fields Landing Channel, 26.3 feet to Buhne Point, 29.6 feet at Buhne Point; 28.0 feet to turning basin, 28.5 feet in turning basin, 19.6 feet in southeast corner of turning basin. Project Depth: Entrance channel, 40 feet; North Bay, Samoa, and lower portion of Eureka Channel 30 feet, upper portion of Eureka Channel and Fields Landing Channel, 26 feet.

Comparative Statement of Traffic (thousand short tons)

| Year | Total | Year | Total | Year | Total | Year        | Total      |
|------|-------|------|-------|------|-------|-------------|------------|
| 1993 | 994   | 1996 | 1,197 | 1999 | 1,302 | <b>2002</b> | <b>920</b> |
| 1994 | 1,407 | 1997 | 1,175 | 2000 | 1,063 |             |            |
| 1995 | 1,220 | 1998 | 1,072 | 2001 | 950   |             |            |

Freight Traffic, 2002 (thousand short tons)

| Commodity   | Grand Total | Foreign    | Canadian  | Domestic   |            |           |
|---|-------------|------------|-----------|------------|------------|-----------|
|   |             | Outbound   | Inbound   | Total      | Coastwise  |           |
|   |             |            |           | Receipts   | Shipments  |           |
| <b>Total, all commodities</b>                       | <b>920</b>  | <b>241</b> | <b>71</b> | <b>608</b> | <b>527</b> | <b>81</b> |
| <b>Total petroleum and petroleum products</b>       | <b>266</b>  | <b>—</b>   | <b>—</b>  | <b>266</b> | <b>266</b> | <b>—</b>  |
| <b>Subtotal petroleum products</b>                  | <b>266</b>  | <b>—</b>   | <b>—</b>  | <b>266</b> | <b>266</b> | <b>—</b>  |
| 2211 gasoline                                       | 266         | —          | —         | 266        | 266        | —         |
| <b>Total crude materials, inedible except fuels</b> | <b>626</b>  | <b>212</b> | <b>71</b> | <b>343</b> | <b>262</b> | <b>81</b> |
| <b>Subtotal forest products, wood and chips</b>     | <b>477</b>  | <b>63</b>  | <b>71</b> | <b>343</b> | <b>262</b> | <b>81</b> |
| 4161 wood chips                                     | 128         | 60         | —         | 68         | —          | 68        |
| 4170 wood in the rough                              | 342         | —          | 71        | 271        | 258        | 13        |
| 4189 lumber   | 7           | 3          | —         | 4          | 4          | —         |
| <b>Subtotal pulp and waste paper</b>                | <b>149</b>  | <b>149</b> | <b>—</b>  | <b>—</b>   | <b>—</b>   | <b>—</b>  |
| 4225 pulp & waste paper                             | 149         | 149        | —         | —          | —          | —         |
| <b>Total primary manufactured goods</b>             | <b>26</b>   | <b>26</b>  | <b>—</b>  | <b>—</b>   | <b>—</b>   | <b>—</b>  |
| <b>Subtotal paper products</b>                      | <b>26</b>   | <b>26</b>  | <b>—</b>  | <b>—</b>   | <b>—</b>   | <b>—</b>  |
| 5120 paper & paperboard                             | 17          | 17         | —         | —          | —          | —         |
| 5190 paper products nec                             | 9           | 9          | —         | —          | —          | —         |
| <b>Subtotal lime, cement and glass</b>              | <b>1</b>    | <b>1</b>   | <b>—</b>  | <b>—</b>   | <b>—</b>   | <b>—</b>  |
| 5220 cement & concrete                              | 1           | 1          | —         | —          | —          | —         |
| <b>Total unknown or not elsewhere classified</b>    | <b>2</b>    | <b>2</b>   | <b>—</b>  | <b>—</b>   | <b>—</b>   | <b>—</b>  |
| 9900 unknown or nec                                 | 2           | 2          | —         | —          | —          | —         |

Other Harbors and Waterways 2002

| Harbor or Waterway<br>Project                | Commodity   | Thousand Short Tons |
|--|---|---------------------|
| BERKELEY, CA                                 | No Commerce Reported                                      |                     |
| BODEGA BAY, CA                               | No Commerce Reported                                      |                     |
| CRESCENT CITY HARBOR, CA                     | No Commerce Reported                                      |                     |
| MONTEREY HARBOR, CA                          | No Commerce Reported                                      |                     |
| MOSS LANDING HARBOR, CA                      | No Commerce Reported                                      |                     |
| NAPA RIVER, CA                               | 4331 sand & gravel  | 122                 |
|  | 5370 i&s pipe & tube                                      | 1                   |
|  | 5480 fab. metal products                                  | 1                   |
|  | <b>Total Tons(x1000)</b>                                  | <b>123</b>          |
|  | <b>Total Ton-miles(x1000)</b>                             | <b>1,237</b>        |
|  | <b>Total Trip-ton-miles Internal and Intraport(x1000)</b> | <b>4,091</b>        |
| NOYO RIVER, CA                               | No Commerce Reported                                      |                     |
| PILLAR POINT HARBOR, CA                      | No Commerce Reported                                      |                     |
| SAN RAFAEL CREEK, CA                         | No Commerce Reported                                      |                     |
| SANTA CRUZ HARBOR, CA                        | No Commerce Reported                                      |                     |
| SUISUN CHANNEL, CA                           | No Commerce Reported                                      |                     |
| Non-project                                  |   |                     |
| OTHER SAN FRANCISCO BAY AREA PORTS, CA (NET) | 2100 crude petroleum                                      | 133                 |
|  | 2211 gasoline   | 56                  |
|  | 2330 distillate fuel oil                                  | 25                  |
|  | 2340 residual fuel oil                                    | 422                 |
|  | 2350 lube oil & greases                                   | 15                  |
|  | 4331 sand & gravel  | 1,909               |
|  | 4515 marine shells  | 31                  |
|  | 5290 misc. mineral prod.                                  | 4                   |
|  | 5370 i&s pipe & tube                                      | 0                   |
|  | 5480 fab. metal products                                  | 1                   |
|  | 7110 machinery (not elec)                                 | 0                   |
|  | <b>Total Tons(x1000)</b>                                  | <b>2,597</b>        |

HILO HARBOR, HAWAII IS., HI

Section Included: Port of Hilo. Controlling Depth: 34.0 feet. Project Depth: 35 feet.

Comparative Statement of Traffic (thousand short tons)

| Year | Total | Year | Total | Year | Total | Year        | Total        |
|------|-------|------|-------|------|-------|-------------|--------------|
| 1993 | 1,469 | 1996 | 1,442 | 1999 | 1,701 | <b>2002</b> | <b>1,765</b> |
| 1994 | 1,455 | 1997 | 1,489 | 2000 | 1,651 |             |              |
| 1995 | 1,354 | 1998 | 1,630 | 2001 | 1,680 |             |              |

Freight Traffic, 2002 (thousand short tons)

| Commodity  | Grand Total  | Coastwise    |            |
|--|--------------|--------------|------------|
|  |              | Receipts     | Shipments  |
| <b>Total, all commodities</b>                        | <b>1,765</b> | <b>1,301</b> | <b>464</b> |
| <b>Total petroleum and petroleum products</b>        | <b>429</b>   | <b>429</b>   | <b>0</b>   |
| <b>Subtotal petroleum products</b>                   | <b>429</b>   | <b>429</b>   | <b>0</b>   |
| 2211 gasoline  | 138          | 138          | —          |
| 2330 distillate fuel oil                             | 83           | 83           | —          |
| 2340 residual fuel oil                               | 98           | 98           | —          |
| 2350 lube oil & greases                              | 0            | 0            | 0          |
| 2429 naphtha & solvents                              | 91           | 91           | —          |
| 2640 liquid natural gas                              | 20           | 20           | —          |
| 2990 petro. products nec                             | 0            | 0            | —          |
| <b>Total chemicals and related products</b>          | <b>22</b>    | <b>14</b>    | <b>8</b>   |
| <b>Subtotal fertilizers</b>                          | <b>19</b>    | <b>11</b>    | <b>8</b>   |
| 3190 fert. & mixes nec                               | 19           | 11           | 8          |
| <b>Subtotal other chemicals and related products</b> | <b>4</b>     | <b>4</b>     | <b>0</b>   |
| 3281 radioactive material                            | 0            | —            | 0          |
| 3282 pigments & paints                               | 0            | 0            | 0          |
| 3284 medicines                                       | 1            | 1            | —          |
| 3285 perfumes & cleansers                            | 1            | 1            | —          |
| 3286 plastics  | 1            | 1            | 0          |
| 3293 explosives                                      | 0            | 0            | —          |
| 3299 chem. products nec                              | 0            | 0            | —          |
| <b>Total crude materials, inedible except fuels</b>  | <b>49</b>    | <b>46</b>    | <b>3</b>   |
| <b>Subtotal forest products, wood and chips</b>      | <b>43</b>    | <b>40</b>    | <b>2</b>   |
| 4189 lumber  | 42           | 40           | 2          |
| 4190 forest products nec                             | 0            | 0            | —          |
| <b>Subtotal soil, sand, gravel, rock and stone</b>   | <b>1</b>     | <b>1</b>     | <b>—</b>   |
| 4338 soil & fill dirt                                | 1            | 1            | —          |
| <b>Subtotal iron ore and scrap</b>                   | <b>6</b>     | <b>5</b>     | <b>1</b>   |
| 4420 iron & steel scrap                              | 6            | 5            | 1          |
| <b>Subtotal other non-metal. min.</b>                | <b>0</b>     | <b>0</b>     | <b>—</b>   |
| 4900 non-metal. min. nec                             | 0            | 0            | —          |
| <b>Total primary manufactured goods</b>              | <b>838</b>   | <b>490</b>   | <b>348</b> |
| <b>Subtotal paper products</b>                       | <b>16</b>    | <b>14</b>    | <b>1</b>   |
| 5120 paper & paperboard                              | 1            | 1            | —          |
| 5190 paper products nec                              | 15           | 14           | 1          |
| <b>Subtotal lime, cement and glass</b>               | <b>26</b>    | <b>26</b>    | <b>—</b>   |
| 5220 cement & concrete                               | 23           | 23           | —          |
| 5240 glass & glass prod.                             | 0            | 0            | —          |
| 5290 misc. mineral prod.                             | 3            | 3            | —          |
| <b>Subtotal primary iron and steel products</b>      | <b>2</b>     | <b>2</b>     | <b>0</b>   |
| 5360 i&s bars & shapes                               | 1            | 1            | 0          |
| 5370 i&s pipe & tube                                 | 1            | 1            | 0          |
| <b>Subtotal primary non-ferrous metal products</b>   | <b>794</b>   | <b>448</b>   | <b>347</b> |
| 5480 fab. metal products                             | 794          | 448          | 347        |
| <b>Subtotal primary wood products</b>                | <b>0</b>     | <b>0</b>     | <b>—</b>   |
| 5540 primary wood prod.                              | 0            | 0            | —          |
| <b>Total food and farm products</b>                  | <b>151</b>   | <b>112</b>   | <b>39</b>  |
| <b>Subtotal fish</b>                                 | <b>0</b>     | <b>0</b>     | <b>—</b>   |
| 6134 fish (not shellfish)                            | 0            | 0            | —          |
| <b>Subtotal grain</b>                                | <b>2</b>     | <b>2</b>     | <b>—</b>   |
| 6442 rice  | 2            | 2            | —          |
| <b>Subtotal vegetable products</b>                   | <b>7</b>     | <b>3</b>     | <b>4</b>   |
| 6654 vegetables & prod.                              | 7            | 3            | 4          |
| <b>Subtotal processed grain and animal feed</b>      | <b>7</b>     | <b>7</b>     | <b>—</b>   |
| 6746 wheat flour                                     | 0            | 0            | —          |
| 6747 grain mill products                             | 0            | 0            | —          |
| 6781 hay & fodder                                    | 0            | 0            | —          |
| 6782 animal feed, prep.                              | 6            | 6            | —          |
| <b>Subtotal other agricultural products</b>          | <b>135</b>   | <b>100</b>   | <b>35</b>  |
| 6811 meat, fresh, frozen                             | 4            | 4            | —          |
| 6822 dairy products                                  | 0            | 0            | —          |
| 6839 animals & prod. nec                             | 4            | 0            | 3          |
| 6857 fruit & nuts nec                                | 1            | 0            | 0          |
| 6858 fruit juices                                    | 0            | —            | 0          |
| 6861 sugar   | 0            | 0            | —          |
| 6885 alcoholic beverages                             | 6            | 6            | —          |
| 6887 groceries                                       | 3            | 3            | —          |
| 6889 food products nec                               | 112          | 86           | 25         |
| 6899 farm products nec                               | 6            | 0            | 6          |

HILO HARBOR, HAWAII IS., HI  
Freight Traffic, 2002 - continued  
(thousand short tons)

| Commodity   | Grand Total | Coastwise  |           |
|---|-------------|------------|-----------|
|   |             | Receipts   | Shipments |
| <b>Total all manufactured equipment, machinery and products</b> | <b>275</b>  | <b>209</b> | <b>66</b> |
| 7110 machinery (not elec)                                       | 3           | 2          | 2         |
| 7120 electrical machinery                                       | 0           | 0          | 0         |
| 7210 vehicles & parts   | 136         | 104        | 31        |
| 7230 ships & boats  | 1           | 1          | 0         |
| 7300 ordnance & access.   | 0           | 0          | —         |
| 7400 manufac. wood prod.  | 3           | 2          | 0         |
| 7500 textile products   | 0           | 0          | —         |
| 7600 rubber & plastic pr.                                       | 0           | 0          | 0         |
| 7900 manufac. prod. nec   | 132         | 100        | 32        |
| <b>Total unknown or not elsewhere classified</b>                | <b>0</b>    | <b>0</b>   | <b>—</b>  |
| 9900 unknown or nec   | 0           | 0          | —         |

KAWAIHAE HARBOR, HAWAII IS., HI

Section Included: Port of Kawaihae. Controlling Depth: 42.0 feet in entrance channel and 36.0 feet in harbor basin. Project Depth: Harbor basin 35 feet; entrance channel 40 feet.

Comparative Statement of Traffic (thousand short tons)

| Year | Total | Year | Total | Year | Total | Year        | Total        |
|------|-------|------|-------|------|-------|-------------|--------------|
| 1993 | 655   | 1996 | 969   | 1999 | 1,090 | <b>2002</b> | <b>1,645</b> |
| 1994 | 736   | 1997 | 980   | 2000 | 1,310 |             |              |
| 1995 | 873   | 1998 | 886   | 2001 | 1,378 |             |              |

Freight Traffic, 2002 (thousand short tons)

| Commodity  | Grand Total  | Coastwise    |            |
|--|--------------|--------------|------------|
|  |              | Receipts     | Shipments  |
| <b>Total, all commodities</b>                        | <b>1,645</b> | <b>1,100</b> | <b>545</b> |
| <b>Total petroleum and petroleum products</b>        | <b>18</b>    | <b>18</b>    | <b>0</b>   |
| <b>Subtotal petroleum products</b>                   | <b>18</b>    | <b>18</b>    | <b>0</b>   |
| 2211 gasoline  | 12           | 12           | —          |
| 2330 distillate fuel oil                             | 6            | 6            | —          |
| 2350 lube oil & greases                              | 0            | 0            | 0          |
| 2990 petro. products nec                             | 0            | 0            | —          |
| <b>Total chemicals and related products</b>          | <b>16</b>    | <b>13</b>    | <b>4</b>   |
| <b>Subtotal fertilizers</b>                          | <b>14</b>    | <b>10</b>    | <b>4</b>   |
| 3190 fert. & mixes nec                               | 14           | 10           | 4          |
| <b>Subtotal other chemicals and related products</b> | <b>2</b>     | <b>2</b>     | <b>0</b>   |
| 3282 pigments & paints                               | 1            | 1            | 0          |
| 3284 medicines                                       | 0            | 0            | 0          |
| 3285 perfumes & cleansers                            | 0            | 0            | 0          |
| 3286 plastics  | 1            | 1            | —          |
| 3293 explosives                                      | 0            | 0            | —          |
| 3299 chem. products nec                              | 0            | 0            | —          |
| <b>Total crude materials, inedible except fuels</b>  | <b>38</b>    | <b>32</b>    | <b>6</b>   |
| <b>Subtotal forest products, wood and chips</b>      | <b>30</b>    | <b>24</b>    | <b>6</b>   |
| 4189 lumber  | 30           | 24           | 6          |
| <b>Subtotal pulp and waste paper</b>                 | <b>0</b>     | <b>—</b>     | <b>0</b>   |
| 4225 pulp & waste paper                              | 0            | —            | 0          |
| <b>Subtotal soil, sand, gravel, rock and stone</b>   | <b>4</b>     | <b>4</b>     | <b>—</b>   |
| 4331 sand & gravel                                   | 4            | 4            | —          |
| 4338 soil & fill dirt                                | 0            | 0            | —          |
| <b>Subtotal iron ore and scrap</b>                   | <b>3</b>     | <b>3</b>     | <b>0</b>   |
| 4420 iron & steel scrap                              | 3            | 3            | 0          |
| <b>Subtotal other non-metal. min.</b>                | <b>0</b>     | <b>0</b>     | <b>0</b>   |
| 4900 non-metal. min. nec                             | 0            | 0            | 0          |
| <b>Total primary manufactured goods</b>              | <b>1,166</b> | <b>749</b>   | <b>417</b> |
| <b>Subtotal paper products</b>                       | <b>4</b>     | <b>2</b>     | <b>1</b>   |
| 5190 paper products nec                              | 4            | 2            | 1          |
| <b>Subtotal lime, cement and glass</b>               | <b>61</b>    | <b>61</b>    | <b>0</b>   |
| 5220 cement & concrete                               | 53           | 53           | 0          |
| 5240 glass & glass prod.                             | 0            | 0            | 0          |
| 5290 misc. mineral prod.                             | 8            | 8            | 0          |
| <b>Subtotal primary iron and steel products</b>      | <b>2</b>     | <b>2</b>     | <b>0</b>   |
| 5360 i&s bars & shapes                               | 1            | 1            | 0          |
| 5370 i&s pipe & tube                                 | 1            | 1            | 0          |
| <b>Subtotal primary non-ferrous metal products</b>   | <b>1,099</b> | <b>684</b>   | <b>415</b> |
| 5480 fab. metal products                             | 1,099        | 684          | 415        |
| <b>Subtotal primary wood products</b>                | <b>0</b>     | <b>0</b>     | <b>—</b>   |
| 5540 primary wood prod.                              | 0            | 0            | —          |
| <b>Total food and farm products</b>                  | <b>104</b>   | <b>95</b>    | <b>9</b>   |
| <b>Subtotal fish</b>                                 | <b>0</b>     | <b>0</b>     | <b>0</b>   |
| 6134 fish (not shellfish)                            | 0            | 0            | 0          |

KAWAIHAE HARBOR, HAWAII IS., HI  
 Freight Traffic, 2002 - continued  
 (thousand short tons)

| Commodity   | Grand Total | Coastwise  |            |
|---|-------------|------------|------------|
|   |             | Receipts   | Shipments  |
| <b>Subtotal grain</b>   | <b>1</b>    | <b>1</b>   | <b>0</b>   |
| 6442 rice   | 1           | 1          | 0          |
| <b>Subtotal vegetable products</b>                              | <b>2</b>    | <b>2</b>   | <b>0</b>   |
| 6654 vegetables & prod.   | 2           | 2          | 0          |
| <b>Subtotal processed grain and animal feed</b>                 | <b>4</b>    | <b>4</b>   | <b>0</b>   |
| 6746 wheat flour  | 0           | 0          | —          |
| 6747 grain mill products  | 0           | 0          | 0          |
| 6781 hay & fodder   | 0           | 0          | —          |
| 6782 animal feed, prep.   | 4           | 3          | 0          |
| <b>Subtotal other agricultural products</b>                     | <b>97</b>   | <b>88</b>  | <b>9</b>   |
| 6811 meat, fresh, frozen  | 3           | 2          | 0          |
| 6839 animals & prod. nec  | 5           | 3          | 2          |
| 6857 fruit & nuts nec   | 0           | 0          | —          |
| 6858 fruit juices   | 0           | —          | 0          |
| 6871 coffee   | 0           | 0          | 0          |
| 6885 alcoholic beverages  | 9           | 9          | 0          |
| 6887 groceries  | 2           | 2          | 0          |
| 6889 food products nec  | 77          | 71         | 6          |
| 6899 farm products nec  | 2           | 1          | 1          |
| <b>Total all manufactured equipment, machinery and products</b> | <b>302</b>  | <b>193</b> | <b>109</b> |
| 7110 machinery (not elec)                                       | 3           | 2          | 1          |
| 7120 electrical machinery                                       | 0           | 0          | 0          |
| 7210 vehicles & parts   | 141         | 98         | 43         |
| 7220 aircraft & parts   | 0           | 0          | —          |
| 7230 ships & boats  | 0           | 0          | 0          |
| 7300 ordnance & access.   | 0           | 0          | —          |
| 7400 manufac. wood prod.  | 3           | 2          | 0          |
| 7500 textile products   | 0           | 0          | —          |
| 7600 rubber & plastic pr.                                       | 0           | 0          | 0          |
| 7900 manufac. prod. nec   | 154         | 89         | 64         |

KAHULUI HARBOR, MAUI, HI

Section Included: Port of Kahului. Controlling Depth: 34.0 feet. Project Depth: 35 feet.

Comparative Statement of Traffic (thousand short tons)

| Year | Total | Year | Total | Year | Total | Year        | Total        |
|------|-------|------|-------|------|-------|-------------|--------------|
| 1993 | 2,216 | 1996 | 2,828 | 1999 | 3,513 | <b>2002</b> | <b>3,458</b> |
| 1994 | 2,368 | 1997 | 2,895 | 2000 | 3,477 |             |              |
| 1995 | 2,586 | 1998 | 2,851 | 2001 | 3,695 |             |              |

Freight Traffic, 2002 (thousand short tons)

| Commodity  | Grand Total  | Coastwise    |              |
|--|--------------|--------------|--------------|
|  |              | Receipts     | Shipments    |
| <b>Total, all commodities</b>                        | <b>3,458</b> | <b>2,353</b> | <b>1,106</b> |
| <b>Total petroleum and petroleum products</b>        | <b>550</b>   | <b>550</b>   | <b>0</b>     |
| <b>Subtotal petroleum products</b>                   | <b>550</b>   | <b>550</b>   | <b>0</b>     |
| 2211 gasoline  | 236          | 236          | —            |
| 2330 distillate fuel oil                             | 214          | 214          | —            |
| 2340 residual fuel oil                               | 86           | 86           | —            |
| 2350 lube oil & greases                              | 1            | 1            | 0            |
| 2640 liquid natural gas                              | 12           | 12           | 0            |
| 2990 petro. products nec                             | 0            | 0            | —            |
| <b>Total chemicals and related products</b>          | <b>21</b>    | <b>20</b>    | <b>1</b>     |
| <b>Subtotal fertilizers</b>                          | <b>16</b>    | <b>15</b>    | <b>1</b>     |
| 3190 fert. & mixes nec                               | 16           | 15           | 1            |
| <b>Subtotal other chemicals and related products</b> | <b>5</b>     | <b>5</b>     | <b>0</b>     |
| 3275 inorg. elem., oxides, & halogen salts           | 0            | 0            | —            |
| 3282 pigments & paints                               | 1            | 1            | —            |
| 3284 medicines                                       | 2            | 2            | —            |
| 3285 perfumes & cleansers                            | 0            | 0            | —            |
| 3286 plastics  | 2            | 2            | 0            |
| 3291 pesticides                                      | 0            | 0            | —            |
| 3293 explosives                                      | 0            | 0            | —            |
| 3299 chem. products nec                              | 0            | 0            | 0            |
| <b>Total crude materials, inedible except fuels</b>  | <b>151</b>   | <b>131</b>   | <b>20</b>    |
| <b>Subtotal forest products, wood and chips</b>      | <b>61</b>    | <b>55</b>    | <b>6</b>     |
| 4189 lumber  | 61           | 55           | 6            |
| 4190 forest products nec                             | 0            | 0            | —            |
| <b>Subtotal pulp and waste paper</b>                 | <b>2</b>     | <b>—</b>     | <b>2</b>     |
| 4225 pulp & waste paper                              | 2            | —            | 2            |
| <b>Subtotal soil, sand, gravel, rock and stone</b>   | <b>81</b>    | <b>69</b>    | <b>12</b>    |
| 4331 sand & gravel                                   | 80           | 68           | 12           |
| 4338 soil & fill dirt                                | 1            | 1            | —            |



KAHULUI HARBOR, MAUI, HI  
Freight Traffic, 2002 - continued  
(thousand short tons)

| Commodity   | Grand Total  | Coastwise    |            |
|---|--------------|--------------|------------|
|   |              | Receipts     | Shipments  |
| <b>Subtotal iron ore and scrap</b>                              | <b>7</b>     | <b>7</b>     | <b>0</b>   |
| 4420 iron & steel scrap   | 7            | 7            | 0          |
| <b>Subtotal other non-metal. min.</b>                           | <b>0</b>     | <b>0</b>     | <b>—</b>   |
| 4900 non-metal. min. nec  | 0            | 0            | —          |
| <b>Total primary manufactured goods</b>                         | <b>1,960</b> | <b>1,176</b> | <b>784</b> |
| <b>Subtotal paper products</b>                                  | <b>20</b>    | <b>18</b>    | <b>2</b>   |
| 5110 newsprint  | 2            | 2            | —          |
| 5120 paper & paperboard   | 0            | 0            | —          |
| 5190 paper products nec   | 17           | 15           | 2          |
| <b>Subtotal lime, cement and glass</b>                          | <b>70</b>    | <b>70</b>    | <b>0</b>   |
| 5220 cement & concrete  | 55           | 55           | —          |
| 5240 glass & glass prod.  | 1            | 1            | —          |
| 5290 misc. mineral prod.  | 14           | 14           | 0          |
| <b>Subtotal primary iron and steel products</b>                 | <b>6</b>     | <b>6</b>     | <b>0</b>   |
| 5360 i&s bars & shapes  | 2            | 2            | 0          |
| 5370 i&s pipe & tube  | 5            | 5            | 0          |
| <b>Subtotal primary non-ferrous metal products</b>              | <b>1,864</b> | <b>1,082</b> | <b>782</b> |
| 5480 fab. metal products  | 1,864        | 1,082        | 782        |
| <b>Subtotal primary wood products</b>                           | <b>0</b>     | <b>0</b>     | <b>—</b>   |
| 5540 primary wood prod.   | 0            | 0            | —          |
| <b>Total food and farm products</b>                             | <b>292</b>   | <b>157</b>   | <b>136</b> |
| <b>Subtotal fish</b>  | <b>0</b>     | <b>0</b>     | <b>—</b>   |
| 6134 fish (not shellfish)                                       | 0            | 0            | —          |
| <b>Subtotal grain</b>   | <b>2</b>     | <b>2</b>     | <b>0</b>   |
| 6344 corn   | 0            | —            | 0          |
| 6442 rice   | 2            | 2            | —          |
| <b>Subtotal vegetable products</b>                              | <b>7</b>     | <b>7</b>     | <b>1</b>   |
| 6654 vegetables & prod.   | 7            | 7            | 1          |
| <b>Subtotal processed grain and animal feed</b>                 | <b>7</b>     | <b>7</b>     | <b>0</b>   |
| 6746 wheat flour  | 1            | 1            | —          |
| 6747 grain mill products  | 0            | 0            | —          |
| 6781 hay & fodder   | 0            | 0            | —          |
| 6782 animal feed, prep.   | 5            | 5            | 0          |
| <b>Subtotal other agricultural products</b>                     | <b>276</b>   | <b>141</b>   | <b>135</b> |
| 6811 meat, fresh, frozen  | 4            | 4            | —          |
| 6822 dairy products   | 0            | 0            | 0          |
| 6839 animals & prod. nec  | 3            | 1            | 1          |
| 6856 bananas & plantains  | 0            | 0            | —          |
| 6857 fruit & nuts nec   | 0            | 0            | —          |
| 6858 fruit juices   | 79           | 0            | 79         |
| 6861 sugar  | 3            | 0            | 3          |
| 6865 molasses   | 45           | —            | 45         |
| 6871 coffee   | 0            | 0            | —          |
| 6885 alcoholic beverages  | 15           | 15           | 0          |
| 6887 groceries  | 5            | 5            | —          |
| 6889 food products nec  | 119          | 113          | 6          |
| 6899 farm products nec  | 2            | 2            | 0          |
| <b>Total all manufactured equipment, machinery and products</b> | <b>484</b>   | <b>320</b>   | <b>165</b> |
| 7110 machinery (not elec)                                       | 8            | 4            | 5          |
| 7120 electrical machinery                                       | 1            | 0            | 0          |
| 7210 vehicles & parts   | 213          | 127          | 86         |
| 7220 aircraft & parts   | 0            | 0            | 0          |
| 7230 ships & boats  | 0            | 0            | 0          |
| 7400 manufac. wood prod.  | 6            | 5            | 1          |
| 7500 textile products   | 0            | 0            | —          |
| 7600 rubber & plastic pr.                                       | 0            | 0            | 0          |
| 7900 manufac. prod. nec   | 255          | 183          | 73         |
| <b>Total unknown or not elsewhere classified</b>                | <b>0</b>     | <b>0</b>     | <b>—</b>   |
| 9900 unknown or nec   | 0            | 0            | —          |

BARBERS POINT HARBOR, OAHU, HI

Section Included: Barbers Point Harbor. Controlling Depth: 42 feet in the entrance channel and 37 feet in the main access channel and basin. Projects Depth: 42 feet in the entrance channel; 38 feet in the deep-draft harbor main access channel and basin; 21 feet in light-draft harbor basin. Deep draft anchorage(foreign and pipeline).

Comparative Statement of Traffic (thousand short tons)

| Year | Total | Year | Total | Year | Total | Year        | Total        |
|------|-------|------|-------|------|-------|-------------|--------------|
| 1993 | 9,357 | 1996 | 8,745 | 1999 | 8,707 | <b>2002</b> | <b>5,990</b> |
| 1994 | 9,022 | 1997 | 8,162 | 2000 | 6,778 |             |              |
| 1995 | 8,233 | 1998 | 6,658 | 2001 | 6,079 |             |              |

Freight Traffic, 2002 (thousand short tons)

| Commodity   | Grand Total  | Foreign      |           | Canadian  | Domestic     |              |              |
|---|--------------|--------------|-----------|-----------|--------------|--------------|--------------|
|   |              | Inbound      | Outbound  | Inbound   | Total        | Coastwise    |              |
|   |              |              |           |           | Receipts     | Shipments    |              |
| <b>Total, all commodities</b>                       | <b>5,990</b> | <b>2,298</b> | <b>99</b> | <b>23</b> | <b>3,570</b> | <b>1,959</b> | <b>1,611</b> |
| <b>Total coal</b>                                   | <b>121</b>   | <b>121</b>   | ---       | ---       | ---          | ---          | ---          |
| 1100 coal lignite                                   | 121          | 121          | ---       | ---       | ---          | ---          | ---          |
| <b>Total petroleum and petroleum products</b>       | <b>5,548</b> | <b>1,995</b> | <b>50</b> | <b>23</b> | <b>3,480</b> | <b>1,959</b> | <b>1,521</b> |
| <b>Subtotal crude petroleum</b>                     | <b>3,643</b> | <b>1,967</b> | ---       | ---       | <b>1,676</b> | <b>1,676</b> | ---          |
| 2100 crude petroleum                                | 3,643        | 1,967        | ---       | ---       | 1,676        | 1,676        | ---          |
| <b>Subtotal petroleum products</b>                  | <b>1,905</b> | <b>28</b>    | <b>50</b> | <b>23</b> | <b>1,804</b> | <b>283</b>   | <b>1,521</b> |
| 2211 gasoline                                       | 514          | ---          | ---       | 23        | 491          | 11           | 480          |
| 2221 kerosene                                       | 28           | 28           | ---       | ---       | ---          | ---          | ---          |
| 2330 distillate fuel oil                            | 453          | ---          | 45        | ---       | 408          | 35           | 373          |
| 2340 residual fuel oil                              | 518          | ---          | ---       | ---       | 518          | 1            | 517          |
| 2350 lube oil & greases                             | 11           | ---          | ---       | ---       | 11           | ---          | 11           |
| 2429 naphtha & solvents                             | 111          | ---          | 5         | ---       | 106          | ---          | 106          |
| 2430 asphalt, tar & pitch                           | 73           | ---          | ---       | ---       | 73           | 73           | ---          |
| 2640 liquid natural gas                             | 32           | ---          | ---       | ---       | 32           | ---          | 32           |
| 2990 petro. products nec                            | 165          | ---          | ---       | ---       | 165          | 163          | 2            |
| <b>Total crude materials, inedible except fuels</b> | <b>59</b>    | <b>6</b>     | <b>49</b> | ---       | <b>3</b>     | ---          | <b>3</b>     |
| <b>Subtotal soil, sand, gravel, rock and stone</b>  | <b>6</b>     | <b>6</b>     | ---       | ---       | ---          | ---          | ---          |
| 4331 sand & gravel                                  | 6            | 6            | ---       | ---       | ---          | ---          | ---          |
| <b>Subtotal iron ore and scrap</b>                  | <b>52</b>    | ---          | <b>49</b> | ---       | <b>3</b>     | ---          | <b>3</b>     |
| 4420 iron & steel scrap                             | 52           | ---          | 49        | ---       | 3            | ---          | 3            |
| <b>Total primary manufactured goods</b>             | <b>263</b>   | <b>175</b>   | ---       | ---       | <b>88</b>    | ---          | <b>88</b>    |
| <b>Subtotal lime, cement and glass</b>              | <b>263</b>   | <b>175</b>   | ---       | ---       | <b>88</b>    | ---          | <b>88</b>    |
| 5220 cement & concrete                              | 254          | 166          | ---       | ---       | 88           | ---          | 88           |
| 5290 misc. mineral prod.                            | 9            | 9            | ---       | ---       | ---          | ---          | ---          |

HONOLULU HARBOR, OAHU, HI

Section Included: Port of Honolulu. Controlling Depth: 45.0 feet in the entrance channel; 40.0 feet in the main harbor basin; 40.0 feet in Kapalama Basin; 40.0 feet in the connecting channel. Project Depth; 45.0 feet in the entrance channel; 40.0 feet in harbor basin, connecting channel; 23.0 feet in Kalihi Channel.

Comparative Statement of Traffic (thousand short tons)

| Year | Total  | Year | Total  | Year | Total  | Year        | Total         |
|------|--------|------|--------|------|--------|-------------|---------------|
| 1993 | 10,595 | 1996 | 12,010 | 1999 | 12,259 | <b>2002</b> | <b>16,636</b> |
| 1994 | 11,672 | 1997 | 12,704 | 2000 | 15,501 |             |               |
| 1995 | 11,545 | 1998 | 13,723 | 2001 | 16,562 |             |               |

Freight Traffic, 2002 (thousand short tons)

| Commodity                                     | Grand Total   | Foreign      |            | Canadian  | Domestic      |              |              |           |
|---|---------------|--------------|------------|-----------|---------------|--------------|--------------|-----------|
|   |               | Inbound*     | Outbound*  | Inbound   | Total         | Coastwise    |              | Internal  |
|   |               |              |            |           | Receipts      | Shipments    | Intraport    |           |
| <b>Total, all commodities</b>                 | <b>16,636</b> | <b>4,212</b> | <b>586</b> | <b>57</b> | <b>11,781</b> | <b>6,472</b> | <b>5,295</b> | <b>14</b> |
| <b>Total coal</b>                             | <b>577</b>    | <b>577</b>   | ---        | ---       | ---           | ---          | ---          | ---       |
| 1100 coal lignite                             | 577           | 577          | ---        | ---       | ---           | ---          | ---          | ---       |
| <b>Total petroleum and petroleum products</b> | <b>4,337</b>  | <b>3,229</b> | <b>417</b> | ---       | <b>691</b>    | <b>641</b>   | <b>36</b>    | <b>14</b> |
| <b>Subtotal crude petroleum</b>               | <b>3,108</b>  | <b>2,850</b> | ---        | ---       | <b>258</b>    | <b>258</b>   | ---          | ---       |
| 2100 crude petroleum                          | 3,108         | 2,850        | ---        | ---       | 258           | 258          | ---          | ---       |
| <b>Subtotal petroleum products</b>            | <b>1,229</b>  | <b>380</b>   | <b>417</b> | ---       | <b>433</b>    | <b>383</b>   | <b>36</b>    | <b>14</b> |
| 2211 gasoline                                 | 60            | 30           | 0          | ---       | 30            | 29           | 2            | ---       |
| 2221 kerosene                                 | 330           | 330          | ---        | ---       | ---           | ---          | ---          | ---       |
| 2330 distillate fuel oil                      | 100           | 6            | 82         | ---       | 12            | 6            | 6            | 1         |
| 2340 residual fuel oil                        | 341           | ---          | ---        | ---       | 341           | 328          | ---          | 13        |
| 2350 lube oil & greases                       | 10            | 0            | 0          | ---       | 10            | 7            | 3            | ---       |
| 2429 naphtha & solvents                       | 364           | 12           | 334        | ---       | 17            | ---          | 17           | ---       |
| 2430 asphalt, tar & pitch                     | 0             | ---          | ---        | ---       | 0             | 0            | ---          | ---       |
| 2540 petroleum coke                           | 0             | 0            | 0          | ---       | ---           | ---          | ---          | ---       |
| 2640 liquid natural gas                       | 13            | 1            | 0          | ---       | 12            | 4            | 8            | ---       |
| 2990 petro. products nec                      | 10            | ---          | ---        | ---       | 10            | 10           | 1            | ---       |

HONOLULU HARBOR, OAHU, HI  
 Freight Traffic, 2002 - continued  
 (thousand short tons)

| Commodity  | Grand Total  | Foreign    |            | Canadian   | Domestic     |              |              |            |           |
|--|--------------|------------|------------|------------|--------------|--------------|--------------|------------|-----------|
|  |              | Inbound*   | Outbound*  | Inbound    | Total        | Coastwise    |              |            | Internal  |
|  |              |            |            |            |              | Receipts     | Shipments    |            | Intraport |
| <b>Total chemicals and related products</b>          | <b>182</b>   | <b>7</b>   | <b>2</b>   | <b>---</b> | <b>173</b>   | <b>111</b>   | <b>62</b>    | <b>---</b> |           |
| <b>Subtotal fertilizers</b>                          | <b>100</b>   | <b>1</b>   | <b>0</b>   | <b>---</b> | <b>99</b>    | <b>53</b>    | <b>46</b>    | <b>---</b> |           |
| 3110 nitrogenous fert.                               | 0            | 0          | ---        | ---        | ---          | ---          | ---          | ---        |           |
| 3190 fert. & mixes nec                               | 100          | 1          | 0          | ---        | 99           | 53           | 46           | ---        |           |
| <b>Subtotal other chemicals and related products</b> | <b>81</b>    | <b>6</b>   | <b>2</b>   | <b>---</b> | <b>74</b>    | <b>58</b>    | <b>16</b>    | <b>---</b> |           |
| 3211 acyclic hydrocarbons                            | 0            | ---        | 0          | ---        | ---          | ---          | ---          | ---        |           |
| 3219 other hydrocarbons                              | 0            | 0          | ---        | ---        | 0            | 0            | ---          | ---        |           |
| 3220 alcohols  | 0            | 0          | 0          | ---        | 0            | 0            | ---          | ---        |           |
| 3230 carboxylic acids                                | 0            | 0          | ---        | ---        | ---          | ---          | ---          | ---        |           |
| 3240 nitrogen func. comp.                            | 0            | 0          | 0          | ---        | ---          | ---          | ---          | ---        |           |
| 3260 organic comp. nec                               | 0            | ---        | ---        | ---        | 0            | 0            | ---          | ---        |           |
| 3272 sulphuric acid                                  | 0            | 0          | ---        | ---        | ---          | ---          | ---          | ---        |           |
| 3274 sodium hydroxide                                | 0            | 0          | 0          | ---        | ---          | ---          | ---          | ---        |           |
| 3275 inorg. elem., oxides, & halogen salts           | 1            | 0          | 0          | ---        | 1            | 0            | 0            | ---        |           |
| 3276 metallic salts                                  | 0            | 0          | ---        | ---        | 0            | 0            | ---          | ---        |           |
| 3279 inorganic chem. nec                             | 0            | ---        | 0          | ---        | ---          | ---          | ---          | ---        |           |
| 3281 radioactive material                            | 2            | ---        | ---        | ---        | 2            | 0            | 2            | ---        |           |
| 3282 pigments & paints                               | 16           | 0          | 0          | ---        | 16           | 14           | 2            | ---        |           |
| 3283 coloring mat. nec                               | 0            | 0          | ---        | ---        | ---          | ---          | ---          | ---        |           |
| 3284 medicines                                       | 9            | 0          | 0          | ---        | 9            | 4            | 4            | ---        |           |
| 3285 perfumes & cleansers                            | 23           | 1          | 0          | ---        | 22           | 21           | 1            | ---        |           |
| 3286 plastics  | 14           | 2          | 0          | ---        | 12           | 9            | 3            | ---        |           |
| 3291 pesticides                                      | 2            | 0          | 1          | ---        | 1            | 1            | 0            | ---        |           |
| 3292 starches, gluten, glue                          | 0            | 0          | 0          | ---        | 0            | 0            | ---          | ---        |           |
| 3293 explosives                                      | 3            | 1          | 0          | ---        | 2            | 2            | 1            | ---        |           |
| 3299 chem. products nec                              | 11           | 2          | 1          | ---        | 8            | 5            | 3            | ---        |           |
| <b>Total crude materials, inedible except fuels</b>  | <b>679</b>   | <b>37</b>  | <b>113</b> | <b>19</b>  | <b>510</b>   | <b>252</b>   | <b>259</b>   | <b>---</b> |           |
| <b>Subtotal forest products, wood and chips</b>      | <b>387</b>   | <b>1</b>   | <b>1</b>   | <b>---</b> | <b>384</b>   | <b>227</b>   | <b>157</b>   | <b>---</b> |           |
| 4170 wood in the rough                               | 2            | 0          | 0          | ---        | 2            | 2            | 0            | ---        |           |
| 4189 lumber  | 383          | 1          | 1          | ---        | 381          | 224          | 157          | ---        |           |
| 4190 forest products nec                             | 2            | 0          | 0          | ---        | 1            | 1            | 0            | ---        |           |
| <b>Subtotal pulp and waste paper</b>                 | <b>47</b>    | <b>0</b>   | <b>42</b>  | <b>---</b> | <b>5</b>     | <b>2</b>     | <b>3</b>     | <b>---</b> |           |
| 4225 pulp & waste paper                              | 47           | 0          | 42         | ---        | 5            | 2            | 3            | ---        |           |
| <b>Subtotal soil, sand, gravel, rock and stone</b>   | <b>144</b>   | <b>34</b>  | <b>4</b>   | <b>19</b>  | <b>88</b>    | <b>14</b>    | <b>74</b>    | <b>---</b> |           |
| 4310 building stone                                  | 6            | 6          | ---        | ---        | ---          | ---          | ---          | ---        |           |
| 4322 limestone                                       | 0            | 0          | ---        | ---        | ---          | ---          | ---          | ---        |           |
| 4331 sand & gravel                                   | 131          | 28         | 4          | 19         | 81           | 9            | 72           | ---        |           |
| 4338 soil & fill dirt                                | 7            | ---        | ---        | ---        | 7            | 6            | 2            | ---        |           |
| <b>Subtotal iron ore and scrap</b>                   | <b>87</b>    | <b>1</b>   | <b>61</b>  | <b>---</b> | <b>26</b>    | <b>1</b>     | <b>25</b>    | <b>---</b> |           |
| 4420 iron & steel scrap                              | 87           | 1          | 61         | ---        | 26           | 1            | 25           | ---        |           |
| <b>Subtotal marine shells</b>                        | <b>0</b>     | <b>0</b>   | <b>---</b> | <b>---</b> | <b>---</b>   | <b>---</b>   | <b>---</b>   | <b>---</b> |           |
| 4515 marine shells                                   | 0            | 0          | ---        | ---        | ---          | ---          | ---          | ---        |           |
| <b>Subtotal non-ferrous ores and scrap</b>           | <b>2</b>     | <b>0</b>   | <b>1</b>   | <b>---</b> | <b>---</b>   | <b>---</b>   | <b>---</b>   | <b>---</b> |           |
| 4680 non-ferrous scrap                               | 2            | 0          | 1          | ---        | ---          | ---          | ---          | ---        |           |
| <b>Subtotal sulphur, clay and salt</b>               | <b>5</b>     | <b>1</b>   | <b>4</b>   | <b>---</b> | <b>---</b>   | <b>---</b>   | <b>---</b>   | <b>---</b> |           |
| 4741 sulphur, (dry)                                  | 4            | ---        | 4          | ---        | ---          | ---          | ---          | ---        |           |
| 4782 clay & refrac. mat.                             | 1            | 1          | ---        | ---        | ---          | ---          | ---          | ---        |           |
| <b>Subtotal other non-metal. min.</b>                | <b>8</b>     | <b>0</b>   | <b>0</b>   | <b>---</b> | <b>8</b>     | <b>7</b>     | <b>1</b>     | <b>---</b> |           |
| 4900 non-metal. min. nec                             | 8            | 0          | 0          | ---        | 8            | 7            | 1            | ---        |           |
| <b>Total primary manufactured goods</b>              | <b>5,615</b> | <b>169</b> | <b>14</b>  | <b>---</b> | <b>5,432</b> | <b>2,468</b> | <b>2,965</b> | <b>---</b> |           |
| <b>Subtotal paper products</b>                       | <b>146</b>   | <b>6</b>   | <b>3</b>   | <b>---</b> | <b>137</b>   | <b>91</b>    | <b>45</b>    | <b>---</b> |           |
| 5110 newsprint                                       | 8            | ---        | ---        | ---        | 8            | 5            | 3            | ---        |           |
| 5120 paper & paperboard                              | 17           | 5          | 0          | ---        | 12           | 11           | 1            | ---        |           |
| 5190 paper products nec                              | 121          | 1          | 3          | ---        | 117          | 76           | 42           | ---        |           |
| <b>Subtotal lime, cement and glass</b>               | <b>388</b>   | <b>153</b> | <b>0</b>   | <b>---</b> | <b>235</b>   | <b>137</b>   | <b>99</b>    | <b>---</b> |           |
| 5220 cement & concrete                               | 199          | 111        | 0          | ---        | 88           | 20           | 67           | ---        |           |
| 5240 glass & glass prod.                             | 3            | 1          | ---        | ---        | 2            | 1            | 1            | ---        |           |
| 5290 misc. mineral prod.                             | 186          | 41         | ---        | ---        | 145          | 116          | 30           | ---        |           |
| <b>Subtotal primary iron and steel products</b>      | <b>35</b>    | <b>4</b>   | <b>0</b>   | <b>---</b> | <b>31</b>    | <b>17</b>    | <b>14</b>    | <b>---</b> |           |
| 5320 i&s primary forms                               | 0            | 0          | 0          | ---        | ---          | ---          | ---          | ---        |           |
| 5330 i&s plates & sheets                             | 0            | 0          | 0          | ---        | ---          | ---          | ---          | ---        |           |
| 5360 i&s bars & shapes                               | 22           | 3          | 0          | ---        | 18           | 14           | 5            | ---        |           |
| 5370 i&s pipe & tube                                 | 12           | 0          | 0          | ---        | 12           | 3            | 9            | ---        |           |
| 5390 primary i&s nec                                 | 0            | 0          | ---        | ---        | ---          | ---          | ---          | ---        |           |
| <b>Subtotal primary non-ferrous metal products</b>   | <b>5,016</b> | <b>5</b>   | <b>10</b>  | <b>---</b> | <b>5,002</b> | <b>2,195</b> | <b>2,806</b> | <b>---</b> |           |
| 5421 copper  | 0            | 0          | 0          | ---        | ---          | ---          | ---          | ---        |           |
| 5422 aluminum  | 0            | 0          | 0          | ---        | ---          | ---          | ---          | ---        |           |
| 5429 smelted prod. nec                               | 10           | 2          | 7          | ---        | ---          | ---          | ---          | ---        |           |
| 5480 fab. metal products                             | 5,006        | 2          | 3          | ---        | 5,002        | 2,195        | 2,806        | ---        |           |
| <b>Subtotal primary wood products</b>                | <b>30</b>    | <b>2</b>   | <b>1</b>   | <b>---</b> | <b>28</b>    | <b>28</b>    | <b>0</b>     | <b>---</b> |           |
| 5540 primary wood prod.                              | 30           | 2          | 1          | ---        | 28           | 28           | 0            | ---        |           |
| <b>Total food and farm products</b>                  | <b>1,847</b> | <b>48</b>  | <b>18</b>  | <b>38</b>  | <b>1,744</b> | <b>1,038</b> | <b>705</b>   | <b>---</b> |           |
| <b>Subtotal fish</b>                                 | <b>8</b>     | <b>3</b>   | <b>1</b>   | <b>---</b> | <b>4</b>     | <b>3</b>     | <b>1</b>     | <b>---</b> |           |
| 6134 fish (not shellfish)                            | 6            | 2          | 1          | ---        | 4            | 3            | 1            | ---        |           |

HONOLULU HARBOR, OAHU, HI  
 Freight Traffic, 2002 - continued  
 (thousand short tons)

| Commodity   | Grand Total  | Foreign    |            | Canadian<br>Inbound | Domestic     |              |              | Internal<br>Intraport |
|---|--------------|------------|------------|---------------------|--------------|--------------|--------------|-----------------------|
|   |              | Inbound*   | Outbound*  |                     | Total        | Coastwise    |              |                       |
|   |              |            |            | Receipts            |              | Shipments    |              |                       |
| 6136 shellfish  | 1            | 1          | 0          | ---                 | ---          | ---          | ---          | ---                   |
| <b>Subtotal grain</b>   | <b>87</b>    | <b>3</b>   | <b>1</b>   | <b>38</b>           | <b>45</b>    | <b>38</b>    | <b>6</b>     | <b>---</b>            |
| 6241 wheat  | 38           | ---        | ---        | 38                  | ---          | ---          | ---          | ---                   |
| 6344 corn   | 1            | ---        | ---        | ---                 | 1            | 0            | 0            | ---                   |
| 6442 rice   | 48           | 3          | 1          | ---                 | 44           | 38           | 6            | ---                   |
| 6443 barley & rye   | 0            | ---        | 0          | ---                 | ---          | ---          | ---          | ---                   |
| <b>Subtotal oilseeds</b>  | <b>1</b>     | <b>1</b>   | <b>---</b> | <b>---</b>          | <b>---</b>   | <b>---</b>   | <b>---</b>   | <b>---</b>            |
| 6521 peanuts  | 0            | 0          | ---        | ---                 | ---          | ---          | ---          | ---                   |
| 6522 soybeans   | 1            | 1          | ---        | ---                 | ---          | ---          | ---          | ---                   |
| 6590 oilseeds nec   | 0            | 0          | ---        | ---                 | ---          | ---          | ---          | ---                   |
| <b>Subtotal vegetable products</b>                              | <b>112</b>   | <b>4</b>   | <b>0</b>   | <b>---</b>          | <b>108</b>   | <b>88</b>    | <b>20</b>    | <b>---</b>            |
| 6653 vegetable oils   | 0            | 0          | 0          | ---                 | ---          | ---          | ---          | ---                   |
| 6654 vegetables & prod.   | 111          | 3          | 0          | ---                 | 108          | 88           | 20           | ---                   |
| <b>Subtotal processed grain and animal feed</b>                 | <b>100</b>   | <b>2</b>   | <b>0</b>   | <b>---</b>          | <b>97</b>    | <b>77</b>    | <b>20</b>    | <b>---</b>            |
| 6746 wheat flour  | 14           | 0          | 0          | ---                 | 14           | 12           | 2            | ---                   |
| 6747 grain mill products  | 8            | 1          | 0          | ---                 | 7            | 6            | 1            | ---                   |
| 6781 hay & fodder   | 2            | 0          | 0          | ---                 | 2            | 1            | 1            | ---                   |
| 6782 animal feed, prep.   | 76           | 0          | ---        | ---                 | 75           | 59           | 17           | ---                   |
| <b>Subtotal other agricultural products</b>                     | <b>1,541</b> | <b>35</b>  | <b>16</b>  | <b>---</b>          | <b>1,490</b> | <b>832</b>   | <b>658</b>   | <b>---</b>            |
| 6811 meat, fresh, frozen  | 91           | 8          | 1          | ---                 | 82           | 71           | 11           | ---                   |
| 6817 meat, prepared   | 0            | 0          | 0          | ---                 | ---          | ---          | ---          | ---                   |
| 6822 dairy products   | 33           | 0          | 0          | ---                 | 33           | 32           | 1            | ---                   |
| 6835 fish, prepared   | 0            | 0          | ---        | ---                 | ---          | ---          | ---          | ---                   |
| 6839 animals & prod. nec  | 33           | 1          | 0          | ---                 | 32           | 19           | 13           | ---                   |
| 6856 bananas & plantains  | 3            | 0          | 0          | ---                 | 3            | 2            | 0            | ---                   |
| 6857 fruit & nuts nec   | 35           | 3          | 1          | ---                 | 31           | 9            | 22           | ---                   |
| 6858 fruit juices   | 208          | 3          | 2          | ---                 | 203          | 80           | 123          | ---                   |
| 6861 sugar  | 8            | ---        | ---        | ---                 | 8            | 4            | 4            | ---                   |
| 6865 molasses   | 120          | ---        | ---        | ---                 | 120          | 62           | 59           | ---                   |
| 6871 coffee   | 6            | 0          | 0          | ---                 | 6            | 4            | 2            | ---                   |
| 6885 alcoholic beverages  | 186          | 7          | 1          | ---                 | 178          | 143          | 35           | ---                   |
| 6887 groceries  | 81           | ---        | ---        | ---                 | 81           | 68           | 13           | ---                   |
| 6888 water & ice  | 2            | 0          | 2          | ---                 | ---          | ---          | ---          | ---                   |
| 6889 food products nec  | 693          | 12         | 8          | ---                 | 673          | 314          | 359          | ---                   |
| 6891 tobacco & products   | 1            | 0          | ---        | ---                 | 1            | 1            | ---          | ---                   |
| 6893 cotton   | 0            | 0          | ---        | ---                 | ---          | ---          | ---          | ---                   |
| 6894 natural fibers nec   | 0            | 0          | ---        | ---                 | ---          | ---          | ---          | ---                   |
| 6899 farm products nec  | 40           | 0          | 0          | ---                 | 40           | 23           | 17           | ---                   |
| <b>Total all manufactured equipment, machinery and products</b> | <b>3,344</b> | <b>124</b> | <b>5</b>   | <b>---</b>          | <b>3,215</b> | <b>1,950</b> | <b>1,265</b> | <b>---</b>            |
| 7110 machinery (not elec)                                       | 172          | 2          | 3          | ---                 | 167          | 84           | 83           | ---                   |
| 7120 electrical machinery                                       | 17           | 3          | 0          | ---                 | 14           | 10           | 4            | ---                   |
| 7210 vehicles & parts   | 937          | 27         | 1          | ---                 | 910          | 371          | 538          | ---                   |
| 7220 aircraft & parts   | 0            | 0          | 0          | ---                 | 0            | 0            | 0            | ---                   |
| 7230 ships & boats  | 3            | 0          | 0          | ---                 | 3            | 1            | 2            | ---                   |
| 7300 ordnance & access.   | 0            | ---        | ---        | ---                 | 0            | 0            | 0            | ---                   |
| 7400 manufac. wood prod.  | 68           | 1          | 0          | ---                 | 66           | 49           | 18           | ---                   |
| 7500 textile products   | 16           | 4          | 0          | ---                 | 12           | 11           | 0            | ---                   |
| 7600 rubber & plastic pr.                                       | 16           | 6          | 0          | ---                 | 9            | 7            | 3            | ---                   |
| 7900 manufac. prod. nec   | 2,115        | 82         | 0          | ---                 | 2,033        | 1,417        | 616          | ---                   |
| <b>Total unknown or not elsewhere classified</b>                | <b>54</b>    | <b>20</b>  | <b>18</b>  | <b>---</b>          | <b>16</b>    | <b>12</b>    | <b>3</b>     | <b>---</b>            |
| 9900 unknown or nec   | 54           | 20         | 18         | ---                 | 16           | 12           | 3            | ---                   |

\*Includes 1,261 tons of foreign inbound in-transits; Includes 92 tons of foreign outbound in-transits.

NAWILIWILI HARBOR, KAUAI, HI

Section Included: Port of Nawiliwili. Controlling Depth: 41.0 feet in the outer channel; 41.0 feet in the inner channel; 34.0 feet in the harbor basin.  
 Project Depth: 40 feet in the channel; 35 feet in the harbor basin.

Comparative Statement of Traffic (thousand short tons)

| Year | Total | Year | Total | Year | Total | Year        | Total        |
|------|-------|------|-------|------|-------|-------------|--------------|
| 1993 | 1,283 | 1996 | 1,203 | 1999 | 1,348 | <b>2002</b> | <b>1,619</b> |
| 1994 | 1,151 | 1997 | 1,091 | 2000 | 1,581 |             |              |
| 1995 | 1,130 | 1998 | 938   | 2001 | 1,478 |             |              |

Freight Traffic, 2002 (thousand short tons)

| Commodity  | Grand Total  | Coastwise    |            |
|--|--------------|--------------|------------|
|  |              | Receipts     | Shipments  |
| <b>Total, all commodities</b>                        | <b>1,619</b> | <b>1,005</b> | <b>613</b> |
| <b>Total petroleum and petroleum products</b>        | <b>79</b>    | <b>79</b>    | <b>—</b>   |
| <b>Subtotal petroleum products</b>                   | <b>79</b>    | <b>79</b>    | <b>—</b>   |
| 2211 gasoline  | 68           | 68           | —          |
| 2330 distillate fuel oil                             | 3            | 3            | —          |
| 2350 lube oil & greases                              | 0            | 0            | —          |
| 2640 liquid natural gas                              | 8            | 8            | —          |
| 2990 petro. products nec                             | 0            | 0            | —          |
| <b>Total chemicals and related products</b>          | <b>8</b>     | <b>8</b>     | <b>0</b>   |
| <b>Subtotal fertilizers</b>                          | <b>7</b>     | <b>7</b>     | <b>0</b>   |
| 3190 fert. & mixes nec                               | 7            | 7            | 0          |
| <b>Subtotal other chemicals and related products</b> | <b>1</b>     | <b>1</b>     | <b>0</b>   |
| 3282 pigments & paints                               | 0            | 0            | —          |
| 3284 medicines                                       | 1            | 1            | —          |
| 3285 perfumes & cleansers                            | 0            | 0            | —          |
| 3286 plastics  | 0            | 0            | —          |
| 3293 explosives                                      | 0            | 0            | —          |
| 3299 chem. products nec                              | 0            | —            | 0          |
| <b>Total crude materials, inedible except fuels</b>  | <b>30</b>    | <b>30</b>    | <b>0</b>   |
| <b>Subtotal forest products, wood and chips</b>      | <b>28</b>    | <b>28</b>    | <b>0</b>   |
| 4189 lumber  | 28           | 28           | 0          |
| 4190 forest products nec                             | 0            | 0            | —          |
| <b>Subtotal soil, sand, gravel, rock and stone</b>   | <b>0</b>     | <b>0</b>     | <b>—</b>   |
| 4338 soil & fill dirt                                | 0            | 0            | —          |
| <b>Subtotal iron ore and scrap</b>                   | <b>2</b>     | <b>2</b>     | <b>0</b>   |
| 4420 iron & steel scrap                              | 2            | 2            | 0          |
| <b>Subtotal other non-metal. min.</b>                | <b>0</b>     | <b>0</b>     | <b>—</b>   |
| 4900 non-metal. min. nec                             | 0            | 0            | —          |
| <b>Total primary manufactured goods</b>              | <b>1,104</b> | <b>599</b>   | <b>504</b> |
| <b>Subtotal paper products</b>                       | <b>3</b>     | <b>3</b>     | <b>0</b>   |
| 5110 newsprint                                       | 1            | 1            | —          |
| 5120 paper & paperboard                              | 0            | 0            | —          |
| 5190 paper products nec                              | 2            | 2            | 0          |
| <b>Subtotal lime, cement and glass</b>               | <b>32</b>    | <b>29</b>    | <b>2</b>   |
| 5220 cement & concrete                               | 26           | 23           | 2          |
| 5240 glass & glass prod.                             | 0            | 0            | 0          |
| 5290 misc. mineral prod.                             | 5            | 5            | 0          |
| <b>Subtotal primary iron and steel products</b>      | <b>4</b>     | <b>4</b>     | <b>0</b>   |
| 5360 i&s bars & shapes                               | 1            | 1            | 0          |
| 5370 i&s pipe & tube                                 | 3            | 3            | 0          |
| <b>Subtotal primary non-ferrous metal products</b>   | <b>1,065</b> | <b>564</b>   | <b>502</b> |
| 5480 fab. metal products                             | 1,065        | 564          | 502        |
| <b>Total food and farm products</b>                  | <b>101</b>   | <b>81</b>    | <b>20</b>  |
| <b>Subtotal fish</b>                                 | <b>0</b>     | <b>0</b>     | <b>—</b>   |
| 6134 fish (not shellfish)                            | 0            | 0            | —          |
| <b>Subtotal grain</b>                                | <b>1</b>     | <b>1</b>     | <b>0</b>   |
| 6344 corn  | 0            | —            | 0          |
| 6442 rice  | 1            | 1            | —          |
| <b>Subtotal vegetable products</b>                   | <b>2</b>     | <b>2</b>     | <b>0</b>   |
| 6654 vegetables & prod.                              | 2            | 2            | 0          |
| <b>Subtotal processed grain and animal feed</b>      | <b>2</b>     | <b>2</b>     | <b>—</b>   |
| 6746 wheat flour                                     | 0            | 0            | —          |
| 6747 grain mill products                             | 0            | 0            | —          |
| 6781 hay & fodder                                    | 0            | 0            | —          |
| 6782 animal feed, prep.                              | 1            | 1            | —          |
| <b>Subtotal other agricultural products</b>          | <b>96</b>    | <b>76</b>    | <b>20</b>  |
| 6811 meat, fresh, frozen                             | 1            | 1            | —          |
| 6822 dairy products                                  | 0            | 0            | 0          |
| 6839 animals & prod. nec                             | 2            | 1            | 1          |
| 6857 fruit & nuts nec                                | 0            | 0            | —          |
| 6865 molasses  | 16           | —            | 16         |
| 6871 coffee  | 1            | 0            | 1          |
| 6885 alcoholic beverages                             | 5            | 5            | —          |
| 6887 groceries                                       | 2            | 2            | —          |
| 6889 food products nec                               | 69           | 67           | 2          |
| 6899 farm products nec                               | 1            | 0            | 0          |

NAWILIWILI HARBOR, KAUAI, HI  
 Freight Traffic, 2002 - continued  
 (thousand short tons)

| Commodity   | Grand Total | Coastwise  |           |
|---|-------------|------------|-----------|
|   |             | Receipts   | Shipments |
| <b>Total all manufactured equipment, machinery and products</b> | <b>296</b>  | <b>208</b> | <b>88</b> |
| 7110 machinery (not elec)                                       | 2           | 1          | 1         |
| 7120 electrical machinery                                       | 0           | 0          | 0         |
| 7210 vehicles & parts   | 171         | 117        | 54        |
| 7220 aircraft & parts   | 0           | 0          | 0         |
| 7230 ships & boats  | 0           | 0          | 0         |
| 7300 ordnance & access.   | 0           | 0          | 0         |
| 7400 manufac. wood prod.  | 2           | 2          | 0         |
| 7500 textile products   | 0           | 0          | —         |
| 7600 rubber & plastic pr.                                       | 0           | 0          | 0         |
| 7900 manufac. prod. nec   | 121         | 88         | 33        |

Other Harbors and Waterways 2002

| Harbor or Waterway<br>Project   | Commodity                | Thousand Short Tons |
|---------------------------------|--------------------------|---------------------|
| HANA HARBOR, MAUI, HI           | No Commerce Reported     |                     |
| KAILUA HARBOR, OAHU, HI         | No Commerce Reported     |                     |
| KALAUPAPA HARBOR, MOLOKAI, HI   | No Commerce Reported     |                     |
| KAUNAKAKAI HARBOR, MOLOKAI, HI  | 3190 fert. & mixes nec   | 4                   |
|                                 | 4189 lumber              | 8                   |
|                                 | 5190 paper products nec  | 0                   |
|                                 | 5220 cement & concrete   | 0                   |
|                                 | 5240 glass & glass prod. | 0                   |
|                                 | 5360 i&s bars & shapes   | 0                   |
|                                 | 5370 i&s pipe & tube     | 0                   |
|                                 | 5480 fab. metal products | 163                 |
|                                 | 6839 animals & prod. nec | 1                   |
|                                 | 6889 food products nec   | 7                   |
|                                 | 7210 vehicles & parts    | 29                  |
| 7230 ships & boats              | 1                        |                     |
| 7900 manufac. prod. nec         | 36                       |                     |
| <b>Total Tons(x1000)</b>        | <b>250</b>               |                     |
| PORT ALLEN HARBOR, KAUAI, HI    | No Commerce Reported     |                     |
| WAKE ISLAND HARBOR, WAKE ISLAND | 2211 gasoline            | 0                   |
|                                 | <b>Total Tons(x1000)</b> | <b>0</b>            |
| WELLS HARBOR, MIDWAY ISLAND     | No Commerce Reported     |                     |

COLUMBIA RIVER AND TRIBUTARIES ABOVE McNARY LOCK AND DAM TO KENNEWICK, WA

Section Included: Columbia River and Tributaries, McNary Lock and Dam to Kennewick, WA. Controlling Depth: 20 feet. Project Depth: 14 feet.

Comparative Statement of Traffic (thousand short tons)

| Year | Total | Year | Total | Year | Total | Year        | Total        |
|------|-------|------|-------|------|-------|-------------|--------------|
| 1993 | 7,218 | 1996 | 7,705 | 1999 | 6,767 | <b>2002</b> | <b>5,080</b> |
| 1994 | 7,927 | 1997 | 7,569 | 2000 | 7,887 |             |              |
| 1995 | 8,582 | 1998 | 7,115 | 2001 | 6,732 |             |              |

Freight Traffic, 2002 (thousand short tons)

| Commodity   | Grand Total      | Domestic            |                 |                  |               |                         |               |
|---|------------------|---------------------|-----------------|------------------|---------------|-------------------------|---------------|
|   |                  | Coastwise Shipments | Internal        |                  |               |                         |               |
|   |                  |                     | Inbound Downbnd | Outbound Upbound | Downbnd       | Through Upbound Downbnd |               |
| <b>Total, all commodities</b>                                   | <b>5,080</b>     | <b>12</b>           | <b>1</b>        | <b>5</b>         | <b>787</b>    | <b>1,801</b>            | <b>2,474</b>  |
| <b>Total petroleum and petroleum products</b>                   | <b>1,704</b>     | <b>---</b>          | <b>---</b>      | <b>---</b>       | <b>---</b>    | <b>1,700</b>            | <b>4</b>      |
| <b>Subtotal petroleum products</b>                              | <b>1,704</b>     | <b>---</b>          | <b>---</b>      | <b>---</b>       | <b>---</b>    | <b>1,700</b>            | <b>4</b>      |
| 2211 gasoline   | 1,102            | ---                 | ---             | ---              | ---           | 1,102                   | ---           |
| 2330 distillate fuel oil  | 4                | ---                 | ---             | ---              | ---           | 4                       | ---           |
| 2340 residual fuel oil  | 598              | ---                 | ---             | ---              | ---           | 594                     | 4             |
| <b>Total chemicals and related products</b>                     | <b>96</b>        | <b>12</b>           | <b>---</b>      | <b>5</b>         | <b>25</b>     | <b>54</b>               | <b>---</b>    |
| <b>Subtotal fertilizers</b>                                     | <b>81</b>        | <b>9</b>            | <b>---</b>      | <b>---</b>       | <b>25</b>     | <b>47</b>               | <b>---</b>    |
| 3110 nitrogenous fert.  | 81               | 9                   | ---             | ---              | 25            | 47                      | ---           |
| <b>Subtotal other chemicals and related products</b>            | <b>15</b>        | <b>3</b>            | <b>---</b>      | <b>5</b>         | <b>---</b>    | <b>7</b>                | <b>---</b>    |
| 3273 ammonia  | 12               | ---                 | ---             | 5                | ---           | 7                       | ---           |
| 3276 metallic salts   | 3                | 3                   | ---             | ---              | ---           | ---                     | ---           |
| <b>Total crude materials, inedible except fuels</b>             | <b>134</b>       | <b>---</b>          | <b>---</b>      | <b>---</b>       | <b>---</b>    | <b>40</b>               | <b>94</b>     |
| <b>Subtotal forest products, wood and chips</b>                 | <b>95</b>        | <b>---</b>          | <b>---</b>      | <b>---</b>       | <b>---</b>    | <b>40</b>               | <b>55</b>     |
| 4161 wood chips   | 55               | ---                 | ---             | ---              | ---           | ---                     | 55            |
| 4170 wood in the rough  | 40               | ---                 | ---             | ---              | ---           | 40                      | ---           |
| <b>Subtotal pulp and waste paper</b>                            | <b>7</b>         | <b>---</b>          | <b>---</b>      | <b>---</b>       | <b>---</b>    | <b>---</b>              | <b>7</b>      |
| 4225 pulp & waste paper   | 7                | ---                 | ---             | ---              | ---           | ---                     | 7             |
| <b>Subtotal iron ore and scrap</b>                              | <b>32</b>        | <b>---</b>          | <b>---</b>      | <b>---</b>       | <b>---</b>    | <b>---</b>              | <b>32</b>     |
| 4420 iron & steel scrap   | 32               | ---                 | ---             | ---              | ---           | ---                     | 32            |
| <b>Total primary manufactured goods</b>                         | <b>5</b>         | <b>---</b>          | <b>---</b>      | <b>---</b>       | <b>3</b>      | <b>0</b>                | <b>2</b>      |
| <b>Subtotal paper products</b>                                  | <b>5</b>         | <b>---</b>          | <b>---</b>      | <b>---</b>       | <b>3</b>      | <b>0</b>                | <b>2</b>      |
| 5190 paper products nec   | 5                | ---                 | ---             | ---              | 3             | 0                       | 2             |
| <b>Total food and farm products</b>                             | <b>3,005</b>     | <b>---</b>          | <b>---</b>      | <b>---</b>       | <b>753</b>    | <b>---</b>              | <b>2,252</b>  |
| <b>Subtotal grain</b>   | <b>2,983</b>     | <b>---</b>          | <b>---</b>      | <b>---</b>       | <b>731</b>    | <b>---</b>              | <b>2,252</b>  |
| 6241 wheat  | 2,837            | ---                 | ---             | ---              | 728           | ---                     | 2,109         |
| 6443 barley & rye   | 146              | ---                 | ---             | ---              | 3             | ---                     | 143           |
| <b>Subtotal vegetable products</b>                              | <b>1</b>         | <b>---</b>          | <b>---</b>      | <b>---</b>       | <b>1</b>      | <b>---</b>              | <b>---</b>    |
| 6654 vegetables & prod.   | 1                | ---                 | ---             | ---              | 1             | ---                     | ---           |
| <b>Subtotal processed grain and animal feed</b>                 | <b>15</b>        | <b>---</b>          | <b>---</b>      | <b>---</b>       | <b>15</b>     | <b>---</b>              | <b>---</b>    |
| 6781 hay & fodder   | 15               | ---                 | ---             | ---              | 15            | ---                     | ---           |
| <b>Subtotal other agricultural products</b>                     | <b>6</b>         | <b>---</b>          | <b>---</b>      | <b>---</b>       | <b>6</b>      | <b>---</b>              | <b>0</b>      |
| 6822 dairy products   | 6                | ---                 | ---             | ---              | 6             | ---                     | 0             |
| <b>Total all manufactured equipment, machinery and products</b> | <b>136</b>       | <b>---</b>          | <b>1</b>        | <b>---</b>       | <b>6</b>      | <b>6</b>                | <b>122</b>    |
| 7900 manufac. prod. nec   | 136              | ---                 | 1               | ---              | 6             | 6                       | 122           |
| <b>Ton-miles (x1000)</b>  | <b>172,150</b>   | <b>385</b>          | <b>3</b>        | <b>9</b>         | <b>22,121</b> | <b>63,033</b>           | <b>86,598</b> |
| <b>Tons All Traffic (x1000)</b>                                 | <b>5,080</b>     |                     |                 |                  |               |                         |               |
| <b>Ton-miles All Traffic (x1000)</b>                            | <b>172,150</b>   |                     |                 |                  |               |                         |               |
| <b>Total Trip-ton-miles Internal and Intraport (x1000)</b>      | <b>1,427,763</b> |                     |                 |                  |               |                         |               |



SNAKE RIVER, OR, WA AND ID

Section Included: Mouth of Snake River to Johnson Bar Landing. Controlling Depth: 14 feet from mouth to Ice Harbor Lock Approach Channel; 14 feet in Ice Harbor Approach Channel; 14 feet within Ice Harbor pool; 14 feet in Lower Monumental approach channel; 14 feet within lower monumental pool; 14 feet in Little Goose Approach Channel; 14 feet within Little Goose Pool; 14 feet in Lower Granite Approach Channel; 14 feet within Lower Granite Pool; about 3 feet from head of Lower Granite Pool to Johnson Bar Landing. Project Depth: 14 feet from mouth to the Ice Harbor approach channel; 14 feet in Ice Harbor Channel; 14 feet within Ice Harbor pool; 14 feet in Lower Monumental Approach channel; 14 feet within Lower Monumental Pool; 14 feet in Little Goose Approach Channel; 14 feet in Little Goose channel; 14 feet within Little Goose pool; 14 feet in Lower Granite approach channel; 14 feet in Lower Granite Channel; 14 feet within Lower Granite Pool; 2 feet to Johnson Bar Landing.

Comparative Statement of Traffic (thousand short tons)

| Year | Total | Year | Total | Year | Total | Year        | Total        |
|------|-------|------|-------|------|-------|-------------|--------------|
| 1993 | 5,339 | 1996 | 5,707 | 1999 | 5,836 | <b>2002</b> | <b>4,284</b> |
| 1994 | 5,929 | 1997 | 6,103 | 2000 | 6,707 |             |              |
| 1995 | 6,804 | 1998 | 5,840 | 2001 | 5,639 |             |              |

Freight Traffic, 2002 (thousand short tons)

| Commodity   | Grand Total      | Internal      |            |                |            |               |            |       |
|---|------------------|---------------|------------|----------------|------------|---------------|------------|-------|
|   |                  | Inbound       |            | Outbound       |            | Through       |            | Intra |
|   |                  | Upbound       | Downbnd    | Upbound        | Downbnd    | Upbound       | Downbnd    |       |
| <b>Total, all commodities</b>                                   | <b>4,284</b>     | <b>1,800</b>  | <b>2</b>   | <b>1,855</b>   | <b>6</b>   | <b>620</b>    | <b>1</b>   |       |
| <b>Total petroleum and petroleum products</b>                   | <b>1,704</b>     | <b>1,700</b>  | <b>---</b> | <b>4</b>       | <b>---</b> | <b>---</b>    | <b>---</b> |       |
| <b>Subtotal petroleum products</b>                              | <b>1,704</b>     | <b>1,700</b>  | <b>---</b> | <b>4</b>       | <b>---</b> | <b>---</b>    | <b>---</b> |       |
| 2211 gasoline   | 1,102            | 1,102         | ---        | ---            | ---        | ---           | ---        |       |
| 2330 distillate fuel oil  | 4                | 4             | ---        | ---            | ---        | ---           | ---        |       |
| 2340 residual fuel oil  | 598              | 594           | ---        | 4              | ---        | ---           | ---        |       |
| <b>Total chemicals and related products</b>                     | <b>60</b>        | <b>59</b>     | <b>---</b> | <b>---</b>     | <b>---</b> | <b>---</b>    | <b>1</b>   |       |
| <b>Subtotal fertilizers</b>                                     | <b>48</b>        | <b>47</b>     | <b>---</b> | <b>---</b>     | <b>---</b> | <b>---</b>    | <b>1</b>   |       |
| 3110 nitrogenous fert.  | 48               | 47            | ---        | ---            | ---        | ---           | 1          |       |
| <b>Subtotal other chemicals and related products</b>            | <b>12</b>        | <b>12</b>     | <b>---</b> | <b>---</b>     | <b>---</b> | <b>---</b>    | <b>---</b> |       |
| 3273 ammonia  | 12               | 12            | ---        | ---            | ---        | ---           | ---        |       |
| <b>Total crude materials, inedible except fuels</b>             | <b>136</b>       | <b>40</b>     | <b>2</b>   | <b>87</b>      | <b>---</b> | <b>7</b>      | <b>---</b> |       |
| <b>Subtotal forest products, wood and chips</b>                 | <b>95</b>        | <b>40</b>     | <b>---</b> | <b>55</b>      | <b>---</b> | <b>---</b>    | <b>---</b> |       |
| 4161 wood chips   | 55               | ---           | ---        | 55             | ---        | ---           | ---        |       |
| 4170 wood in the rough  | 40               | 40            | ---        | ---            | ---        | ---           | ---        |       |
| <b>Subtotal pulp and waste paper</b>                            | <b>8</b>         | <b>---</b>    | <b>2</b>   | <b>---</b>     | <b>---</b> | <b>7</b>      | <b>---</b> |       |
| 4225 pulp & waste paper   | 8                | ---           | 2          | ---            | ---        | 7             | ---        |       |
| <b>Subtotal iron ore and scrap</b>                              | <b>32</b>        | <b>---</b>    | <b>---</b> | <b>32</b>      | <b>---</b> | <b>---</b>    | <b>---</b> |       |
| 4420 iron & steel scrap   | 32               | ---           | ---        | 32             | ---        | ---           | ---        |       |
| <b>Total primary manufactured goods</b>                         | <b>2</b>         | <b>---</b>    | <b>---</b> | <b>---</b>     | <b>0</b>   | <b>2</b>      | <b>---</b> |       |
| <b>Subtotal paper products</b>                                  | <b>2</b>         | <b>---</b>    | <b>---</b> | <b>---</b>     | <b>0</b>   | <b>2</b>      | <b>---</b> |       |
| 5190 paper products nec   | 2                | ---           | ---        | ---            | 0          | 2             | ---        |       |
| <b>Total food and farm products</b>                             | <b>2,252</b>     | <b>---</b>    | <b>---</b> | <b>1,764</b>   | <b>---</b> | <b>488</b>    | <b>---</b> |       |
| <b>Subtotal grain</b>   | <b>2,252</b>     | <b>---</b>    | <b>---</b> | <b>1,764</b>   | <b>---</b> | <b>488</b>    | <b>---</b> |       |
| 6241 wheat  | 2,109            | ---           | ---        | 1,638          | ---        | 471           | ---        |       |
| 6443 barley & rye   | 143              | ---           | ---        | 126            | ---        | 17            | ---        |       |
| <b>Subtotal other agricultural products</b>                     | <b>0</b>         | <b>---</b>    | <b>---</b> | <b>---</b>     | <b>---</b> | <b>0</b>      | <b>---</b> |       |
| 6822 dairy products   | 0                | ---           | ---        | ---            | ---        | 0             | ---        |       |
| <b>Total all manufactured equipment, machinery and products</b> | <b>129</b>       | <b>0</b>      | <b>---</b> | <b>---</b>     | <b>6</b>   | <b>123</b>    | <b>---</b> |       |
| 7900 manufac. prod. nec   | 129              | 0             | ---        | ---            | 6          | 123           | ---        |       |
| <b>Ton-miles (x1000)</b>  | <b>251,262</b>   | <b>22,946</b> | <b>21</b>  | <b>136,752</b> | <b>881</b> | <b>90,529</b> | <b>134</b> |       |
| <b>Tons All Traffic (x1000)</b>                                 | <b>4,284</b>     |               |            |                |            |               |            |       |
| <b>Ton-miles All Traffic (x1000)</b>                            | <b>251,262</b>   |               |            |                |            |               |            |       |
| <b>Total Trip-ton-miles Internal and Intraport (x1000)</b>      | <b>1,253,234</b> |               |            |                |            |               |            |       |

TOTAL WATERBORNE COMMERCE, COLUMBIA RIVER BASIN, OR, WA, AND ID

Freight Traffic, 2002  
(thousand short tons)

| Locality  | Foreign/Canadian |          | Domestic  |          |                      |           | Total  | Percent | Through*<br>Traffic |
|---|------------------|----------|-----------|----------|----------------------|-----------|--------|---------|---------------------|
|   | Inbound          | Outbound | Coastwise |          | Internal             |           |        |         |                     |
|   |                  |          | Receipts  | Shipmnts | Receipts<br>Shipmnts | Intraport |        |         |                     |
| CHINOOK CHANNEL, WA                                   | ---              | ---      | ---       | ---      | ---                  | ---       | ---    | 0.00    | ---                 |
| CLATSKANIE RIVER, OR                                  | ---              | ---      | ---       | ---      | ---                  | ---       | ---    | 0.00    | ---                 |
| COLUMBIA AND LOWER WILLAMETTE<br>RIVERS BELOW VANCOUV | 4,499            | 22,011   | 4,263     | 583      | 8,046                | 1,547     | 40,950 | 74.62   | 4,509               |
| COLUMBIA RIVER ABOVE THE DALLES DAM,<br>WA AND OR TO  | ---              | ---      | 2         | ---      | 2,210                | ---       | 2,211  | 4.03    | 5,051               |
| COLUMBIA RIVER AND TRIBUTARIES ABOVE<br>MCNARY LOCK A | ---              | ---      | ---       | 12       | 793                  | ---       | 805    | 1.47    | 4,275               |
| COLUMBIA RIVER AT BAKERS BAY, WA                      | ---              | ---      | ---       | ---      | ---                  | ---       | ---    | 0.00    | ---                 |
| COLUMBIA RIVER BETWEEN VANCOUVER,<br>WA AND THE DALLE | ---              | ---      | 6         | ---      | 582                  | 244       | 833    | 1.52    | 7,157               |
| COLUMBIA RIVER BETWEEN WENATCHEE<br>AND KETTLE FALLS  | ---              | ---      | ---       | ---      | ---                  | ---       | ---    | 0.00    | ---                 |
| COWLITZ RIVER, WA                                     | ---              | ---      | ---       | ---      | ---                  | ---       | ---    | 0.00    | ---                 |
| DEEP RIVER, WA  | ---              | ---      | ---       | ---      | ---                  | ---       | ---    | 0.00    | ---                 |
| ELOKOMIN SLOUGH, WA                                   | ---              | ---      | ---       | ---      | ---                  | ---       | ---    | 0.00    | ---                 |
| GRAYS RIVER, WA                                       | ---              | ---      | ---       | ---      | ---                  | ---       | ---    | 0.00    | ---                 |
| LAKE RIVER, WA  | ---              | ---      | ---       | ---      | ---                  | ---       | ---    | 0.00    | ---                 |
| LEWIS RIVER, WA                                       | ---              | ---      | ---       | ---      | ---                  | ---       | ---    | 0.00    | ---                 |
| MULTNOMAH CHANNEL, OR                                 | ---              | ---      | 63        | 21       | 1,220                | ---       | 1,305  | 2.38    | ---                 |
| OREGON SLOUGH (NORTH PORTLAND<br>HARBOR), OR          | 1,216            | 1,796    | ---       | ---      | 411                  | ---       | 3,422  | 6.24    | ---                 |
| SKAMOKAWA (STEAMBOAT) SLOUGH, WA                      | ---              | ---      | ---       | ---      | ---                  | ---       | ---    | 0.00    | ---                 |
| SKAMOKAWA CREEK, WA                                   | ---              | ---      | ---       | ---      | ---                  | ---       | ---    | 0.00    | ---                 |
| SKIPANON CHANNEL, OR                                  | ---              | ---      | 26        | ---      | 45                   | ---       | 71     | 0.13    | ---                 |
| SNAKE RIVER, OR, WA AND ID                            | ---              | ---      | ---       | ---      | 3,657                | 1         | 3,658  | 6.67    | 626                 |
| WESTPORT SLOUGH, OR                                   | ---              | ---      | ---       | ---      | ---                  | ---       | ---    | 0.00    | ---                 |
| WILLAMETTE RIVER ABOVE PORTLAND AND<br>YAMHILL RIVER  | ---              | ---      | ---       | ---      | 1,460                | 163       | 1,623  | 2.96    | ---                 |
| YOUNGS BAY AND YOUNGS RIVER, OR                       | ---              | ---      | ---       | ---      | ---                  | ---       | ---    | 0.00    | ---                 |
| TOTAL (UNADJUSTED)                                    | 5,715            | 23,806   | 4,361     | 615      | 18,424               | 1,955     | 54,876 | ---     | 21,618              |
| PERCENT (UNADJUSTED)                                  | 10.41            | 43.38    | 7.95      | 1.12     | 33.57                | 3.56      | ---    | 100.00  | ---                 |
| NET VOLUME OF TONNAGE FOR THE<br>BASIN**              | 5,715            | 23,806   | 4,361     | 615      | 9,526                | 1,955     | 45,978 | ---     | ---                 |
| PERCENT (ADJUSTED)                                    | 12.43            | 51.78    | 9.48      | 1.34     | 20.72                | 4.25      | ---    | 100.00  | ---                 |

\* Through traffic not credited as such to total tonnage for Basin, but credited to projects or rivers where shipped or received.

\*\* Adjusted to net volume by excluding duplication of internal traffic moved between the separate waterways of the Basin.

COLUMBIA RIVER ENTRANCE, OR AND WA

Section Included: Columbia River at mouth, OR and WA. Controlling Depth: 56 feet left outside quarter, 58 feet left inside, 46 feet right inside, and 41 feet right outside at mllw. Sand Island range: 47 feet left outside, 54 feet left inside, 50 feet right inside, and 48 feet right outside at mllw. Project Depth: 55/48 feet.

Comparative Statement of Traffic (thousand short tons)

| Year | Total  | Year | Total  | Year | Total  | Year | Total  |
|------|--------|------|--------|------|--------|------|--------|
| 1993 | 37,459 | 1996 | 38,799 | 1999 | 38,779 | 2002 | 34,497 |
| 1994 | 37,065 | 1997 | 38,443 | 2000 | 41,373 |      |        |
| 1995 | 44,041 | 1998 | 36,441 | 2001 | 37,988 |      |        |

Freight Traffic, 2002 (thousand short tons)

| Commodity   | Grand Total   | Foreign      |               | Canadian   |            | Domestic     |              |            |
|---|---------------|--------------|---------------|------------|------------|--------------|--------------|------------|
|   |               | Through      |               | Through    |            | Total        | Coastwise    |            |
|   |               | Upbound*     | Downbnd*      | Upbound    | Downbnd    |              | Through      | Upbound    |
| <b>Total, all commodities</b>                     | <b>34,497</b> | <b>4,731</b> | <b>23,788</b> | <b>983</b> | <b>19</b>  | <b>4,976</b> | <b>4,361</b> | <b>615</b> |
| <b>Total coal</b>                                 | <b>7</b>      | <b>7</b>     | <b>---</b>    | <b>---</b> | <b>---</b> | <b>---</b>   | <b>---</b>   | <b>---</b> |
| 1100 coal lignite                                 | 7             | 7            | ---           | ---        | ---        | ---          | ---          | ---        |
| <b>Total petroleum and petroleum<br/>products</b> | <b>5,524</b>  | <b>571</b>   | <b>942</b>    | <b>265</b> | <b>18</b>  | <b>3,729</b> | <b>3,524</b> | <b>205</b> |
| <b>Subtotal crude petroleum</b>                   | <b>270</b>    | <b>264</b>   | <b>---</b>    | <b>---</b> | <b>---</b> | <b>6</b>     | <b>6</b>     | <b>---</b> |
| 2100 crude petroleum                              | 270           | 264          | ---           | ---        | ---        | 6            | 6            | ---        |

COLUMBIA RIVER ENTRANCE, OR AND WA  
Freight Traffic, 2002 - continued  
(thousand short tons)

| Commodity  | Grand Total  | Foreign      |              | Canadian   |           | Domestic     |              |            |
|--|--------------|--------------|--------------|------------|-----------|--------------|--------------|------------|
|  |              | Through      |              | Through    |           | Total        | Coastwise    |            |
|  |              | Upbound*     | Downbnd*     | Upbound    | Downbnd   |              | Through      |            |
|  |              |              |              |            |           | Upbound      | Downbnd      |            |
| <b>Subtotal petroleum products</b>                   | <b>5,254</b> | <b>307</b>   | <b>942</b>   | <b>265</b> | <b>18</b> | <b>3,723</b> | <b>3,518</b> | <b>205</b> |
| 2211 gasoline  | 2,589        | 253          | —            | 66         | —         | 2,269        | 2,236        | 33         |
| 2221 kerosene  | 4            | —            | —            | 4          | —         | —            | —            | —          |
| 2330 distillate fuel oil                             | 909          | —            | —            | 110        | —         | 799          | 751          | 48         |
| 2340 residual fuel oil                               | 546          | 35           | —            | 84         | —         | 427          | 380          | 47         |
| 2350 lube oil & greases                              | 144          | 0            | 0            | —          | —         | 144          | 144          | —          |
| 2410 petro. jelly & waxes                            | 0            | 0            | 0            | —          | —         | —            | —            | —          |
| 2429 naphtha & solvents                              | 12           | —            | 1            | —          | —         | 11           | —            | 11         |
| 2430 asphalt, tar & pitch                            | 85           | 19           | —            | —          | —         | 66           | —            | 66         |
| 2540 petroleum coke                                  | 965          | —            | 940          | —          | 18        | 7            | 7            | —          |
| <b>Total chemicals and related products</b>          | <b>5,435</b> | <b>574</b>   | <b>4,459</b> | <b>198</b> | <b>—</b>  | <b>205</b>   | <b>174</b>   | <b>30</b>  |
| <b>Subtotal fertilizers</b>                          | <b>1,754</b> | <b>217</b>   | <b>1,405</b> | <b>12</b>  | <b>—</b>  | <b>120</b>   | <b>111</b>   | <b>9</b>   |
| 3110 nitrogenous fert.                               | 343          | 211          | —            | 12         | —         | 120          | 111          | 9          |
| 3120 phosphatic fert.                                | 0            | —            | 0            | —          | —         | —            | —            | —          |
| 3130 potassic fert.                                  | 1,397        | —            | 1,397        | —          | —         | —            | —            | —          |
| 3190 fert. & mixes nec                               | 14           | 6            | 8            | —          | —         | —            | —            | —          |
| <b>Subtotal other chemicals and related products</b> | <b>3,681</b> | <b>357</b>   | <b>3,053</b> | <b>186</b> | <b>—</b>  | <b>85</b>    | <b>63</b>    | <b>22</b>  |
| 3212 benzene & toluene                               | 106          | 55           | —            | —          | —         | 51           | 39           | 12         |
| 3219 other hydrocarbons                              | 0            | 0            | 0            | —          | —         | —            | —            | —          |
| 3220 alcohols  | 91           | 82           | 1            | —          | —         | 8            | 5            | 3          |
| 3230 carboxylic acids                                | 5            | 0            | 5            | —          | —         | —            | —            | —          |
| 3240 nitrogen func. comp.                            | 0            | —            | 0            | —          | —         | —            | —            | —          |
| 3250 organo - inorg. comp.                           | 0            | 0            | 0            | —          | —         | —            | —            | —          |
| 3260 organic comp. nec                               | 4            | 1            | 3            | —          | —         | —            | —            | —          |
| 3272 sulphuric acid                                  | 0            | —            | 0            | —          | —         | —            | —            | —          |
| 3273 ammonia   | 71           | 46           | 0            | 25         | —         | —            | —            | —          |
| 3274 sodium hydroxide                                | 189          | 149          | 0            | 24         | —         | 15           | 12           | 3          |
| 3275 inorg. elem., oxides, & halogen salts           | 42           | 3            | 39           | —          | —         | —            | —            | —          |
| 3276 metallic salts                                  | 2,596        | 2            | 2,591        | —          | —         | 3            | —            | 3          |
| 3279 inorganic chem. nec                             | 3            | 1            | 2            | —          | —         | —            | —            | —          |
| 3282 pigments & paints                               | 8            | 7            | 1            | —          | —         | —            | —            | —          |
| 3283 coloring mat. nec                               | 0            | —            | 0            | —          | —         | —            | —            | —          |
| 3284 medicines                                       | 0            | 0            | 0            | —          | —         | —            | —            | —          |
| 3285 perfumes & cleansers                            | 6            | 0            | 6            | —          | —         | —            | —            | —          |
| 3286 plastics  | 26           | 7            | 18           | —          | —         | 1            | —            | 1          |
| 3291 pesticides                                      | 0            | 0            | 0            | —          | —         | —            | —            | —          |
| 3292 starches, gluten, glue                          | 510          | 1            | 386          | 124        | —         | —            | —            | —          |
| 3293 explosives                                      | 1            | 1            | —            | —          | —         | —            | —            | —          |
| 3297 chemical additives                              | 6            | 0            | 0            | —          | —         | 6            | 6            | —          |
| 3298 wood & resin chem.                              | 12           | —            | —            | 12         | —         | —            | —            | —          |
| 3299 chem. products nec                              | 3            | 1            | 2            | 0          | —         | —            | —            | —          |
| <b>Total crude materials, inedible except fuels</b>  | <b>4,655</b> | <b>762</b>   | <b>2,389</b> | <b>516</b> | <b>0</b>  | <b>988</b>   | <b>661</b>   | <b>327</b> |
| <b>Subtotal forest products, wood and chips</b>      | <b>2,950</b> | <b>206</b>   | <b>1,690</b> | <b>88</b>  | <b>—</b>  | <b>967</b>   | <b>661</b>   | <b>306</b> |
| 4110 rubber & gums                                   | 0            | 0            | 0            | —          | —         | —            | —            | —          |
| 4150 fuel wood                                       | 5            | —            | 3            | 3          | —         | —            | —            | —          |
| 4161 wood chips                                      | 636          | —            | 0            | 65         | —         | 571          | 571          | —          |
| 4170 wood in the rough                               | 1,733        | 50           | 1,572        | 19         | —         | 92           | 90           | 2          |
| 4189 lumber  | 576          | 156          | 115          | 1          | —         | 304          | —            | 304        |
| 4190 forest products nec                             | 0            | 0            | 0            | —          | —         | —            | —            | —          |
| <b>Subtotal pulp and waste paper</b>                 | <b>221</b>   | <b>40</b>    | <b>181</b>   | <b>—</b>   | <b>—</b>  | <b>—</b>     | <b>—</b>     | <b>—</b>   |
| 4225 pulp & waste paper                              | 221          | 40           | 181          | —          | —         | —            | —            | —          |
| <b>Subtotal soil, sand, gravel, rock and stone</b>   | <b>889</b>   | <b>439</b>   | <b>1</b>     | <b>428</b> | <b>0</b>  | <b>21</b>    | <b>—</b>     | <b>21</b>  |
| 4310 building stone                                  | 6            | 6            | 0            | —          | 0         | —            | —            | —          |
| 4322 limestone                                       | 428          | —            | 0            | 428        | —         | —            | —            | —          |
| 4323 gypsum  | 433          | 433          | —            | —          | —         | —            | —            | —          |
| 4331 sand & gravel                                   | 22           | 0            | 1            | —          | —         | 21           | —            | 21         |
| <b>Subtotal iron ore and scrap</b>                   | <b>272</b>   | <b>76</b>    | <b>195</b>   | <b>—</b>   | <b>—</b>  | <b>—</b>     | <b>—</b>     | <b>—</b>   |
| 4410 iron ore  | 76           | 76           | —            | —          | —         | —            | —            | —          |
| 4420 iron & steel scrap                              | 195          | —            | 195          | —          | —         | —            | —            | —          |
| <b>Subtotal non-ferrous ores and scrap</b>           | <b>15</b>    | <b>1</b>     | <b>15</b>    | <b>—</b>   | <b>—</b>  | <b>—</b>     | <b>—</b>     | <b>—</b>   |
| 4650 aluminum ore                                    | 0            | 0            | 0            | —          | —         | —            | —            | —          |
| 4680 non-ferrous scrap                               | 15           | —            | 15           | —          | —         | —            | —            | —          |
| 4690 non-ferrous ores nec                            | 0            | 0            | 0            | —          | —         | —            | —            | —          |
| <b>Subtotal sulphur, clay and salt</b>               | <b>289</b>   | <b>0</b>     | <b>289</b>   | <b>—</b>   | <b>—</b>  | <b>—</b>     | <b>—</b>     | <b>—</b>   |
| 4741 sulphur, (dry)                                  | 0            | 0            | —            | —          | —         | —            | —            | —          |
| 4782 clay & refrac. mat.                             | 289          | 0            | 289          | —          | —         | —            | —            | —          |
| <b>Subtotal slag</b>                                 | <b>0</b>     | <b>—</b>     | <b>0</b>     | <b>—</b>   | <b>—</b>  | <b>—</b>     | <b>—</b>     | <b>—</b>   |
| 4860 slag  | 0            | —            | 0            | —          | —         | —            | —            | —          |
| <b>Subtotal other non-metal. min.</b>                | <b>19</b>    | <b>0</b>     | <b>19</b>    | <b>—</b>   | <b>—</b>  | <b>0</b>     | <b>—</b>     | <b>0</b>   |
| 4900 non-metal. min. nec                             | 19           | 0            | 19           | —          | —         | 0            | —            | 0          |
| <b>Total primary manufactured goods</b>              | <b>2,603</b> | <b>1,844</b> | <b>704</b>   | <b>3</b>   | <b>0</b>  | <b>52</b>    | <b>—</b>     | <b>52</b>  |
| <b>Subtotal paper products</b>                       | <b>584</b>   | <b>14</b>    | <b>546</b>   | <b>—</b>   | <b>—</b>  | <b>24</b>    | <b>—</b>     | <b>24</b>  |
| 5110 newsprint                                       | 332          | 2            | 330          | —          | —         | —            | —            | —          |
| 5120 paper & paperboard                              | 201          | 9            | 192          | —          | —         | —            | —            | —          |
| 5190 paper products nec                              | 51           | 3            | 24           | —          | —         | 24           | —            | 24         |
| <b>Subtotal lime, cement and glass</b>               | <b>553</b>   | <b>501</b>   | <b>51</b>    | <b>1</b>   | <b>—</b>  | <b>1</b>     | <b>—</b>     | <b>1</b>   |
| 5220 cement & concrete                               | 482          | 481          | 0            | —          | —         | 1            | —            | 1          |

COLUMBIA RIVER ENTRANCE, OR AND WA  
Freight Traffic, 2002 - continued  
(thousand short tons)

| Commodity   | Grand Total   | Foreign      |               | Canadian |          | Domestic  |           |           |
|---|---------------|--------------|---------------|----------|----------|-----------|-----------|-----------|
|   |               | Through      |               | Through  |          | Total     | Coastwise |           |
|   |               | Upbound*     | Downbnd*      | Upbound  | Downbnd  |           | Through   |           |
|   |               |              |               |          |          | Upbound   | Downbnd   |           |
| 5240 glass & glass prod.  | 20            | 3            | 16            | 1        | —        | —         | —         | —         |
| 5290 misc. mineral prod.  | 52            | 18           | 34            | 0        | —        | —         | —         | —         |
| <b>Subtotal primary iron and steel products</b>                 | <b>1,165</b>  | <b>1,149</b> | <b>2</b>      | <b>1</b> | <b>—</b> | <b>14</b> | <b>—</b>  | <b>14</b> |
| 5312 pig iron   | 0             | 0            | —             | 0        | —        | —         | —         | —         |
| 5315 ferro alloys   | 17            | 17           | —             | —        | —        | —         | —         | —         |
| 5320 i&s primary forms  | 605           | 604          | 1             | 1        | —        | —         | —         | —         |
| 5330 i&s plates & sheets  | 321           | 320          | 1             | —        | —        | —         | —         | —         |
| 5360 i&s bars & shapes  | 39            | 25           | 0             | —        | —        | 14        | —         | 14        |
| 5370 i&s pipe & tube  | 63            | 63           | 0             | —        | —        | —         | —         | —         |
| 5390 primary i&s nec  | 120           | 120          | 0             | 0        | —        | —         | —         | —         |
| <b>Subtotal primary non-ferrous metal products</b>              | <b>196</b>    | <b>115</b>   | <b>79</b>     | <b>2</b> | <b>0</b> | <b>1</b>  | <b>—</b>  | <b>1</b>  |
| 5421 copper   | 7             | 0            | 7             | —        | —        | —         | —         | —         |
| 5422 aluminum   | 13            | 13           | 0             | 0        | —        | —         | —         | —         |
| 5429 smelted prod. nec  | 64            | 2            | 62            | —        | —        | —         | —         | —         |
| 5480 fab. metal products  | 112           | 100          | 10            | 2        | 0        | 1         | —         | 1         |
| <b>Subtotal primary wood products</b>                           | <b>105</b>    | <b>65</b>    | <b>27</b>     | <b>—</b> | <b>—</b> | <b>12</b> | <b>—</b>  | <b>12</b> |
| 5540 primary wood prod.   | 105           | 65           | 27            | —        | —        | 12        | —         | 12        |
| <b>Total food and farm products</b>                             | <b>15,262</b> | <b>81</b>    | <b>15,179</b> | <b>0</b> | <b>1</b> | <b>0</b>  | <b>0</b>  | <b>0</b>  |
| <b>Subtotal fish</b>  | <b>13</b>     | <b>2</b>     | <b>12</b>     | <b>—</b> | <b>—</b> | <b>—</b>  | <b>—</b>  | <b>—</b>  |
| 6134 fish (not shellfish)                                       | 12            | 0            | 12            | —        | —        | —         | —         | —         |
| 6136 shellfish  | 2             | 2            | 0             | —        | —        | —         | —         | —         |
| <b>Subtotal grain</b>   | <b>12,083</b> | <b>0</b>     | <b>12,083</b> | <b>—</b> | <b>—</b> | <b>—</b>  | <b>—</b>  | <b>—</b>  |
| 6241 wheat  | 10,131        | 0            | 10,131        | —        | —        | —         | —         | —         |
| 6344 corn   | 1,540         | 0            | 1,540         | —        | —        | —         | —         | —         |
| 6442 rice   | 0             | 0            | —             | —        | —        | —         | —         | —         |
| 6443 barley & rye   | 395           | 0            | 395           | —        | —        | —         | —         | —         |
| 6445 oats   | 0             | —            | 0             | —        | —        | —         | —         | —         |
| 6447 sorghum grains   | 17            | —            | 17            | —        | —        | —         | —         | —         |
| <b>Subtotal oilseeds</b>  | <b>1,824</b>  | <b>30</b>    | <b>1,795</b>  | <b>—</b> | <b>—</b> | <b>—</b>  | <b>—</b>  | <b>—</b>  |
| 6522 soybeans   | 1,432         | 0            | 1,432         | —        | —        | —         | —         | —         |
| 6590 oilseeds nec   | 392           | 30           | 363           | —        | —        | —         | —         | —         |
| <b>Subtotal vegetable products</b>                              | <b>235</b>    | <b>7</b>     | <b>228</b>    | <b>0</b> | <b>0</b> | <b>—</b>  | <b>—</b>  | <b>—</b>  |
| 6653 vegetable oils   | 2             | 2            | 0             | —        | 0        | —         | —         | —         |
| 6654 vegetables & prod.   | 233           | 5            | 227           | 0        | 0        | —         | —         | —         |
| <b>Subtotal processed grain and animal feed</b>                 | <b>944</b>    | <b>9</b>     | <b>935</b>    | <b>—</b> | <b>—</b> | <b>0</b>  | <b>0</b>  | <b>—</b>  |
| 6746 wheat flour  | 4             | —            | 4             | —        | —        | —         | —         | —         |
| 6747 grain mill products  | 22            | 0            | 22            | —        | —        | —         | —         | —         |
| 6781 hay & fodder   | 534           | 2            | 531           | —        | —        | —         | —         | —         |
| 6782 animal feed, prep.   | 384           | 6            | 377           | —        | —        | 0         | 0         | —         |
| <b>Subtotal other agricultural products</b>                     | <b>161</b>    | <b>33</b>    | <b>126</b>    | <b>0</b> | <b>1</b> | <b>0</b>  | <b>—</b>  | <b>0</b>  |
| 6811 meat, fresh, frozen  | 13            | 1            | 11            | —        | —        | —         | —         | —         |
| 6817 meat, prepared   | 18            | —            | 18            | —        | —        | —         | —         | —         |
| 6822 dairy products   | 23            | 0            | 23            | —        | —        | —         | —         | —         |
| 6835 fish, prepared   | 2             | 1            | 0             | —        | 0        | —         | —         | —         |
| 6839 animals & prod. nec  | 8             | 0            | 8             | —        | —        | —         | —         | —         |
| 6856 bananas & plantains  | 0             | 0            | —             | —        | —        | —         | —         | —         |
| 6857 fruit & nuts nec   | 17            | 0            | 17            | —        | —        | —         | —         | —         |
| 6858 fruit juices   | 10            | 4            | 6             | —        | 0        | 0         | —         | 0         |
| 6861 sugar  | 0             | —            | 0             | —        | —        | —         | —         | —         |
| 6871 coffee   | 3             | 3            | —             | —        | —        | —         | —         | —         |
| 6885 alcoholic beverages  | 18            | 15           | 2             | —        | 0        | —         | —         | —         |
| 6888 water & ice  | 5             | 4            | —             | —        | 0        | —         | —         | —         |
| 6889 food products nec  | 18            | 2            | 15            | 0        | 0        | —         | —         | —         |
| 6891 tobacco & products   | 0             | 0            | 0             | —        | —        | —         | —         | —         |
| 6893 cotton   | 1             | 0            | 1             | —        | —        | —         | —         | —         |
| 6894 natural fibers nec   | 5             | 0            | 5             | —        | —        | —         | —         | —         |
| 6899 farm products nec  | 22            | 2            | 21            | —        | —        | —         | —         | —         |
| <b>Total all manufactured equipment, machinery and products</b> | <b>956</b>    | <b>863</b>   | <b>89</b>     | <b>1</b> | <b>0</b> | <b>2</b>  | <b>2</b>  | <b>1</b>  |
| 7110 machinery (not elec)                                       | 37            | 26           | 9             | 0        | —        | 2         | 2         | 0         |
| 7120 electrical machinery                                       | 21            | 16           | 5             | 0        | —        | —         | —         | —         |
| 7210 vehicles & parts   | 779           | 729          | 49            | 1        | —        | 0         | —         | 0         |
| 7220 aircraft & parts   | 0             | 0            | 0             | —        | —        | —         | —         | —         |
| 7230 ships & boats  | 1             | 0            | 0             | —        | —        | 0         | —         | 0         |
| 7400 manufac. wood prod.  | 17            | 9            | 8             | 0        | —        | —         | —         | —         |
| 7500 textile products   | 14            | 7            | 6             | 0        | —        | —         | —         | —         |
| 7600 rubber & plastic pr.                                       | 29            | 26           | 4             | 0        | —        | —         | —         | —         |
| 7900 manufac. prod. nec   | 58            | 50           | 8             | 0        | 0        | 0         | —         | 0         |
| <b>Total unknown or not elsewhere classified</b>                | <b>54</b>     | <b>29</b>    | <b>26</b>     | <b>0</b> | <b>0</b> | <b>0</b>  | <b>0</b>  | <b>—</b>  |
| 9900 unknown or nec   | 54            | 29           | 26            | 0        | 0        | 0         | 0         | —         |

\*Includes 26,305 tons of foreign upbound through in-transits; Includes 357,839 tons of foreign downbound through in-transits.

COLUMBIA RIVER, MOUTH TO INTERNATIONAL BOUNDARY (CONSOLIDATED REPORT)

Section Included: Mouth to International Boundary, a distance of 745 miles. Controlling Depth: 38 feet or better between mouth of Columbia River and mouth of Willamette River; 38 feet to lower turning basin, Vancouver, WA; other channel depths range from 15 to 4 feet. Project Depth: 55/48 feet across entrance bar; 40 feet from mouth of Columbia River to mouth of Willamette River; 40 feet from mouth of Willamette River to Vancouver; Other Project Depths range from 27 to 7 feet.

Comparative Statement of Traffic (thousand short tons)

| Year | Total  | Year | Total  | Year | Total  | Year        | Total         |
|------|--------|------|--------|------|--------|-------------|---------------|
| 1993 | 51,243 | 1996 | 51,181 | 1999 | 50,733 | <b>2002</b> | <b>45,027</b> |
| 1994 | 50,912 | 1997 | 52,722 | 2000 | 55,193 |             |               |
| 1995 | 57,124 | 1998 | 49,076 | 2001 | 50,348 |             |               |

Freight Traffic, 2002 (thousand short tons)

| Commodity  | Total         | Foreign      |               |                              |               | Canadian   |                            |            |          |
|--|---------------|--------------|---------------|------------------------------|---------------|------------|----------------------------|------------|----------|
|  |               | Inbound*     | Outbound*     | Through<br>Upbound* Downbnd* | Inbound       | Outbound   | Through<br>Upbound Downbnd |            |          |
| <b>Total, all commodities</b>                        | <b>29,521</b> | <b>1,431</b> | <b>12,423</b> | <b>3,301</b>                 | <b>11,364</b> | <b>218</b> | <b>18</b>                  | <b>765</b> | <b>1</b> |
| <b>Total coal</b>                                    | <b>7</b>      | <b>7</b>     | <b>—</b>      | <b>—</b>                     | <b>—</b>      | <b>—</b>   | <b>—</b>                   | <b>—</b>   | <b>—</b> |
| 1100 coal lignite                                    | 7             | 7            | —             | —                            | —             | —          | —                          | —          | —        |
| <b>Total petroleum and petroleum products</b>        | <b>1,795</b>  | <b>47</b>    | <b>870</b>    | <b>524</b>                   | <b>72</b>     | <b>25</b>  | <b>18</b>                  | <b>240</b> | <b>—</b> |
| <b>Subtotal crude petroleum</b>                      | <b>264</b>    | <b>—</b>     | <b>—</b>      | <b>264</b>                   | <b>—</b>      | <b>—</b>   | <b>—</b>                   | <b>—</b>   | <b>—</b> |
| 2100 crude petroleum                                 | 264           | —            | —             | 264                          | —             | —          | —                          | —          | —        |
| <b>Subtotal petroleum products</b>                   | <b>1,531</b>  | <b>47</b>    | <b>870</b>    | <b>260</b>                   | <b>72</b>     | <b>25</b>  | <b>18</b>                  | <b>240</b> | <b>—</b> |
| 2211 gasoline  | 320           | 38           | —             | 215                          | —             | —          | —                          | 66         | —        |
| 2221 kerosene  | 4             | —            | —             | —                            | —             | —          | —                          | 4          | —        |
| 2330 distillate fuel oil                             | 110           | —            | —             | —                            | —             | 25         | —                          | 85         | —        |
| 2340 residual fuel oil                               | 119           | —            | —             | 35                           | —             | —          | —                          | 84         | —        |
| 2350 lube oil & greases                              | 0             | —            | —             | 0                            | 0             | —          | —                          | —          | —        |
| 2410 petro. jelly & waxes                            | 0             | —            | —             | 0                            | 0             | —          | —                          | —          | —        |
| 2429 naphtha & solvents                              | 1             | —            | —             | —                            | 1             | —          | —                          | —          | —        |
| 2430 asphalt, tar & pitch                            | 19            | 9            | —             | 10                           | —             | —          | —                          | —          | —        |
| 2540 petroleum coke                                  | 958           | —            | 870           | —                            | 71            | —          | 18                         | —          | —        |
| <b>Total chemicals and related products</b>          | <b>5,230</b>  | <b>270</b>   | <b>439</b>    | <b>305</b>                   | <b>4,020</b>  | <b>144</b> | <b>—</b>                   | <b>54</b>  | <b>—</b> |
| <b>Subtotal fertilizers</b>                          | <b>1,634</b>  | <b>66</b>    | <b>49</b>     | <b>151</b>                   | <b>1,357</b>  | <b>—</b>   | <b>—</b>                   | <b>12</b>  | <b>—</b> |
| 3110 nitrogenous fert.                               | 223           | 60           | —             | 151                          | —             | —          | —                          | 12         | —        |
| 3120 phosphatic fert.                                | 0             | —            | —             | —                            | 0             | —          | —                          | —          | —        |
| 3130 potassic fert.                                  | 1,397         | —            | 49            | —                            | 1,349         | —          | —                          | —          | —        |
| 3190 fert. & mixes nec                               | 14            | 6            | —             | 0                            | 8             | —          | —                          | —          | —        |
| <b>Subtotal other chemicals and related products</b> | <b>3,596</b>  | <b>204</b>   | <b>390</b>    | <b>153</b>                   | <b>2,663</b>  | <b>144</b> | <b>—</b>                   | <b>42</b>  | <b>—</b> |
| 3212 benzene & toluene                               | 55            | 54           | —             | 0                            | —             | —          | —                          | —          | —        |
| 3219 other hydrocarbons                              | 0             | —            | —             | 0                            | 0             | —          | —                          | —          | —        |
| 3220 alcohols  | 83            | —            | —             | 82                           | 1             | —          | —                          | —          | —        |
| 3230 carboxylic acids                                | 5             | —            | —             | 0                            | 5             | —          | —                          | —          | —        |
| 3240 nitrogen func. comp.                            | 0             | —            | —             | —                            | 0             | —          | —                          | —          | —        |
| 3250 organo - inorg. comp.                           | 0             | —            | —             | 0                            | 0             | —          | —                          | —          | —        |
| 3260 organic comp. nec                               | 4             | —            | —             | 1                            | 3             | —          | —                          | —          | —        |
| 3272 sulphuric acid                                  | 0             | —            | —             | —                            | 0             | —          | —                          | —          | —        |
| 3273 ammonia   | 71            | —            | —             | 46                           | 0             | —          | —                          | 25         | —        |
| 3274 sodium hydroxide                                | 174           | 149          | —             | —                            | 0             | 24         | —                          | —          | —        |
| 3275 inorg. elem., oxides, & halogen salts           | 42            | —            | —             | 3                            | 39            | —          | —                          | —          | —        |
| 3276 metallic salts                                  | 2,593         | —            | 73            | 2                            | 2,518         | —          | —                          | —          | —        |
| 3279 inorganic chem. nec                             | 3             | —            | 2             | 1                            | 0             | —          | —                          | —          | —        |
| 3282 pigments & paints                               | 8             | —            | —             | 7                            | 1             | —          | —                          | —          | —        |
| 3283 coloring mat. nec                               | 0             | —            | —             | —                            | 0             | —          | —                          | —          | —        |
| 3284 medicines                                       | 0             | —            | —             | 0                            | 0             | —          | —                          | —          | —        |
| 3285 perfumes & cleansers                            | 6             | —            | 3             | 0                            | 2             | —          | —                          | —          | —        |
| 3286 plastics  | 25            | —            | —             | 7                            | 18            | —          | —                          | —          | —        |
| 3291 pesticides                                      | 0             | —            | —             | 0                            | 0             | —          | —                          | —          | —        |
| 3292 starches, gluten, glue                          | 510           | —            | 312           | 1                            | 74            | 120        | —                          | 5          | —        |
| 3293 explosives                                      | 1             | —            | —             | 1                            | —             | —          | —                          | —          | —        |
| 3297 chemical additives                              | 0             | —            | —             | 0                            | 0             | —          | —                          | —          | —        |
| 3298 wood & resin chem.                              | 12            | —            | —             | —                            | —             | —          | —                          | 12         | —        |
| 3299 chem. products nec                              | 3             | —            | —             | 1                            | 2             | —          | —                          | 0          | —        |
| <b>Total crude materials, inedible except fuels</b>  | <b>3,668</b>  | <b>490</b>   | <b>1,942</b>  | <b>272</b>                   | <b>448</b>    | <b>48</b>  | <b>—</b>                   | <b>467</b> | <b>0</b> |
| <b>Subtotal forest products, wood and chips</b>      | <b>1,983</b>  | <b>17</b>    | <b>1,590</b>  | <b>189</b>                   | <b>99</b>     | <b>48</b>  | <b>—</b>                   | <b>40</b>  | <b>—</b> |
| 4110 rubber & gums                                   | 0             | —            | —             | 0                            | 0             | —          | —                          | —          | —        |
| 4150 fuel wood                                       | 5             | —            | 0             | —                            | 2             | 3          | —                          | —          | —        |
| 4161 wood chips                                      | 65            | —            | —             | —                            | 0             | 32         | —                          | 32         | —        |
| 4170 wood in the rough                               | 1,641         | 0            | 1,568         | 50                           | 4             | 12         | —                          | 7          | —        |
| 4189 lumber  | 272           | 17           | 22            | 139                          | 93            | 1          | —                          | —          | —        |
| 4190 forest products nec                             | 0             | —            | —             | 0                            | 0             | —          | —                          | —          | —        |
| <b>Subtotal pulp and waste paper</b>                 | <b>221</b>    | <b>40</b>    | <b>64</b>     | <b>0</b>                     | <b>116</b>    | <b>—</b>   | <b>—</b>                   | <b>—</b>   | <b>—</b> |
| 4225 pulp & waste paper                              | 221           | 40           | 64            | 0                            | 116           | —          | —                          | —          | —        |
| <b>Subtotal soil, sand, gravel, rock and stone</b>   | <b>868</b>    | <b>433</b>   | <b>—</b>      | <b>6</b>                     | <b>1</b>      | <b>—</b>   | <b>—</b>                   | <b>428</b> | <b>0</b> |
| 4310 building stone                                  | 6             | —            | —             | 6                            | 0             | —          | —                          | —          | 0        |

COLUMBIA RIVER, MOUTH TO INTERNATIONAL BOUNDARY (CONSOLIDATED REPORT)  
 Freight Traffic, 2002 - continued  
 (thousand short tons)

| Commodity  | Total         | Foreign    |              |                     |              | Canadian |          |                    |          |
|--|---------------|------------|--------------|---------------------|--------------|----------|----------|--------------------|----------|
|  |               | Inbound*   | Outbound*    | Through<br>Upbound* | Downbnd*     | Inbound  | Outbound | Through<br>Upbound | Downbnd  |
| 4322 limestone                                     | 428           | —          | —            | —                   | 0            | —        | —        | 428                | —        |
| 4323 gypsum  | 433           | 433        | —            | —                   | —            | —        | —        | —                  | —        |
| 4331 sand & gravel                                 | 1             | —          | —            | 0                   | -1           | —        | —        | —                  | —        |
| <b>Subtotal iron ore and scrap</b>                 | <b>272</b>    | <b>—</b>   | <b>—</b>     | <b>76</b>           | <b>195</b>   | <b>—</b> | <b>—</b> | <b>—</b>           | <b>—</b> |
| 4410 iron ore                                      | 76            | —          | —            | 76                  | —            | —        | —        | —                  | —        |
| 4420 iron & steel scrap                            | 195           | —          | —            | —                   | 195          | —        | —        | —                  | —        |
| <b>Subtotal non-ferrous ores and scrap</b>         | <b>15</b>     | <b>—</b>   | <b>—</b>     | <b>1</b>            | <b>15</b>    | <b>—</b> | <b>—</b> | <b>—</b>           | <b>—</b> |
| 4650 aluminum ore                                  | 0             | —          | —            | 0                   | 0            | —        | —        | —                  | —        |
| 4680 non-ferrous scrap                             | 15            | —          | —            | —                   | 15           | —        | —        | —                  | —        |
| 4690 non-ferrous ores nec                          | 0             | —          | —            | 0                   | 0            | —        | —        | —                  | —        |
| <b>Subtotal sulphur, clay and salt</b>             | <b>289</b>    | <b>—</b>   | <b>280</b>   | <b>0</b>            | <b>9</b>     | <b>—</b> | <b>—</b> | <b>—</b>           | <b>—</b> |
| 4741 sulphur, (dry)                                | 0             | —          | —            | 0                   | —            | —        | —        | —                  | —        |
| 4782 clay & refrac. mat.                           | 289           | —          | 280          | 0                   | 9            | —        | —        | —                  | —        |
| <b>Subtotal slag</b>                               | <b>0</b>      | <b>—</b>   | <b>—</b>     | <b>—</b>            | <b>0</b>     | <b>—</b> | <b>—</b> | <b>—</b>           | <b>—</b> |
| 4860 slag  | 0             | —          | —            | —                   | 0            | —        | —        | —                  | —        |
| <b>Subtotal other non-metal. min.</b>              | <b>19</b>     | <b>—</b>   | <b>7</b>     | <b>0</b>            | <b>12</b>    | <b>—</b> | <b>—</b> | <b>—</b>           | <b>—</b> |
| 4900 non-metal. min. nec                           | 19            | —          | 7            | 0                   | 12           | —        | —        | —                  | —        |
| <b>Total primary manufactured goods</b>            | <b>2,551</b>  | <b>483</b> | <b>339</b>   | <b>1,361</b>        | <b>366</b>   | <b>1</b> | <b>—</b> | <b>3</b>           | <b>0</b> |
| <b>Subtotal paper products</b>                     | <b>560</b>    | <b>2</b>   | <b>332</b>   | <b>12</b>           | <b>214</b>   | <b>—</b> | <b>—</b> | <b>—</b>           | <b>—</b> |
| 5110 newsprint                                     | 332           | 2          | 330          | —                   | 0            | —        | —        | —                  | —        |
| 5120 paper & paperboard                            | 201           | 0          | 2            | 9                   | 191          | —        | —        | —                  | —        |
| 5190 paper products nec                            | 26            | —          | —            | 3                   | 24           | —        | —        | —                  | —        |
| <b>Subtotal lime, cement and glass</b>             | <b>552</b>    | <b>0</b>   | <b>—</b>     | <b>501</b>          | <b>51</b>    | <b>—</b> | <b>—</b> | <b>1</b>           | <b>—</b> |
| 5220 cement & concrete                             | 481           | —          | —            | 481                 | 0            | —        | —        | —                  | —        |
| 5240 glass & glass prod.                           | 20            | 0          | —            | 3                   | 16           | —        | —        | 1                  | —        |
| 5290 misc. mineral prod.                           | 52            | —          | —            | 18                  | 34           | —        | —        | 0                  | —        |
| <b>Subtotal primary iron and steel products</b>    | <b>1,151</b>  | <b>430</b> | <b>—</b>     | <b>719</b>          | <b>2</b>     | <b>1</b> | <b>—</b> | <b>0</b>           | <b>—</b> |
| 5312 pig iron                                      | 0             | —          | —            | 0                   | —            | —        | —        | 0                  | —        |
| 5315 ferro alloys                                  | 17            | 3          | —            | 14                  | —            | —        | —        | —                  | —        |
| 5320 i&s primary forms                             | 605           | 60         | —            | 543                 | 1            | 1        | —        | —                  | —        |
| 5330 i&s plates & sheets                           | 321           | 287        | —            | 34                  | 1            | —        | —        | —                  | —        |
| 5360 i&s bars & shapes                             | 25            | 21         | —            | 4                   | 0            | —        | —        | —                  | —        |
| 5370 i&s pipe & tube                               | 63            | 56         | —            | 7                   | 0            | —        | —        | —                  | —        |
| 5390 primary i&s nec                               | 120           | 3          | —            | 117                 | 0            | —        | —        | 0                  | —        |
| <b>Subtotal primary non-ferrous metal products</b> | <b>196</b>    | <b>17</b>  | <b>7</b>     | <b>98</b>           | <b>72</b>    | <b>0</b> | <b>—</b> | <b>2</b>           | <b>0</b> |
| 5421 copper  | 7             | —          | 6            | 0                   | 0            | —        | —        | —                  | —        |
| 5422 aluminum                                      | 13            | 6          | —            | 7                   | 0            | 0        | —        | —                  | —        |
| 5429 smelted prod. nec                             | 64            | —          | —            | 2                   | 62           | —        | —        | —                  | —        |
| 5480 fab. metal products                           | 111           | 11         | 0            | 88                  | 10           | —        | —        | 2                  | 0        |
| <b>Subtotal primary wood products</b>              | <b>92</b>     | <b>34</b>  | <b>0</b>     | <b>31</b>           | <b>27</b>    | <b>—</b> | <b>—</b> | <b>—</b>           | <b>—</b> |
| 5540 primary wood prod.                            | 92            | 34         | 0            | 31                  | 27           | —        | —        | —                  | —        |
| <b>Total food and farm products</b>                | <b>15,261</b> | <b>29</b>  | <b>8,830</b> | <b>52</b>           | <b>6,349</b> | <b>—</b> | <b>—</b> | <b>0</b>           | <b>1</b> |
| <b>Subtotal fish</b>                               | <b>13</b>     | <b>0</b>   | <b>—</b>     | <b>2</b>            | <b>12</b>    | <b>—</b> | <b>—</b> | <b>—</b>           | <b>—</b> |
| 6134 fish (not shellfish)                          | 12            | 0          | —            | 0                   | 12           | —        | —        | —                  | —        |
| 6136 shellfish                                     | 2             | —          | —            | 2                   | 0            | —        | —        | —                  | —        |
| <b>Subtotal grain</b>                              | <b>12,083</b> | <b>—</b>   | <b>6,823</b> | <b>0</b>            | <b>5,260</b> | <b>—</b> | <b>—</b> | <b>—</b>           | <b>—</b> |
| 6241 wheat   | 10,131        | —          | 5,092        | 0                   | 5,039        | —        | —        | —                  | —        |
| 6344 corn  | 1,540         | —          | 1,492        | 0                   | 48           | —        | —        | —                  | —        |
| 6442 rice  | 0             | —          | —            | 0                   | —            | —        | —        | —                  | —        |
| 6443 barley & rye                                  | 395           | —          | 222          | 0                   | 173          | —        | —        | —                  | —        |
| 6445 oats  | 0             | —          | —            | —                   | 0            | —        | —        | —                  | —        |
| 6447 sorghum grains                                | 17            | —          | 17           | —                   | —            | —        | —        | —                  | —        |
| <b>Subtotal oilseeds</b>                           | <b>1,824</b>  | <b>29</b>  | <b>1,728</b> | <b>0</b>            | <b>67</b>    | <b>—</b> | <b>—</b> | <b>—</b>           | <b>—</b> |
| 6522 soybeans                                      | 1,432         | —          | 1,426        | 0                   | 7            | —        | —        | —                  | —        |
| 6590 oilseeds nec                                  | 392           | 29         | 303          | 0                   | 60           | —        | —        | —                  | —        |
| <b>Subtotal vegetable products</b>                 | <b>235</b>    | <b>—</b>   | <b>4</b>     | <b>7</b>            | <b>223</b>   | <b>—</b> | <b>—</b> | <b>0</b>           | <b>0</b> |
| 6653 vegetable oils                                | 2             | —          | —            | 2                   | 0            | —        | —        | —                  | 0        |
| 6654 vegetables & prod.                            | 233           | —          | 4            | 5                   | 223          | —        | —        | 0                  | 0        |
| <b>Subtotal processed grain and animal feed</b>    | <b>944</b>    | <b>—</b>   | <b>269</b>   | <b>9</b>            | <b>666</b>   | <b>—</b> | <b>—</b> | <b>—</b>           | <b>—</b> |
| 6746 wheat flour                                   | 4             | —          | 0            | —                   | 4            | —        | —        | —                  | —        |
| 6747 grain mill products                           | 22            | —          | —            | 0                   | 22           | —        | —        | —                  | —        |
| 6781 hay & fodder                                  | 534           | —          | 17           | 2                   | 514          | —        | —        | —                  | —        |
| 6782 animal feed, prep.                            | 383           | —          | 252          | 6                   | 125          | —        | —        | —                  | —        |
| <b>Subtotal other agricultural products</b>        | <b>161</b>    | <b>0</b>   | <b>5</b>     | <b>33</b>           | <b>122</b>   | <b>—</b> | <b>—</b> | <b>0</b>           | <b>1</b> |
| 6811 meat, fresh, frozen                           | 13            | —          | —            | 1                   | 11           | —        | —        | —                  | —        |
| 6817 meat, prepared                                | 18            | —          | —            | —                   | 18           | —        | —        | —                  | —        |
| 6822 dairy products                                | 23            | —          | —            | 0                   | 23           | —        | —        | —                  | —        |
| 6835 fish, prepared                                | 2             | —          | —            | 1                   | 0            | —        | —        | —                  | 0        |
| 6839 animals & prod. nec                           | 8             | —          | —            | 0                   | 8            | —        | —        | —                  | —        |
| 6856 bananas & plantains                           | 0             | —          | —            | 0                   | —            | —        | —        | —                  | —        |

COLUMBIA RIVER, MOUTH TO INTERNATIONAL BOUNDARY (CONSOLIDATED REPORT)  
 Freight Traffic, 2002 - continued  
 (thousand short tons)

| Commodity   | Total            | Foreign        |                |                |                  | Canadian      |              |               |            |
|---|------------------|----------------|----------------|----------------|------------------|---------------|--------------|---------------|------------|
|   |                  | Inbound*       | Outbound*      | Through        |                  | Inbound       | Outbound     | Through       |            |
|   |                  |                |                | Upbound*       | Downbnd*         |               |              |               |            |
| 6857 fruit & nuts nec   | 17               | —              | —              | 0              | 17               | —             | —            | —             | —          |
| 6858 fruit juices   | 10               | —              | —              | 4              | 6                | —             | —            | —             | 0          |
| 6861 sugar  | 0                | —              | —              | —              | 0                | —             | —            | —             | —          |
| 6871 coffee   | 3                | —              | —              | 3              | —                | —             | —            | —             | —          |
| 6885 alcoholic beverages  | 18               | —              | —              | 15             | 2                | —             | —            | —             | 0          |
| 6888 water & ice  | 5                | —              | —              | 4              | —                | —             | —            | —             | 0          |
| 6889 food products nec  | 18               | 0              | 0              | 2              | 15               | —             | —            | 0             | 0          |
| 6891 tobacco & products   | 0                | —              | —              | 0              | 0                | —             | —            | —             | —          |
| 6893 cotton   | 1                | —              | —              | 0              | 1                | —             | —            | —             | —          |
| 6894 natural fibers nec   | 5                | —              | 4              | 0              | 0                | —             | —            | —             | —          |
| 6899 farm products nec  | 22               | 0              | —              | 2              | 21               | —             | —            | —             | —          |
| <b>Total all manufactured equipment, machinery and products</b> | <b>954</b>       | <b>104</b>     | <b>5</b>       | <b>759</b>     | <b>84</b>        | <b>0</b>      | <b>—</b>     | <b>1</b>      | <b>0</b>   |
| 7110 machinery (not elec)                                       | 36               | 17             | 0              | 9              | 9                | —             | —            | 0             | —          |
| 7120 electrical machinery                                       | 21               | 0              | 0              | 15             | 5                | —             | —            | 0             | —          |
| 7210 vehicles & parts   | 779              | 85             | —              | 645            | 49               | —             | —            | 1             | —          |
| 7220 aircraft & parts   | 0                | —              | —              | 0              | 0                | —             | —            | —             | —          |
| 7230 ships & boats  | 0                | 0              | —              | 0              | 0                | —             | —            | —             | —          |
| 7400 manufac. wood prod.  | 17               | 1              | 4              | 8              | 4                | —             | —            | 0             | —          |
| 7500 textile products   | 14               | 0              | 1              | 7              | 5                | —             | —            | 0             | —          |
| 7600 rubber & plastic pr.                                       | 29               | 1              | 0              | 25             | 4                | 0             | —            | —             | —          |
| 7900 manufac. prod. nec   | 58               | —              | —              | 50             | 8                | —             | —            | 0             | 0          |
| <b>Total unknown or not elsewhere classified</b>                | <b>54</b>        | <b>0</b>       | <b>1</b>       | <b>29</b>      | <b>25</b>        | <b>—</b>      | <b>0</b>     | <b>0</b>      | <b>0</b>   |
| 9900 unknown or nec   | 54               | 0              | 1              | 29             | 25               | —             | 0            | 0             | 0          |
| <b>Ton-miles Foreign &amp; Canadian (x1000)</b>                 | <b>2,641,670</b> | <b>115,501</b> | <b>981,352</b> | <b>328,297</b> | <b>1,120,852</b> | <b>19,412</b> | <b>1,111</b> | <b>75,009</b> | <b>136</b> |

| Commodity   | Total        | Coastwise  |            |              |            |
|---|--------------|------------|------------|--------------|------------|
|   |              | Receipts   | Shipments  | Through      |            |
|   |              |            |            | Upbound      | Downbnd    |
| <b>Total, all commodities</b>                       | <b>4,976</b> | <b>723</b> | <b>334</b> | <b>3,638</b> | <b>281</b> |
| <b>Total petroleum and petroleum products</b>       | <b>3,729</b> | <b>117</b> | <b>3</b>   | <b>3,407</b> | <b>201</b> |
| Subtotal crude petroleum                            | 6            | —          | —          | 6            | —          |
| 2100 crude petroleum                                | 6            | —          | —          | 6            | —          |
| Subtotal petroleum products                         | 3,723        | 117        | 3          | 3,401        | 201        |
| 2211 gasoline                                       | 2,269        | 26         | —          | 2,210        | 33         |
| 2330 distillate fuel oil                            | 799          | 91         | —          | 660          | 48         |
| 2340 residual fuel oil                              | 427          | 0          | 3          | 379          | 44         |
| 2350 lube oil & greases                             | 144          | —          | —          | 144          | —          |
| 2429 naphtha & solvents                             | 11           | —          | —          | —            | 11         |
| 2430 asphalt, tar & pitch                           | 66           | —          | —          | —            | 66         |
| 2540 petroleum coke                                 | 7            | —          | —          | 7            | —          |
| <b>Total chemicals and related products</b>         | <b>205</b>   | <b>33</b>  | <b>15</b>  | <b>141</b>   | <b>16</b>  |
| Subtotal fertilizers                                | 120          | —          | 9          | 111          | —          |
| 3110 nitrogenous fert.                              | 120          | —          | 9          | 111          | —          |
| Subtotal other chemicals and related products       | 85           | 33         | 6          | 30           | 16         |
| 3212 benzene & toluene                              | 51           | 21         | —          | 18           | 12         |
| 3220 alcohols                                       | 8            | —          | —          | 5            | 3          |
| 3274 sodium hydroxide                               | 15           | 12         | 3          | —            | —          |
| 3276 metallic salts                                 | 3            | —          | 3          | —            | —          |
| 3286 plastics                                       | 1            | —          | 0          | —            | 1          |
| 3297 chemical additives                             | 6            | —          | —          | 6            | —          |
| <b>Total crude materials, inedible except fuels</b> | <b>988</b>   | <b>571</b> | <b>284</b> | <b>90</b>    | <b>43</b>  |
| Subtotal forest products, wood and chips            | 967          | 571        | 284        | 90           | 22         |
| 4161 wood chips                                     | 571          | 571        | —          | —            | —          |
| 4170 wood in the rough                              | 92           | —          | 0          | 90           | 2          |
| 4189 lumber   | 304          | —          | 283        | —            | 20         |
| Subtotal soil, sand, gravel, rock and stone         | 21           | —          | —          | —            | 21         |
| 4331 sand & gravel                                  | 21           | —          | —          | —            | 21         |
| Subtotal other non-metal. min.                      | 0            | —          | —          | —            | 0          |
| 4900 non-metal. min. nec                            | 0            | —          | —          | —            | 0          |
| <b>Total primary manufactured goods</b>             | <b>52</b>    | <b>—</b>   | <b>32</b>  | <b>—</b>     | <b>20</b>  |
| Subtotal paper products                             | 24           | —          | 24         | —            | 0          |
| 5190 paper products nec                             | 24           | —          | 24         | —            | 0          |
| Subtotal lime, cement and glass                     | 1            | —          | 1          | —            | —          |
| 5220 cement & concrete                              | 1            | —          | 1          | —            | —          |
| Subtotal primary iron and steel products            | 14           | —          | 1          | —            | 13         |
| 5360 i&s bars & shapes                              | 14           | —          | 1          | —            | 13         |
| Subtotal primary non-ferrous metal products         | 1            | —          | —          | —            | 1          |
| 5480 fab. metal products                            | 1            | —          | —          | —            | 1          |

COLUMBIA RIVER, MOUTH TO INTERNATIONAL BOUNDARY (CONSOLIDATED REPORT)  
Freight Traffic, 2002 - continued  
(thousand short tons)

| Commodity   | Total          | Coastwise     |               |                |               |
|---|----------------|---------------|---------------|----------------|---------------|
|   |                | Receipts      | Shipments     | Through        |               |
|   |                |               |               | Upbound        | Downbnd       |
| <b>Subtotal primary wood products</b>                           | <b>12</b>      | <b>---</b>    | <b>6</b>      | <b>---</b>     | <b>6</b>      |
| 5540 primary wood prod.   | 12             | ---           | 6             | ---            | 6             |
| <b>Total food and farm products</b>                             | <b>0</b>       | <b>---</b>    | <b>---</b>    | <b>0</b>       | <b>0</b>      |
| <b>Subtotal processed grain and animal feed</b>                 | <b>0</b>       | <b>---</b>    | <b>---</b>    | <b>0</b>       | <b>---</b>    |
| 6782 animal feed, prep.   | 0              | ---           | ---           | 0              | ---           |
| <b>Subtotal other agricultural products</b>                     | <b>0</b>       | <b>---</b>    | <b>---</b>    | <b>---</b>     | <b>0</b>      |
| 6858 fruit juices   | 0              | ---           | ---           | ---            | 0             |
| <b>Total all manufactured equipment, machinery and products</b> | <b>2</b>       | <b>2</b>      | <b>0</b>      | <b>---</b>     | <b>1</b>      |
| 7110 machinery (not elec)                                       | 2              | 2             | 0             | ---            | 0             |
| 7210 vehicles & parts   | 0              | ---           | ---           | ---            | 0             |
| 7230 ships & boats  | 0              | ---           | 0             | ---            | 0             |
| 7900 manufac. prod. nec   | 0              | ---           | 0             | ---            | 0             |
| <b>Total unknown or not elsewhere classified</b>                | <b>0</b>       | <b>---</b>    | <b>---</b>    | <b>0</b>       | <b>---</b>    |
| 9900 unknown or nec   | 0              | ---           | ---           | 0              | ---           |
| <b>Ton-miles (x1000)</b>  | <b>451,861</b> | <b>43,764</b> | <b>26,728</b> | <b>354,142</b> | <b>27,226</b> |
| <b>Coastwise</b>  |                |               |               |                |               |

| Commodity  | Total         | Internal   |              |            |              |              |              |            |              |
|--|---------------|------------|--------------|------------|--------------|--------------|--------------|------------|--------------|
|  |               | Inbound    |              | Outbound   |              | Through      |              | Intra      |              |
|  |               | Upbound    | Downbnd      | Upbound    | Downbnd      | Upbound      | Downbnd      | Upbound    | Downbnd      |
| <b>Total, all commodities</b>                        | <b>10,530</b> | <b>769</b> | <b>1,096</b> | <b>497</b> | <b>1,915</b> | <b>2,475</b> | <b>1,513</b> | <b>753</b> | <b>1,512</b> |
| <b>Total petroleum and petroleum products</b>        | <b>2,379</b>  | <b>434</b> | <b>96</b>    | <b>124</b> | <b>51</b>    | <b>1,626</b> | <b>5</b>     | <b>40</b>  | <b>1</b>     |
| <b>Subtotal petroleum products</b>                   | <b>2,379</b>  | <b>434</b> | <b>96</b>    | <b>124</b> | <b>51</b>    | <b>1,626</b> | <b>5</b>     | <b>40</b>  | <b>1</b>     |
| 2211 gasoline  | 1,156         | 4          | ---          | 13         | 45           | 1,089        | ---          | 5          | ---          |
| 2330 distillate fuel oil                             | 14            | 2          | 5            | ---        | ---          | 4            | 2            | ---        | ---          |
| 2340 residual fuel oil                               | 1,207         | 428        | 90           | 111        | 7            | 533          | 3            | 35         | 1            |
| 2350 lube oil & greases                              | 1             | 0          | 0            | ---        | ---          | ---          | ---          | 0          | ---          |
| <b>Total chemicals and related products</b>          | <b>135</b>    | <b>---</b> | <b>---</b>   | <b>52</b>  | <b>6</b>     | <b>10</b>    | <b>---</b>   | <b>34</b>  | <b>34</b>    |
| <b>Subtotal fertilizers</b>                          | <b>117</b>    | <b>---</b> | <b>---</b>   | <b>48</b>  | <b>6</b>     | <b>3</b>     | <b>---</b>   | <b>30</b>  | <b>30</b>    |
| 3110 nitrogenous fert.                               | 115           | ---        | ---          | 48         | 6            | 3            | ---          | 30         | 28           |
| 3190 fert. & mixes nec                               | 2             | ---        | ---          | ---        | ---          | ---          | ---          | ---        | 2            |
| <b>Subtotal other chemicals and related products</b> | <b>19</b>     | <b>---</b> | <b>---</b>   | <b>5</b>   | <b>---</b>   | <b>7</b>     | <b>---</b>   | <b>3</b>   | <b>4</b>     |
| 3273 ammonia   | 12            | ---        | ---          | 5          | ---          | 7            | ---          | ---        | ---          |
| 3274 sodium hydroxide                                | 7             | ---        | ---          | ---        | ---          | ---          | ---          | 3          | 4            |
| <b>Total crude materials, inedible except fuels</b>  | <b>4,113</b>  | <b>329</b> | <b>99</b>    | <b>319</b> | <b>1,193</b> | <b>833</b>   | <b>32</b>    | <b>480</b> | <b>828</b>   |
| <b>Subtotal forest products, wood and chips</b>      | <b>825</b>    | <b>46</b>  | <b>92</b>    | <b>75</b>  | <b>22</b>    | <b>---</b>   | <b>---</b>   | <b>174</b> | <b>415</b>   |
| 4150 fuel wood                                       | 3             | ---        | ---          | ---        | ---          | ---          | ---          | ---        | 3            |
| 4161 wood chips                                      | 491           | 45         | 55           | ---        | 4            | ---          | ---          | 96         | 291          |
| 4170 wood in the rough                               | 330           | 2          | 37           | 74         | 18           | ---          | ---          | 78         | 121          |
| 4189 lumber  | 1             | ---        | ---          | 1          | ---          | ---          | ---          | 0          | ---          |
| <b>Subtotal pulp and waste paper</b>                 | <b>7</b>      | <b>---</b> | <b>7</b>     | <b>---</b> | <b>---</b>   | <b>---</b>   | <b>---</b>   | <b>---</b> | <b>---</b>   |
| 4225 pulp & waste paper                              | 7             | ---        | 7            | ---        | ---          | ---          | ---          | ---        | ---          |
| <b>Subtotal soil, sand, gravel, rock and stone</b>   | <b>3,248</b>  | <b>283</b> | <b>---</b>   | <b>244</b> | <b>1,170</b> | <b>833</b>   | <b>---</b>   | <b>306</b> | <b>413</b>   |
| 4331 sand & gravel                                   | 3,248         | 283        | ---          | 244        | 1,170        | 833          | ---          | 306        | 413          |
| <b>Subtotal iron ore and scrap</b>                   | <b>33</b>     | <b>---</b> | <b>---</b>   | <b>---</b> | <b>0</b>     | <b>---</b>   | <b>32</b>    | <b>---</b> | <b>---</b>   |
| 4420 iron & steel scrap                              | 33            | ---        | ---          | ---        | 0            | ---          | 32           | ---        | ---          |
| <b>Total primary manufactured goods</b>              | <b>8</b>      | <b>---</b> | <b>---</b>   | <b>2</b>   | <b>3</b>     | <b>0</b>     | <b>2</b>     | <b>0</b>   | <b>---</b>   |
| <b>Subtotal paper products</b>                       | <b>7</b>      | <b>---</b> | <b>---</b>   | <b>2</b>   | <b>3</b>     | <b>0</b>     | <b>2</b>     | <b>---</b> | <b>---</b>   |
| 5190 paper products nec                              | 7             | ---        | ---          | 2          | 3            | 0            | 2            | ---        | ---          |
| <b>Subtotal primary iron and steel products</b>      | <b>0</b>      | <b>---</b> | <b>---</b>   | <b>---</b> | <b>0</b>     | <b>---</b>   | <b>---</b>   | <b>0</b>   | <b>---</b>   |
| 5360 i&s bars & shapes                               | 0             | ---        | ---          | ---        | 0            | ---          | ---          | 0          | ---          |
| <b>Subtotal primary wood products</b>                | <b>0</b>      | <b>---</b> | <b>---</b>   | <b>0</b>   | <b>---</b>   | <b>---</b>   | <b>---</b>   | <b>---</b> | <b>---</b>   |
| 5540 primary wood prod.                              | 0             | ---        | ---          | 0          | ---          | ---          | ---          | ---        | ---          |
| <b>Total food and farm products</b>                  | <b>3,477</b>  | <b>---</b> | <b>872</b>   | <b>---</b> | <b>579</b>   | <b>---</b>   | <b>1,380</b> | <b>4</b>   | <b>642</b>   |
| <b>Subtotal grain</b>                                | <b>3,348</b>  | <b>---</b> | <b>872</b>   | <b>---</b> | <b>456</b>   | <b>---</b>   | <b>1,380</b> | <b>4</b>   | <b>636</b>   |
| 6241 wheat   | 3,194         | ---        | 827          | ---        | 451          | ---          | 1,281        | 4          | 630          |
| 6443 barley & rye                                    | 154           | ---        | 44           | ---        | 5            | ---          | 99           | ---        | 6            |



COLUMBIA RIVER, MOUTH TO INTERNATIONAL BOUNDARY (CONSOLIDATED REPORT)  
Freight Traffic, 2002 - continued  
(thousand short tons)

| Commodity   | Total            | Internal         |                |               |                |                |                |               |                |
|---|------------------|------------------|----------------|---------------|----------------|----------------|----------------|---------------|----------------|
|   |                  | Inbound          |                | Outbound      |                | Through        |                | Intra         |                |
|   |                  | Upbound          | Downbnd        | Upbound       | Downbnd        | Upbound        | Downbnd        | Upbound       | Downbnd        |
| <b>Subtotal vegetable products</b>                              | <b>11</b>        | ---              | ---            | ---           | <b>11</b>      | ---            | ---            | ---           | ---            |
| 6654 vegetables & prod.   | 11               | ---              | ---            | ---           | 11             | ---            | ---            | ---           | ---            |
| <b>Subtotal processed grain and animal feed</b>                 | <b>34</b>        | ---              | ---            | ---           | <b>34</b>      | ---            | ---            | ---           | ---            |
| 6781 hay & fodder   | 34               | ---              | ---            | ---           | 34             | ---            | ---            | ---           | ---            |
| <b>Subtotal other agricultural products</b>                     | <b>85</b>        | ---              | ---            | ---           | <b>79</b>      | ---            | <b>0</b>       | ---           | <b>6</b>       |
| 6822 dairy products   | 6                | ---              | ---            | ---           | 6              | ---            | 0              | ---           | ---            |
| 6887 groceries  | 76               | ---              | ---            | ---           | 70             | ---            | ---            | ---           | 6              |
| 6889 food products nec  | 2                | ---              | ---            | ---           | 2              | ---            | ---            | ---           | ---            |
| <b>Total all manufactured equipment, machinery and products</b> | <b>224</b>       | <b>6</b>         | <b>30</b>      | ---           | <b>82</b>      | <b>6</b>       | <b>93</b>      | <b>0</b>      | <b>6</b>       |
| 7110 machinery (not elec)                                       | 0                | 0                | ---            | ---           | ---            | ---            | ---            | 0             | ---            |
| 7900 manufac. prod. nec   | 223              | 6                | 30             | ---           | 82             | 6              | 93             | ---           | 6              |
| <b>Total waste and scrap nec</b>                                | <b>195</b>       | ---              | ---            | ---           | ---            | ---            | ---            | <b>195</b>    | ---            |
| 8900 waste and scrap nec  | 195              | ---              | ---            | ---           | ---            | ---            | ---            | 195           | ---            |
| <b>Ton-miles Internal (x1000)</b>                               | <b>1,502,013</b> | <b>65,191</b>    | <b>229,431</b> | <b>44,596</b> | <b>223,599</b> | <b>365,955</b> | <b>334,441</b> | <b>51,970</b> | <b>186,830</b> |
| <b>Tons All Traffic (x1000)</b>                                 |                  | <b>45,027</b>    |                |               |                |                |                |               |                |
| <b>Ton-miles All Traffic (x1000)</b>                            |                  | <b>4,595,544</b> |                |               |                |                |                |               |                |
| <b>Total Trip-ton-miles Internal and Intraport (x1000)</b>      |                  | <b>1,843,789</b> |                |               |                |                |                |               |                |

\*Includes 13,741 tons of foreign inbound in-transits; Includes 199,977 tons of foreign outbound in-transits;  
Includes 12,564 tons of foreign upbound through in-transits; Includes 157,862 tons of foreign downbound through in-transits.

COLUMBIA AND LOWER WILLAMETTE RIVERS BELOW VANCOUVER, WA AND PORTLAND, OR

Section Included: Columbia River from mouth to the mouth of Willamette River; Willamette River from mouth to Broadway Bridge at Portland, OR, a distance of 113 miles; Columbia River from mouth of Willamette River to Interstate Bridge, Vancouver, WA, a distance of 5 miles. Controlling Depth: Mouth of Columbia River to mouth of Willamette and up the Willamette to Broadway Bridge in Portland, 38 feet; in the reach of Columbia River from the mouth of Willamette River to the lower turning basin at Vancouver, WA, 38 feet. Project Depth: 40 feet in main channel from mouth of Columbia River to Broadway Bridge at Portland, OR; 40 feet in Columbia River from mouth of Willamette River to Railroad Bridge, Vancouver, WA; 35 feet from Railroad Bridge to Interstate Bridge, Vancouver, WA.

Comparative Statement of Traffic (thousand short tons)

| Year | Total  | Year | Total  | Year | Total  | Year        | Total         |
|------|--------|------|--------|------|--------|-------------|---------------|
| 1993 | 50,566 | 1996 | 52,559 | 1999 | 50,905 | <b>2002</b> | <b>45,458</b> |
| 1994 | 50,703 | 1997 | 53,098 | 2000 | 55,529 |             |               |
| 1995 | 58,446 | 1998 | 49,543 | 2001 | 50,997 |             |               |

Freight Traffic, 2002 (thousand short tons)

| Commodity                                     | Total         | Foreign      |               |              |              | Canadian   |           |          |          |
|---|---------------|--------------|---------------|--------------|--------------|------------|-----------|----------|----------|
|   |               | Inbound*     | Outbound*     | Through      |              | Inbound    | Outbound  | Through  |          |
|   |               |              |               | Upbound*     | Downbnd*     |            |           | Upbound  | Downbnd  |
| <b>Total, all commodities</b>                 | <b>29,521</b> | <b>3,520</b> | <b>21,993</b> | <b>1,212</b> | <b>1,794</b> | <b>979</b> | <b>18</b> | <b>4</b> | <b>1</b> |
| <b>Total coal</b>                             | <b>7</b>      | <b>7</b>     | ---           | ---          | ---          | ---        | ---       | ---      | ---      |
| 1100 coal lignite                             | 7             | 7            | ---           | ---          | ---          | ---        | ---       | ---      | ---      |
| <b>Total petroleum and petroleum products</b> | <b>1,795</b>  | <b>571</b>   | <b>896</b>    | <b>0</b>     | <b>46</b>    | <b>265</b> | <b>18</b> | ---      | ---      |
| <b>Subtotal crude petroleum</b>               | <b>264</b>    | <b>264</b>   | ---           | ---          | ---          | ---        | ---       | ---      | ---      |
| 2100 crude petroleum                          | 264           | 264          | ---           | ---          | ---          | ---        | ---       | ---      | ---      |
| <b>Subtotal petroleum products</b>            | <b>1,531</b>  | <b>306</b>   | <b>896</b>    | <b>0</b>     | <b>46</b>    | <b>265</b> | <b>18</b> | ---      | ---      |
| 2211 gasoline                                 | 320           | 253          | ---           | ---          | ---          | 66         | ---       | ---      | ---      |
| 2221 kerosene                                 | 4             | ---          | ---           | ---          | ---          | 4          | ---       | ---      | ---      |
| 2330 distillate fuel oil                      | 110           | ---          | ---           | ---          | ---          | 110        | ---       | ---      | ---      |
| 2340 residual fuel oil                        | 119           | 35           | ---           | ---          | ---          | 84         | ---       | ---      | ---      |
| 2350 lube oil & greases                       | 0             | ---          | ---           | 0            | 0            | ---        | ---       | ---      | ---      |
| 2410 petro. jelly & waxes                     | 0             | 0            | ---           | 0            | 0            | ---        | ---       | ---      | ---      |
| 2429 naphtha & solvents                       | 1             | ---          | ---           | ---          | 1            | ---        | ---       | ---      | ---      |
| 2430 asphalt, tar & pitch                     | 19            | 19           | ---           | ---          | ---          | ---        | ---       | ---      | ---      |
| 2540 petroleum coke                           | 958           | ---          | 896           | ---          | 44           | ---        | 18        | ---      | ---      |
| <b>Total chemicals and related products</b>   | <b>5,230</b>  | <b>551</b>   | <b>4,328</b>  | <b>23</b>    | <b>130</b>   | <b>198</b> | ---       | <b>0</b> | ---      |
| <b>Subtotal fertilizers</b>                   | <b>1,634</b>  | <b>212</b>   | <b>1,405</b>  | <b>5</b>     | <b>0</b>     | <b>12</b>  | ---       | ---      | ---      |
| 3110 nitrogenous fert.                        | 223           | 206          | ---           | 5            | ---          | 12         | ---       | ---      | ---      |
| 3120 phosphatic fert.                         | 0             | ---          | ---           | ---          | 0            | ---        | ---       | ---      | ---      |
| 3130 potassic fert.                           | 1,397         | ---          | 1,397         | ---          | ---          | ---        | ---       | ---      | ---      |
| 3190 fert. & mixes nec                        | 14            | 6            | 8             | 0            | 0            | ---        | ---       | ---      | ---      |

COLUMBIA AND LOWER WILLAMETTE RIVERS BELOW VANCOUVER, WA AND PORTLAND, OR  
Freight Traffic, 2002 - continued  
(thousand short tons)

| Commodity  | Total        | Foreign      |              |            |            | Canadian   |            |            |            |
|--|--------------|--------------|--------------|------------|------------|------------|------------|------------|------------|
|  |              | Inbound*     | Outbound*    | Through    |            | Inbound    | Outbound   | Through    |            |
|  |              |              |              | Upbound*   | Downbnd*   |            |            | Upbound    | Downbnd    |
| <b>Subtotal other chemicals and related products</b> | <b>3,596</b> | <b>339</b>   | <b>2,923</b> | <b>18</b>  | <b>130</b> | <b>186</b> | <b>---</b> | <b>0</b>   | <b>---</b> |
| 3212 benzene & toluene                               | 55           | 54           | ---          | 0          | ---        | ---        | ---        | ---        | ---        |
| 3219 other hydrocarbons                              | 0            | ---          | ---          | 0          | 0          | ---        | ---        | ---        | ---        |
| 3220 alcohols  | 83           | 82           | ---          | 1          | 1          | ---        | ---        | ---        | ---        |
| 3230 carboxylic acids                                | 5            | 0            | ---          | 0          | 5          | ---        | ---        | ---        | ---        |
| 3240 nitrogen func. comp.                            | 0            | ---          | ---          | ---        | 0          | ---        | ---        | ---        | ---        |
| 3250 organo - inorg. comp.                           | 0            | ---          | ---          | 0          | 0          | ---        | ---        | ---        | ---        |
| 3260 organic comp. nec                               | 4            | 0            | ---          | 1          | 3          | ---        | ---        | ---        | ---        |
| 3272 sulphuric acid                                  | 0            | ---          | ---          | ---        | 0          | ---        | ---        | ---        | ---        |
| 3273 ammonia   | 71           | 46           | ---          | ---        | 0          | 25         | ---        | ---        | ---        |
| 3274 sodium hydroxide                                | 174          | 149          | ---          | ---        | 0          | 24         | ---        | ---        | ---        |
| 3275 inorg. elem., oxides, & halogen salts           | 42           | 0            | 0            | 3          | 39         | ---        | ---        | ---        | ---        |
| 3276 metallic salts                                  | 2,593        | ---          | 2,534        | 2          | 58         | ---        | ---        | ---        | ---        |
| 3279 inorganic chem. nec                             | 3            | ---          | 2            | 1          | 0          | ---        | ---        | ---        | ---        |
| 3282 pigments & paints                               | 8            | 7            | 0            | 0          | 1          | ---        | ---        | ---        | ---        |
| 3283 coloring mat. nec                               | 0            | ---          | ---          | ---        | 0          | ---        | ---        | ---        | ---        |
| 3284 medicines                                       | 0            | ---          | ---          | 0          | 0          | ---        | ---        | ---        | ---        |
| 3285 perfumes & cleansers                            | 6            | 0            | 3            | 0          | 2          | ---        | ---        | ---        | ---        |
| 3286 plastics  | 25           | 0            | 0            | 7          | 18         | ---        | ---        | ---        | ---        |
| 3291 pesticides                                      | 0            | 0            | ---          | 0          | 0          | ---        | ---        | ---        | ---        |
| 3292 starches, gluten, glue                          | 510          | 0            | 384          | 1          | 1          | 124        | ---        | ---        | ---        |
| 3293 explosives                                      | 1            | ---          | ---          | 1          | ---        | ---        | ---        | ---        | ---        |
| 3297 chemical additives                              | 0            | 0            | ---          | 0          | 0          | ---        | ---        | ---        | ---        |
| 3298 wood & resin chem.                              | 12           | ---          | ---          | ---        | ---        | 12         | ---        | ---        | ---        |
| 3299 chem. products nec                              | 3            | ---          | 0            | 1          | 2          | ---        | ---        | 0          | ---        |
| <b>Total crude materials, inedible except fuels</b>  | <b>3,668</b> | <b>626</b>   | <b>2,154</b> | <b>137</b> | <b>235</b> | <b>516</b> | <b>---</b> | <b>---</b> | <b>0</b>   |
| <b>Subtotal forest products, wood and chips</b>      | <b>1,983</b> | <b>76</b>    | <b>1,593</b> | <b>130</b> | <b>97</b>  | <b>88</b>  | <b>---</b> | <b>---</b> | <b>---</b> |
| 4110 rubber & gums                                   | 0            | ---          | ---          | 0          | 0          | ---        | ---        | ---        | ---        |
| 4150 fuel wood                                       | 5            | ---          | 0            | ---        | 2          | 3          | ---        | ---        | ---        |
| 4161 wood chips                                      | 65           | ---          | ---          | ---        | 0          | 65         | ---        | ---        | ---        |
| 4170 wood in the rough                               | 1,641        | 34           | 1,568        | 15         | 4          | 19         | ---        | ---        | ---        |
| 4189 lumber  | 272          | 42           | 25           | 114        | 90         | 1          | ---        | ---        | ---        |
| 4190 forest products nec                             | 0            | ---          | ---          | 0          | 0          | ---        | ---        | ---        | ---        |
| <b>Subtotal pulp and waste paper</b>                 | <b>221</b>   | <b>40</b>    | <b>78</b>    | <b>0</b>   | <b>103</b> | <b>---</b> | <b>---</b> | <b>---</b> | <b>---</b> |
| 4225 pulp & waste paper                              | 221          | 40           | 78           | 0          | 103        | ---        | ---        | ---        | ---        |
| <b>Subtotal soil, sand, gravel, rock and stone</b>   | <b>868</b>   | <b>433</b>   | <b>0</b>     | <b>6</b>   | <b>1</b>   | <b>428</b> | <b>---</b> | <b>---</b> | <b>0</b>   |
| 4310 building stone                                  | 6            | 0            | ---          | 5          | 0          | ---        | ---        | ---        | 0          |
| 4322 limestone                                       | 428          | ---          | ---          | ---        | 0          | 428        | ---        | ---        | ---        |
| 4323 gypsum  | 433          | 433          | ---          | ---        | ---        | ---        | ---        | ---        | ---        |
| 4331 sand & gravel                                   | 1            | ---          | 0            | 0          | 1          | ---        | ---        | ---        | ---        |
| <b>Subtotal iron ore and scrap</b>                   | <b>272</b>   | <b>76</b>    | <b>191</b>   | <b>0</b>   | <b>4</b>   | <b>---</b> | <b>---</b> | <b>---</b> | <b>---</b> |
| 4410 iron ore  | 76           | 76           | ---          | 0          | ---        | ---        | ---        | ---        | ---        |
| 4420 iron & steel scrap                              | 195          | ---          | 191          | ---        | 4          | ---        | ---        | ---        | ---        |
| <b>Subtotal non-ferrous ores and scrap</b>           | <b>15</b>    | <b>0</b>     | <b>---</b>   | <b>0</b>   | <b>15</b>  | <b>---</b> | <b>---</b> | <b>---</b> | <b>---</b> |
| 4650 aluminum ore                                    | 0            | 0            | ---          | 0          | 0          | ---        | ---        | ---        | ---        |
| 4680 non-ferrous scrap                               | 15           | ---          | ---          | ---        | 15         | ---        | ---        | ---        | ---        |
| 4690 non-ferrous ores nec                            | 0            | ---          | ---          | 0          | 0          | ---        | ---        | ---        | ---        |
| <b>Subtotal sulphur, clay and salt</b>               | <b>289</b>   | <b>0</b>     | <b>286</b>   | <b>0</b>   | <b>3</b>   | <b>---</b> | <b>---</b> | <b>---</b> | <b>---</b> |
| 4741 sulphur, (dry)                                  | 0            | ---          | ---          | 0          | ---        | ---        | ---        | ---        | ---        |
| 4782 clay & refrac. mat.                             | 289          | 0            | 286          | 0          | 3          | ---        | ---        | ---        | ---        |
| <b>Subtotal slag</b>                                 | <b>0</b>     | <b>---</b>   | <b>0</b>     | <b>---</b> | <b>---</b> | <b>---</b> | <b>---</b> | <b>---</b> | <b>---</b> |
| 4860 slag  | 0            | ---          | 0            | ---        | ---        | ---        | ---        | ---        | ---        |
| <b>Subtotal other non-metal. min.</b>                | <b>19</b>    | <b>---</b>   | <b>7</b>     | <b>0</b>   | <b>12</b>  | <b>---</b> | <b>---</b> | <b>---</b> | <b>---</b> |
| 4900 non-metal. min. nec                             | 19           | ---          | 7            | 0          | 12         | ---        | ---        | ---        | ---        |
| <b>Total primary manufactured goods</b>              | <b>2,551</b> | <b>1,351</b> | <b>381</b>   | <b>493</b> | <b>323</b> | <b>1</b>   | <b>---</b> | <b>3</b>   | <b>0</b>   |
| <b>Subtotal paper products</b>                       | <b>560</b>   | <b>2</b>     | <b>332</b>   | <b>12</b>  | <b>214</b> | <b>---</b> | <b>---</b> | <b>---</b> | <b>---</b> |
| 5110 newsprint                                       | 332          | 2            | 330          | ---        | 0          | ---        | ---        | ---        | ---        |
| 5120 paper & paperboard                              | 201          | 0            | 2            | 9          | 191        | ---        | ---        | ---        | ---        |
| 5190 paper products nec                              | 26           | 0            | 0            | 3          | 24         | ---        | ---        | ---        | ---        |
| <b>Subtotal lime, cement and glass</b>               | <b>552</b>   | <b>481</b>   | <b>14</b>    | <b>20</b>  | <b>36</b>  | <b>---</b> | <b>---</b> | <b>1</b>   | <b>---</b> |
| 5220 cement & concrete                               | 481          | 481          | 0            | ---        | ---        | ---        | ---        | ---        | ---        |
| 5240 glass & glass prod.                             | 20           | 0            | 14           | 3          | 2          | ---        | ---        | 1          | ---        |
| 5290 misc. mineral prod.                             | 52           | 1            | 0            | 17         | 34         | ---        | ---        | 0          | ---        |
| <b>Subtotal primary iron and steel products</b>      | <b>1,151</b> | <b>725</b>   | <b>0</b>     | <b>424</b> | <b>2</b>   | <b>1</b>   | <b>---</b> | <b>0</b>   | <b>---</b> |
| 5312 pig iron  | 0            | ---          | ---          | 0          | ---        | ---        | ---        | 0          | ---        |
| 5315 ferro alloys                                    | 17           | 17           | ---          | 0          | ---        | ---        | ---        | ---        | ---        |
| 5320 i&s primary forms                               | 605          | 185          | ---          | 419        | 1          | 1          | ---        | ---        | ---        |
| 5330 i&s plates & sheets                             | 321          | 320          | ---          | 1          | 1          | ---        | ---        | ---        | ---        |
| 5360 i&s bars & shapes                               | 25           | 24           | 0            | 1          | 0          | ---        | ---        | ---        | ---        |
| 5370 i&s pipe & tube                                 | 63           | 62           | 0            | 1          | 0          | ---        | ---        | ---        | ---        |

COLUMBIA AND LOWER WILLAMETTE RIVERS BELOW VANCOUVER, WA AND PORTLAND, OR  
Freight Traffic, 2002 - continued  
(thousand short tons)

| Commodity   | Total            | Foreign        |                  |                |                | Canadian       |              |            |            |
|---|------------------|----------------|------------------|----------------|----------------|----------------|--------------|------------|------------|
|   |                  | Inbound*       | Outbound*        | Through        |                | Inbound        | Outbound     | Through    |            |
|   |                  |                |                  | Upbound*       | Downbnd*       |                |              | Upbound    | Downbnd    |
| 5390 primary i&s nec  | 120              | 118            | —                | 2              | 0              | —              | —            | 0          | —          |
| <b>Subtotal primary non-ferrous metal products</b>              | <b>196</b>       | <b>84</b>      | <b>35</b>        | <b>31</b>      | <b>44</b>      | <b>0</b>       | <b>—</b>     | <b>2</b>   | <b>0</b>   |
| 5421 copper   | 7                | —              | 6                | 0              | 0              | —              | —            | —          | —          |
| 5422 aluminum   | 13               | 10             | —                | 2              | 0              | 0              | —            | —          | —          |
| 5429 smelted prod. nec  | 64               | 0              | 27               | 2              | 35             | —              | —            | —          | —          |
| 5480 fab. metal products  | 111              | 73             | 1                | 26             | 8              | —              | —            | 2          | 0          |
| <b>Subtotal primary wood products</b>                           | <b>92</b>        | <b>58</b>      | <b>1</b>         | <b>7</b>       | <b>26</b>      | <b>—</b>       | <b>—</b>     | <b>—</b>   | <b>—</b>   |
| 5540 primary wood prod.   | 92               | 58             | 1                | 7              | 26             | —              | —            | —          | —          |
| <b>Total food and farm products</b>                             | <b>15,261</b>    | <b>30</b>      | <b>14,217</b>    | <b>51</b>      | <b>962</b>     | <b>—</b>       | <b>—</b>     | <b>0</b>   | <b>1</b>   |
| <b>Subtotal fish</b>  | <b>13</b>        | <b>0</b>       | <b>0</b>         | <b>2</b>       | <b>12</b>      | <b>—</b>       | <b>—</b>     | <b>—</b>   | <b>—</b>   |
| 6134 fish (not shellfish)                                       | 12               | 0              | 0                | 0              | 12             | —              | —            | —          | —          |
| 6136 shellfish  | 2                | —              | —                | 2              | 0              | —              | —            | —          | —          |
| <b>Subtotal grain</b>   | <b>12,083</b>    | <b>—</b>       | <b>12,065</b>    | <b>0</b>       | <b>18</b>      | <b>—</b>       | <b>—</b>     | <b>—</b>   | <b>—</b>   |
| 6241 wheat  | 10,131           | —              | 10,120           | 0              | 11             | —              | —            | —          | —          |
| 6344 corn   | 1,540            | —              | 1,534            | 0              | 6              | —              | —            | —          | —          |
| 6442 rice   | 0                | —              | —                | 0              | —              | —              | —            | —          | —          |
| 6443 barley & rye   | 395              | —              | 394              | 0              | 1              | —              | —            | —          | —          |
| 6445 oats   | 0                | —              | —                | —              | 0              | —              | —            | —          | —          |
| 6447 sorghum grains   | 17               | —              | 17               | —              | —              | —              | —            | —          | —          |
| <b>Subtotal oilseeds</b>  | <b>1,824</b>     | <b>29</b>      | <b>1,787</b>     | <b>0</b>       | <b>7</b>       | <b>—</b>       | <b>—</b>     | <b>—</b>   | <b>—</b>   |
| 6522 soybeans   | 1,432            | —              | 1,426            | 0              | 7              | —              | —            | —          | —          |
| 6590 oilseeds nec   | 392              | 29             | 362              | 0              | 1              | —              | —            | —          | —          |
| <b>Subtotal vegetable products</b>                              | <b>235</b>       | <b>0</b>       | <b>5</b>         | <b>7</b>       | <b>223</b>     | <b>—</b>       | <b>—</b>     | <b>0</b>   | <b>0</b>   |
| 6653 vegetable oils   | 2                | 0              | —                | 2              | 0              | —              | —            | —          | 0          |
| 6654 vegetables & prod.   | 233              | 0              | 5                | 5              | 222            | —              | —            | 0          | 0          |
| <b>Subtotal processed grain and animal feed</b>                 | <b>944</b>       | <b>—</b>       | <b>351</b>       | <b>9</b>       | <b>584</b>     | <b>—</b>       | <b>—</b>     | <b>—</b>   | <b>—</b>   |
| 6746 wheat flour  | 4                | —              | 0                | —              | 4              | —              | —            | —          | —          |
| 6747 grain mill products  | 22               | —              | —                | 0              | 22             | —              | —            | —          | —          |
| 6781 hay & fodder   | 534              | —              | 17               | 2              | 514            | —              | —            | —          | —          |
| 6782 animal feed, prep.   | 383              | —              | 334              | 6              | 44             | —              | —            | —          | —          |
| <b>Subtotal other agricultural products</b>                     | <b>161</b>       | <b>1</b>       | <b>8</b>         | <b>32</b>      | <b>118</b>     | <b>—</b>       | <b>—</b>     | <b>0</b>   | <b>1</b>   |
| 6811 meat, fresh, frozen  | 13               | —              | —                | 1              | 11             | —              | —            | —          | —          |
| 6817 meat, prepared   | 18               | —              | —                | —              | 18             | —              | —            | —          | —          |
| 6822 dairy products   | 23               | 0              | —                | 0              | 23             | —              | —            | —          | —          |
| 6835 fish, prepared   | 2                | 0              | —                | 1              | 0              | —              | —            | —          | 0          |
| 6839 animals & prod. nec  | 8                | —              | —                | 0              | 8              | —              | —            | —          | —          |
| 6856 bananas & plantains  | 0                | 0              | —                | —              | —              | —              | —            | —          | —          |
| 6857 fruit & nuts nec   | 17               | 0              | 0                | 0              | 17             | —              | —            | —          | —          |
| 6858 fruit juices   | 10               | 0              | —                | 4              | 6              | —              | —            | —          | 0          |
| 6861 sugar  | 0                | —              | —                | —              | 0              | —              | —            | —          | —          |
| 6871 coffee   | 3                | —              | —                | 3              | —              | —              | —            | —          | —          |
| 6885 alcoholic beverages  | 18               | 0              | 0                | 15             | 2              | —              | —            | —          | 0          |
| 6888 water & ice  | 5                | 0              | —                | 4              | —              | —              | —            | —          | 0          |
| 6889 food products nec  | 18               | 0              | 4                | 2              | 11             | —              | —            | 0          | 0          |
| 6891 tobacco & products   | 0                | 0              | —                | 0              | 0              | —              | —            | —          | —          |
| 6893 cotton   | 1                | —              | —                | 0              | 1              | —              | —            | —          | —          |
| 6894 natural fibers nec   | 5                | —              | 4                | 0              | 0              | —              | —            | —          | —          |
| 6899 farm products nec  | 22               | 0              | 0                | 2              | 21             | —              | —            | —          | —          |
| <b>Total all manufactured equipment, machinery and products</b> | <b>954</b>       | <b>383</b>     | <b>9</b>         | <b>480</b>     | <b>80</b>      | <b>0</b>       | <b>—</b>     | <b>1</b>   | <b>0</b>   |
| 7110 machinery (not elec)                                       | 36               | 18             | 1                | 9              | 8              | —              | —            | 0          | —          |
| 7120 electrical machinery                                       | 21               | 3              | 3                | 13             | 2              | 0              | —            | —          | —          |
| 7210 vehicles & parts   | 779              | 354            | 0                | 375            | 49             | —              | —            | 1          | —          |
| 7220 aircraft & parts   | 0                | 0              | —                | 0              | 0              | —              | —            | —          | —          |
| 7230 ships & boats  | 0                | 0              | 0                | 0              | 0              | —              | —            | —          | —          |
| 7400 manufac. wood prod.  | 17               | 2              | 4                | 7              | 4              | —              | —            | 0          | —          |
| 7500 textile products   | 14               | 0              | 1                | 7              | 5              | —              | —            | 0          | —          |
| 7600 rubber & plastic pr.                                       | 29               | 3              | 0                | 23             | 4              | 0              | —            | —          | —          |
| 7900 manufac. prod. nec   | 58               | 2              | 0                | 48             | 8              | —              | —            | 0          | 0          |
| <b>Total unknown or not elsewhere classified</b>                | <b>54</b>        | <b>1</b>       | <b>8</b>         | <b>28</b>      | <b>18</b>      | <b>—</b>       | <b>0</b>     | <b>0</b>   | <b>0</b>   |
| 9900 unknown or nec   | 54               | 1              | 8                | 28             | 18             | —              | 0            | 0          | 0          |
| <b>Ton-miles Foreign &amp; Canadian (x1000)</b>                 | <b>2,778,286</b> | <b>343,190</b> | <b>2,024,463</b> | <b>123,585</b> | <b>183,009</b> | <b>102,344</b> | <b>1,111</b> | <b>446</b> | <b>136</b> |

COLUMBIA AND LOWER WILLAMETTE RIVERS BELOW VANCOUVER, WA AND PORTLAND, OR  
Freight Traffic, 2002 - continued  
(thousand short tons)

| Commodity   | Total          | Coastwise      |               |              |              |
|---|----------------|----------------|---------------|--------------|--------------|
|   |                | Receipts       | Shipments     | Through      |              |
|   |                |                |               | Upbound      | Downbnd      |
| <b>Total, all commodities</b>                                   | <b>4,976</b>   | <b>4,263</b>   | <b>583</b>    | <b>97</b>    | <b>32</b>    |
| <b>Total petroleum and petroleum products</b>                   | <b>3,729</b>   | <b>3,524</b>   | <b>205</b>    | ---          | ---          |
| <b>Subtotal crude petroleum</b>                                 | <b>6</b>       | <b>6</b>       | ---           | ---          | ---          |
| 2100 crude petroleum  | 6              | 6              | ---           | ---          | ---          |
| <b>Subtotal petroleum products</b>                              | <b>3,723</b>   | <b>3,518</b>   | <b>205</b>    | ---          | ---          |
| 2211 gasoline   | 2,269          | 2,236          | 33            | ---          | ---          |
| 2330 distillate fuel oil  | 799            | 751            | 48            | ---          | ---          |
| 2340 residual fuel oil  | 427            | 380            | 47            | ---          | ---          |
| 2350 lube oil & greases   | 144            | 144            | ---           | ---          | ---          |
| 2429 naphtha & solvents   | 11             | ---            | 11            | ---          | ---          |
| 2430 asphalt, tar & pitch                                       | 66             | ---            | 66            | ---          | ---          |
| 2540 petroleum coke   | 7              | 7              | ---           | ---          | ---          |
| <b>Total chemicals and related products</b>                     | <b>205</b>     | <b>174</b>     | <b>19</b>     | ---          | <b>12</b>    |
| <b>Subtotal fertilizers</b>                                     | <b>120</b>     | <b>111</b>     | ---           | ---          | <b>9</b>     |
| 3110 nitrogenous fert.  | 120            | 111            | ---           | ---          | 9            |
| <b>Subtotal other chemicals and related products</b>            | <b>85</b>      | <b>63</b>      | <b>19</b>     | ---          | <b>3</b>     |
| 3212 benzene & toluene  | 51             | 39             | 12            | ---          | ---          |
| 3220 alcohols   | 8              | 5              | 3             | ---          | ---          |
| 3274 sodium hydroxide   | 15             | 12             | 3             | ---          | ---          |
| 3276 metallic salts   | 3              | ---            | ---           | ---          | 3            |
| 3286 plastics   | 1              | ---            | 1             | ---          | ---          |
| 3297 chemical additives   | 6              | 6              | ---           | ---          | ---          |
| <b>Total crude materials, inedible except fuels</b>             | <b>988</b>     | <b>565</b>     | <b>306</b>    | <b>96</b>    | <b>21</b>    |
| <b>Subtotal forest products, wood and chips</b>                 | <b>967</b>     | <b>565</b>     | <b>306</b>    | <b>96</b>    | ---          |
| 4161 wood chips   | 571            | 565            | ---           | 6            | ---          |
| 4170 wood in the rough  | 92             | ---            | 2             | 90           | ---          |
| 4189 lumber   | 304            | ---            | 304           | ---          | ---          |
| <b>Subtotal soil, sand, gravel, rock and stone</b>              | <b>21</b>      | ---            | ---           | ---          | <b>21</b>    |
| 4331 sand & gravel  | 21             | ---            | ---           | ---          | 21           |
| <b>Subtotal other non-metal. min.</b>                           | <b>0</b>       | ---            | <b>0</b>      | ---          | ---          |
| 4900 non-metal. min. nec  | 0              | ---            | 0             | ---          | ---          |
| <b>Total primary manufactured goods</b>                         | <b>52</b>      | ---            | <b>52</b>     | ---          | ---          |
| <b>Subtotal paper products</b>                                  | <b>24</b>      | ---            | <b>24</b>     | ---          | ---          |
| 5190 paper products nec   | 24             | ---            | 24            | ---          | ---          |
| <b>Subtotal lime, cement and glass</b>                          | <b>1</b>       | ---            | <b>1</b>      | ---          | ---          |
| 5220 cement & concrete  | 1              | ---            | 1             | ---          | ---          |
| <b>Subtotal primary iron and steel products</b>                 | <b>14</b>      | ---            | <b>14</b>     | ---          | ---          |
| 5360 i&s bars & shapes  | 14             | ---            | 14            | ---          | ---          |
| <b>Subtotal primary non-ferrous metal products</b>              | <b>1</b>       | ---            | <b>1</b>      | ---          | ---          |
| 5480 fab. metal products  | 1              | ---            | 1             | ---          | ---          |
| <b>Subtotal primary wood products</b>                           | <b>12</b>      | ---            | <b>12</b>     | ---          | ---          |
| 5540 primary wood prod.   | 12             | ---            | 12            | ---          | ---          |
| <b>Total food and farm products</b>                             | <b>0</b>       | <b>0</b>       | <b>0</b>      | ---          | ---          |
| <b>Subtotal processed grain and animal feed</b>                 | <b>0</b>       | <b>0</b>       | ---           | ---          | ---          |
| 6782 animal feed, prep.   | 0              | 0              | ---           | ---          | ---          |
| <b>Subtotal other agricultural products</b>                     | <b>0</b>       | ---            | <b>0</b>      | ---          | ---          |
| 6858 fruit juices   | 0              | ---            | 0             | ---          | ---          |
| <b>Total all manufactured equipment, machinery and products</b> | <b>2</b>       | <b>0</b>       | <b>1</b>      | <b>1</b>     | ---          |
| 7110 machinery (not elec)                                       | 2              | 0              | 0             | 1            | ---          |
| 7210 vehicles & parts   | 0              | ---            | 0             | ---          | ---          |
| 7230 ships & boats  | 0              | ---            | 0             | ---          | ---          |
| 7900 manufac. prod. nec   | 0              | ---            | 0             | ---          | ---          |
| <b>Total unknown or not elsewhere classified</b>                | <b>0</b>       | <b>0</b>       | ---           | ---          | ---          |
| 9900 unknown or nec   | 0              | 0              | ---           | ---          | ---          |
| <b>Ton-miles (x1000)</b>  | <b>479,598</b> | <b>418,689</b> | <b>50,597</b> | <b>7,394</b> | <b>2,918</b> |
| <b>Coastwise</b>  |                |                |               |              |              |

| Commodity                                     | Total         | Internal     |              |            |              |              |            |              |            |
|---|---------------|--------------|--------------|------------|--------------|--------------|------------|--------------|------------|
|   |               | Inbound      |              | Outbound   |              | Through      |            | Intra        |            |
|   |               | Upbound      | Downbnd      | Upbound    | Downbnd      | Upbound      | Downbnd    | Upbound      | Downbnd    |
| <b>Total, all commodities</b>                 | <b>10,961</b> | <b>2,975</b> | <b>2,460</b> | <b>605</b> | <b>2,006</b> | <b>1,055</b> | <b>313</b> | <b>1,014</b> | <b>533</b> |
| <b>Total petroleum and petroleum products</b> | <b>2,580</b>  | <b>1</b>     | ---          | <b>149</b> | <b>1,930</b> | ---          | ---        | <b>407</b>   | <b>93</b>  |
| <b>Subtotal petroleum products</b>            | <b>2,580</b>  | <b>1</b>     | ---          | <b>149</b> | <b>1,930</b> | ---          | ---        | <b>407</b>   | <b>93</b>  |
| 2211 gasoline                                 | 1,184         | 1            | ---          | 12         | 1,089        | ---          | ---        | 82           | ---        |
| 2330 distillate fuel oil                      | 68            | ---          | ---          | ---        | 8            | ---          | ---        | 55           | 5          |
| 2340 residual fuel oil                        | 1,326         | 0            | ---          | 137        | 833          | ---          | ---        | 270          | 87         |
| 2350 lube oil & greases                       | 1             | ---          | ---          | ---        | ---          | ---          | ---        | 1            | 0          |

COLUMBIA AND LOWER WILLAMETTE RIVERS BELOW VANCOUVER, WA AND PORTLAND, OR  
Freight Traffic, 2002 - continued  
(thousand short tons)

| Commodity   | Total          | Internal      |                  |              |               |               |            |               |              |
|---|----------------|---------------|------------------|--------------|---------------|---------------|------------|---------------|--------------|
|   |                | Inbound       |                  | Outbound     |               | Through       |            | Intra         |              |
|   |                | Upbound       | Downbnd          | Upbound      | Downbnd       | Upbound       | Downbnd    | Upbound       | Downbnd      |
| <b>Total chemicals and related products</b>                     | <b>128</b>     | ---           | 9                | 70           | 10            | ---           | ---        | 34            | 6            |
| <b>Subtotal fertilizers</b>                                     | <b>98</b>      | ---           | 9                | 70           | 3             | ---           | ---        | 14            | 2            |
| 3110 nitrogenous fert.  | 96             | ---           | 7                | 70           | 3             | ---           | ---        | 14            | 2            |
| 3190 fert. & mixes nec  | 2              | ---           | 2                | ---          | ---           | ---           | ---        | ---           | ---          |
| <b>Subtotal other chemicals and related products</b>            | <b>31</b>      | ---           | ---              | ---          | 7             | ---           | ---        | 20            | 4            |
| 3220 alcohols   | 17             | ---           | ---              | ---          | ---           | ---           | ---        | 17            | ---          |
| 3273 ammonia  | 7              | ---           | ---              | ---          | 7             | ---           | ---        | ---           | ---          |
| 3274 sodium hydroxide   | 7              | ---           | ---              | ---          | ---           | ---           | ---        | 3             | 4            |
| <b>Total crude materials, inedible except fuels</b>             | <b>4,348</b>   | <b>1,131</b>  | <b>902</b>       | <b>191</b>   | <b>59</b>     | <b>1,049</b>  | <b>18</b>  | <b>564</b>    | <b>435</b>   |
| <b>Subtotal forest products, wood and chips</b>                 | <b>610</b>     | <b>45</b>     | <b>339</b>       | <b>43</b>    | ---           | <b>6</b>      | <b>18</b>  | <b>136</b>    | <b>23</b>    |
| 4161 wood chips   | 365            | 45            | 241              | 9            | ---           | 4             | ---        | 67            | ---          |
| 4170 wood in the rough  | 244            | ---           | 98               | 35           | ---           | 2             | 18         | 67            | 23           |
| 4189 lumber   | 1              | ---           | ---              | ---          | ---           | ---           | ---        | 1             | ---          |
| <b>Subtotal pulp and waste paper</b>                            | <b>7</b>       | ---           | <b>7</b>         | ---          | ---           | ---           | ---        | ---           | ---          |
| 4225 pulp & waste paper   | 7              | ---           | 7                | ---          | ---           | ---           | ---        | ---           | ---          |
| <b>Subtotal soil, sand, gravel, rock and stone</b>              | <b>3,699</b>   | <b>1,054</b>  | <b>557</b>       | <b>147</b>   | <b>59</b>     | <b>1,043</b>  | ---        | <b>429</b>    | <b>411</b>   |
| 4331 sand & gravel  | 3,699          | 1,054         | 557              | 147          | 59            | 1,043         | ---        | 429           | 411          |
| <b>Subtotal iron ore and scrap</b>                              | <b>33</b>      | <b>33</b>     | ---              | ---          | ---           | ---           | ---        | ---           | ---          |
| 4420 iron & steel scrap   | 33             | 33            | ---              | ---          | ---           | ---           | ---        | ---           | ---          |
| <b>Total primary manufactured goods</b>                         | <b>8</b>       | ---           | ---              | ---          | ---           | <b>0</b>      | <b>5</b>   | <b>3</b>      | ---          |
| <b>Subtotal paper products</b>                                  | <b>7</b>       | ---           | ---              | ---          | ---           | <b>0</b>      | <b>5</b>   | <b>2</b>      | ---          |
| 5190 paper products nec   | 7              | ---           | ---              | ---          | ---           | 0             | 5          | 2             | ---          |
| <b>Subtotal primary iron and steel products</b>                 | <b>0</b>       | ---           | ---              | ---          | ---           | ---           | ---        | <b>0</b>      | ---          |
| 5360 i&s bars & shapes  | 0              | ---           | ---              | ---          | ---           | ---           | ---        | 0             | ---          |
| <b>Subtotal primary wood products</b>                           | <b>0</b>       | ---           | ---              | ---          | ---           | ---           | ---        | <b>0</b>      | ---          |
| 5540 primary wood prod.   | 0              | ---           | ---              | ---          | ---           | ---           | ---        | 0             | ---          |
| <b>Total food and farm products</b>                             | <b>3,479</b>   | <b>1,836</b>  | <b>1,514</b>     | ---          | <b>4</b>      | ---           | <b>119</b> | <b>6</b>      | ---          |
| <b>Subtotal grain</b>   | <b>3,350</b>   | <b>1,836</b>  | <b>1,508</b>     | ---          | ---           | ---           | ---        | <b>6</b>      | ---          |
| 6241 wheat  | 3,196          | 1,733         | 1,457            | ---          | ---           | ---           | ---        | 6             | ---          |
| 6443 barley & rye   | 154            | 103           | 51               | ---          | ---           | ---           | ---        | ---           | ---          |
| <b>Subtotal vegetable products</b>                              | <b>11</b>      | ---           | ---              | ---          | ---           | ---           | <b>11</b>  | ---           | ---          |
| 6654 vegetables & prod.   | 11             | ---           | ---              | ---          | ---           | ---           | 11         | ---           | ---          |
| <b>Subtotal processed grain and animal feed</b>                 | <b>34</b>      | ---           | ---              | ---          | ---           | ---           | <b>34</b>  | ---           | ---          |
| 6781 hay & fodder   | 34             | ---           | ---              | ---          | ---           | ---           | 34         | ---           | ---          |
| <b>Subtotal other agricultural products</b>                     | <b>85</b>      | ---           | <b>6</b>         | ---          | <b>4</b>      | ---           | <b>74</b>  | ---           | ---          |
| 6822 dairy products   | 6              | ---           | ---              | ---          | ---           | ---           | 6          | ---           | ---          |
| 6887 groceries  | 76             | ---           | 6                | ---          | 4             | ---           | 66         | ---           | ---          |
| 6889 food products nec  | 2              | ---           | ---              | ---          | ---           | ---           | 2          | ---           | ---          |
| <b>Total all manufactured equipment, machinery and products</b> | <b>223</b>     | <b>8</b>      | <b>35</b>        | ---          | <b>3</b>      | <b>6</b>      | <b>170</b> | <b>0</b>      | ---          |
| 7110 machinery (not elec)                                       | 0              | ---           | ---              | ---          | ---           | ---           | ---        | 0             | ---          |
| 7900 manufac. prod. nec   | 222            | 8             | 35               | ---          | 3             | 6             | 170        | ---           | ---          |
| <b>Total waste and scrap nec</b>                                | <b>195</b>     | ---           | ---              | <b>195</b>   | ---           | ---           | ---        | ---           | ---          |
| 8900 waste and scrap nec  | 195            | ---           | ---              | 195          | ---           | ---           | ---        | ---           | ---          |
| <b>Ton-miles Internal (x1000)</b>                               | <b>148,038</b> | <b>45,518</b> | <b>36,714</b>    | <b>5,664</b> | <b>23,959</b> | <b>18,074</b> | <b>350</b> | <b>11,400</b> | <b>6,360</b> |
| <b>Tons All Traffic (x1000)</b>                                 |                |               | <b>45,458</b>    |              |               |               |            |               |              |
| <b>Ton-miles All Traffic (x1000)</b>                            |                |               | <b>3,405,922</b> |              |               |               |            |               |              |
| <b>Total Trip-ton-miles Internal and Intraport (x1000)</b>      |                |               | <b>1,824,060</b> |              |               |               |            |               |              |

\*Includes 17,355 tons of foreign inbound in-transits; Includes 324,463 tons of foreign outbound in-transits;  
Includes 8,950 tons of foreign upbound through in-transits; Includes 33,376 tons of foreign downbound through in-transits.

PORTS OTHER THAN PORTLAND, ASTORIA, ST. HELENS, LONGVIEW, VANCOUVER AND KALAMA

Section Included: (Included in statistics for Columbia and Lower Willamette Rivers below Vancouver, WA, and Portland, OR) Ports included: Bradwood, Wauna, Beaver Point, Rainier and Prescott, OR and Knappton, WA. Controlling Depth: 38 feet. Project Depth: 40 feet at low water in main channel.

Comparative Statement of Traffic (thousand short tons)

| Year | Total | Year | Total | Year | Total | Year        | Total      |
|------|-------|------|-------|------|-------|-------------|------------|
| 1993 | 945   | 1996 | 882   | 1999 | 332   | <b>2002</b> | <b>372</b> |
| 1994 | 901   | 1997 | 955   | 2000 | 364   |             |            |
| 1995 | 1,003 | 1998 | 477   | 2001 | 450   |             |            |

Freight Traffic, 2002 (thousand short tons)

| Commodity   | Grand Total | Canadian   |            | Domestic           |                   |
|---|-------------|------------|------------|--------------------|-------------------|
|   |             | Inbound    | Total      | Coastwise Receipts | Internal Receipts |
| <b>Total, all commodities</b>                       | <b>372</b>  | <b>3</b>   | <b>369</b> | <b>257</b>         | <b>112</b>        |
| <b>Total petroleum and petroleum products</b>       | <b>3</b>    | <b>---</b> | <b>3</b>   | <b>---</b>         | <b>3</b>          |
| <b>Subtotal petroleum products</b>                  | <b>3</b>    | <b>---</b> | <b>3</b>   | <b>---</b>         | <b>3</b>          |
| 2330 distillate fuel oil                            | 0           | ---        | 0          | ---                | 0                 |
| 2340 residual fuel oil                              | 2           | ---        | 2          | ---                | 2                 |
| <b>Total chemicals and related products</b>         | <b>5</b>    | <b>---</b> | <b>5</b>   | <b>---</b>         | <b>5</b>          |
| <b>Subtotal fertilizers</b>                         | <b>5</b>    | <b>---</b> | <b>5</b>   | <b>---</b>         | <b>5</b>          |
| 3110 nitrogenous fert.                              | 3           | ---        | 3          | ---                | 3                 |
| 3190 fert. & mixes nec                              | 2           | ---        | 2          | ---                | 2                 |
| <b>Total crude materials, inedible except fuels</b> | <b>361</b>  | <b>3</b>   | <b>358</b> | <b>257</b>         | <b>101</b>        |
| <b>Subtotal forest products, wood and chips</b>     | <b>350</b>  | <b>3</b>   | <b>348</b> | <b>257</b>         | <b>90</b>         |
| 4150 fuel wood                                      | 3           | 3          | ---        | ---                | ---               |
| 4161 wood chips                                     | 348         | ---        | 348        | 257                | 90                |
| <b>Subtotal soil, sand, gravel, rock and stone</b>  | <b>11</b>   | <b>---</b> | <b>11</b>  | <b>---</b>         | <b>11</b>         |
| 4331 sand & gravel                                  | 11          | ---        | 11         | ---                | 11                |
| <b>Total food and farm products</b>                 | <b>4</b>    | <b>---</b> | <b>4</b>   | <b>---</b>         | <b>4</b>          |
| <b>Subtotal grain</b>                               | <b>4</b>    | <b>---</b> | <b>4</b>   | <b>---</b>         | <b>4</b>          |
| 6241 wheat  | 4           | ---        | 4          | ---                | 4                 |

PORT OF LONGVIEW, WA

Section Included: (Included in statistics for Columbia and Lower Willamette Rivers below Vancouver, WA, and Portland, OR) Controlling Depth: 39 feet in channel and 39 feet in turning basin. Project Depth: 40 foot channel in Columbia River and 6,000 foot turning basin at low water.

Comparative Statement of Traffic (thousand short tons)

| Year | Total | Year | Total | Year | Total | Year        | Total        |
|------|-------|------|-------|------|-------|-------------|--------------|
| 1993 | 5,476 | 1996 | 5,163 | 1999 | 3,984 | <b>2002</b> | <b>4,706</b> |
| 1994 | 6,442 | 1997 | 5,540 | 2000 | 4,113 |             |              |
| 1995 | 6,167 | 1998 | 4,279 | 2001 | 3,589 |             |              |

Freight Traffic, 2002 (thousand short tons)

| Commodity  | Total        | Foreign    |              | Canadian   |            |
|--|--------------|------------|--------------|------------|------------|
|  |              | Inbound*   | Outbound*    | Inbound    | Outbound   |
| <b>Total, all commodities</b>                        | <b>3,878</b> | <b>530</b> | <b>3,273</b> | <b>57</b>  | <b>18</b>  |
| <b>Total coal</b>                                    | <b>7</b>     | <b>7</b>   | <b>---</b>   | <b>---</b> | <b>---</b> |
| 1100 coal lignite                                    | 7            | 7          | ---          | ---        | ---        |
| <b>Total petroleum and petroleum products</b>        | <b>836</b>   | <b>9</b>   | <b>810</b>   | <b>---</b> | <b>18</b>  |
| <b>Subtotal petroleum products</b>                   | <b>836</b>   | <b>9</b>   | <b>810</b>   | <b>---</b> | <b>18</b>  |
| 2430 asphalt, tar & pitch                            | 9            | 9          | ---          | ---        | ---        |
| 2540 petroleum coke                                  | 827          | ---        | 810          | ---        | 18         |
| <b>Total chemicals and related products</b>          | <b>107</b>   | <b>38</b>  | <b>52</b>    | <b>17</b>  | <b>---</b> |
| <b>Subtotal fertilizers</b>                          | <b>33</b>    | <b>---</b> | <b>33</b>    | <b>---</b> | <b>---</b> |
| 3130 potassic fert.                                  | 33           | ---        | 33           | ---        | ---        |
| <b>Subtotal other chemicals and related products</b> | <b>75</b>    | <b>38</b>  | <b>19</b>    | <b>17</b>  | <b>---</b> |
| 3274 sodium hydroxide                                | 55           | 38         | ---          | 17         | ---        |
| 3276 metallic salts                                  | 16           | ---        | 16           | ---        | ---        |
| 3285 perfumes & cleansers                            | 3            | ---        | 3            | ---        | ---        |
| <b>Total crude materials, inedible except fuels</b>  | <b>2,158</b> | <b>433</b> | <b>1,686</b> | <b>39</b>  | <b>---</b> |
| <b>Subtotal forest products, wood and chips</b>      | <b>1,623</b> | <b>---</b> | <b>1,584</b> | <b>39</b>  | <b>---</b> |
| 4161 wood chips                                      | 32           | ---        | ---          | 32         | ---        |
| 4170 wood in the rough                               | 1,573        | ---        | 1,566        | 6          | ---        |
| 4189 lumber  | 19           | ---        | 18           | 1          | ---        |
| <b>Subtotal pulp and waste paper</b>                 | <b>12</b>    | <b>---</b> | <b>12</b>    | <b>---</b> | <b>---</b> |
| 4225 pulp & waste paper                              | 12           | ---        | 12           | ---        | ---        |
| <b>Subtotal soil, sand, gravel, rock and stone</b>   | <b>433</b>   | <b>433</b> | <b>---</b>   | <b>---</b> | <b>---</b> |
| 4323 gypsum  | 433          | 433        | ---          | ---        | ---        |
| <b>Subtotal sulphur, clay and salt</b>               | <b>83</b>    | <b>---</b> | <b>83</b>    | <b>---</b> | <b>---</b> |
| 4782 clay & refrac. mat.                             | 83           | ---        | 83           | ---        | ---        |

PORT OF LONGVIEW, WA  
Freight Traffic, 2002 - continued  
(thousand short tons)

| Commodity   | Total      | Foreign    |            | Canadian   |            |
|---|------------|------------|------------|------------|------------|
|   |            | Inbound*   | Outbound*  | Inbound    | Outbound   |
| <b>Subtotal other non-metal. min.</b>                           | <b>7</b>   | <b>---</b> | <b>7</b>   | <b>---</b> | <b>---</b> |
| 4900 non-metal. min. nec  | 7          | ---        | 7          | ---        | ---        |
| <b>Total primary manufactured goods</b>                         | <b>343</b> | <b>11</b>  | <b>332</b> | <b>1</b>   | <b>---</b> |
| <b>Subtotal paper products</b>                                  | <b>333</b> | <b>2</b>   | <b>332</b> | <b>---</b> | <b>---</b> |
| 5110 newsprint  | 332        | 2          | 330        | ---        | ---        |
| 5120 paper & paperboard   | 2          | ---        | 2          | ---        | ---        |
| <b>Subtotal primary iron and steel products</b>                 | <b>7</b>   | <b>7</b>   | <b>---</b> | <b>1</b>   | <b>---</b> |
| 5320 i&s primary forms  | 1          | ---        | ---        | 1          | ---        |
| 5330 i&s plates & sheets  | 0          | 0          | ---        | ---        | ---        |
| 5370 i&s pipe & tube  | 6          | 6          | ---        | ---        | ---        |
| <b>Subtotal primary non-ferrous metal products</b>              | <b>2</b>   | <b>2</b>   | <b>---</b> | <b>0</b>   | <b>---</b> |
| 5422 aluminum   | 2          | 2          | ---        | 0          | ---        |
| 5480 fab. metal products  | 0          | 0          | ---        | ---        | ---        |
| <b>Subtotal primary wood products</b>                           | <b>1</b>   | <b>0</b>   | <b>0</b>   | <b>---</b> | <b>---</b> |
| 5540 primary wood prod.   | 1          | 0          | 0          | ---        | ---        |
| <b>Total food and farm products</b>                             | <b>422</b> | <b>29</b>  | <b>393</b> | <b>---</b> | <b>---</b> |
| <b>Subtotal grain</b>   | <b>105</b> | <b>---</b> | <b>105</b> | <b>---</b> | <b>---</b> |
| 6241 wheat  | 46         | ---        | 46         | ---        | ---        |
| 6344 corn   | 28         | ---        | 28         | ---        | ---        |
| 6443 barley & rye   | 31         | ---        | 31         | ---        | ---        |
| <b>Subtotal oilseeds</b>  | <b>279</b> | <b>29</b>  | <b>250</b> | <b>---</b> | <b>---</b> |
| 6522 soybeans   | 6          | ---        | 6          | ---        | ---        |
| 6590 oilseeds nec   | 273        | 29         | 244        | ---        | ---        |
| <b>Subtotal processed grain and animal feed</b>                 | <b>38</b>  | <b>---</b> | <b>38</b>  | <b>---</b> | <b>---</b> |
| 6781 hay & fodder   | 10         | ---        | 10         | ---        | ---        |
| 6782 animal feed, prep.   | 28         | ---        | 28         | ---        | ---        |
| <b>Total all manufactured equipment, machinery and products</b> | <b>3</b>   | <b>3</b>   | <b>0</b>   | <b>---</b> | <b>---</b> |
| 7110 machinery (not elec)                                       | 3          | 3          | 0          | ---        | ---        |
| 7400 manufac. wood prod.  | 0          | ---        | 0          | ---        | ---        |
| 7600 rubber & plastic pr.                                       | 0          | 0          | 0          | ---        | ---        |
| <b>Total unknown or not elsewhere classified</b>                | <b>1</b>   | <b>---</b> | <b>1</b>   | <b>---</b> | <b>0</b>   |
| 9900 unknown or nec   | 1          | ---        | 1          | ---        | 0          |

| Commodity   | Total      | Domestic   |            |            |            |
|---|------------|------------|------------|------------|------------|
|   |            | Coastwise  |            | Internal   |            |
|   |            | Receipts   | Shipments  | Receipts   | Shipments  |
| <b>Total, all commodities</b>                                   | <b>828</b> | <b>286</b> | <b>164</b> | <b>371</b> | <b>7</b>   |
| <b>Total petroleum and petroleum products</b>                   | <b>49</b>  | <b>---</b> | <b>---</b> | <b>49</b>  | <b>0</b>   |
| <b>Subtotal petroleum products</b>                              | <b>49</b>  | <b>---</b> | <b>---</b> | <b>49</b>  | <b>0</b>   |
| 2330 distillate fuel oil  | 0          | ---        | ---        | 0          | ---        |
| 2340 residual fuel oil  | 48         | ---        | ---        | 48         | ---        |
| 2350 lube oil & greases   | 0          | ---        | ---        | 0          | 0          |
| <b>Total chemicals and related products</b>                     | <b>16</b>  | <b>12</b>  | <b>0</b>   | <b>4</b>   | <b>---</b> |
| <b>Subtotal other chemicals and related products</b>            | <b>16</b>  | <b>12</b>  | <b>0</b>   | <b>4</b>   | <b>---</b> |
| 3274 sodium hydroxide   | 16         | 12         | ---        | 4          | ---        |
| 3286 plastics   | 0          | ---        | 0          | ---        | ---        |
| <b>Total crude materials, inedible except fuels</b>             | <b>730</b> | <b>273</b> | <b>133</b> | <b>318</b> | <b>5</b>   |
| <b>Subtotal forest products, wood and chips</b>                 | <b>728</b> | <b>273</b> | <b>133</b> | <b>318</b> | <b>3</b>   |
| 4161 wood chips   | 531        | 273        | ---        | 258        | ---        |
| 4170 wood in the rough  | 63         | ---        | 0          | 61         | 2          |
| 4189 lumber   | 134        | ---        | 133        | ---        | 1          |
| <b>Subtotal soil, sand, gravel, rock and stone</b>              | <b>2</b>   | <b>---</b> | <b>---</b> | <b>---</b> | <b>2</b>   |
| 4331 sand & gravel  | 2          | ---        | ---        | ---        | 2          |
| <b>Total primary manufactured goods</b>                         | <b>33</b>  | <b>---</b> | <b>31</b>  | <b>---</b> | <b>2</b>   |
| <b>Subtotal paper products</b>                                  | <b>26</b>  | <b>---</b> | <b>24</b>  | <b>---</b> | <b>2</b>   |
| 5190 paper products nec   | 26         | ---        | 24         | ---        | 2          |
| <b>Subtotal primary iron and steel products</b>                 | <b>1</b>   | <b>---</b> | <b>1</b>   | <b>---</b> | <b>---</b> |
| 5360 i&s bars & shapes  | 1          | ---        | 1          | ---        | ---        |
| <b>Subtotal primary wood products</b>                           | <b>7</b>   | <b>---</b> | <b>6</b>   | <b>---</b> | <b>0</b>   |
| 5540 primary wood prod.   | 7          | ---        | 6          | ---        | 0          |
| <b>Total all manufactured equipment, machinery and products</b> | <b>0</b>   | <b>0</b>   | <b>0</b>   | <b>---</b> | <b>---</b> |
| 7110 machinery (not elec)                                       | 0          | 0          | 0          | ---        | ---        |
| 7230 ships & boats  | 0          | ---        | 0          | ---        | ---        |
| 7900 manufac. prod. nec   | 0          | ---        | 0          | ---        | ---        |

\*Includes 1,144 tons of foreign inbound in-transits; Includes 6,925 tons of foreign outbound in-transits.

PORT OF KALAMA, WA

Section Included: (Included in statistics for Columbia and Lower Willamette Rivers below Vancouver, WA, and Portland, OR) Controlling Depth: 37 feet. Project Depth: 40 feet at low water.

Comparative Statement of Traffic (thousand short tons)

| Year | Total  | Year | Total | Year | Total | Year        | Total        |
|------|--------|------|-------|------|-------|-------------|--------------|
| 1993 | 6,501  | 1996 | 8,223 | 1999 | 6,956 | <b>2002</b> | <b>6,386</b> |
| 1994 | 5,351  | 1997 | 8,301 | 2000 | 5,791 |             |              |
| 1995 | 11,347 | 1998 | 4,717 | 2001 | 6,640 |             |              |

Freight Traffic, 2002 (thousand short tons)

| Commodity   | Grand Total  | Foreign    |              | Domestic   |           |            |           |
|---|--------------|------------|--------------|------------|-----------|------------|-----------|
|   |              | Inbound    | Outbound*    | Total      | Coastwise |            | Internal  |
|   |              |            |              |            | Receipts  | Receipts   |           |
| <b>Total, all commodities</b>                                   | <b>6,386</b> | <b>342</b> | <b>5,241</b> | <b>804</b> | <b>21</b> | <b>752</b> | <b>31</b> |
| <b>Total petroleum and petroleum products</b>                   | <b>12</b>    | <b>—</b>   | <b>—</b>     | <b>12</b>  | <b>—</b>  | <b>12</b>  | <b>—</b>  |
| <b>Subtotal petroleum products</b>                              | <b>12</b>    | <b>—</b>   | <b>—</b>     | <b>12</b>  | <b>—</b>  | <b>12</b>  | <b>—</b>  |
| 2340 residual fuel oil  | 11           | —          | —            | 11         | —         | 11         | —         |
| 2350 lube oil & greases   | 0            | —          | —            | 0          | —         | 0          | —         |
| <b>Total chemicals and related products</b>                     | <b>281</b>   | <b>54</b>  | <b>206</b>   | <b>21</b>  | <b>21</b> | <b>—</b>   | <b>—</b>  |
| <b>Subtotal fertilizers</b>                                     | <b>4</b>     | <b>—</b>   | <b>4</b>     | <b>—</b>   | <b>—</b>  | <b>—</b>   | <b>—</b>  |
| 3130 potassic fert.   | 4            | —          | 4            | —          | —         | —          | —         |
| <b>Subtotal other chemicals and related products</b>            | <b>277</b>   | <b>54</b>  | <b>201</b>   | <b>21</b>  | <b>21</b> | <b>—</b>   | <b>—</b>  |
| 3212 benzene & toluene  | 76           | 54         | —            | 21         | 21        | —          | —         |
| 3276 metallic salts   | 8            | —          | 8            | —          | —         | —          | —         |
| 3292 starches, gluten, glue                                     | 193          | —          | 193          | —          | —         | —          | —         |
| <b>Total crude materials, inedible except fuels</b>             | <b>92</b>    | <b>—</b>   | <b>2</b>     | <b>91</b>  | <b>—</b>  | <b>63</b>  | <b>27</b> |
| <b>Subtotal forest products, wood and chips</b>                 | <b>92</b>    | <b>—</b>   | <b>2</b>     | <b>91</b>  | <b>—</b>  | <b>63</b>  | <b>27</b> |
| 4170 wood in the rough  | 92           | —          | 2            | 91         | —         | 63         | 27        |
| <b>Total primary manufactured goods</b>                         | <b>287</b>   | <b>287</b> | <b>—</b>     | <b>—</b>   | <b>—</b>  | <b>—</b>   | <b>—</b>  |
| <b>Subtotal primary iron and steel products</b>                 | <b>276</b>   | <b>276</b> | <b>—</b>     | <b>—</b>   | <b>—</b>  | <b>—</b>   | <b>—</b>  |
| 5320 i&s primary forms  | 39           | 39         | —            | —          | —         | —          | —         |
| 5330 i&s plates & sheets  | 236          | 236        | —            | —          | —         | —          | —         |
| <b>Subtotal primary non-ferrous metal products</b>              | <b>10</b>    | <b>10</b>  | <b>—</b>     | <b>—</b>   | <b>—</b>  | <b>—</b>   | <b>—</b>  |
| 5422 aluminum   | 0            | 0          | —            | —          | —         | —          | —         |
| 5480 fab. metal products  | 9            | 9          | —            | —          | —         | —          | —         |
| <b>Subtotal primary wood products</b>                           | <b>2</b>     | <b>2</b>   | <b>—</b>     | <b>—</b>   | <b>—</b>  | <b>—</b>   | <b>—</b>  |
| 5540 primary wood prod.   | 2            | 2          | —            | —          | —         | —          | —         |
| <b>Total food and farm products</b>                             | <b>5,713</b> | <b>—</b>   | <b>5,033</b> | <b>680</b> | <b>—</b>  | <b>677</b> | <b>4</b>  |
| <b>Subtotal grain</b>   | <b>4,139</b> | <b>—</b>   | <b>3,458</b> | <b>680</b> | <b>—</b>  | <b>677</b> | <b>4</b>  |
| 6241 wheat  | 2,422        | —          | 1,792        | 630        | —         | 626        | 4         |
| 6344 corn   | 1,464        | —          | 1,464        | —          | —         | —          | —         |
| 6443 barley & rye   | 235          | —          | 185          | 51         | —         | 51         | —         |
| 6447 sorghum grains   | 17           | —          | 17           | —          | —         | —          | —         |
| <b>Subtotal oilseeds</b>  | <b>1,338</b> | <b>—</b>   | <b>1,338</b> | <b>—</b>   | <b>—</b>  | <b>—</b>   | <b>—</b>  |
| 6522 soybeans   | 1,296        | —          | 1,296        | —          | —         | —          | —         |
| 6590 oilseeds nec   | 43           | —          | 43           | —          | —         | —          | —         |
| <b>Subtotal vegetable products</b>                              | <b>4</b>     | <b>—</b>   | <b>4</b>     | <b>—</b>   | <b>—</b>  | <b>—</b>   | <b>—</b>  |
| 6654 vegetables & prod.   | 4            | —          | 4            | —          | —         | —          | —         |
| <b>Subtotal processed grain and animal feed</b>                 | <b>231</b>   | <b>—</b>   | <b>231</b>   | <b>—</b>   | <b>—</b>  | <b>—</b>   | <b>—</b>  |
| 6781 hay & fodder   | 7            | —          | 7            | —          | —         | —          | —         |
| 6782 animal feed, prep.   | 224          | —          | 224          | —          | —         | —          | —         |
| <b>Total all manufactured equipment, machinery and products</b> | <b>1</b>     | <b>—</b>   | <b>1</b>     | <b>—</b>   | <b>—</b>  | <b>—</b>   | <b>—</b>  |
| 7500 textile products   | 1            | —          | 1            | —          | —         | —          | —         |

\*Includes 104,062 tons of foreign outbound in-transits.



MULTNOMAH CHANNEL, OR

Section Included: A side channel from the Willamette River near Portland, OR, to the Columbia River near St. Helens, OR, a distance of about 22 miles. Controlling Depth: 18 feet in a 300-foot channel at north end; 8 feet in a 250-foot channel at south end; 8 to 50 feet in remainder of channel. Project Depth: 25 feet deep and 5,000 feet long at the Columbia River end; 25 feet deep and 9,500 feet long at the Willamette River end.

Comparative Statement of Traffic (thousand short tons)

| Year | Total | Year | Total | Year | Total | Year        | Total        |
|------|-------|------|-------|------|-------|-------------|--------------|
| 1993 | 1,570 | 1996 | 1,783 | 1999 | 1,203 | <b>2002</b> | <b>1,305</b> |
| 1994 | 1,360 | 1997 | 1,298 | 2000 | 1,400 |             |              |
| 1995 | 1,616 | 1998 | 1,267 | 2001 | 1,621 |             |              |

Freight Traffic, 2002 (thousand short tons)

| Commodity   | Grand Total   | Domestic     |           |            |            |               |            |
|---|---------------|--------------|-----------|------------|------------|---------------|------------|
|   |               | Coastwise    |           | Internal   |            |               |            |
|   |               | Receipts     | Shipments | Inbound    |            | Outbound      |            |
|   |               |              |           | Upbound    | Downbnd    | Upbound       | Downbnd    |
| <b>Total, all commodities</b>                       | <b>1,305</b>  | <b>63</b>    | <b>21</b> | <b>119</b> | <b>5</b>   | <b>613</b>    | <b>484</b> |
| <b>Total petroleum and petroleum products</b>       | <b>5</b>      | ---          | ---       | ---        | <b>5</b>   | ---           | ---        |
| <b>Subtotal petroleum products</b>                  | <b>5</b>      | ---          | ---       | ---        | <b>5</b>   | ---           | ---        |
| 2330 distillate fuel oil                            | 2             | ---          | ---       | ---        | 2          | ---           | ---        |
| 2340 residual fuel oil                              | 2             | ---          | ---       | ---        | 2          | ---           | ---        |
| <b>Total crude materials, inedible except fuels</b> | <b>1,300</b>  | <b>63</b>    | <b>21</b> | <b>119</b> | ---        | <b>613</b>    | <b>484</b> |
| <b>Subtotal forest products, wood and chips</b>     | <b>154</b>    | <b>63</b>    | ---       | <b>51</b>  | ---        | ---           | <b>39</b>  |
| 4170 wood in the rough                              | 154           | 63           | ---       | 51         | ---        | ---           | 39         |
| <b>Subtotal soil, sand, gravel, rock and stone</b>  | <b>1,146</b>  | ---          | <b>21</b> | <b>67</b>  | ---        | <b>613</b>    | <b>445</b> |
| 4331 sand & gravel                                  | 1,146         | ---          | 21        | 67         | ---        | 613           | 445        |
| <b>Ton-miles (x1000)</b>                            | <b>16,876</b> | <b>1,521</b> | <b>41</b> | <b>186</b> | <b>116</b> | <b>14,096</b> | <b>917</b> |

**Tons All Traffic (x1000)** 1,305  
**Ton-miles All Traffic (x1000)** 16,876  
**Total Trip-ton-miles Internal and Intraport (x1000)** 29,475

OREGON SLOUGH (NORTH PORTLAND HARBOR), OR

Section Included: From deep water in the Columbia River to a point above the Portland Union Stock Yards, a distance of nearly 4 miles. Controlling Depth: 10 feet. Project Depth: 20 feet.

Comparative Statement of Traffic (thousand short tons)

| Year | Total | Year | Total | Year | Total | Year        | Total        |
|------|-------|------|-------|------|-------|-------------|--------------|
| 1993 | 3,089 | 1996 | 2,928 | 1999 | 3,717 | <b>2002</b> | <b>3,422</b> |
| 1994 | 3,730 | 1997 | 3,608 | 2000 | 3,667 |             |              |
| 1995 | 3,592 | 1998 | 3,103 | 2001 | 3,589 |             |              |

Freight Traffic, 2002 (thousand short tons)

| Commodity  | Grand Total  | Foreign      |              | Canadian |          | Domestic   |            |           |
|--|--------------|--------------|--------------|----------|----------|------------|------------|-----------|
|  |              | Inbound*     | Outbound*    | Inbound  | Outbound | Total      | Internal   |           |
|  |              |              |              |          |          | 411        | Inbound    | Outbound  |
|  |              |              |              |          |          |            | Upbound    | Downbnd   |
| <b>Total, all commodities</b>                        | <b>3,422</b> | <b>1,212</b> | <b>1,794</b> | <b>4</b> | <b>1</b> | <b>411</b> | <b>399</b> | <b>12</b> |
| <b>Total petroleum and petroleum products</b>        | <b>90</b>    | <b>0</b>     | <b>46</b>    | ---      | ---      | <b>44</b>  | <b>44</b>  | <b>0</b>  |
| <b>Subtotal petroleum products</b>                   | <b>90</b>    | <b>0</b>     | <b>46</b>    | ---      | ---      | <b>44</b>  | <b>44</b>  | <b>0</b>  |
| 2340 residual fuel oil                               | 44           | ---          | ---          | ---      | ---      | 44         | 44         | 0         |
| 2350 lube oil & greases                              | 0            | 0            | 0            | ---      | ---      | ---        | ---        | ---       |
| 2410 petro. jelly & waxes                            | 0            | 0            | 0            | ---      | ---      | ---        | ---        | ---       |
| 2429 naphtha & solvents                              | 1            | ---          | 1            | ---      | ---      | ---        | ---        | ---       |
| 2540 petroleum coke                                  | 44           | ---          | 44           | ---      | ---      | ---        | ---        | ---       |
| <b>Total chemicals and related products</b>          | <b>153</b>   | <b>23</b>    | <b>130</b>   | <b>0</b> | ---      | ---        | ---        | ---       |
| <b>Subtotal fertilizers</b>                          | <b>5</b>     | <b>5</b>     | <b>0</b>     | ---      | ---      | ---        | ---        | ---       |
| 3110 nitrogenous fert.                               | 5            | 5            | ---          | ---      | ---      | ---        | ---        | ---       |
| 3120 phosphatic fert.                                | 0            | ---          | 0            | ---      | ---      | ---        | ---        | ---       |
| 3190 fert. & mixes nec                               | 0            | 0            | 0            | ---      | ---      | ---        | ---        | ---       |
| <b>Subtotal other chemicals and related products</b> | <b>148</b>   | <b>18</b>    | <b>130</b>   | <b>0</b> | ---      | ---        | ---        | ---       |
| 3212 benzene & toluene                               | 0            | 0            | ---          | ---      | ---      | ---        | ---        | ---       |
| 3219 other hydrocarbons                              | 0            | 0            | 0            | ---      | ---      | ---        | ---        | ---       |
| 3220 alcohols  | 1            | 1            | 1            | ---      | ---      | ---        | ---        | ---       |
| 3230 carboxylic acids                                | 5            | 0            | 5            | ---      | ---      | ---        | ---        | ---       |
| 3240 nitrogen func. comp.                            | 0            | ---          | 0            | ---      | ---      | ---        | ---        | ---       |
| 3250 organo - inorg. comp.                           | 0            | 0            | 0            | ---      | ---      | ---        | ---        | ---       |
| 3260 organic comp. nec                               | 4            | 1            | 3            | ---      | ---      | ---        | ---        | ---       |
| 3272 sulphuric acid                                  | 0            | ---          | 0            | ---      | ---      | ---        | ---        | ---       |
| 3273 ammonia   | 0            | ---          | 0            | ---      | ---      | ---        | ---        | ---       |
| 3274 sodium hydroxide                                | 0            | ---          | 0            | ---      | ---      | ---        | ---        | ---       |
| 3275 inorg. elem., oxides, & halogen salts           | 42           | 3            | 39           | ---      | ---      | ---        | ---        | ---       |

OREGON SLOUGH (NORTH PORTLAND HARBOR), OR  
Freight Traffic, 2002 - continued  
(thousand short tons)

| Commodity   | Grand Total  | Foreign    |            | Canadian |          | Domestic   |            |          |
|---|--------------|------------|------------|----------|----------|------------|------------|----------|
|   |              | Inbound*   | Outbound*  | Inbound  | Outbound | Total      | Internal   |          |
|   |              |            |            |          |          |            | Upbound    | Downbnd  |
| 3276 metallic salts                                 | 60           | 2          | 58         | —        | —        | —          | —          | —        |
| 3279 inorganic chem. nec                            | 1            | 1          | 0          | —        | —        | —          | —          | —        |
| 3282 pigments & paints                              | 1            | 0          | 1          | —        | —        | —          | —          | —        |
| 3283 coloring mat. nec                              | 0            | —          | 0          | —        | —        | —          | —          | —        |
| 3284 medicines                                      | 0            | 0          | 0          | —        | —        | —          | —          | —        |
| 3285 perfumes & cleansers                           | 3            | 0          | 2          | —        | —        | —          | —          | —        |
| 3286 plastics                                       | 25           | 7          | 18         | —        | —        | —          | —          | —        |
| 3291 pesticides                                     | 0            | 0          | 0          | —        | —        | —          | —          | —        |
| 3292 starches, gluten, glue                         | 2            | 1          | 1          | —        | —        | —          | —          | —        |
| 3293 explosives                                     | 1            | 1          | —          | —        | —        | —          | —          | —        |
| 3297 chemical additives                             | 0            | 0          | 0          | —        | —        | —          | —          | —        |
| 3299 chem. products nec                             | 3            | 1          | 2          | 0        | —        | —          | —          | —        |
| <b>Total crude materials, inedible except fuels</b> | <b>425</b>   | <b>137</b> | <b>235</b> | <b>—</b> | <b>0</b> | <b>53</b>  | <b>53</b>  | <b>—</b> |
| <b>Subtotal forest products, wood and chips</b>     | <b>227</b>   | <b>130</b> | <b>97</b>  | <b>—</b> | <b>—</b> | <b>—</b>   | <b>—</b>   | <b>—</b> |
| 4110 rubber & gums                                  | 0            | 0          | 0          | —        | —        | —          | —          | —        |
| 4150 fuel wood                                      | 2            | —          | 2          | —        | —        | —          | —          | —        |
| 4161 wood chips                                     | 0            | —          | 0          | —        | —        | —          | —          | —        |
| 4170 wood in the rough                              | 19           | 15         | 4          | —        | —        | —          | —          | —        |
| 4189 lumber   | 205          | 114        | 90         | —        | —        | —          | —          | —        |
| 4190 forest products nec                            | 0            | 0          | 0          | —        | —        | —          | —          | —        |
| <b>Subtotal pulp and waste paper</b>                | <b>103</b>   | <b>0</b>   | <b>103</b> | <b>—</b> | <b>—</b> | <b>—</b>   | <b>—</b>   | <b>—</b> |
| 4225 pulp & waste paper                             | 103          | 0          | 103        | —        | —        | —          | —          | —        |
| <b>Subtotal soil, sand, gravel, rock and stone</b>  | <b>60</b>    | <b>6</b>   | <b>1</b>   | <b>—</b> | <b>0</b> | <b>53</b>  | <b>53</b>  | <b>—</b> |
| 4310 building stone                                 | 6            | 5          | 0          | —        | 0        | —          | —          | —        |
| 4322 limestone                                      | 0            | —          | 0          | —        | —        | —          | —          | —        |
| 4331 sand & gravel                                  | 55           | 0          | 1          | —        | —        | 53         | 53         | —        |
| <b>Subtotal iron ore and scrap</b>                  | <b>4</b>     | <b>0</b>   | <b>4</b>   | <b>—</b> | <b>—</b> | <b>—</b>   | <b>—</b>   | <b>—</b> |
| 4410 iron ore                                       | 0            | 0          | —          | —        | —        | —          | —          | —        |
| 4420 iron & steel scrap                             | 4            | —          | 4          | —        | —        | —          | —          | —        |
| <b>Subtotal non-ferrous ores and scrap</b>          | <b>15</b>    | <b>0</b>   | <b>15</b>  | <b>—</b> | <b>—</b> | <b>—</b>   | <b>—</b>   | <b>—</b> |
| 4650 aluminum ore                                   | 0            | 0          | 0          | —        | —        | —          | —          | —        |
| 4680 non-ferrous scrap                              | 15           | —          | 15         | —        | —        | —          | —          | —        |
| 4690 non-ferrous ores nec                           | 0            | 0          | 0          | —        | —        | —          | —          | —        |
| <b>Subtotal sulphur, clay and salt</b>              | <b>3</b>     | <b>0</b>   | <b>3</b>   | <b>—</b> | <b>—</b> | <b>—</b>   | <b>—</b>   | <b>—</b> |
| 4741 sulphur, (dry)                                 | 0            | 0          | —          | —        | —        | —          | —          | —        |
| 4782 clay & refrac. mat.                            | 3            | 0          | 3          | —        | —        | —          | —          | —        |
| <b>Subtotal other non-metal. min.</b>               | <b>12</b>    | <b>0</b>   | <b>12</b>  | <b>—</b> | <b>—</b> | <b>—</b>   | <b>—</b>   | <b>—</b> |
| 4900 non-metal. min. nec                            | 12           | 0          | 12         | —        | —        | —          | —          | —        |
| <b>Total primary manufactured goods</b>             | <b>823</b>   | <b>493</b> | <b>323</b> | <b>3</b> | <b>0</b> | <b>5</b>   | <b>5</b>   | <b>0</b> |
| <b>Subtotal paper products</b>                      | <b>231</b>   | <b>12</b>  | <b>214</b> | <b>—</b> | <b>—</b> | <b>5</b>   | <b>5</b>   | <b>0</b> |
| 5110 newsprint                                      | 0            | —          | 0          | —        | —        | —          | —          | —        |
| 5120 paper & paperboard                             | 199          | 9          | 191        | —        | —        | —          | —          | —        |
| 5190 paper products nec                             | 32           | 3          | 24         | —        | —        | 5          | 5          | 0        |
| <b>Subtotal lime, cement and glass</b>              | <b>57</b>    | <b>20</b>  | <b>36</b>  | <b>1</b> | <b>—</b> | <b>—</b>   | <b>—</b>   | <b>—</b> |
| 5240 glass & glass prod.                            | 6            | 3          | 2          | 1        | —        | —          | —          | —        |
| 5290 misc. mineral prod.                            | 51           | 17         | 34         | 0        | —        | —          | —          | —        |
| <b>Subtotal primary iron and steel products</b>     | <b>425</b>   | <b>424</b> | <b>2</b>   | <b>0</b> | <b>—</b> | <b>—</b>   | <b>—</b>   | <b>—</b> |
| 5312 pig iron                                       | 0            | 0          | —          | 0        | —        | —          | —          | —        |
| 5315 ferro alloys                                   | 0            | 0          | —          | —        | —        | —          | —          | —        |
| 5320 i&s primary forms                              | 420          | 419        | 1          | —        | —        | —          | —          | —        |
| 5330 i&s plates & sheets                            | 1            | 1          | 1          | —        | —        | —          | —          | —        |
| 5360 i&s bars & shapes                              | 1            | 1          | 0          | —        | —        | —          | —          | —        |
| 5370 i&s pipe & tube                                | 1            | 1          | 0          | —        | —        | —          | —          | —        |
| 5390 primary i&s nec                                | 2            | 2          | 0          | 0        | —        | —          | —          | —        |
| <b>Subtotal primary non-ferrous metal products</b>  | <b>77</b>    | <b>31</b>  | <b>44</b>  | <b>2</b> | <b>0</b> | <b>—</b>   | <b>—</b>   | <b>—</b> |
| 5421 copper   | 1            | 0          | 0          | —        | —        | —          | —          | —        |
| 5422 aluminum                                       | 3            | 2          | 0          | —        | —        | —          | —          | —        |
| 5429 smelted prod. nec                              | 37           | 2          | 35         | —        | —        | —          | —          | —        |
| 5480 fab. metal products                            | 36           | 26         | 8          | 2        | 0        | —          | —          | —        |
| <b>Subtotal primary wood products</b>               | <b>33</b>    | <b>7</b>   | <b>26</b>  | <b>—</b> | <b>—</b> | <b>—</b>   | <b>—</b>   | <b>—</b> |
| 5540 primary wood prod.                             | 33           | 7          | 26         | —        | —        | —          | —          | —        |
| <b>Total food and farm products</b>                 | <b>1,138</b> | <b>51</b>  | <b>962</b> | <b>0</b> | <b>1</b> | <b>123</b> | <b>123</b> | <b>—</b> |
| <b>Subtotal fish</b>                                | <b>13</b>    | <b>2</b>   | <b>12</b>  | <b>—</b> | <b>—</b> | <b>—</b>   | <b>—</b>   | <b>—</b> |
| 6134 fish (not shellfish)                           | 12           | 0          | 12         | —        | —        | —          | —          | —        |
| 6136 shellfish                                      | 2            | 2          | 0          | —        | —        | —          | —          | —        |
| <b>Subtotal grain</b>                               | <b>18</b>    | <b>0</b>   | <b>18</b>  | <b>—</b> | <b>—</b> | <b>—</b>   | <b>—</b>   | <b>—</b> |
| 6241 wheat  | 11           | 0          | 11         | —        | —        | —          | —          | —        |
| 6344 corn   | 6            | 0          | 6          | —        | —        | —          | —          | —        |
| 6442 rice   | 0            | 0          | —          | —        | —        | —          | —          | —        |
| 6443 barley & rye                                   | 1            | 0          | 1          | —        | —        | —          | —          | —        |
| 6445 oats   | 0            | —          | 0          | —        | —        | —          | —          | —        |
| <b>Subtotal oilseeds</b>                            | <b>8</b>     | <b>0</b>   | <b>7</b>   | <b>—</b> | <b>—</b> | <b>—</b>   | <b>—</b>   | <b>—</b> |
| 6522 soybeans                                       | 7            | 0          | 7          | —        | —        | —          | —          | —        |
| 6590 oilseeds nec                                   | 1            | 0          | 1          | —        | —        | —          | —          | —        |
| <b>Subtotal vegetable products</b>                  | <b>241</b>   | <b>7</b>   | <b>223</b> | <b>0</b> | <b>0</b> | <b>11</b>  | <b>11</b>  | <b>—</b> |
| 6653 vegetable oils                                 | 2            | 2          | 0          | —        | 0        | —          | —          | —        |

OREGON SLOUGH (NORTH PORTLAND HARBOR), OR  
Freight Traffic, 2002 - continued  
(thousand short tons)

| Commodity   | Grand Total | Foreign    |            | Canadian |          | Domestic   |            |           |
|---|-------------|------------|------------|----------|----------|------------|------------|-----------|
|   |             | Inbound*   | Outbound*  | Inbound  | Outbound | Total      | Internal   |           |
|   |             |            |            |          |          |            | Inbound    | Outbound  |
| 6654 vegetables & prod.   | 239         | 5          | 222        | 0        | 0        | 11         | 11         | —         |
| <b>Subtotal processed grain and animal feed</b>                 | <b>627</b>  | <b>9</b>   | <b>584</b> | <b>—</b> | <b>—</b> | <b>34</b>  | <b>34</b>  | <b>—</b>  |
| 6746 wheat flour  | 4           | —          | 4          | —        | —        | —          | —          | —         |
| 6747 grain mill products  | 22          | 0          | 22         | —        | —        | —          | —          | —         |
| 6781 hay & fodder   | 550         | 2          | 514        | —        | —        | 34         | 34         | —         |
| 6782 animal feed, prep.   | 50          | 6          | 44         | —        | —        | —          | —          | —         |
| <b>Subtotal other agricultural products</b>                     | <b>230</b>  | <b>32</b>  | <b>118</b> | <b>0</b> | <b>1</b> | <b>79</b>  | <b>79</b>  | <b>—</b>  |
| 6811 meat, fresh, frozen  | 13          | 1          | 11         | —        | —        | —          | —          | —         |
| 6817 meat, prepared   | 18          | —          | 18         | —        | —        | —          | —          | —         |
| 6822 dairy products   | 29          | 0          | 23         | —        | —        | 6          | 6          | —         |
| 6835 fish, prepared   | 2           | 1          | 0          | —        | 0        | —          | —          | —         |
| 6839 animals & prod. nec  | 8           | 0          | 8          | —        | —        | —          | —          | —         |
| 6857 fruit & nuts nec   | 17          | 0          | 17         | —        | —        | —          | —          | —         |
| 6858 fruit juices   | 10          | 4          | 6          | —        | 0        | —          | —          | —         |
| 6861 sugar  | 0           | —          | 0          | —        | —        | —          | —          | —         |
| 6871 coffee   | 3           | 3          | —          | —        | —        | —          | —          | —         |
| 6885 alcoholic beverages  | 17          | 15         | 2          | —        | 0        | —          | —          | —         |
| 6887 groceries  | 70          | —          | —          | —        | —        | 70         | 70         | —         |
| 6888 water & ice  | 5           | 4          | —          | —        | 0        | —          | —          | —         |
| 6889 food products nec  | 16          | 2          | 11         | 0        | 0        | 2          | 2          | —         |
| 6891 tobacco & products   | 0           | 0          | 0          | —        | —        | —          | —          | —         |
| 6893 cotton   | 1           | 0          | 1          | —        | —        | —          | —          | —         |
| 6894 natural fibers nec   | 1           | 0          | 0          | —        | —        | —          | —          | —         |
| 6899 farm products nec  | 22          | 2          | 21         | —        | —        | —          | —          | —         |
| <b>Total all manufactured equipment, machinery and products</b> | <b>747</b>  | <b>480</b> | <b>80</b>  | <b>1</b> | <b>0</b> | <b>185</b> | <b>173</b> | <b>12</b> |
| 7110 machinery (not elec)                                       | 17          | 9          | 8          | 0        | —        | —          | —          | —         |
| 7120 electrical machinery                                       | 15          | 13         | 2          | —        | —        | —          | —          | —         |
| 7210 vehicles & parts   | 425         | 375        | 49         | 1        | —        | —          | —          | —         |
| 7220 aircraft & parts   | 0           | 0          | 0          | —        | —        | —          | —          | —         |
| 7230 ships & boats  | 0           | 0          | 0          | —        | —        | —          | —          | —         |
| 7400 manufac. wood prod.  | 11          | 7          | 4          | 0        | —        | —          | —          | —         |
| 7500 textile products   | 12          | 7          | 5          | 0        | —        | —          | —          | —         |
| 7600 rubber & plastic pr.                                       | 27          | 23         | 4          | —        | —        | —          | —          | —         |
| 7900 manufac. prod. nec   | 240         | 48         | 8          | 0        | 0        | 185        | 173        | 12        |
| <b>Total unknown or not elsewhere classified</b>                | <b>46</b>   | <b>28</b>  | <b>18</b>  | <b>0</b> | <b>0</b> | <b>—</b>   | <b>—</b>   | <b>—</b>  |
| 9900 unknown or nec   | 46          | 28         | 18         | 0        | 0        | —          | —          | —         |

\*Includes 8,950 tons of foreign inbound in-transits; Includes 33,376 tons of foreign outbound in-transits.

PORT OF VANCOUVER, WA

Section Included: (Statistics for that section of the port below Interstate Bridge are also included in the statistics for Columbia and Lower Willamette Rivers below Vancouver, WA, and Portland, OR, and statistics for section above Interstate Bridge are also included in statistics for Columbia River from Vancouver, WA, to the Dalles, OR). Controlling Depth: 35 feet at low water for that section of the port below Railroad Bridge and 14 feet for that section of the port above Interstate Bridge. Project Depth: 40 feet at low water in the lower turning basin and 35 feet at low water in the upper turning basin.

Comparative Statement of Traffic (thousand short tons)

| Year | Total | Year | Total | Year | Total | Year        | Total        |
|------|-------|------|-------|------|-------|-------------|--------------|
| 1993 | 7,380 | 1996 | 7,704 | 1999 | 7,825 | <b>2002</b> | <b>6,610</b> |
| 1994 | 6,281 | 1997 | 7,838 | 2000 | 7,653 |             |              |
| 1995 | 7,535 | 1998 | 7,849 | 2001 | 7,039 |             |              |

Freight Traffic, 2002 (thousand short tons)

| Commodity  | Total        | Foreign    |              | Canadian Inbound |
|--|--------------|------------|--------------|------------------|
|  |              | Inbound*   | Outbound*    |                  |
| <b>Total, all commodities</b>                        | <b>4,577</b> | <b>559</b> | <b>3,866</b> | <b>152</b>       |
| <b>Total petroleum and petroleum products</b>        | <b>80</b>    | <b>38</b>  | <b>17</b>    | <b>25</b>        |
| <b>Subtotal petroleum products</b>                   | <b>80</b>    | <b>38</b>  | <b>17</b>    | <b>25</b>        |
| 2211 gasoline  | 38           | 38         | —            | —                |
| 2330 distillate fuel oil                             | 25           | —          | —            | 25               |
| 2540 petroleum coke                                  | 17           | —          | 17           | —                |
| <b>Total chemicals and related products</b>          | <b>485</b>   | <b>177</b> | <b>181</b>   | <b>127</b>       |
| <b>Subtotal fertilizers</b>                          | <b>77</b>    | <b>66</b>  | <b>11</b>    | <b>—</b>         |
| 3110 nitrogenous fert.                               | 60           | 60         | —            | —                |
| 3130 potassic fert.                                  | 11           | —          | 11           | —                |
| 3190 fert. & mixes nec                               | 6            | 6          | —            | —                |
| <b>Subtotal other chemicals and related products</b> | <b>408</b>   | <b>111</b> | <b>169</b>   | <b>127</b>       |
| 3274 sodium hydroxide                                | 119          | 111        | —            | 7                |

PORT OF VANCOUVER, WA  
Freight Traffic, 2002 - continued  
(thousand short tons)

| Commodity   | Total        | Foreign    |              | Canadian |
|---|--------------|------------|--------------|----------|
|   |              | Inbound*   | Outbound*    | Inbound  |
| 3276 metallic salts   | 49           | —          | 49           | —        |
| 3279 inorganic chem. nec  | 2            | —          | 2            | —        |
| 3292 starches, gluten, glue                                     | 239          | —          | 119          | 120      |
| <b>Total crude materials, inedible except fuels</b>             | <b>311</b>   | <b>57</b>  | <b>254</b>   | <b>—</b> |
| <b>Subtotal forest products, wood and chips</b>                 | <b>22</b>    | <b>17</b>  | <b>5</b>     | <b>—</b> |
| 4150 fuel wood  | 0            | —          | 0            | —        |
| 4170 wood in the rough  | 0            | 0          | —            | —        |
| 4189 lumber   | 22           | 17         | 5            | —        |
| <b>Subtotal pulp and waste paper</b>                            | <b>92</b>    | <b>40</b>  | <b>52</b>    | <b>—</b> |
| 4225 pulp & waste paper   | 92           | 40         | 52           | —        |
| <b>Subtotal sulphur, clay and salt</b>                          | <b>198</b>   | <b>—</b>   | <b>198</b>   | <b>—</b> |
| 4782 clay & refrac. mat.  | 198          | —          | 198          | —        |
| <b>Total primary manufactured goods</b>                         | <b>192</b>   | <b>185</b> | <b>7</b>     | <b>—</b> |
| <b>Subtotal paper products</b>                                  | <b>0</b>     | <b>0</b>   | <b>—</b>     | <b>—</b> |
| 5120 paper & paperboard   | 0            | 0          | —            | —        |
| <b>Subtotal lime, cement and glass</b>                          | <b>0</b>     | <b>0</b>   | <b>—</b>     | <b>—</b> |
| 5240 glass & glass prod.  | 0            | 0          | —            | —        |
| <b>Subtotal primary iron and steel products</b>                 | <b>148</b>   | <b>148</b> | <b>—</b>     | <b>—</b> |
| 5315 ferro alloys   | 3            | 3          | —            | —        |
| 5320 i&s primary forms  | 21           | 21         | —            | —        |
| 5330 i&s plates & sheets  | 50           | 50         | —            | —        |
| 5360 i&s bars & shapes  | 21           | 21         | —            | —        |
| 5370 i&s pipe & tube  | 50           | 50         | —            | —        |
| 5390 primary i&s nec  | 3            | 3          | —            | —        |
| <b>Subtotal primary non-ferrous metal products</b>              | <b>12</b>    | <b>5</b>   | <b>7</b>     | <b>—</b> |
| 5421 copper   | 6            | —          | 6            | —        |
| 5422 aluminum   | 3            | 3          | —            | —        |
| 5480 fab. metal products  | 2            | 2          | 0            | —        |
| <b>Subtotal primary wood products</b>                           | <b>32</b>    | <b>32</b>  | <b>0</b>     | <b>—</b> |
| 5540 primary wood prod.   | 32           | 32         | 0            | —        |
| <b>Total food and farm products</b>                             | <b>3,404</b> | <b>0</b>   | <b>3,404</b> | <b>—</b> |
| <b>Subtotal fish</b>  | <b>0</b>     | <b>0</b>   | <b>—</b>     | <b>—</b> |
| 6134 fish (not shellfish)                                       | 0            | 0          | —            | —        |
| <b>Subtotal grain</b>   | <b>3,260</b> | <b>—</b>   | <b>3,260</b> | <b>—</b> |
| 6241 wheat  | 3,254        | —          | 3,254        | —        |
| 6443 barley & rye   | 6            | —          | 6            | —        |
| <b>Subtotal oilseeds</b>  | <b>140</b>   | <b>—</b>   | <b>140</b>   | <b>—</b> |
| 6522 soybeans   | 124          | —          | 124          | —        |
| 6590 oilseeds nec   | 16           | —          | 16           | —        |
| <b>Subtotal processed grain and animal feed</b>                 | <b>0</b>     | <b>—</b>   | <b>0</b>     | <b>—</b> |
| 6746 wheat flour  | 0            | —          | 0            | —        |
| <b>Subtotal other agricultural products</b>                     | <b>5</b>     | <b>0</b>   | <b>5</b>     | <b>—</b> |
| 6889 food products nec  | 0            | 0          | 0            | —        |
| 6894 natural fibers nec   | 4            | —          | 4            | —        |
| 6899 farm products nec  | 0            | 0          | —            | —        |
| <b>Total all manufactured equipment, machinery and products</b> | <b>105</b>   | <b>101</b> | <b>4</b>     | <b>0</b> |
| 7110 machinery (not elec)                                       | 14           | 14         | —            | —        |
| 7120 electrical machinery                                       | 0            | 0          | 0            | —        |
| 7210 vehicles & parts   | 85           | 85         | —            | —        |
| 7230 ships & boats  | 0            | 0          | —            | —        |
| 7400 manufac. wood prod.  | 5            | 1          | 4            | —        |
| 7500 textile products   | 0            | 0          | 0            | —        |
| 7600 rubber & plastic pr.                                       | 1            | 1          | 0            | 0        |
| <b>Total unknown or not elsewhere classified</b>                | <b>0</b>     | <b>0</b>   | <b>0</b>     | <b>—</b> |
| 9900 unknown or nec   | 0            | 0          | 0            | —        |

| Commodity  | Total        | Domestic   |           |            |            |           |
|--|--------------|------------|-----------|------------|------------|-----------|
|  |              | Coastwise  |           | Internal   |            |           |
|  |              | Receipts   | Shipments | Receipts   | Shipments  | Intrпорт  |
| <b>Total, all commodities</b>                        | <b>2,033</b> | <b>117</b> | <b>8</b>  | <b>957</b> | <b>940</b> | <b>12</b> |
| <b>Total petroleum and petroleum products</b>        | <b>391</b>   | <b>117</b> | <b>3</b>  | <b>62</b>  | <b>201</b> | <b>7</b>  |
| <b>Subtotal petroleum products</b>                   | <b>391</b>   | <b>117</b> | <b>3</b>  | <b>62</b>  | <b>201</b> | <b>7</b>  |
| 2211 gasoline  | 92           | 26         | —         | 4          | 56         | 5         |
| 2330 distillate fuel oil                             | 91           | 91         | —         | 0          | —          | —         |
| 2340 residual fuel oil                               | 209          | 0          | 3         | 58         | 145        | 2         |
| 2350 lube oil & greases                              | 0            | —          | —         | 0          | —          | —         |
| <b>Total chemicals and related products</b>          | <b>55</b>    | <b>—</b>   | <b>3</b>  | <b>10</b>  | <b>37</b>  | <b>4</b>  |
| <b>Subtotal fertilizers</b>                          | <b>45</b>    | <b>—</b>   | <b>—</b>  | <b>10</b>  | <b>34</b>  | <b>1</b>  |
| 3110 nitrogenous fert.                               | 45           | —          | —         | 10         | 34         | 1         |
| <b>Subtotal other chemicals and related products</b> | <b>10</b>    | <b>—</b>   | <b>3</b>  | <b>—</b>   | <b>4</b>   | <b>3</b>  |
| 3274 sodium hydroxide                                | 10           | —          | 3         | —          | 4          | 3         |

PORT OF VANCOUVER, WA  
Freight Traffic, 2002 - continued  
(thousand short tons)

| Commodity   | Total      | Domestic  |           |            |            |           |
|---|------------|-----------|-----------|------------|------------|-----------|
|   |            | Coastwise |           | Internal   |            |           |
|   |            | Receipts  | Shipments | Receipts   | Shipments  | Intraport |
| <b>Total crude materials, inedible except fuels</b>             | <b>504</b> | ---       | ---       | <b>7</b>   | <b>498</b> | <b>0</b>  |
| <b>Subtotal forest products, wood and chips</b>                 | <b>0</b>   | ---       | ---       | ---        | ---        | <b>0</b>  |
| 4189 lumber   | 0          | ---       | ---       | ---        | ---        | 0         |
| <b>Subtotal pulp and waste paper</b>                            | <b>7</b>   | ---       | ---       | <b>7</b>   | ---        | ---       |
| 4225 pulp & waste paper   | 7          | ---       | ---       | 7          | ---        | ---       |
| <b>Subtotal soil, sand, gravel, rock and stone</b>              | <b>498</b> | ---       | ---       | ---        | <b>498</b> | ---       |
| 4331 sand & gravel  | 498        | ---       | ---       | ---        | 498        | ---       |
| <b>Total primary manufactured goods</b>                         | <b>1</b>   | ---       | <b>1</b>  | ---        | <b>0</b>   | <b>0</b>  |
| <b>Subtotal lime, cement and glass</b>                          | <b>1</b>   | ---       | <b>1</b>  | ---        | ---        | ---       |
| 5220 cement & concrete  | 1          | ---       | 1         | ---        | ---        | ---       |
| <b>Subtotal primary iron and steel products</b>                 | <b>0</b>   | ---       | ---       | ---        | <b>0</b>   | <b>0</b>  |
| 5360 i&s bars & shapes  | 0          | ---       | ---       | ---        | 0          | 0         |
| <b>Total food and farm products</b>                             | <b>841</b> | ---       | ---       | <b>837</b> | <b>4</b>   | ---       |
| <b>Subtotal grain</b>   | <b>831</b> | ---       | ---       | <b>831</b> | ---        | ---       |
| 6241 wheat  | 831        | ---       | ---       | 831        | ---        | ---       |
| <b>Subtotal other agricultural products</b>                     | <b>10</b>  | ---       | ---       | <b>6</b>   | <b>4</b>   | ---       |
| 6887 groceries  | 10         | ---       | ---       | 6          | 4          | ---       |
| <b>Total all manufactured equipment, machinery and products</b> | <b>44</b>  | ---       | ---       | <b>41</b>  | <b>3</b>   | <b>0</b>  |
| 7110 machinery (not elec)                                       | 0          | ---       | ---       | 0          | ---        | 0         |
| 7900 manufac. prod. nec   | 44         | ---       | ---       | 41         | 3          | ---       |
| <b>Total waste and scrap nec</b>                                | <b>195</b> | ---       | ---       | ---        | <b>195</b> | ---       |
| 8900 waste and scrap nec  | 195        | ---       | ---       | ---        | 195        | ---       |

\*Includes 12,597 tons of foreign inbound in-transits; Includes 88,990 tons of foreign outbound in-transits.

COLUMBIA RIVER BETWEEN VANCOUVER, WA AND THE DALLES, OR

Section Included: Columbia River between Vancouver, WA, and the Dalles, OR, a distance of about 85 miles. Controlling Depth: 15 feet between Vancouver and the Dalles. Project Depth: 27 feet.

Comparative Statement of Traffic (thousand short tons)

| Year | Total  | Year | Total  | Year | Total  | Year        | Total        |
|------|--------|------|--------|------|--------|-------------|--------------|
| 1993 | 10,843 | 1996 | 10,733 | 1999 | 9,396  | <b>2002</b> | <b>7,990</b> |
| 1994 | 11,277 | 1997 | 10,923 | 2000 | 10,672 |             |              |
| 1995 | 11,626 | 1998 | 9,910  | 2001 | 9,793  |             |              |

Freight Traffic, 2002 (thousand short tons)

| Commodity   | Total        | Coastwise  |            |            |
|---|--------------|------------|------------|------------|
|   |              | Receipts   | Through    |            |
|   |              |            | Upbound    | Downbd     |
| <b>Total, all commodities</b>                                   | <b>20</b>    | <b>6</b>   | <b>2</b>   | <b>12</b>  |
| <b>Total chemicals and related products</b>                     | <b>12</b>    | ---        | ---        | <b>12</b>  |
| <b>Subtotal fertilizers</b>                                     | <b>9</b>     | ---        | ---        | <b>9</b>   |
| 3110 nitrogenous fert.  | 9            | ---        | ---        | 9          |
| <b>Subtotal other chemicals and related products</b>            | <b>3</b>     | ---        | ---        | <b>3</b>   |
| 3276 metallic salts   | 3            | ---        | ---        | 3          |
| <b>Total crude materials, inedible except fuels</b>             | <b>6</b>     | <b>5</b>   | <b>2</b>   | ---        |
| <b>Subtotal forest products, wood and chips</b>                 | <b>6</b>     | <b>5</b>   | <b>2</b>   | ---        |
| 4161 wood chips   | 6            | 5          | 2          | ---        |
| <b>Total all manufactured equipment, machinery and products</b> | <b>1</b>     | <b>1</b>   | ---        | ---        |
| 7110 machinery (not elec)                                       | 1            | 1          | ---        | ---        |
| <b>Ton-miles (x1000)</b>  | <b>1,243</b> | <b>119</b> | <b>132</b> | <b>992</b> |
| <b>Coastwise</b>  |              |            |            |            |

COLUMBIA RIVER BETWEEN VANCOUVER, WA AND THE DALLES, OR  
Freight Traffic, 2002 - continued  
(thousand short tons)

| Commodity   | Total          | Internal     |              |            |               |                |                |            |                  |
|---|----------------|--------------|--------------|------------|---------------|----------------|----------------|------------|------------------|
|   |                | Inbound      |              | Outbound   |               | Through        |                | Intra      |                  |
|   |                | Upbound      | Downbnd      | Upbound    | Downbnd       | Upbound        | Downbnd        | Upbound    | Downbnd          |
| <b>Total, all commodities</b>                                   | <b>7,971</b>   | <b>297</b>   | <b>41</b>    | <b>40</b>  | <b>204</b>    | <b>2,313</b>   | <b>4,831</b>   | <b>138</b> | <b>106</b>       |
| <b>Total petroleum and petroleum products</b>                   | <b>2,032</b>   | ---          | ---          | 1          | ---           | <b>2,030</b>   | <b>1</b>       | ---        | ---              |
| <b>Subtotal petroleum products</b>                              | <b>2,032</b>   | ---          | ---          | 1          | ---           | <b>2,030</b>   | <b>1</b>       | ---        | ---              |
| 2211 gasoline   | 1,103          | ---          | ---          | 1          | ---           | 1,101          | 1              | ---        | ---              |
| 2330 distillate fuel oil  | 6              | ---          | ---          | ---        | ---           | 6              | ---            | ---        | ---              |
| 2340 residual fuel oil  | 923            | ---          | ---          | ---        | ---           | 923            | ---            | ---        | ---              |
| <b>Total chemicals and related products</b>                     | <b>89</b>      | ---          | ---          | ---        | ---           | <b>80</b>      | <b>9</b>       | ---        | ---              |
| <b>Subtotal fertilizers</b>                                     | <b>82</b>      | ---          | ---          | ---        | ---           | <b>73</b>      | <b>9</b>       | ---        | ---              |
| 3110 nitrogenous fert.  | 80             | ---          | ---          | ---        | ---           | 73             | 7              | ---        | ---              |
| 3190 fert. & mixes nec  | 2              | ---          | ---          | ---        | ---           | ---            | 2              | ---        | ---              |
| <b>Subtotal other chemicals and related products</b>            | <b>7</b>       | ---          | ---          | ---        | ---           | <b>7</b>       | ---            | ---        | ---              |
| 3273 ammonia  | 7              | ---          | ---          | ---        | ---           | 7              | ---            | ---        | ---              |
| <b>Total crude materials, inedible except fuels</b>             | <b>1,967</b>   | <b>297</b>   | <b>41</b>    | <b>39</b>  | <b>150</b>    | <b>1</b>       | <b>1,194</b>   | <b>138</b> | <b>106</b>       |
| <b>Subtotal forest products, wood and chips</b>                 | <b>555</b>     | <b>11</b>    | <b>41</b>    | <b>39</b>  | <b>150</b>    | <b>1</b>       | <b>174</b>     | <b>35</b>  | <b>104</b>       |
| 4150 fuel wood  | 3              | ---          | ---          | ---        | ---           | ---            | ---            | ---        | 3                |
| 4161 wood chips   | 379            | 9            | 41           | ---        | 71            | ---            | 174            | 20         | 64               |
| 4170 wood in the rough  | 173            | 2            | ---          | 39         | 79            | 1              | ---            | 14         | 37               |
| <b>Subtotal pulp and waste paper</b>                            | <b>7</b>       | ---          | ---          | ---        | ---           | ---            | <b>7</b>       | ---        | ---              |
| 4225 pulp & waste paper   | 7              | ---          | ---          | ---        | ---           | ---            | 7              | ---        | ---              |
| <b>Subtotal soil, sand, gravel, rock and stone</b>              | <b>1,373</b>   | <b>286</b>   | ---          | ---        | ---           | ---            | <b>981</b>     | <b>104</b> | <b>2</b>         |
| 4331 sand & gravel  | 1,373          | 286          | ---          | ---        | ---           | ---            | 981            | 104        | 2                |
| <b>Subtotal iron ore and scrap</b>                              | <b>33</b>      | ---          | ---          | ---        | ---           | ---            | <b>33</b>      | ---        | ---              |
| 4420 iron & steel scrap   | 33             | ---          | ---          | ---        | ---           | ---            | 33             | ---        | ---              |
| <b>Total primary manufactured goods</b>                         | <b>5</b>       | ---          | ---          | ---        | ---           | <b>0</b>       | <b>5</b>       | ---        | ---              |
| <b>Subtotal paper products</b>                                  | <b>5</b>       | ---          | ---          | ---        | ---           | <b>0</b>       | <b>5</b>       | ---        | ---              |
| 5190 paper products nec   | 5              | ---          | ---          | ---        | ---           | 0              | 5              | ---        | ---              |
| <b>Total food and farm products</b>                             | <b>3,469</b>   | ---          | ---          | ---        | <b>53</b>     | ---            | <b>3,416</b>   | ---        | ---              |
| <b>Subtotal grain</b>   | <b>3,344</b>   | ---          | ---          | ---        | <b>53</b>     | ---            | <b>3,291</b>   | ---        | ---              |
| 6241 wheat  | 3,190          | ---          | ---          | ---        | 53            | ---            | 3,137          | ---        | ---              |
| 6443 barley & rye   | 154            | ---          | ---          | ---        | ---           | ---            | 154            | ---        | ---              |
| <b>Subtotal vegetable products</b>                              | <b>11</b>      | ---          | ---          | ---        | ---           | ---            | <b>11</b>      | ---        | ---              |
| 6654 vegetables & prod.   | 11             | ---          | ---          | ---        | ---           | ---            | 11             | ---        | ---              |
| <b>Subtotal processed grain and animal feed</b>                 | <b>34</b>      | ---          | ---          | ---        | ---           | ---            | <b>34</b>      | ---        | ---              |
| 6781 hay & fodder   | 34             | ---          | ---          | ---        | ---           | ---            | 34             | ---        | ---              |
| <b>Subtotal other agricultural products</b>                     | <b>80</b>      | ---          | ---          | ---        | ---           | ---            | <b>80</b>      | ---        | ---              |
| 6822 dairy products   | 6              | ---          | ---          | ---        | ---           | ---            | 6              | ---        | ---              |
| 6887 groceries  | 72             | ---          | ---          | ---        | ---           | ---            | 72             | ---        | ---              |
| 6889 food products nec  | 2              | ---          | ---          | ---        | ---           | ---            | 2              | ---        | ---              |
| <b>Total all manufactured equipment, machinery and products</b> | <b>214</b>     | ---          | ---          | ---        | <b>1</b>      | <b>6</b>       | <b>206</b>     | ---        | ---              |
| 7900 manufac. prod. nec   | 214            | ---          | ---          | ---        | 1             | 6              | 206            | ---        | ---              |
| <b>Total waste and scrap nec</b>                                | <b>195</b>     | ---          | ---          | ---        | ---           | <b>195</b>     | ---            | ---        | ---              |
| 8900 waste and scrap nec  | 195            | ---          | ---          | ---        | ---           | 195            | ---            | ---        | ---              |
| <b>Ton-miles Internal (x1000)</b>                               | <b>633,076</b> | <b>3,600</b> | <b>2,977</b> | <b>248</b> | <b>14,194</b> | <b>196,623</b> | <b>410,626</b> | <b>193</b> | <b>4,614</b>     |
| <b>Tons All Traffic (x1000)</b>                                 |                |              |              |            |               |                |                |            | <b>7,990</b>     |
| <b>Ton-miles All Traffic (x1000)</b>                            |                |              |              |            |               |                |                |            | <b>634,319</b>   |
| <b>Total Trip-ton-miles Internal and Intraport (x1000)</b>      |                |              |              |            |               |                |                |            | <b>1,796,441</b> |

COLUMBIA RIVER ABOVE THE DALLES DAM, WA AND OR TO MCNARY LOCK AND DAM, OR AND WA

Section Included: Columbia River between the Dalles Dam and McNary Lock and Dam, a distance of about 91 miles. Controlling Depth: within the Dalles and John Day Pools, 14 feet. Project Depth: 14 feet at adopted low water.

Comparative Statement of Traffic (thousand short tons)

| Year | Total | Year | Total | Year | Total | Year        | Total        |
|------|-------|------|-------|------|-------|-------------|--------------|
| 1993 | 8,469 | 1996 | 9,061 | 1999 | 8,700 | <b>2002</b> | <b>7,262</b> |
| 1994 | 9,246 | 1997 | 9,754 | 2000 | 9,776 |             |              |
| 1995 | 9,802 | 1998 | 9,166 | 2001 | 8,873 |             |              |

Freight Traffic, 2002 (thousand short tons)

| Commodity   | Grand Total    | Domestic   |                 |                 |            |                  |                 |                |
|---|----------------|------------|-----------------|-----------------|------------|------------------|-----------------|----------------|
|   |                | Coastwise  |                 | Internal        |            |                  |                 |                |
|   |                | Receipts   | Through Downbnd | Inbound Upbound | Downbnd    | Outbound Downbnd | Through Upbound | Downbnd        |
| <b>Total, all commodities</b>                                   | <b>7,262</b>   | <b>2</b>   | <b>12</b>       | <b>552</b>      | <b>24</b>  | <b>1,634</b>     | <b>1,801</b>    | <b>3,238</b>   |
| <b>Total petroleum and petroleum products</b>                   | <b>2,036</b>   | <b>---</b> | <b>---</b>      | <b>331</b>      | <b>4</b>   | <b>1</b>         | <b>1,700</b>    | <b>---</b>     |
| <b>Subtotal petroleum products</b>                              | <b>2,036</b>   | <b>---</b> | <b>---</b>      | <b>331</b>      | <b>4</b>   | <b>1</b>         | <b>1,700</b>    | <b>---</b>     |
| 2211 gasoline   | 1,103          | ---        | ---             | ---             | ---        | 1                | 1,102           | ---            |
| 2330 distillate fuel oil  | 6              | ---        | ---             | 2               | ---        | ---              | 4               | ---            |
| 2340 residual fuel oil  | 927            | ---        | ---             | 329             | 4          | ---              | 594             | ---            |
| <b>Total chemicals and related products</b>                     | <b>119</b>     | <b>---</b> | <b>12</b>       | <b>26</b>       | <b>19</b>  | <b>3</b>         | <b>54</b>       | <b>6</b>       |
| <b>Subtotal fertilizers</b>                                     | <b>109</b>     | <b>---</b> | <b>9</b>        | <b>26</b>       | <b>19</b>  | <b>3</b>         | <b>47</b>       | <b>6</b>       |
| 3110 nitrogenous fert.  | 107            | ---        | 9               | 26              | 19         | 1                | 47              | 6              |
| 3190 fert. & mixes nec  | 2              | ---        | ---             | ---             | ---        | 2                | ---             | ---            |
| <b>Subtotal other chemicals and related products</b>            | <b>10</b>      | <b>---</b> | <b>3</b>        | <b>---</b>      | <b>---</b> | <b>---</b>       | <b>7</b>        | <b>---</b>     |
| 3273 ammonia  | 7              | ---        | ---             | ---             | ---        | ---              | 7               | ---            |
| 3276 metallic salts   | 3              | ---        | 3               | ---             | ---        | ---              | ---             | ---            |
| <b>Total crude materials, inedible except fuels</b>             | <b>1,278</b>   | <b>2</b>   | <b>---</b>      | <b>---</b>      | <b>---</b> | <b>1,142</b>     | <b>40</b>       | <b>94</b>      |
| <b>Subtotal forest products, wood and chips</b>                 | <b>257</b>     | <b>2</b>   | <b>---</b>      | <b>---</b>      | <b>---</b> | <b>160</b>       | <b>40</b>       | <b>55</b>      |
| 4161 wood chips   | 217            | 2          | ---             | ---             | ---        | 160              | ---             | 55             |
| 4170 wood in the rough  | 40             | ---        | ---             | ---             | ---        | ---              | 40              | ---            |
| <b>Subtotal pulp and waste paper</b>                            | <b>7</b>       | <b>---</b> | <b>---</b>      | <b>---</b>      | <b>---</b> | <b>---</b>       | <b>---</b>      | <b>7</b>       |
| 4225 pulp & waste paper   | 7              | ---        | ---             | ---             | ---        | ---              | ---             | 7              |
| <b>Subtotal soil, sand, gravel, rock and stone</b>              | <b>981</b>     | <b>---</b> | <b>---</b>      | <b>---</b>      | <b>---</b> | <b>981</b>       | <b>---</b>      | <b>---</b>     |
| 4331 sand & gravel  | 981            | ---        | ---             | ---             | ---        | 981              | ---             | ---            |
| <b>Subtotal iron ore and scrap</b>                              | <b>33</b>      | <b>---</b> | <b>---</b>      | <b>---</b>      | <b>---</b> | <b>0</b>         | <b>---</b>      | <b>32</b>      |
| 4420 iron & steel scrap   | 33             | ---        | ---             | ---             | ---        | 0                | ---             | 32             |
| <b>Total primary manufactured goods</b>                         | <b>5</b>       | <b>---</b> | <b>---</b>      | <b>---</b>      | <b>---</b> | <b>0</b>         | <b>0</b>        | <b>5</b>       |
| <b>Subtotal paper products</b>                                  | <b>5</b>       | <b>---</b> | <b>---</b>      | <b>---</b>      | <b>---</b> | <b>0</b>         | <b>0</b>        | <b>5</b>       |
| 5190 paper products nec   | 5              | ---        | ---             | ---             | ---        | 0                | 0               | 5              |
| <b>Total food and farm products</b>                             | <b>3,416</b>   | <b>---</b> | <b>---</b>      | <b>---</b>      | <b>---</b> | <b>411</b>       | <b>---</b>      | <b>3,005</b>   |
| <b>Subtotal grain</b>   | <b>3,291</b>   | <b>---</b> | <b>---</b>      | <b>---</b>      | <b>---</b> | <b>308</b>       | <b>---</b>      | <b>2,983</b>   |
| 6241 wheat  | 3,137          | ---        | ---             | ---             | ---        | 300              | ---             | 2,837          |
| 6443 barley & rye   | 154            | ---        | ---             | ---             | ---        | 8                | ---             | 146            |
| <b>Subtotal vegetable products</b>                              | <b>11</b>      | <b>---</b> | <b>---</b>      | <b>---</b>      | <b>---</b> | <b>10</b>        | <b>---</b>      | <b>1</b>       |
| 6654 vegetables & prod.   | 11             | ---        | ---             | ---             | ---        | 10               | ---             | 1              |
| <b>Subtotal processed grain and animal feed</b>                 | <b>34</b>      | <b>---</b> | <b>---</b>      | <b>---</b>      | <b>---</b> | <b>19</b>        | <b>---</b>      | <b>15</b>      |
| 6781 hay & fodder   | 34             | ---        | ---             | ---             | ---        | 19               | ---             | 15             |
| <b>Subtotal other agricultural products</b>                     | <b>80</b>      | <b>---</b> | <b>---</b>      | <b>---</b>      | <b>---</b> | <b>74</b>        | <b>---</b>      | <b>6</b>       |
| 6822 dairy products   | 6              | ---        | ---             | ---             | ---        | ---              | ---             | 6              |
| 6887 groceries  | 72             | ---        | ---             | ---             | ---        | 72               | ---             | ---            |
| 6889 food products nec  | 2              | ---        | ---             | ---             | ---        | 2                | ---             | ---            |
| <b>Total all manufactured equipment, machinery and products</b> | <b>213</b>     | <b>---</b> | <b>---</b>      | <b>0</b>        | <b>---</b> | <b>78</b>        | <b>6</b>        | <b>129</b>     |
| 7900 manufac. prod. nec   | 213            | ---        | ---             | 0               | ---        | 78               | 6               | 129            |
| <b>Total waste and scrap nec</b>                                | <b>195</b>     | <b>---</b> | <b>---</b>      | <b>195</b>      | <b>---</b> | <b>---</b>       | <b>---</b>      | <b>---</b>     |
| 8900 waste and scrap nec  | 195            | ---        | ---             | 195             | ---        | ---              | ---             | ---            |
| <b>Ton-miles (x1000)</b>  | <b>608,325</b> | <b>152</b> | <b>1,144</b>    | <b>50,175</b>   | <b>0</b>   | <b>63,012</b>    | <b>176,506</b>  | <b>317,335</b> |

Tons All Traffic (x1000) 7,262  
 Ton-miles All Traffic (x1000) 608,325  
 Total Trip-ton-miles Internal and Intraport (x1000) 1,760,328

PORT OF PORTLAND, OR

Section Included: (Statistics for that section of Portland Harbor below Ross Island Bridge are also included in statistics for Columbia and Lower Willamette Rivers below Vancouver, WA, and Portland, OR, and statistics for section above Ross Island Bridge are also included in statistics for Willamette River above Portland and Yamhill River, OR). Controlling depth: 28 feet from mouth to Broadway Bridge; 20 feet at low water above Ross Island Bridge to Lake Oswego; 9 feet to Oregon City. Project Depth: 40 feet at low water below Broadway Bridge; 30 feet from Broadway Bridge to foot of Ross Island, maintained by port of Portland; 8 feet at low water above foot of

Comparative Statement of Traffic (thousand short tons)

| Year | Total  | Year | Total  | Year | Total  | Year        | Total         |
|------|--------|------|--------|------|--------|-------------|---------------|
| 1993 | 29,804 | 1996 | 29,734 | 1999 | 29,339 | <b>2002</b> | <b>26,635</b> |
| 1994 | 30,164 | 1997 | 29,561 | 2000 | 34,314 |             |               |
| 1995 | 31,256 | 1998 | 29,974 | 2001 | 31,339 |             |               |

Freight Traffic, 2002 (thousand short tons)

| Commodity  | Total         | Foreign      |               | Canadian   |            |
|--|---------------|--------------|---------------|------------|------------|
|  |               | Inbound*     | Outbound*     | Inbound    | Outbound   |
| <b>Total, all commodities</b>                        | <b>15,431</b> | <b>3,301</b> | <b>11,364</b> | <b>765</b> | <b>1</b>   |
| <b>Total petroleum and petroleum products</b>        | <b>836</b>    | <b>524</b>   | <b>72</b>     | <b>240</b> | <b>---</b> |
| <b>Subtotal crude petroleum</b>                      | <b>264</b>    | <b>264</b>   | <b>---</b>    | <b>---</b> | <b>---</b> |
| 2100 crude petroleum                                 | 264           | 264          | ---           | ---        | ---        |
| <b>Subtotal petroleum products</b>                   | <b>572</b>    | <b>260</b>   | <b>72</b>     | <b>240</b> | <b>---</b> |
| 2211 gasoline  | 281           | 215          | ---           | 66         | ---        |
| 2221 kerosene  | 4             | ---          | ---           | 4          | ---        |
| 2330 distillate fuel oil                             | 85            | ---          | ---           | 85         | ---        |
| 2340 residual fuel oil                               | 119           | 35           | ---           | 84         | ---        |
| 2350 lube oil & greases                              | 0             | 0            | 0             | ---        | ---        |
| 2410 petro. jelly & waxes                            | 0             | 0            | 0             | ---        | ---        |
| 2429 naphtha & solvents                              | 1             | ---          | 1             | ---        | ---        |
| 2430 asphalt, tar & pitch                            | 10            | 10           | ---           | ---        | ---        |
| 2540 petroleum coke                                  | 71            | ---          | 71            | ---        | ---        |
| <b>Total chemicals and related products</b>          | <b>4,378</b>  | <b>305</b>   | <b>4,020</b>  | <b>54</b>  | <b>---</b> |
| <b>Subtotal fertilizers</b>                          | <b>1,520</b>  | <b>151</b>   | <b>1,357</b>  | <b>12</b>  | <b>---</b> |
| 3110 nitrogenous fert.                               | 163           | 151          | ---           | 12         | ---        |
| 3120 phosphatic fert.                                | 0             | ---          | 0             | ---        | ---        |
| 3130 potassic fert.                                  | 1,349         | ---          | 1,349         | ---        | ---        |
| 3190 fert. & mixes nec                               | 8             | 0            | 8             | ---        | ---        |
| <b>Subtotal other chemicals and related products</b> | <b>2,859</b>  | <b>153</b>   | <b>2,663</b>  | <b>42</b>  | <b>---</b> |
| 3212 benzene & toluene                               | 0             | 0            | ---           | ---        | ---        |
| 3219 other hydrocarbons                              | 0             | 0            | 0             | ---        | ---        |
| 3220 alcohols  | 83            | 82           | 1             | ---        | ---        |
| 3230 carboxylic acids                                | 5             | 0            | 5             | ---        | ---        |
| 3240 nitrogen func. comp.                            | 0             | ---          | 0             | ---        | ---        |
| 3250 organo - inorg. comp.                           | 0             | 0            | 0             | ---        | ---        |
| 3260 organic comp. nec                               | 4             | 1            | 3             | ---        | ---        |
| 3272 sulphuric acid                                  | 0             | ---          | 0             | ---        | ---        |
| 3273 ammonia   | 71            | 46           | 0             | 25         | ---        |
| 3274 sodium hydroxide                                | 0             | ---          | 0             | ---        | ---        |
| 3275 inorg. elem., oxides, & halogen salts           | 42            | 3            | 39            | ---        | ---        |
| 3276 metallic salts                                  | 2,520         | 2            | 2,518         | ---        | ---        |
| 3279 inorganic chem. nec                             | 1             | 1            | 0             | ---        | ---        |
| 3282 pigments & paints                               | 8             | 7            | 1             | ---        | ---        |
| 3283 coloring mat. nec                               | 0             | ---          | 0             | ---        | ---        |
| 3284 medicines                                       | 0             | 0            | 0             | ---        | ---        |
| 3285 perfumes & cleansers                            | 3             | 0            | 2             | ---        | ---        |
| 3286 plastics  | 25            | 7            | 18            | ---        | ---        |
| 3291 pesticides                                      | 0             | 0            | 0             | ---        | ---        |
| 3292 starches, gluten, glue                          | 79            | 1            | 74            | 5          | ---        |
| 3293 explosives                                      | 1             | 1            | ---           | ---        | ---        |
| 3297 chemical additives                              | 0             | 0            | 0             | ---        | ---        |
| 3298 wood & resin chem.                              | 12            | ---          | ---           | 12         | ---        |
| 3299 chem. products nec                              | 3             | 1            | 2             | 0          | ---        |
| <b>Total crude materials, inedible except fuels</b>  | <b>1,187</b>  | <b>272</b>   | <b>448</b>    | <b>467</b> | <b>0</b>   |
| <b>Subtotal forest products, wood and chips</b>      | <b>328</b>    | <b>189</b>   | <b>99</b>     | <b>40</b>  | <b>---</b> |
| 4110 rubber & gums                                   | 0             | 0            | 0             | ---        | ---        |
| 4150 fuel wood                                       | 2             | ---          | 2             | ---        | ---        |
| 4161 wood chips                                      | 32            | ---          | 0             | 32         | ---        |
| 4170 wood in the rough                               | 60            | 50           | 4             | 7          | ---        |
| 4189 lumber  | 232           | 139          | 93            | ---        | ---        |
| 4190 forest products nec                             | 0             | 0            | 0             | ---        | ---        |
| <b>Subtotal pulp and waste paper</b>                 | <b>116</b>    | <b>0</b>     | <b>116</b>    | <b>---</b> | <b>---</b> |
| 4225 pulp & waste paper                              | 116           | 0            | 116           | ---        | ---        |
| <b>Subtotal soil, sand, gravel, rock and stone</b>   | <b>435</b>    | <b>6</b>     | <b>1</b>      | <b>428</b> | <b>0</b>   |
| 4310 building stone                                  | 6             | 6            | 0             | ---        | 0          |
| 4322 limestone                                       | 428           | ---          | 0             | 428        | ---        |
| 4331 sand & gravel                                   | 1             | 0            | 1             | ---        | ---        |
| <b>Subtotal iron ore and scrap</b>                   | <b>272</b>    | <b>76</b>    | <b>195</b>    | <b>---</b> | <b>---</b> |
| 4410 iron ore  | 76            | 76           | ---           | ---        | ---        |
| 4420 iron & steel scrap                              | 195           | ---          | 195           | ---        | ---        |
| <b>Subtotal non-ferrous ores and scrap</b>           | <b>15</b>     | <b>1</b>     | <b>15</b>     | <b>---</b> | <b>---</b> |
| 4650 aluminum ore                                    | 0             | 0            | 0             | ---        | ---        |
| 4680 non-ferrous scrap                               | 15            | ---          | 15            | ---        | ---        |
| 4690 non-ferrous ores nec                            | 0             | 0            | 0             | ---        | ---        |
| <b>Subtotal sulphur, clay and salt</b>               | <b>9</b>      | <b>0</b>     | <b>9</b>      | <b>---</b> | <b>---</b> |
| 4741 sulphur, (dry)                                  | 0             | 0            | ---           | ---        | ---        |
| 4782 clay & refrac. mat.                             | 9             | 0            | 9             | ---        | ---        |



PORT OF PORTLAND, OR  
Freight Traffic, 2002 - continued  
(thousand short tons)

| Commodity   | Total        | Foreign      |              | Canadian   |            |
|---|--------------|--------------|--------------|------------|------------|
|   |              | Inbound*     | Outbound*    | Inbound    | Outbound   |
| <b>Subtotal slag</b>  | <b>0</b>     | <b>---</b>   | <b>0</b>     | <b>---</b> | <b>---</b> |
| 4860 slag   | 0            | ---          | 0            | ---        | ---        |
| <b>Subtotal other non-metal. min.</b>                           | <b>12</b>    | <b>0</b>     | <b>12</b>    | <b>---</b> | <b>---</b> |
| 4900 non-metal. min. nec  | 12           | 0            | 12           | ---        | ---        |
| <b>Total primary manufactured goods</b>                         | <b>1,729</b> | <b>1,361</b> | <b>366</b>   | <b>3</b>   | <b>0</b>   |
| <b>Subtotal paper products</b>                                  | <b>227</b>   | <b>12</b>    | <b>214</b>   | <b>---</b> | <b>---</b> |
| 5110 newsprint  | 0            | ---          | 0            | ---        | ---        |
| 5120 paper & paperboard   | 200          | 9            | 191          | ---        | ---        |
| 5190 paper products nec   | 26           | 3            | 24           | ---        | ---        |
| <b>Subtotal lime, cement and glass</b>                          | <b>552</b>   | <b>501</b>   | <b>51</b>    | <b>1</b>   | <b>---</b> |
| 5220 cement & concrete  | 481          | 481          | 0            | ---        | ---        |
| 5240 glass & glass prod.  | 20           | 3            | 16           | 1          | ---        |
| 5290 misc. mineral prod.  | 52           | 18           | 34           | 0          | ---        |
| <b>Subtotal primary iron and steel products</b>                 | <b>721</b>   | <b>719</b>   | <b>2</b>     | <b>0</b>   | <b>---</b> |
| 5312 pig iron   | 0            | 0            | ---          | 0          | ---        |
| 5315 ferro alloys   | 14           | 14           | ---          | ---        | ---        |
| 5320 i&s primary forms  | 544          | 543          | 1            | ---        | ---        |
| 5330 i&s plates & sheets  | 34           | 34           | 1            | ---        | ---        |
| 5360 i&s bars & shapes  | 4            | 4            | 0            | ---        | ---        |
| 5370 i&s pipe & tube  | 7            | 7            | 0            | ---        | ---        |
| 5390 primary i&s nec  | 117          | 117          | 0            | 0          | ---        |
| <b>Subtotal primary non-ferrous metal products</b>              | <b>171</b>   | <b>98</b>    | <b>72</b>    | <b>2</b>   | <b>0</b>   |
| 5421 copper   | 1            | 0            | 0            | ---        | ---        |
| 5422 aluminum   | 7            | 7            | 0            | ---        | ---        |
| 5429 smelted prod. nec  | 64           | 2            | 62           | ---        | ---        |
| 5480 fab. metal products  | 99           | 88           | 10           | 2          | 0          |
| <b>Subtotal primary wood products</b>                           | <b>58</b>    | <b>31</b>    | <b>27</b>    | <b>---</b> | <b>---</b> |
| 5540 primary wood prod.   | 58           | 31           | 27           | ---        | ---        |
| <b>Total food and farm products</b>                             | <b>6,402</b> | <b>52</b>    | <b>6,349</b> | <b>0</b>   | <b>1</b>   |
| <b>Subtotal fish</b>  | <b>13</b>    | <b>2</b>     | <b>12</b>    | <b>---</b> | <b>---</b> |
| 6134 fish (not shellfish)                                       | 12           | 0            | 12           | ---        | ---        |
| 6136 shellfish  | 2            | 2            | 0            | ---        | ---        |
| <b>Subtotal grain</b>   | <b>5,260</b> | <b>0</b>     | <b>5,260</b> | <b>---</b> | <b>---</b> |
| 6241 wheat  | 5,039        | 0            | 5,039        | ---        | ---        |
| 6344 corn   | 48           | 0            | 48           | ---        | ---        |
| 6442 rice   | 0            | 0            | ---          | ---        | ---        |
| 6443 barley & rye   | 173          | 0            | 173          | ---        | ---        |
| 6445 oats   | 0            | ---          | 0            | ---        | ---        |
| <b>Subtotal oilseeds</b>  | <b>67</b>    | <b>0</b>     | <b>67</b>    | <b>---</b> | <b>---</b> |
| 6522 soybeans   | 7            | 0            | 7            | ---        | ---        |
| 6590 oilseeds nec   | 60           | 0            | 60           | ---        | ---        |
| <b>Subtotal vegetable products</b>                              | <b>231</b>   | <b>7</b>     | <b>223</b>   | <b>0</b>   | <b>0</b>   |
| 6653 vegetable oils   | 2            | 2            | 0            | ---        | 0          |
| 6654 vegetables & prod.   | 228          | 5            | 223          | 0          | 0          |
| <b>Subtotal processed grain and animal feed</b>                 | <b>675</b>   | <b>9</b>     | <b>666</b>   | <b>---</b> | <b>---</b> |
| 6746 wheat flour  | 4            | ---          | 4            | ---        | ---        |
| 6747 grain mill products  | 22           | 0            | 22           | ---        | ---        |
| 6781 hay & fodder   | 517          | 2            | 514          | ---        | ---        |
| 6782 animal feed, prep.   | 131          | 6            | 125          | ---        | ---        |
| <b>Subtotal other agricultural products</b>                     | <b>156</b>   | <b>33</b>    | <b>122</b>   | <b>0</b>   | <b>1</b>   |
| 6811 meat, fresh, frozen  | 13           | 1            | 11           | ---        | ---        |
| 6817 meat, prepared   | 18           | ---          | 18           | ---        | ---        |
| 6822 dairy products   | 23           | 0            | 23           | ---        | ---        |
| 6835 fish, prepared   | 2            | 1            | 0            | ---        | 0          |
| 6839 animals & prod. nec  | 8            | 0            | 8            | ---        | ---        |
| 6856 bananas & plantains  | 0            | 0            | ---          | ---        | ---        |
| 6857 fruit & nuts nec   | 17           | 0            | 17           | ---        | ---        |
| 6858 fruit juices   | 10           | 4            | 6            | ---        | 0          |
| 6861 sugar  | 0            | ---          | 0            | ---        | ---        |
| 6871 coffee   | 3            | 3            | ---          | ---        | ---        |
| 6885 alcoholic beverages  | 18           | 15           | 2            | ---        | 0          |
| 6888 water & ice  | 5            | 4            | ---          | ---        | 0          |
| 6889 food products nec  | 17           | 2            | 15           | 0          | 0          |
| 6891 tobacco & products   | 0            | 0            | 0            | ---        | ---        |
| 6893 cotton   | 1            | 0            | 1            | ---        | ---        |
| 6894 natural fibers nec   | 1            | 0            | 0            | ---        | ---        |
| 6899 farm products nec  | 22           | 2            | 21           | ---        | ---        |
| <b>Total all manufactured equipment, machinery and products</b> | <b>845</b>   | <b>759</b>   | <b>84</b>    | <b>1</b>   | <b>0</b>   |
| 7110 machinery (not elec)                                       | 18           | 9            | 9            | 0          | ---        |
| 7120 electrical machinery                                       | 20           | 15           | 5            | 0          | ---        |
| 7210 vehicles & parts   | 694          | 645          | 49           | 1          | ---        |
| 7220 aircraft & parts   | 0            | 0            | 0            | ---        | ---        |
| 7230 ships & boats  | 0            | 0            | 0            | ---        | ---        |
| 7400 manufac. wood prod.  | 12           | 8            | 4            | 0          | ---        |
| 7500 textile products   | 13           | 7            | 5            | 0          | ---        |
| 7600 rubber & plastic pr.                                       | 29           | 25           | 4            | ---        | ---        |
| 7900 manufac. prod. nec   | 58           | 50           | 8            | 0          | 0          |
| <b>Total unknown or not elsewhere classified</b>                | <b>53</b>    | <b>29</b>    | <b>25</b>    | <b>0</b>   | <b>0</b>   |
| 9900 unknown or nec   | 53           | 29           | 25           | 0          | 0          |

PORT OF PORTLAND, OR  
Freight Traffic, 2002 - continued  
(thousand short tons)

| Commodity   | Total         | Domestic     |            |              |              |            |
|---|---------------|--------------|------------|--------------|--------------|------------|
|   |               | Coastwise    |            | Internal     |              |            |
|   |               | Receipts     | Shipments  | Receipts     | Shipments    | Intraport  |
| <b>Total, all commodities</b>                                   | <b>11,204</b> | <b>3,548</b> | <b>260</b> | <b>4,374</b> | <b>2,139</b> | <b>883</b> |
| <b>Total petroleum and petroleum products</b>                   | <b>6,029</b>  | <b>3,407</b> | <b>201</b> | <b>58</b>    | <b>2,113</b> | <b>250</b> |
| <b>Subtotal crude petroleum</b>                                 | <b>6</b>      | <b>6</b>     | <b>—</b>   | <b>—</b>     | <b>—</b>     | <b>—</b>   |
| 2100 crude petroleum  | 6             | 6            | —          | —            | —            | —          |
| <b>Subtotal petroleum products</b>                              | <b>6,023</b>  | <b>3,401</b> | <b>201</b> | <b>58</b>    | <b>2,113</b> | <b>250</b> |
| 2211 gasoline   | 3,409         | 2,210        | 33         | 45           | 1,093        | 28         |
| 2330 distillate fuel oil  | 776           | 660          | 48         | —            | 14           | 54         |
| 2340 residual fuel oil  | 1,609         | 379          | 44         | 13           | 1,005        | 167        |
| 2350 lube oil & greases   | 144           | 144          | —          | —            | 1            | 0          |
| 2429 naphtha & solvents   | 11            | —            | 11         | —            | —            | —          |
| 2430 asphalt, tar & pitch                                       | 66            | —            | 66         | —            | —            | —          |
| 2540 petroleum coke   | 7             | 7            | —          | —            | —            | —          |
| <b>Total chemicals and related products</b>                     | <b>193</b>    | <b>141</b>   | <b>16</b>  | <b>9</b>     | <b>10</b>    | <b>17</b>  |
| <b>Subtotal fertilizers</b>                                     | <b>123</b>    | <b>111</b>   | <b>—</b>   | <b>9</b>     | <b>3</b>     | <b>—</b>   |
| 3110 nitrogenous fert.  | 123           | 111          | —          | 9            | 3            | —          |
| <b>Subtotal other chemicals and related products</b>            | <b>69</b>     | <b>30</b>    | <b>16</b>  | <b>—</b>     | <b>7</b>     | <b>17</b>  |
| 3212 benzene & toluene  | 30            | 18           | 12         | —            | —            | —          |
| 3220 alcohols   | 25            | 5            | 3          | —            | —            | 17         |
| 3273 ammonia  | 7             | —            | —          | —            | 7            | —          |
| 3286 plastics   | 1             | —            | 1          | —            | —            | —          |
| 3297 chemical additives   | 6             | 6            | —          | —            | —            | —          |
| <b>Total crude materials, inedible except fuels</b>             | <b>2,804</b>  | <b>—</b>     | <b>22</b>  | <b>2,164</b> | <b>4</b>     | <b>614</b> |
| <b>Subtotal forest products, wood and chips</b>                 | <b>31</b>     | <b>—</b>     | <b>22</b>  | <b>5</b>     | <b>—</b>     | <b>4</b>   |
| 4161 wood chips   | 4             | —            | —          | 4            | —            | —          |
| 4170 wood in the rough  | 5             | —            | 2          | —            | —            | 4          |
| 4189 lumber   | 22            | —            | 20         | 1            | —            | —          |
| <b>Subtotal soil, sand, gravel, rock and stone</b>              | <b>2,740</b>  | <b>—</b>     | <b>—</b>   | <b>2,126</b> | <b>4</b>     | <b>610</b> |
| 4331 sand & gravel  | 2,740         | —            | —          | 2,126        | 4            | 610        |
| <b>Subtotal iron ore and scrap</b>                              | <b>33</b>     | <b>—</b>     | <b>—</b>   | <b>33</b>    | <b>—</b>     | <b>—</b>   |
| 4420 iron & steel scrap   | 33            | —            | —          | 33           | —            | —          |
| <b>Subtotal other non-metal. min.</b>                           | <b>0</b>      | <b>—</b>     | <b>0</b>   | <b>—</b>     | <b>—</b>     | <b>—</b>   |
| 4900 non-metal. min. nec  | 0             | —            | 0          | —            | —            | —          |
| <b>Total primary manufactured goods</b>                         | <b>28</b>     | <b>—</b>     | <b>20</b>  | <b>7</b>     | <b>0</b>     | <b>—</b>   |
| <b>Subtotal paper products</b>                                  | <b>7</b>      | <b>—</b>     | <b>0</b>   | <b>7</b>     | <b>0</b>     | <b>—</b>   |
| 5190 paper products nec   | 7             | —            | 0          | 7            | 0            | —          |
| <b>Subtotal primary iron and steel products</b>                 | <b>14</b>     | <b>—</b>     | <b>13</b>  | <b>0</b>     | <b>—</b>     | <b>—</b>   |
| 5360 i&s bars & shapes  | 14            | —            | 13         | 0            | —            | —          |
| <b>Subtotal primary non-ferrous metal products</b>              | <b>1</b>      | <b>—</b>     | <b>1</b>   | <b>—</b>     | <b>—</b>     | <b>—</b>   |
| 5480 fab. metal products  | 1             | —            | 1          | —            | —            | —          |
| <b>Subtotal primary wood products</b>                           | <b>7</b>      | <b>—</b>     | <b>6</b>   | <b>0</b>     | <b>—</b>     | <b>—</b>   |
| 5540 primary wood prod.   | 7             | —            | 6          | 0            | —            | —          |
| <b>Total food and farm products</b>                             | <b>1,962</b>  | <b>0</b>     | <b>0</b>   | <b>1,959</b> | <b>—</b>     | <b>2</b>   |
| <b>Subtotal grain</b>   | <b>1,838</b>  | <b>—</b>     | <b>—</b>   | <b>1,836</b> | <b>—</b>     | <b>2</b>   |
| 6241 wheat  | 1,735         | —            | —          | 1,733        | —            | 2          |
| 6443 barley & rye   | 103           | —            | —          | 103          | —            | —          |
| <b>Subtotal vegetable products</b>                              | <b>11</b>     | <b>—</b>     | <b>—</b>   | <b>11</b>    | <b>—</b>     | <b>—</b>   |
| 6654 vegetables & prod.   | 11            | —            | —          | 11           | —            | —          |
| <b>Subtotal processed grain and animal feed</b>                 | <b>34</b>     | <b>0</b>     | <b>—</b>   | <b>34</b>    | <b>—</b>     | <b>—</b>   |
| 6781 hay & fodder   | 34            | —            | —          | 34           | —            | —          |
| 6782 animal feed, prep.   | 0             | 0            | —          | —            | —            | —          |
| <b>Subtotal other agricultural products</b>                     | <b>79</b>     | <b>—</b>     | <b>0</b>   | <b>79</b>    | <b>—</b>     | <b>—</b>   |
| 6822 dairy products   | 6             | —            | —          | 6            | —            | —          |
| 6858 fruit juices   | 0             | —            | 0          | —            | —            | —          |
| 6887 groceries  | 70            | —            | —          | 70           | —            | —          |
| 6889 food products nec  | 2             | —            | —          | 2            | —            | —          |
| <b>Total all manufactured equipment, machinery and products</b> | <b>188</b>    | <b>—</b>     | <b>1</b>   | <b>175</b>   | <b>12</b>    | <b>—</b>   |
| 7110 machinery (not elec)                                       | 0             | —            | 0          | —            | 0            | —          |
| 7210 vehicles & parts   | 0             | —            | 0          | —            | —            | —          |
| 7230 ships & boats  | 0             | —            | 0          | —            | —            | —          |
| 7900 manufac. prod. nec   | 187           | —            | 0          | 175          | 12           | —          |
| <b>Total unknown or not elsewhere classified</b>                | <b>0</b>      | <b>0</b>     | <b>—</b>   | <b>—</b>     | <b>—</b>     | <b>—</b>   |
| 9900 unknown or nec   | 0             | 0            | —          | —            | —            | —          |

\*Includes 12,564 tons of foreign inbound in-transits; Includes 157,862 tons of foreign outbound in-transits.

WILLAMETTE RIVER ABOVE PORTLAND AND YAMHILL RIVER, OR

Section Included: Willamette River from Portland to Harrisburg, OR, a distance of 159 miles, and Yamhill River from mouth to mile 4.0. Controlling Depth: 8 feet from Portland to Oregon City; 3 feet to Corvallis; 4 feet on Yamhill River from mouth to mile 4.0. Project Depth: Willamette River, 8 feet from Portland to Oregon City; 6 feet from Oregon City to mouth of Santiam River; 5 feet from mouth of Santiam River to Albany; 2.5 feet to 3.5 feet from Albany to Corvallis; no depths prescribed from Corvallis to Harrisburg; Yamhill River, 4 feet from mouth to mile 4.0.

Comparative Statement of Traffic (thousand short tons)

| Year | Total | Year | Total | Year | Total | Year        | Total        |
|------|-------|------|-------|------|-------|-------------|--------------|
| 1993 | 1,375 | 1996 | 1,360 | 1999 | 748   | <b>2002</b> | <b>1,623</b> |
| 1994 | 1,481 | 1997 | 1,353 | 2000 | 872   |             |              |
| 1995 | 1,486 | 1998 | 1,055 | 2001 | 1,601 |             |              |

Freight Traffic, 2002 (thousand short tons)

| Commodity   | Grand Total  | Internal   |            |            |            |
|---|--------------|------------|------------|------------|------------|
|   |              | Inbound    | Outbound   | Intra      |            |
|   |              | Upbound    | Downbnd    | Upbound    | Downbnd    |
| <b>Total, all commodities</b>                       | <b>1,623</b> | <b>846</b> | <b>614</b> | <b>93</b>  | <b>70</b>  |
| <b>Total crude materials, inedible except fuels</b> | <b>1,623</b> | <b>846</b> | <b>614</b> | <b>93</b>  | <b>70</b>  |
| <b>Subtotal forest products, wood and chips</b>     | <b>4</b>     | <b>4</b>   | <b>—</b>   | <b>—</b>   | <b>—</b>   |
| 4161 wood chips                                     | 4            | 4          | —          | —          | —          |
| <b>Subtotal soil, sand, gravel, rock and stone</b>  | <b>1,619</b> | <b>842</b> | <b>614</b> | <b>93</b>  | <b>70</b>  |
| 4331 sand & gravel                                  | 1,619        | 842        | 614        | 93         | 70         |
| <b>Ton-miles (x1000)</b>                            | <b>1,529</b> | <b>0</b>   | <b>0</b>   | <b>694</b> | <b>835</b> |

Tons All Traffic (x1000) **1,623**  
 Ton-miles All Traffic (x1000) **1,529**  
 Total Trip-ton-miles Internal and Intraport (x1000) **100,044**

COOS BAY, OR

Section Included: From sea to Millington, a distance of 17 miles. (Same section and statistics apply to Port of Coos Bay). Maintained Depth: 47 feet in entrance channel: 37 feet in inner channel to mile 15; 22 feet in Isthmus Slough to Millington. Turning basins of 37 feet deep opposite Coalbank Slough and at the city of North Bend. Anchorage basins 37 feet at mile 3.5 and near mile 7; a channel 22 feet deep from Smith's Mill (mile 15) to Millington; mooring basin for small boats at Charleston, with a connecting channel 16 feet deep, maintained by local interest, to deep water in Coos Bay.

Comparative Statement of Traffic (thousand short tons)

| Year | Total | Year | Total | Year | Total | Year        | Total        |
|------|-------|------|-------|------|-------|-------------|--------------|
| 1993 | 5,413 | 1996 | 3,322 | 1999 | 2,631 | <b>2002</b> | <b>1,707</b> |
| 1994 | 3,744 | 1997 | 3,164 | 2000 | 2,210 |             |              |
| 1995 | 3,628 | 1998 | 2,773 | 2001 | 1,704 |             |              |

Freight Traffic, 2002 (thousand short tons)

| Commodity   | Grand Total  | Foreign  |              | Canadian   | Domestic   |           |            |
|---|--------------|----------|--------------|------------|------------|-----------|------------|
|   |              | Inbound  | Outbound*    | Inbound    | Total      | Coastwise |            |
|   |              |          |              |            |            | Receipts  | Shipments  |
| <b>Total, all commodities</b>                                   | <b>1,707</b> | <b>5</b> | <b>1,217</b> | <b>146</b> | <b>339</b> | <b>27</b> | <b>312</b> |
| <b>Total petroleum and petroleum products</b>                   | <b>12</b>    | <b>—</b> | <b>—</b>     | <b>—</b>   | <b>12</b>  | <b>—</b>  | <b>12</b>  |
| <b>Subtotal petroleum products</b>                              | <b>12</b>    | <b>—</b> | <b>—</b>     | <b>—</b>   | <b>12</b>  | <b>—</b>  | <b>12</b>  |
| 2330 distillate fuel oil  | 12           | —        | —            | —          | 12         | —         | 12         |
| <b>Total crude materials, inedible except fuels</b>             | <b>1,680</b> | <b>5</b> | <b>1,216</b> | <b>146</b> | <b>312</b> | <b>27</b> | <b>285</b> |
| <b>Subtotal forest products, wood and chips</b>                 | <b>1,680</b> | <b>5</b> | <b>1,216</b> | <b>146</b> | <b>312</b> | <b>27</b> | <b>285</b> |
| 4161 wood chips   | 1,260        | —        | 1,084        | 5          | 171        | —         | 171        |
| 4170 wood in the rough  | 302          | 5        | 129          | 141        | 27         | 27        | —          |
| 4189 lumber   | 118          | —        | 4            | —          | 115        | —         | 115        |
| <b>Total primary manufactured goods</b>                         | <b>15</b>    | <b>—</b> | <b>0</b>     | <b>0</b>   | <b>15</b>  | <b>—</b>  | <b>15</b>  |
| <b>Subtotal primary non-ferrous metal products</b>              | <b>0</b>     | <b>—</b> | <b>—</b>     | <b>0</b>   | <b>—</b>   | <b>—</b>  | <b>—</b>   |
| 5480 fab. metal products  | 0            | —        | —            | 0          | —          | —         | —          |
| <b>Subtotal primary wood products</b>                           | <b>15</b>    | <b>—</b> | <b>0</b>     | <b>—</b>   | <b>15</b>  | <b>—</b>  | <b>15</b>  |
| 5540 primary wood prod.   | 15           | —        | 0            | —          | 15         | —         | 15         |
| <b>Total all manufactured equipment, machinery and products</b> | <b>0</b>     | <b>—</b> | <b>0</b>     | <b>0</b>   | <b>0</b>   | <b>—</b>  | <b>0</b>   |
| 7110 machinery (not elec)                                       | 0            | —        | 0            | —          | —          | —         | —          |
| 7400 manufac. wood prod.  | 0            | —        | 0            | —          | —          | —         | —          |
| 7600 rubber & plastic pr.                                       | 0            | —        | 0            | —          | 0          | —         | 0          |
| 7900 manufac. prod. nec   | 0            | —        | —            | 0          | —          | —         | —          |
| <b>Total unknown or not elsewhere classified</b>                | <b>0</b>     | <b>—</b> | <b>—</b>     | <b>0</b>   | <b>—</b>   | <b>—</b>  | <b>—</b>   |
| 9900 unknown or nec   | 0            | —        | —            | 0          | —          | —         | —          |

\*Includes 312 tons of foreign outbound in-transits.

UMPQUA RIVER, OR

Section Included: Entrance to Reedsport, a distance of about 12 miles. (Same section and statistics apply to port of Umpqua.) Controlling Depth: 23 feet on the bar, 23 feet from entrance to mile 3, 19 feet mile 3 to 8, 18 feet mile 8 to 12 and 22 feet in turning basin. Project Depth: entrance 26 feet and 22 feet from mouth to Reedsport with a turning basin at Reedsport; a side channel and mooring and turning basin 12 feet deep at Winchester Bay; a channel 22 feet deep with turning basin at Gardiner.

Comparative Statement of Traffic (thousand short tons)

| Year | Total | Year | Total | Year | Total | Year        | Total      |
|------|-------|------|-------|------|-------|-------------|------------|
| 1993 | 207   | 1996 | 189   | 1999 | 246   | <b>2002</b> | <b>326</b> |
| 1994 | 232   | 1997 | 214   | 2000 | 239   |             |            |
| 1995 | 212   | 1998 | 327   | 2001 | 66    |             |            |
|      |       |      |       |      |       |             |            |

Freight Traffic, 2002 (thousand short tons)

| Commodity  | Grand Total  | Domestic     |
|--|--------------|--------------|
|  |              | Internal     |
|  |              | Intra        |
|  |              | Upbound      |
| <b>Total, all commodities</b>                              | <b>326</b>   | <b>326</b>   |
| <b>Total crude materials, inedible except fuels</b>        | <b>326</b>   | <b>326</b>   |
| <b>Subtotal soil, sand, gravel, rock and stone</b>         | <b>326</b>   | <b>326</b>   |
| 4331 sand & gravel   | 326          | 326          |
| <b>Ton-miles (x1000)</b>                                   | <b>3,583</b> | <b>3,583</b> |
| <b>Tons All Traffic (x1000)</b>                            | <b>326</b>   |              |
| <b>Ton-miles All Traffic (x1000)</b>                       | <b>3,583</b> |              |
| <b>Total Trip-ton-miles Internal and Intraport (x1000)</b> | <b>3,583</b> |              |

COLUMBIA RIVER SYSTEM

Section Included: Main channels and all navigable tributaries of the Columbia, Willamette and Snake Rivers.

Comparative Statement of Traffic (thousand short tons)

| Year | Total  | Year | Total  | Year | Total  | Year        | Total         |
|------|--------|------|--------|------|--------|-------------|---------------|
| 1993 | 53,558 | 1996 | 54,023 | 1999 | 51,766 | <b>2002</b> | <b>45,982</b> |
| 1994 | 52,607 | 1997 | 54,257 | 2000 | 56,159 |             |               |
| 1995 | 60,092 | 1998 | 50,435 | 2001 | 51,410 |             |               |
|      |        |      |        |      |        |             |               |

Freight Traffic, 2002 (thousand short tons)

| Commodity  | Total         | Foreign      |               | Canadian   |            |
|--|---------------|--------------|---------------|------------|------------|
|  |               | Inbound*     | Outbound*     | Inbound    | Outbound   |
| <b>Total, all commodities</b>                        | <b>29,521</b> | <b>4,731</b> | <b>23,788</b> | <b>983</b> | <b>19</b>  |
| <b>Total coal</b>                                    | <b>7</b>      | <b>7</b>     | <b>---</b>    | <b>---</b> | <b>---</b> |
| 1100 coal lignite                                    | 7             | 7            | ---           | ---        | ---        |
| <b>Total petroleum and petroleum products</b>        | <b>1,795</b>  | <b>571</b>   | <b>942</b>    | <b>265</b> | <b>18</b>  |
| <b>Subtotal crude petroleum</b>                      | <b>264</b>    | <b>264</b>   | <b>---</b>    | <b>---</b> | <b>---</b> |
| 2100 crude petroleum                                 | 264           | 264          | ---           | ---        | ---        |
| <b>Subtotal petroleum products</b>                   | <b>1,531</b>  | <b>307</b>   | <b>942</b>    | <b>265</b> | <b>18</b>  |
| 2211 gasoline  | 320           | 253          | ---           | 66         | ---        |
| 2221 kerosene  | 4             | ---          | ---           | 4          | ---        |
| 2330 distillate fuel oil                             | 110           | ---          | ---           | 110        | ---        |
| 2340 residual fuel oil                               | 119           | 35           | ---           | 84         | ---        |
| 2350 lube oil & greases                              | 0             | 0            | 0             | ---        | ---        |
| 2410 petro. jelly & waxes                            | 0             | 0            | 0             | ---        | ---        |
| 2429 naphtha & solvents                              | 1             | ---          | 1             | ---        | ---        |
| 2430 asphalt, tar & pitch                            | 19            | 19           | ---           | ---        | ---        |
| 2540 petroleum coke                                  | 958           | ---          | 940           | ---        | 18         |
| <b>Total chemicals and related products</b>          | <b>5,230</b>  | <b>574</b>   | <b>4,459</b>  | <b>198</b> | <b>---</b> |
| <b>Subtotal fertilizers</b>                          | <b>1,634</b>  | <b>217</b>   | <b>1,405</b>  | <b>12</b>  | <b>---</b> |
| 3110 nitrogenous fert.                               | 223           | 211          | ---           | 12         | ---        |
| 3120 phosphatic fert.                                | 0             | ---          | 0             | ---        | ---        |
| 3130 potassic fert.                                  | 1,397         | ---          | 1,397         | ---        | ---        |
| 3190 fert. & mixes nec                               | 14            | 6            | 8             | ---        | ---        |
| <b>Subtotal other chemicals and related products</b> | <b>3,596</b>  | <b>357</b>   | <b>3,053</b>  | <b>186</b> | <b>---</b> |
| 3212 benzene & toluene                               | 55            | 55           | ---           | ---        | ---        |
| 3219 other hydrocarbons                              | 0             | 0            | 0             | ---        | ---        |
| 3220 alcohols  | 83            | 82           | 1             | ---        | ---        |
| 3230 carboxylic acids                                | 5             | 0            | 5             | ---        | ---        |
| 3240 nitrogen func. comp.                            | 0             | ---          | 0             | ---        | ---        |
| 3250 organo - inorg. comp.                           | 0             | 0            | 0             | ---        | ---        |
| 3260 organic comp. nec                               | 4             | 1            | 3             | ---        | ---        |
| 3272 sulphuric acid                                  | 0             | ---          | 0             | ---        | ---        |
| 3273 ammonia   | 71            | 46           | 0             | 25         | ---        |
| 3274 sodium hydroxide                                | 174           | 149          | 0             | 24         | ---        |
| 3275 inorg. elem., oxides, & halogen salts           | 42            | 3            | 39            | ---        | ---        |
| 3276 metallic salts                                  | 2,593         | 2            | 2,591         | ---        | ---        |
| 3279 inorganic chem. nec                             | 3             | 1            | 2             | ---        | ---        |

COLUMBIA RIVER SYSTEM  
Freight Traffic, 2002 - continued  
(thousand short tons)

| Commodity   | Total         | Foreign      |               | Canadian   |          |
|---|---------------|--------------|---------------|------------|----------|
|   |               | Inbound*     | Outbound*     | Inbound    | Outbound |
| 3282 pigments & paints                              | 8             | 7            | 1             | —          | —        |
| 3283 coloring mat. nec                              | 0             | —            | 0             | —          | —        |
| 3284 medicines                                      | 0             | 0            | 0             | —          | —        |
| 3285 perfumes & cleansers                           | 6             | 0            | 6             | —          | —        |
| 3286 plastics                                       | 25            | 7            | 18            | —          | —        |
| 3291 pesticides                                     | 0             | 0            | 0             | —          | —        |
| 3292 starches, gluten, glue                         | 510           | 1            | 386           | 124        | —        |
| 3293 explosives                                     | 1             | 1            | —             | —          | —        |
| 3297 chemical additives                             | 0             | 0            | 0             | —          | —        |
| 3298 wood & resin chem.                             | 12            | —            | —             | 12         | —        |
| 3299 chem. products nec                             | 3             | 1            | 2             | 0          | —        |
| <b>Total crude materials, inedible except fuels</b> | <b>3,668</b>  | <b>762</b>   | <b>2,389</b>  | <b>516</b> | <b>0</b> |
| <b>Subtotal forest products, wood and chips</b>     | <b>1,983</b>  | <b>206</b>   | <b>1,690</b>  | <b>88</b>  | <b>—</b> |
| 4110 rubber & gums                                  | 0             | 0            | 0             | —          | —        |
| 4150 fuel wood                                      | 5             | —            | 3             | 3          | —        |
| 4161 wood chips                                     | 65            | —            | 0             | 65         | —        |
| 4170 wood in the rough                              | 1,641         | 50           | 1,572         | 19         | —        |
| 4189 lumber   | 272           | 156          | 115           | 1          | —        |
| 4190 forest products nec                            | 0             | 0            | 0             | —          | —        |
| <b>Subtotal pulp and waste paper</b>                | <b>221</b>    | <b>40</b>    | <b>181</b>    | <b>—</b>   | <b>—</b> |
| 4225 pulp & waste paper                             | 221           | 40           | 181           | —          | —        |
| <b>Subtotal soil, sand, gravel, rock and stone</b>  | <b>868</b>    | <b>439</b>   | <b>1</b>      | <b>428</b> | <b>0</b> |
| 4310 building stone                                 | 6             | 6            | 0             | —          | 0        |
| 4322 limestone                                      | 428           | —            | 0             | 428        | —        |
| 4323 gypsum   | 433           | 433          | —             | —          | —        |
| 4331 sand & gravel                                  | 1             | 0            | 1             | —          | —        |
| <b>Subtotal iron ore and scrap</b>                  | <b>272</b>    | <b>76</b>    | <b>195</b>    | <b>—</b>   | <b>—</b> |
| 4410 iron ore                                       | 76            | 76           | —             | —          | —        |
| 4420 iron & steel scrap                             | 195           | —            | 195           | —          | —        |
| <b>Subtotal non-ferrous ores and scrap</b>          | <b>15</b>     | <b>1</b>     | <b>15</b>     | <b>—</b>   | <b>—</b> |
| 4650 aluminum ore                                   | 0             | 0            | 0             | —          | —        |
| 4680 non-ferrous scrap                              | 15            | —            | 15            | —          | —        |
| 4690 non-ferrous ores nec                           | 0             | 0            | 0             | —          | —        |
| <b>Subtotal sulphur, clay and salt</b>              | <b>289</b>    | <b>0</b>     | <b>289</b>    | <b>—</b>   | <b>—</b> |
| 4741 sulphur, (dry)                                 | 0             | 0            | —             | —          | —        |
| 4782 clay & refrac. mat.                            | 289           | 0            | 289           | —          | —        |
| <b>Subtotal slag</b>                                | <b>0</b>      | <b>—</b>     | <b>0</b>      | <b>—</b>   | <b>—</b> |
| 4860 slag   | 0             | —            | 0             | —          | —        |
| <b>Subtotal other non-metal. min.</b>               | <b>19</b>     | <b>0</b>     | <b>19</b>     | <b>—</b>   | <b>—</b> |
| 4900 non-metal. min. nec                            | 19            | 0            | 19            | —          | —        |
| <b>Total primary manufactured goods</b>             | <b>2,551</b>  | <b>1,844</b> | <b>704</b>    | <b>3</b>   | <b>0</b> |
| <b>Subtotal paper products</b>                      | <b>560</b>    | <b>14</b>    | <b>546</b>    | <b>—</b>   | <b>—</b> |
| 5110 newsprint                                      | 332           | 2            | 330           | —          | —        |
| 5120 paper & paperboard                             | 201           | 9            | 192           | —          | —        |
| 5190 paper products nec                             | 26            | 3            | 24            | —          | —        |
| <b>Subtotal lime, cement and glass</b>              | <b>552</b>    | <b>501</b>   | <b>51</b>     | <b>1</b>   | <b>—</b> |
| 5220 cement & concrete                              | 481           | 481          | 0             | —          | —        |
| 5240 glass & glass prod.                            | 20            | 3            | 16            | 1          | —        |
| 5290 misc. mineral prod.                            | 52            | 18           | 34            | 0          | —        |
| <b>Subtotal primary iron and steel products</b>     | <b>1,151</b>  | <b>1,149</b> | <b>2</b>      | <b>1</b>   | <b>—</b> |
| 5312 pig iron                                       | 0             | 0            | —             | 0          | —        |
| 5315 ferro alloys                                   | 17            | 17           | —             | —          | —        |
| 5320 i&s primary forms                              | 605           | 604          | 1             | 1          | —        |
| 5330 i&s plates & sheets                            | 321           | 320          | 1             | —          | —        |
| 5360 i&s bars & shapes                              | 25            | 25           | 0             | —          | —        |
| 5370 i&s pipe & tube                                | 63            | 63           | 0             | —          | —        |
| 5390 primary i&s nec                                | 120           | 120          | 0             | 0          | —        |
| <b>Subtotal primary non-ferrous metal products</b>  | <b>196</b>    | <b>115</b>   | <b>79</b>     | <b>2</b>   | <b>0</b> |
| 5421 copper   | 7             | 0            | 7             | —          | —        |
| 5422 aluminum                                       | 13            | 13           | 0             | 0          | —        |
| 5429 smelted prod. nec                              | 64            | 2            | 62            | —          | —        |
| 5480 fab. metal products                            | 111           | 100          | 10            | 2          | 0        |
| <b>Subtotal primary wood products</b>               | <b>92</b>     | <b>65</b>    | <b>27</b>     | <b>—</b>   | <b>—</b> |
| 5540 primary wood prod.                             | 92            | 65           | 27            | —          | —        |
| <b>Total food and farm products</b>                 | <b>15,261</b> | <b>81</b>    | <b>15,179</b> | <b>0</b>   | <b>1</b> |
| <b>Subtotal fish</b>                                | <b>13</b>     | <b>2</b>     | <b>12</b>     | <b>—</b>   | <b>—</b> |
| 6134 fish (not shellfish)                           | 12            | 0            | 12            | —          | —        |
| 6136 shellfish                                      | 2             | 2            | 0             | —          | —        |
| <b>Subtotal grain</b>                               | <b>12,083</b> | <b>0</b>     | <b>12,083</b> | <b>—</b>   | <b>—</b> |
| 6241 wheat  | 10,131        | 0            | 10,131        | —          | —        |
| 6344 corn   | 1,540         | 0            | 1,540         | —          | —        |
| 6442 rice   | 0             | 0            | —             | —          | —        |
| 6443 barley & rye                                   | 395           | 0            | 395           | —          | —        |
| 6445 oats   | 0             | —            | 0             | —          | —        |
| 6447 sorghum grains                                 | 17            | —            | 17            | —          | —        |
| <b>Subtotal oilseeds</b>                            | <b>1,824</b>  | <b>30</b>    | <b>1,795</b>  | <b>—</b>   | <b>—</b> |
| 6522 soybeans                                       | 1,432         | 0            | 1,432         | —          | —        |
| 6590 oilseeds nec                                   | 392           | 30           | 363           | —          | —        |
| <b>Subtotal vegetable products</b>                  | <b>235</b>    | <b>7</b>     | <b>228</b>    | <b>0</b>   | <b>0</b> |
| 6653 vegetable oils                                 | 2             | 2            | 0             | —          | 0        |
| 6654 vegetables & prod.                             | 233           | 5            | 227           | 0          | 0        |
| <b>Subtotal processed grain and animal feed</b>     | <b>944</b>    | <b>9</b>     | <b>935</b>    | <b>—</b>   | <b>—</b> |
| 6746 wheat flour                                    | 4             | —            | 4             | —          | —        |

COLUMBIA RIVER SYSTEM  
Freight Traffic, 2002 - continued  
(thousand short tons)

| Commodity   | Total            | Foreign        |                  | Canadian      |              |
|---|------------------|----------------|------------------|---------------|--------------|
|   |                  | Inbound*       | Outbound*        | Inbound       | Outbound     |
| 6747 grain mill products  | 22               | 0              | 22               | —             | —            |
| 6781 hay & fodder   | 534              | 2              | 531              | —             | —            |
| 6782 animal feed, prep.   | 383              | 6              | 377              | —             | —            |
| <b>Subtotal other agricultural products</b>                     | <b>161</b>       | <b>33</b>      | <b>126</b>       | <b>0</b>      | <b>1</b>     |
| 6811 meat, fresh, frozen  | 13               | 1              | 11               | —             | —            |
| 6817 meat, prepared   | 18               | —              | 18               | —             | —            |
| 6822 dairy products   | 23               | 0              | 23               | —             | —            |
| 6835 fish, prepared   | 2                | 1              | 0                | —             | 0            |
| 6839 animals & prod. nec  | 8                | 0              | 8                | —             | —            |
| 6856 bananas & plantains  | 0                | 0              | —                | —             | —            |
| 6857 fruit & nuts nec   | 17               | 0              | 17               | —             | —            |
| 6858 fruit juices   | 10               | 4              | 6                | —             | 0            |
| 6861 sugar  | 0                | —              | 0                | —             | —            |
| 6871 coffee   | 3                | 3              | —                | —             | —            |
| 6885 alcoholic beverages  | 18               | 15             | 2                | —             | 0            |
| 6888 water & ice  | 5                | 4              | —                | —             | 0            |
| 6889 food products nec  | 18               | 2              | 15               | 0             | 0            |
| 6891 tobacco & products   | 0                | 0              | 0                | —             | —            |
| 6893 cotton   | 1                | 0              | 1                | —             | —            |
| 6894 natural fibers nec   | 5                | 0              | 5                | —             | —            |
| 6899 farm products nec  | 22               | 2              | 21               | —             | —            |
| <b>Total all manufactured equipment, machinery and products</b> | <b>954</b>       | <b>863</b>     | <b>89</b>        | <b>1</b>      | <b>0</b>     |
| 7110 machinery (not elec)                                       | 36               | 26             | 9                | 0             | —            |
| 7120 electrical machinery                                       | 21               | 16             | 5                | 0             | —            |
| 7210 vehicles & parts   | 779              | 729            | 49               | 1             | —            |
| 7220 aircraft & parts   | 0                | 0              | 0                | —             | —            |
| 7230 ships & boats  | 0                | 0              | 0                | —             | —            |
| 7400 manufac. wood prod.  | 17               | 9              | 8                | 0             | —            |
| 7500 textile products   | 14               | 7              | 6                | 0             | —            |
| 7600 rubber & plastic pr.                                       | 29               | 26             | 4                | 0             | —            |
| 7900 manufac. prod. nec   | 58               | 50             | 8                | 0             | 0            |
| <b>Total unknown or not elsewhere classified</b>                | <b>54</b>        | <b>29</b>      | <b>26</b>        | <b>0</b>      | <b>0</b>     |
| 9900 unknown or nec   | 54               | 29             | 26               | 0             | 0            |
| <b>Ton-miles (x1000)<br/>Foreign &amp; Canadian</b>             | <b>1,253,991</b> | <b>138,478</b> | <b>1,086,620</b> | <b>27,781</b> | <b>1,111</b> |

| Commodity  | Total         | Domestic     |            |              |              |
|--|---------------|--------------|------------|--------------|--------------|
|  |               | Coastwise    |            | Internal     |              |
|  |               | Receipts     | Shipments  | Intra        |              |
|  |               |              |            | Upbound      | Downbnd      |
| <b>Total, all commodities</b>                        | <b>16,460</b> | <b>4,361</b> | <b>615</b> | <b>8,242</b> | <b>3,242</b> |
| <b>Total petroleum and petroleum products</b>        | <b>6,314</b>  | <b>3,524</b> | <b>205</b> | <b>2,482</b> | <b>102</b>   |
| <b>Subtotal crude petroleum</b>                      | <b>6</b>      | <b>6</b>     | <b>—</b>   | <b>—</b>     | <b>—</b>     |
| 2100 crude petroleum                                 | 6             | 6            | —          | —            | —            |
| <b>Subtotal petroleum products</b>                   | <b>6,308</b>  | <b>3,518</b> | <b>205</b> | <b>2,482</b> | <b>102</b>   |
| 2211 gasoline  | 3,454         | 2,236        | 33         | 1,185        | —            |
| 2330 distillate fuel oil                             | 867           | 751          | 48         | 61           | 8            |
| 2340 residual fuel oil                               | 1,758         | 380          | 47         | 1,237        | 94           |
| 2350 lube oil & greases                              | 145           | 144          | —          | 1            | 0            |
| 2429 naphtha & solvents                              | 11            | —            | 11         | —            | —            |
| 2430 asphalt, tar & pitch                            | 66            | —            | 66         | —            | —            |
| 2540 petroleum coke                                  | 7             | 7            | —          | —            | —            |
| <b>Total chemicals and related products</b>          | <b>358</b>    | <b>174</b>   | <b>30</b>  | <b>119</b>   | <b>35</b>    |
| <b>Subtotal fertilizers</b>                          | <b>238</b>    | <b>111</b>   | <b>9</b>   | <b>87</b>    | <b>31</b>    |
| 3110 nitrogenous fert.                               | 236           | 111          | 9          | 87           | 29           |
| 3190 fert. & mixes nec                               | 2             | —            | —          | —            | 2            |
| <b>Subtotal other chemicals and related products</b> | <b>120</b>    | <b>63</b>    | <b>22</b>  | <b>32</b>    | <b>4</b>     |
| 3212 benzene & toluene                               | 51            | 39           | 12         | —            | —            |
| 3220 alcohols  | 25            | 5            | 3          | 17           | —            |
| 3273 ammonia   | 12            | —            | —          | 12           | —            |
| 3274 sodium hydroxide                                | 22            | 12           | 3          | 3            | 4            |
| 3276 metallic salts                                  | 3             | —            | 3          | —            | —            |
| 3286 plastics  | 1             | —            | 1          | —            | —            |
| 3297 chemical additives                              | 6             | 6            | —          | —            | —            |
| <b>Total crude materials, inedible except fuels</b>  | <b>5,827</b>  | <b>661</b>   | <b>327</b> | <b>3,284</b> | <b>1,555</b> |
| <b>Subtotal forest products, wood and chips</b>      | <b>1,796</b>  | <b>661</b>   | <b>306</b> | <b>321</b>   | <b>508</b>   |
| 4150 fuel wood                                       | 3             | —            | —          | —            | 3            |
| 4161 wood chips                                      | 1,062         | 571          | —          | 145          | 346          |
| 4170 wood in the rough                               | 425           | 90           | 2          | 175          | 158          |
| 4189 lumber  | 305           | —            | 304        | 1            | —            |
| <b>Subtotal pulp and waste paper</b>                 | <b>10</b>     | <b>—</b>     | <b>—</b>   | <b>2</b>     | <b>8</b>     |
| 4225 pulp & waste paper                              | 10            | —            | —          | 2            | 8            |
| <b>Subtotal soil, sand, gravel, rock and stone</b>   | <b>3,988</b>  | <b>—</b>     | <b>21</b>  | <b>2,928</b> | <b>1,039</b> |
| 4331 sand & gravel                                   | 3,988         | —            | 21         | 2,928        | 1,039        |

COLUMBIA RIVER SYSTEM  
Freight Traffic, 2002 - continued  
(thousand short tons)

| Commodity   | Total          | Domestic         |               |                |                |
|---|----------------|------------------|---------------|----------------|----------------|
|   |                | Coastwise        |               | Internal       |                |
|   |                | Receipts         | Shipments     | Upbound        | Downbnd        |
| <b>Subtotal iron ore and scrap</b>                              | <b>33</b>      | ---              | ---           | <b>33</b>      | ---            |
| 4420 iron & steel scrap   | 33             | ---              | ---           | 33             | ---            |
| <b>Subtotal other non-metal. min.</b>                           | <b>0</b>       | ---              | <b>0</b>      | ---            | ---            |
| 4900 non-metal. min. nec  | 0              | ---              | 0             | ---            | ---            |
| <b>Total primary manufactured goods</b>                         | <b>60</b>      | ---              | <b>52</b>     | <b>8</b>       | ---            |
| <b>Subtotal paper products</b>                                  | <b>31</b>      | ---              | <b>24</b>     | <b>7</b>       | ---            |
| 5190 paper products nec   | 31             | ---              | 24            | 7              | ---            |
| <b>Subtotal lime, cement and glass</b>                          | <b>1</b>       | ---              | <b>1</b>      | ---            | ---            |
| 5220 cement & concrete  | 1              | ---              | 1             | ---            | ---            |
| <b>Subtotal primary iron and steel products</b>                 | <b>14</b>      | ---              | <b>14</b>     | <b>0</b>       | ---            |
| 5360 i&s bars & shapes  | 14             | ---              | 14            | 0              | ---            |
| <b>Subtotal primary non-ferrous metal products</b>              | <b>1</b>       | ---              | <b>1</b>      | ---            | ---            |
| 5480 fab. metal products  | 1              | ---              | 1             | ---            | ---            |
| <b>Subtotal primary wood products</b>                           | <b>13</b>      | ---              | <b>12</b>     | <b>0</b>       | ---            |
| 5540 primary wood prod.   | 13             | ---              | 12            | 0              | ---            |
| <b>Total food and farm products</b>                             | <b>3,479</b>   | <b>0</b>         | <b>0</b>      | <b>1,965</b>   | <b>1,514</b>   |
| <b>Subtotal grain</b>   | <b>3,350</b>   | ---              | ---           | <b>1,842</b>   | <b>1,508</b>   |
| 6241 wheat  | 3,196          | ---              | ---           | 1,739          | 1,457          |
| 6443 barley & rye   | 154            | ---              | ---           | 103            | 51             |
| <b>Subtotal vegetable products</b>                              | <b>11</b>      | ---              | ---           | <b>11</b>      | ---            |
| 6654 vegetables & prod.   | 11             | ---              | ---           | 11             | ---            |
| <b>Subtotal processed grain and animal feed</b>                 | <b>34</b>      | <b>0</b>         | ---           | <b>34</b>      | ---            |
| 6781 hay & fodder   | 34             | ---              | ---           | 34             | ---            |
| 6782 animal feed, prep.   | 0              | 0                | ---           | ---            | ---            |
| <b>Subtotal other agricultural products</b>                     | <b>85</b>      | ---              | <b>0</b>      | <b>79</b>      | <b>6</b>       |
| 6822 dairy products   | 6              | ---              | ---           | 6              | ---            |
| 6858 fruit juices   | 0              | ---              | 0             | ---            | ---            |
| 6887 groceries  | 76             | ---              | ---           | 70             | 6              |
| 6889 food products nec  | 2              | ---              | ---           | 2              | ---            |
| <b>Total all manufactured equipment, machinery and products</b> | <b>227</b>     | <b>2</b>         | <b>1</b>      | <b>189</b>     | <b>36</b>      |
| 7110 machinery (not elec)                                       | 2              | 2                | 0             | 0              | ---            |
| 7210 vehicles & parts   | 0              | ---              | 0             | ---            | ---            |
| 7230 ships & boats  | 0              | ---              | 0             | ---            | ---            |
| 7900 manufac. prod. nec   | 225            | ---              | 0             | 188            | 36             |
| <b>Total waste and scrap nec</b>                                | <b>195</b>     | ---              | ---           | <b>195</b>     | ---            |
| 8900 waste and scrap nec  | 195            | ---              | ---           | 195            | ---            |
| <b>Total unknown or not elsewhere classified</b>                | <b>0</b>       | <b>0</b>         | ---           | ---            | ---            |
| 9900 unknown or nec   | 0              | 0                | ---           | ---            | ---            |
| <b>Ton-miles (x1000)</b>  | <b>539,312</b> | <b>72,757</b>    | <b>25,513</b> | <b>286,478</b> | <b>154,563</b> |
| <b>Domestic</b>   |                |                  |               |                |                |
| <b>Tons All Traffic (x1000)</b>                                 |                | <b>45,982</b>    |               |                |                |
| <b>Ton-miles All Traffic (x1000)</b>                            |                | <b>1,793,302</b> |               |                |                |
| <b>Total Trip-ton-miles Internal and Intraport (x1000)</b>      |                | <b>1,849,050</b> |               |                |                |

\*Includes 26,305 tons of foreign inbound in-transits; Includes 357,839 tons of foreign outbound in-transits.

Other Harbors and Waterways 2002

| Harbor or Waterway<br>Project    | Commodity   | Thousand Short Tons                |
|----------------------------------|---|------------------------------------|
| ALSEA BAY AND RIVER, OR          | No Commerce Reported  |                                    |
| CHETCO RIVER, OR                 | No Commerce Reported  |                                    |
| CHINOOK CHANNEL, WA              | No Commerce Reported  |                                    |
| CLATSKANIE RIVER, OR             | No Commerce Reported  |                                    |
| COLUMBIA RIVER AT BAKERS BAY, WA | No Commerce Reported  |                                    |
| COLUMBIA SLOUGH, OR              | No Commerce Reported  |                                    |
| COOS AND MILLICOMA RIVERS, OR    | No Commerce Reported  |                                    |
| COQUILLE RIVER, OR               | No Commerce Reported  |                                    |
| COWLITZ RIVER, WA                | No Commerce Reported  |                                    |
| DEEP RIVER, WA                   | No Commerce Reported  |                                    |
| DEPOE BAY, OR                    | No Commerce Reported  |                                    |
| ELOKOMIN SLOUGH, WA              | No Commerce Reported  |                                    |
| GRAYS RIVER, WA                  | No Commerce Reported  |                                    |
| LAKE RIVER, WA                   | No Commerce Reported  |                                    |
| LEWIS RIVER, WA                  | No Commerce Reported  |                                    |
| PORT OF ASTORIA, OR              | 2330 distillate fuel oil<br>2340 residual fuel oil<br>2350 lube oil & greases<br>2540 petroleum coke<br>4161 wood chips<br>4170 wood in the rough<br>4331 sand & gravel | 4<br>17<br>0<br>43<br>4<br>6<br>20 |
|                                  | <b>Total Tons(x1000)</b>  | <b>95</b>                          |
| PORT OF ST. HELENS, OR           | No Commerce Reported  |                                    |
| PORT ORFORD, OR                  | No Commerce Reported  |                                    |



Other Harbors and Waterways 2002 - continued

| Harbor or Waterway<br>Project    | Commodity  | Thousand Short Tons |
|----------------------------------|--|---------------------|
| ROGUE RIVER, OR                  | No Commerce Reported                                       |                     |
| SIUSLAW RIVER, OR                | 4170 wood in the rough                                     | 55                  |
|                                  | <b>Total Tons(x1000)</b>                                   | <b>55</b>           |
|                                  | <b>Total Ton-miles(x1000)</b>                              | <b>730</b>          |
|                                  | <b>Total Trip-ton-miles Internal and Intraport (x1000)</b> | <b>730</b>          |
| SKAMOKAWA (STEAMBOAT) SLOUGH, WA | No Commerce Reported                                       |                     |
| SKAMOKAWA CREEK, WA              | No Commerce Reported                                       |                     |
| SKIPANON CHANNEL, OR             | 4161 wood chips  | 45                  |
|                                  | 4170 wood in the rough                                     | 26                  |
|                                  | <b>Total Tons(x1000)</b>                                   | <b>71</b>           |
|                                  | <b>Total Ton-miles(x1000)</b>                              | <b>71</b>           |
|                                  | <b>Total Trip-ton-miles Internal and Intraport (x1000)</b> | <b>2,196</b>        |
| SMITH RIVER, OR                  | No Commerce Reported                                       |                     |
| TILLAMOOK BAY AND BAR, OR        | 4331 sand & gravel   | 21                  |
|                                  | <b>Total Tons(x1000)</b>                                   | <b>21</b>           |
| WESTPORT SLOUGH, OR              | No Commerce Reported                                       |                     |
| YAQUINA BAY AND HARBOR, OR       | No Commerce Reported                                       |                     |
| YAQUINA RIVER, OR                | No Commerce Reported                                       |                     |
| YOUNGS BAY AND YOUNGS RIVER, OR  | No Commerce Reported                                       |                     |

GRAYS HARBOR AND CHEHALIS RIVER, WA

Section Included: Grays Harbor bar channel and Chehalis River to Cosmopolis and extending to Simpson Avenue bridge on the Hoquiam River and the Schafer Bros. wharf at Montesano on the Chehalis River. Controlling Depth: Bar channel, 37.1 feet; 25.5 feet from deep water in Lower Harbor to Upper Cross-Over; 27.0 feet from Upper Cross-Over to Cow Point; 25.6 feet from Cow Point to Cosmopolis; turning basin just downstream of Cow Point, 29.0 feet; turning basin near Elliott Slough, 25.5 feet. 5.5 feet from Cosmopolis to Montesano; Bay City channel, 9.1 feet; Westhaven Channel, 13.9 feet north entrance, 13.0 feet south entrance. Project Depth: 30 feet extending through the bar channel to Cosmopolis; Bay 16 feet to Montesano; Bay City channel, 14 feet; Westhaven channel, 16 feet. All depths refer to mlw.

Comparative Statement of Traffic (thousand short tons)

| Year | Total | Year | Total | Year | Total | Year        | Total        |
|------|-------|------|-------|------|-------|-------------|--------------|
| 1993 | 4,383 | 1996 | 1,990 | 1999 | 1,406 | <b>2002</b> | <b>1,666</b> |
| 1994 | 1,654 | 1997 | 1,486 | 2000 | 1,251 |             |              |
| 1995 | 1,566 | 1998 | 1,488 | 2001 | 1,326 |             |              |

Freight Traffic, 2002 (thousand short tons)

| Commodity   | Grand Total  | Foreign   |            | Canadian   |           | Domestic            |
|---|--------------|-----------|------------|------------|-----------|---------------------|
|   |              | Inbound   | Outbound   | Inbound    | Outbound  | Coastwise Shipments |
| <b>Total, all commodities</b>                                   | <b>1,666</b> | <b>75</b> | <b>394</b> | <b>405</b> | <b>44</b> | <b>749</b>          |
| <b>Total crude materials, inedible except fuels</b>             | <b>1,588</b> | ---       | <b>392</b> | <b>403</b> | <b>44</b> | <b>749</b>          |
| <b>Subtotal forest products, wood and chips</b>                 | <b>1,578</b> | ---       | <b>383</b> | <b>403</b> | <b>44</b> | <b>749</b>          |
| 4161 wood chips   | 510          | ---       | ---        | 143        | 39        | 328                 |
| 4170 wood in the rough  | 894          | ---       | 382        | 249        | 5         | 258                 |
| 4189 lumber   | 174          | ---       | 0          | 10         | ---       | 163                 |
| <b>Subtotal pulp and waste paper</b>                            | <b>10</b>    | ---       | <b>10</b>  | ---        | ---       | ---                 |
| 4225 pulp & waste paper   | 10           | ---       | 10         | ---        | ---       | ---                 |
| <b>Total primary manufactured goods</b>                         | <b>73</b>    | <b>73</b> | <b>1</b>   | ---        | ---       | ---                 |
| <b>Subtotal paper products</b>                                  | <b>1</b>     | ---       | <b>1</b>   | ---        | ---       | ---                 |
| 5190 paper products nec   | 1            | ---       | 1          | ---        | ---       | ---                 |
| <b>Subtotal primary iron and steel products</b>                 | <b>13</b>    | <b>13</b> | ---        | ---        | ---       | ---                 |
| 5320 i&s primary forms  | 2            | ---       | 2          | ---        | ---       | ---                 |
| 5360 i&s bars & shapes  | 11           | ---       | 11         | ---        | ---       | ---                 |
| <b>Subtotal primary non-ferrous metal products</b>              | <b>60</b>    | <b>60</b> | ---        | ---        | ---       | ---                 |
| 5422 aluminum   | 55           | ---       | 55         | ---        | ---       | ---                 |
| 5480 fab. metal products  | 4            | ---       | 4          | ---        | ---       | ---                 |
| <b>Total food and farm products</b>                             | <b>1</b>     | <b>1</b>  | ---        | ---        | ---       | ---                 |
| <b>Subtotal fish</b>  | <b>1</b>     | <b>1</b>  | ---        | ---        | ---       | ---                 |
| 6134 fish (not shellfish)                                       | 1            | ---       | 1          | ---        | ---       | ---                 |
| 6136 shellfish  | 0            | ---       | 0          | ---        | ---       | ---                 |
| <b>Total all manufactured equipment, machinery and products</b> | <b>4</b>     | <b>1</b>  | <b>1</b>   | <b>2</b>   | ---       | ---                 |
| 7110 machinery (not elec)                                       | 0            | ---       | 0          | ---        | ---       | ---                 |
| 7120 electrical machinery                                       | 0            | ---       | 0          | ---        | ---       | ---                 |
| 7210 vehicles & parts   | 0            | ---       | 0          | ---        | ---       | ---                 |
| 7400 manufac. wood prod.  | 2            | ---       | ---        | 2          | ---       | ---                 |
| 7600 rubber & plastic pr.                                       | 1            | ---       | 1          | ---        | ---       | ---                 |
| 7900 manufac. prod. nec   | 0            | ---       | 0          | ---        | ---       | ---                 |

PORT ANGELES HARBOR, WA

Section Included: Entire harbor from Rayonier, Inc. Wharf westward. Controlling Depth: Unlimited except for 25 feet near Rayonier, Inc. Wharf. All depths refer to mlw.

Comparative Statement of Traffic (thousand short tons)

| Year | Total | Year | Total | Year | Total | Year        | Total        |
|------|-------|------|-------|------|-------|-------------|--------------|
| 1993 | 1,987 | 1996 | 2,780 | 1999 | 2,237 | <b>2002</b> | <b>1,674</b> |
| 1994 | 1,695 | 1997 | 2,377 | 2000 | 1,872 |             |              |
| 1995 | 1,911 | 1998 | 2,417 | 2001 | 2,154 |             |              |

Freight Traffic, 2002 (thousand short tons)

| Commodity  | Total      | Foreign   |           | Canadian   |           |
|--|------------|-----------|-----------|------------|-----------|
|  |            | Inbound   | Outbound  | Inbound    | Outbound  |
| <b>Total, all commodities</b>                        | <b>296</b> | <b>46</b> | <b>37</b> | <b>143</b> | <b>70</b> |
| <b>Total petroleum and petroleum products</b>        | <b>98</b>  | ---       | ---       | <b>48</b>  | <b>51</b> |
| <b>Subtotal petroleum products</b>                   | <b>98</b>  | ---       | ---       | <b>48</b>  | <b>51</b> |
| 2340 residual fuel oil                               | 70         | ---       | ---       | 48         | 22        |
| 2540 petroleum coke                                  | 28         | ---       | ---       | ---        | 28        |
| <b>Total chemicals and related products</b>          | <b>2</b>   | ---       | ---       | <b>1</b>   | <b>1</b>  |
| <b>Subtotal other chemicals and related products</b> | <b>2</b>   | ---       | ---       | <b>1</b>   | <b>1</b>  |
| 3299 chem. products nec                              | 2          | ---       | ---       | 1          | 1         |
| <b>Total crude materials, inedible except fuels</b>  | <b>188</b> | <b>43</b> | <b>37</b> | <b>93</b>  | <b>15</b> |
| <b>Subtotal forest products, wood and chips</b>      | <b>103</b> | ---       | <b>37</b> | <b>51</b>  | <b>15</b> |
| 4150 fuel wood                                       | 0          | ---       | ---       | ---        | 0         |
| 4161 wood chips                                      | 33         | ---       | ---       | 19         | 14        |
| 4170 wood in the rough                               | 70         | ---       | 37        | 32         | 1         |

PORT ANGELES HARBOR, WA  
Freight Traffic, 2002 - continued  
(thousand short tons)

| Commodity   | Total     | Foreign   |          | Canadian  |          |
|---|-----------|-----------|----------|-----------|----------|
|   |           | Inbound   | Outbound | Inbound   | Outbound |
| <b>Subtotal soil, sand, gravel, rock and stone</b>              | <b>18</b> | —         | —        | <b>18</b> | —        |
| 4310 building stone   | 10        | —         | —        | 10        | —        |
| 4331 sand & gravel  | 8         | —         | —        | 8         | —        |
| <b>Subtotal other non-metal. min.</b>                           | <b>67</b> | <b>43</b> | —        | <b>24</b> | —        |
| 4900 non-metal. min. nec  | 67        | 43        | —        | 24        | —        |
| <b>Total primary manufactured goods</b>                         | <b>5</b>  | —         | —        | <b>1</b>  | <b>4</b> |
| <b>Subtotal paper products</b>                                  | <b>4</b>  | —         | —        | —         | <b>4</b> |
| 5110 newsprint  | 4         | —         | —        | —         | 4        |
| <b>Subtotal lime, cement and glass</b>                          | <b>1</b>  | —         | —        | <b>1</b>  | —        |
| 5290 misc. mineral prod.  | 1         | —         | —        | 1         | —        |
| <b>Subtotal primary non-ferrous metal products</b>              | <b>0</b>  | —         | —        | <b>0</b>  | —        |
| 5480 fab. metal products  | 0         | —         | —        | 0         | —        |
| <b>Total food and farm products</b>                             | <b>1</b>  | <b>0</b>  | —        | <b>0</b>  | <b>1</b> |
| <b>Subtotal fish</b>  | <b>1</b>  | <b>0</b>  | —        | <b>0</b>  | <b>1</b> |
| 6134 fish (not shellfish)                                       | 1         | —         | —        | 0         | 1        |
| 6136 shellfish  | 0         | 0         | —        | —         | —        |
| <b>Total all manufactured equipment, machinery and products</b> | <b>3</b>  | <b>3</b>  | —        | <b>0</b>  | —        |
| 7110 machinery (not elec)                                       | 0         | —         | —        | 0         | —        |
| 7210 vehicles & parts   | 3         | 3         | —        | —         | —        |

| Commodity   | Total        | Domestic   |            |            |            |           |
|---|--------------|------------|------------|------------|------------|-----------|
|   |              | Coastwise  |            | Internal   |            |           |
|   |              | Receipts   | Shipments  | Receipts   | Shipments  | Intraport |
| <b>Total, all commodities</b>                       | <b>1,378</b> | <b>660</b> | <b>142</b> | <b>197</b> | <b>377</b> | <b>1</b>  |
| <b>Total petroleum and petroleum products</b>       | <b>891</b>   | <b>660</b> | <b>42</b>  | <b>177</b> | <b>10</b>  | <b>1</b>  |
| <b>Subtotal crude petroleum</b>                     | <b>640</b>   | <b>640</b> | —          | —          | —          | —         |
| 2100 crude petroleum                                | 640          | 640        | —          | —          | —          | —         |
| <b>Subtotal petroleum products</b>                  | <b>250</b>   | <b>19</b>  | <b>42</b>  | <b>177</b> | <b>10</b>  | <b>1</b>  |
| 2211 gasoline                                       | 13           | 13         | —          | —          | —          | —         |
| 2330 distillate fuel oil                            | 21           | —          | 12         | 3          | 5          | —         |
| 2340 residual fuel oil                              | 216          | 6          | 30         | 174        | 5          | 1         |
| 2350 lube oil & greases                             | 0            | —          | —          | 0          | —          | 0         |
| <b>Total crude materials, inedible except fuels</b> | <b>487</b>   | —          | <b>100</b> | <b>20</b>  | <b>367</b> | —         |
| <b>Subtotal forest products, wood and chips</b>     | <b>487</b>   | —          | <b>100</b> | <b>20</b>  | <b>367</b> | —         |
| 4161 wood chips                                     | 11           | —          | —          | —          | 11         | —         |
| 4170 wood in the rough                              | 477          | —          | 100        | 20         | 357        | —         |

HAMMERSLEY INLET, WA

Section Included: Inlet connecting Puget Sound with Shelton Harbor, a distance of about 7 miles. Controlling Depth: 8.8 feet. Project Depth: 13 feet. All depths refer to mllw.

Comparative Statement of Traffic (thousand short tons)

| Year | Total | Year | Total | Year | Total | Year        | Total      |
|------|-------|------|-------|------|-------|-------------|------------|
| 1993 | 384   | 1996 | 1,037 | 1999 | 543   | <b>2002</b> | <b>588</b> |
| 1994 | 500   | 1997 | 633   | 2000 | 514   |             |            |
| 1995 | 872   | 1998 | 635   | 2001 | 554   |             |            |

Freight Traffic, 2002 (thousand short tons)

| Commodity  | Grand Total   | Internal           |                     |
|--|---------------|--------------------|---------------------|
|  |               | Inbound<br>Upbound | Outbound<br>Downbnd |
| <b>Total, all commodities</b>                              | <b>588</b>    | <b>244</b>         | <b>344</b>          |
| <b>Total crude materials, inedible except fuels</b>        | <b>588</b>    | <b>244</b>         | <b>344</b>          |
| <b>Subtotal forest products, wood and chips</b>            | <b>588</b>    | <b>244</b>         | <b>344</b>          |
| 4161 wood chips  | 173           | —                  | 173                 |
| 4170 wood in the rough                                     | 416           | 244                | 171                 |
| <b>Ton-miles (x1000)</b>                                   | <b>5,884</b>  | <b>2,444</b>       | <b>3,440</b>        |
| <b>Tons All Traffic (x1000)</b>                            | <b>588</b>    |                    |                     |
| <b>Ton-miles All Traffic (x1000)</b>                       | <b>5,884</b>  |                    |                     |
| <b>Total Trip-ton-miles Internal and Intraport (x1000)</b> | <b>22,278</b> |                    |                     |

OLYMPIA HARBOR, WA

Section Included: That portion of Budd Inlet south and west of Priest Point and generally within the city limits of Olympia. Controlling Depth: 29.4 feet in outer channel, 29.4 feet in entrance channel and 27.7 feet in turning basin. Project Depth: 30 feet. All depths refer to mlw.

Comparative Statement of Traffic (thousand short tons)

| Year | Total | Year | Total | Year | Total | Year        | Total        |
|------|-------|------|-------|------|-------|-------------|--------------|
| 1993 | 924   | 1996 | 1,893 | 1999 | 1,313 | <b>2002</b> | <b>1,440</b> |
| 1994 | 1,514 | 1997 | 1,997 | 2000 | 1,434 |             |              |
| 1995 | 2,166 | 1998 | 1,423 | 2001 | 1,326 |             |              |

Freight Traffic, 2002 (thousand short tons)

| Commodity   | Grand Total  | Foreign  |           | Canadian  |          | Domestic     |            |            |            |
|---|--------------|----------|-----------|-----------|----------|--------------|------------|------------|------------|
|   |              | Inbound  | Outbound  | Inbound   | Outbound | Total        | Internal   |            |            |
|   |              |          |           |           |          |              | Receipts   | Shipments  | Intraport  |
| <b>Total, all commodities</b>                                   | <b>1,440</b> | <b>6</b> | <b>86</b> | <b>20</b> | <b>4</b> | <b>1,324</b> | <b>547</b> | <b>346</b> | <b>431</b> |
| <b>Total crude materials, inedible except fuels</b>             | <b>1,436</b> | <b>3</b> | <b>85</b> | <b>20</b> | <b>4</b> | <b>1,324</b> | <b>547</b> | <b>346</b> | <b>431</b> |
| <b>Subtotal forest products, wood and chips</b>                 | <b>1,434</b> | <b>—</b> | <b>85</b> | <b>20</b> | <b>4</b> | <b>1,324</b> | <b>547</b> | <b>346</b> | <b>431</b> |
| 4161 wood chips   | 42           | —        | —         | —         | 4        | 38           | —          | 38         | —          |
| 4170 wood in the rough  | 1,355        | —        | 69        | —         | —        | 1,287        | 547        | 309        | 431        |
| 4189 lumber   | 36           | —        | 17        | 20        | —        | —            | —          | —          | —          |
| <b>Subtotal other non-metal. min.</b>                           | <b>3</b>     | <b>3</b> | <b>—</b>  | <b>—</b>  | <b>—</b> | <b>—</b>     | <b>—</b>   | <b>—</b>   | <b>—</b>   |
| 4900 non-metal. min. nec  | 3            | 3        | —         | —         | —        | —            | —          | —          | —          |
| <b>Total primary manufactured goods</b>                         | <b>4</b>     | <b>4</b> | <b>—</b>  | <b>—</b>  | <b>—</b> | <b>—</b>     | <b>—</b>   | <b>—</b>   | <b>—</b>   |
| <b>Subtotal primary iron and steel products</b>                 | <b>4</b>     | <b>4</b> | <b>—</b>  | <b>—</b>  | <b>—</b> | <b>—</b>     | <b>—</b>   | <b>—</b>   | <b>—</b>   |
| 5360 i&s bars & shapes  | 3            | 3        | —         | —         | —        | —            | —          | —          | —          |
| 5370 i&s pipe & tube  | 0            | 0        | —         | —         | —        | —            | —          | —          | —          |
| <b>Subtotal primary non-ferrous metal products</b>              | <b>0</b>     | <b>0</b> | <b>—</b>  | <b>—</b>  | <b>—</b> | <b>—</b>     | <b>—</b>   | <b>—</b>   | <b>—</b>   |
| 5480 fab. metal products  | 0            | 0        | —         | —         | —        | —            | —          | —          | —          |
| <b>Total food and farm products</b>                             | <b>0</b>     | <b>—</b> | <b>0</b>  | <b>—</b>  | <b>—</b> | <b>—</b>     | <b>—</b>   | <b>—</b>   | <b>—</b>   |
| <b>Subtotal other agricultural products</b>                     | <b>0</b>     | <b>—</b> | <b>0</b>  | <b>—</b>  | <b>—</b> | <b>—</b>     | <b>—</b>   | <b>—</b>   | <b>—</b>   |
| 6839 animals & prod. nec  | 0            | —        | 0         | —         | —        | —            | —          | —          | —          |
| <b>Total all manufactured equipment, machinery and products</b> | <b>0</b>     | <b>—</b> | <b>—</b>  | <b>0</b>  | <b>—</b> | <b>—</b>     | <b>—</b>   | <b>—</b>   | <b>—</b>   |
| 7900 manufac. prod. nec   | 0            | —        | —         | 0         | —        | —            | —          | —          | —          |

TACOMA HARBOR, WA

Section Included: All of Commencement Bay and tributary waterways east of a line extending from Brown Point to and including the wharves of the Tacoma Smelter. Controlling Depth: City Waterway, 28.9 to 16.2 feet; Hylebos Waterway, 23.4 feet; least depth in turning basin 27.1 feet; Blair (Port Industrial Waterway), 32.8 feet. Project Depth: City Waterway, 29 to 19 feet; Hylebos Waterway, 30 feet; Blair (Port Industrial Waterway), 30 to 35 feet. All depths refer to mlw.

Comparative Statement of Traffic (thousand short tons)

| Year | Total  | Year | Total  | Year | Total  | Year        | Total         |
|------|--------|------|--------|------|--------|-------------|---------------|
| 1993 | 18,652 | 1996 | 21,491 | 1999 | 21,103 | <b>2002</b> | <b>20,587</b> |
| 1994 | 17,616 | 1997 | 20,683 | 2000 | 22,287 |             |               |
| 1995 | 20,879 | 1998 | 17,400 | 2001 | 20,523 |             |               |

Freight Traffic, 2002 (thousand short tons)

| Commodity                                     | Total         | Foreign      |              | Canadian     |            |
|---|---------------|--------------|--------------|--------------|------------|
|   |               | Inbound*     | Outbound*    | Inbound      | Outbound   |
| <b>Total, all commodities</b>                 | <b>13,170</b> | <b>3,962</b> | <b>7,769</b> | <b>1,032</b> | <b>408</b> |
| <b>Total coal</b>                             | <b>30</b>     | <b>0</b>     | <b>—</b>     | <b>30</b>    | <b>—</b>   |
| 1100 coal lignite                             | 30            | 0            | —            | 30           | —          |
| <b>Total petroleum and petroleum products</b> | <b>254</b>    | <b>28</b>    | <b>19</b>    | <b>127</b>   | <b>80</b>  |
| <b>Subtotal petroleum products</b>            | <b>254</b>    | <b>28</b>    | <b>19</b>    | <b>127</b>   | <b>80</b>  |
| 2211 gasoline                                 | 74            | 27           | —            | 34           | 13         |
| 2221 kerosene                                 | 10            | —            | 0            | 4            | 7          |
| 2330 distillate fuel oil                      | 13            | —            | —            | 11           | 3          |
| 2340 residual fuel oil                        | 135           | —            | —            | 79           | 56         |
| 2350 lube oil & greases                       | 5             | 0            | 4            | —            | —          |
| 2410 petro. jelly & waxes                     | 1             | 0            | 1            | —            | —          |
| 2429 naphtha & solvents                       | 14            | 0            | 14           | —            | —          |
| 2430 asphalt, tar & pitch                     | 0             | 0            | —            | —            | —          |
| 2540 petroleum coke                           | 2             | 0            | 0            | —            | 2          |
| 2640 liquid natural gas                       | 0             | 0            | 0            | —            | —          |

TACOMA HARBOR, WA  
Freight Traffic, 2002 - continued  
(thousand short tons)

| Commodity  | Total        | Foreign    |              | Canadian   |            |
|--|--------------|------------|--------------|------------|------------|
|  |              | Inbound*   | Outbound*    | Inbound    | Outbound   |
| <b>Total chemicals and related products</b>          | <b>844</b>   | <b>327</b> | <b>220</b>   | <b>20</b>  | <b>276</b> |
| <b>Subtotal fertilizers</b>                          | <b>2</b>     | <b>1</b>   | <b>1</b>     | —          | —          |
| 3110 nitrogenous fert.                               | 0            | 0          | 0            | —          | —          |
| 3120 phosphatic fert.                                | 0            | —          | 0            | —          | —          |
| 3130 potassic fert.                                  | 0            | 0          | —            | —          | —          |
| 3190 fert. & mixes nec                               | 2            | 1          | 1            | —          | —          |
| <b>Subtotal other chemicals and related products</b> | <b>842</b>   | <b>326</b> | <b>219</b>   | <b>20</b>  | <b>276</b> |
| 3211 acyclic hydrocarbons                            | 0            | 0          | 0            | —          | —          |
| 3212 benzene & toluene                               | 0            | 0          | 0            | —          | —          |
| 3219 other hydrocarbons                              | 3            | 2          | 1            | —          | —          |
| 3220 alcohols  | 19           | 13         | 6            | —          | —          |
| 3230 carboxylic acids                                | 26           | 11         | 15           | —          | —          |
| 3240 nitrogen func. comp.                            | 25           | 8          | 17           | —          | —          |
| 3250 organo - inorg. comp.                           | 6            | 5          | 1            | —          | —          |
| 3260 organic comp. nec                               | 7            | 4          | 4            | —          | —          |
| 3272 sulphuric acid                                  | 3            | 3          | 0            | —          | —          |
| 3273 ammonia   | 0            | —          | 0            | —          | —          |
| 3274 sodium hydroxide                                | 193          | 132        | 3            | 20         | 37         |
| 3275 inorg. elem., oxides, & halogen salts           | 25           | 11         | 14           | —          | —          |
| 3276 metallic salts                                  | 86           | 9          | 7            | —          | 70         |
| 3279 inorganic chem. nec                             | 5            | 4          | 2            | —          | —          |
| 3281 radioactive material                            | 0            | 0          | 0            | —          | —          |
| 3282 pigments & paints                               | 15           | 10         | 5            | —          | —          |
| 3283 coloring mat. nec                               | 3            | 3          | 0            | —          | —          |
| 3284 medicines                                       | 28           | 13         | 14           | —          | —          |
| 3285 perfumes & cleansers                            | 19           | 4          | 15           | —          | —          |
| 3286 plastics  | 148          | 68         | 81           | —          | —          |
| 3291 pesticides                                      | 1            | 0          | 1            | —          | —          |
| 3292 starches, gluten, glue                          | 16           | 7          | 9            | —          | —          |
| 3293 explosives                                      | 9            | 9          | 0            | —          | —          |
| 3297 chemical additives                              | 5            | 0          | 5            | —          | —          |
| 3298 wood & resin chem.                              | 0            | 0          | 0            | —          | —          |
| 3299 chem. products nec                              | 200          | 11         | 20           | —          | 169        |
| <b>Total crude materials, inedible except fuels</b>  | <b>2,361</b> | <b>183</b> | <b>1,496</b> | <b>638</b> | <b>44</b>  |
| <b>Subtotal forest products, wood and chips</b>      | <b>1,259</b> | <b>40</b>  | <b>804</b>   | <b>373</b> | <b>42</b>  |
| 4110 rubber & gums                                   | 26           | 26         | 0            | —          | —          |
| 4150 fuel wood                                       | 0            | 0          | 0            | —          | —          |
| 4161 wood chips                                      | 251          | 0          | 202          | 21         | 28         |
| 4170 wood in the rough                               | 794          | 1          | 457          | 329        | 8          |
| 4189 lumber  | 184          | 11         | 145          | 23         | 7          |
| 4190 forest products nec                             | 3            | 2          | 0            | —          | —          |
| <b>Subtotal pulp and waste paper</b>                 | <b>384</b>   | <b>0</b>   | <b>384</b>   | —          | —          |
| 4225 pulp & waste paper                              | 384          | 0          | 384          | —          | —          |
| <b>Subtotal soil, sand, gravel, rock and stone</b>   | <b>399</b>   | <b>133</b> | <b>17</b>    | <b>249</b> | —          |
| 4310 building stone                                  | 8            | 3          | 1            | 4          | —          |
| 4322 limestone                                       | 231          | 0          | 2            | 229        | —          |
| 4323 gypsum  | 143          | 129        | 14           | —          | —          |
| 4331 sand & gravel                                   | 17           | 1          | 1            | 15         | —          |
| <b>Subtotal iron ore and scrap</b>                   | <b>237</b>   | <b>0</b>   | <b>237</b>   | —          | —          |
| 4410 iron ore  | 0            | 0          | 0            | —          | —          |
| 4420 iron & steel scrap                              | 237          | 0          | 237          | —          | —          |
| <b>Subtotal marine shells</b>                        | <b>0</b>     | <b>0</b>   | —            | —          | —          |
| 4515 marine shells                                   | 0            | 0          | —            | —          | —          |
| <b>Subtotal non-ferrous ores and scrap</b>           | <b>25</b>    | <b>1</b>   | <b>24</b>    | —          | —          |
| 4650 aluminum ore                                    | 1            | 0          | 1            | —          | —          |
| 4680 non-ferrous scrap                               | 23           | 0          | 23           | —          | —          |
| 4690 non-ferrous ores nec                            | 0            | 0          | 0            | —          | —          |
| <b>Subtotal sulphur, clay and salt</b>               | <b>25</b>    | <b>4</b>   | <b>21</b>    | —          | —          |
| 4741 sulphur, (dry)                                  | 0            | —          | 0            | —          | —          |
| 4782 clay & refrac. mat.                             | 24           | 4          | 21           | —          | —          |
| <b>Subtotal slag</b>                                 | <b>17</b>    | —          | —            | <b>17</b>  | —          |
| 4860 slag  | 17           | —          | —            | 17         | —          |
| <b>Subtotal other non-metal. min.</b>                | <b>17</b>    | <b>5</b>   | <b>10</b>    | —          | <b>2</b>   |
| 4900 non-metal. min. nec                             | 17           | 5          | 10           | —          | 2          |
| <b>Total primary manufactured goods</b>              | <b>1,409</b> | <b>601</b> | <b>598</b>   | <b>209</b> | <b>0</b>   |
| <b>Subtotal paper products</b>                       | <b>336</b>   | <b>59</b>  | <b>278</b>   | —          | —          |
| 5110 newsprint                                       | 50           | 0          | 50           | —          | —          |
| 5120 paper & paperboard                              | 245          | 36         | 209          | —          | —          |
| 5190 paper products nec                              | 42           | 23         | 19           | —          | —          |
| <b>Subtotal lime, cement and glass</b>               | <b>140</b>   | <b>90</b>  | <b>36</b>    | <b>14</b>  | —          |
| 5210 lime  | 0            | —          | 0            | —          | —          |
| 5220 cement & concrete                               | 0            | 0          | 0            | —          | —          |
| 5240 glass & glass prod.                             | 39           | 28         | 12           | —          | —          |
| 5290 misc. mineral prod.                             | 100          | 62         | 25           | 14         | —          |
| <b>Subtotal primary iron and steel products</b>      | <b>70</b>    | <b>59</b>  | <b>10</b>    | —          | —          |
| 5312 pig iron  | 5            | 5          | 0            | —          | —          |
| 5315 ferro alloys                                    | 2            | 1          | 1            | —          | —          |
| 5320 i&s primary forms                               | 7            | 4          | 3            | —          | —          |
| 5330 i&s plates & sheets                             | 8            | 5          | 3            | —          | —          |
| 5360 i&s bars & shapes                               | 9            | 8          | 0            | —          | —          |
| 5370 i&s pipe & tube                                 | 19           | 19         | 1            | —          | —          |
| 5390 primary i&s nec                                 | 19           | 17         | 2            | —          | —          |

TACOMA HARBOR, WA  
Freight Traffic, 2002 - continued  
(thousand short tons)

| Commodity   | Total        | Foreign      |              | Canadian   |          |
|---|--------------|--------------|--------------|------------|----------|
|   |              | Inbound*     | Outbound*    | Inbound    | Outbound |
| <b>Subtotal primary non-ferrous metal products</b>              | <b>746</b>   | <b>373</b>   | <b>245</b>   | <b>128</b> | <b>0</b> |
| 5421 copper   | 6            | 5            | 1            | —          | —        |
| 5422 aluminum   | 9            | 7            | 2            | —          | —        |
| 5429 smelted prod. nec  | 354          | 5            | 222          | 128        | —        |
| 5480 fab. metal products  | 377          | 356          | 20           | 0          | 0        |
| <b>Subtotal primary wood products</b>                           | <b>117</b>   | <b>21</b>    | <b>29</b>    | <b>67</b>  | <b>—</b> |
| 5540 primary wood prod.   | 117          | 21           | 29           | 67         | —        |
| <b>Total food and farm products</b>                             | <b>5,287</b> | <b>147</b>   | <b>5,137</b> | <b>—</b>   | <b>2</b> |
| <b>Subtotal fish</b>  | <b>67</b>    | <b>19</b>    | <b>48</b>    | <b>—</b>   | <b>—</b> |
| 6134 fish (not shellfish)                                       | 49           | 3            | 46           | —          | —        |
| 6136 shellfish  | 18           | 16           | 2            | —          | —        |
| <b>Subtotal grain</b>   | <b>2,463</b> | <b>3</b>     | <b>2,460</b> | <b>—</b>   | <b>—</b> |
| 6241 wheat  | 1            | —            | 1            | —          | —        |
| 6344 corn   | 2,458        | 0            | 2,458        | —          | —        |
| 6442 rice   | 3            | 3            | 0            | —          | —        |
| 6443 barley & rye   | 0            | —            | 0            | —          | —        |
| 6445 oats   | 0            | —            | 0            | —          | —        |
| <b>Subtotal oilseeds</b>  | <b>1,045</b> | <b>1</b>     | <b>1,044</b> | <b>—</b>   | <b>—</b> |
| 6521 peanuts  | 0            | 0            | —            | —          | —        |
| 6522 soybeans   | 1,032        | 1            | 1,032        | —          | —        |
| 6590 oilseeds nec   | 13           | 0            | 12           | —          | —        |
| <b>Subtotal vegetable products</b>                              | <b>252</b>   | <b>20</b>    | <b>232</b>   | <b>—</b>   | <b>—</b> |
| 6653 vegetable oils   | 2            | 1            | 1            | —          | —        |
| 6654 vegetables & prod.   | 250          | 19           | 231          | —          | —        |
| <b>Subtotal processed grain and animal feed</b>                 | <b>620</b>   | <b>3</b>     | <b>617</b>   | <b>—</b>   | <b>—</b> |
| 6746 wheat flour  | 1            | 0            | 1            | —          | —        |
| 6747 grain mill products  | 11           | 1            | 10           | —          | —        |
| 6781 hay & fodder   | 421          | 2            | 419          | —          | —        |
| 6782 animal feed, prep.   | 187          | 0            | 187          | —          | —        |
| <b>Subtotal other agricultural products</b>                     | <b>840</b>   | <b>101</b>   | <b>736</b>   | <b>—</b>   | <b>2</b> |
| 6811 meat, fresh, frozen  | 293          | 2            | 290          | —          | —        |
| 6817 meat, prepared   | 3            | 0            | 3            | —          | —        |
| 6822 dairy products   | 20           | 1            | 19           | —          | —        |
| 6835 fish, prepared   | 11           | 7            | 3            | —          | —        |
| 6838 tallow, animal oils  | 76           | —            | 74           | —          | 2        |
| 6839 animals & prod. nec  | 67           | 2            | 65           | —          | —        |
| 6856 bananas & plantains  | 0            | 0            | 0            | —          | —        |
| 6857 fruit & nuts nec   | 135          | 7            | 128          | —          | —        |
| 6858 fruit juices   | 73           | 60           | 13           | —          | —        |
| 6861 sugar  | 0            | 0            | 0            | —          | —        |
| 6871 coffee   | 3            | 3            | 0            | —          | —        |
| 6872 cocoa beans  | 0            | 0            | 0            | —          | —        |
| 6885 alcoholic beverages  | 14           | 3            | 11           | —          | —        |
| 6888 water & ice  | 1            | 0            | 1            | —          | —        |
| 6889 food products nec  | 121          | 13           | 107          | —          | —        |
| 6891 tobacco & products   | 19           | 0            | 19           | —          | —        |
| 6893 cotton   | 0            | 0            | 0            | —          | —        |
| 6894 natural fibers nec   | 1            | 1            | 0            | —          | —        |
| 6899 farm products nec  | 3            | 0            | 3            | —          | —        |
| <b>Total all manufactured equipment, machinery and products</b> | <b>2,674</b> | <b>2,486</b> | <b>175</b>   | <b>7</b>   | <b>5</b> |
| 7110 machinery (not elec)                                       | 340          | 278          | 59           | 0          | 2        |
| 7120 electrical machinery                                       | 299          | 286          | 13           | —          | —        |
| 7210 vehicles & parts   | 678          | 639          | 38           | —          | 0        |
| 7220 aircraft & parts   | 6            | 6            | 0            | —          | —        |
| 7230 ships & boats  | 2            | 1            | 1            | 0          | —        |
| 7300 ordnance & access.   | 0            | 0            | 0            | —          | —        |
| 7400 manufac. wood prod.  | 59           | 39           | 10           | 7          | 2        |
| 7500 textile products   | 218          | 204          | 14           | 0          | —        |
| 7600 rubber & plastic pr.                                       | 176          | 168          | 8            | —          | —        |
| 7900 manufac. prod. nec   | 895          | 865          | 30           | —          | —        |
| <b>Total unknown or not elsewhere classified</b>                | <b>311</b>   | <b>189</b>   | <b>122</b>   | <b>—</b>   | <b>—</b> |
| 9900 unknown or nec   | 311          | 189          | 122          | —          | —        |

| Commodity                                     | Total        | Domestic     |              |              |            |            |
|---|--------------|--------------|--------------|--------------|------------|------------|
|   |              | Coastwise    |              | Internal     |            |            |
|   |              | Receipts     | Shipments    | Receipts     | Shipments  | Intraport  |
| <b>Total, all commodities</b>                 | <b>7,417</b> | <b>2,182</b> | <b>1,877</b> | <b>2,156</b> | <b>695</b> | <b>507</b> |
| <b>Total petroleum and petroleum products</b> | <b>4,123</b> | <b>1,958</b> | <b>365</b>   | <b>892</b>   | <b>408</b> | <b>501</b> |
| <b>Subtotal crude petroleum</b>               | <b>1,847</b> | <b>1,847</b> | <b>—</b>     | <b>—</b>     | <b>—</b>   | <b>—</b>   |
| 2100 crude petroleum                          | 1,847        | 1,847        | —            | —            | —          | —          |
| <b>Subtotal petroleum products</b>            | <b>2,276</b> | <b>111</b>   | <b>365</b>   | <b>892</b>   | <b>408</b> | <b>501</b> |
| 2211 gasoline                                 | 308          | 15           | 30           | 231          | 25         | 7          |
| 2330 distillate fuel oil                      | 568          | 27           | 302          | 127          | 112        | —          |
| 2340 residual fuel oil                        | 1,347        | 46           | 12           | 534          | 263        | 493        |
| 2350 lube oil & greases                       | 21           | 4            | 16           | 0            | —          | 0          |
| 2429 naphtha & solvents                       | 12           | —            | 4            | —            | 8          | —          |

TACOMA HARBOR, WA  
 Freight Traffic, 2002 - continued  
 (thousand short tons)

| Commodity   | Total        | Domestic   |            |              |            |           |
|---|--------------|------------|------------|--------------|------------|-----------|
|   |              | Coastwise  |            | Internal     |            |           |
|   |              | Receipts   | Shipments  | Receipts     | Shipments  | Intraport |
| 2430 asphalt, tar & pitch                                       | 19           | 19         | —          | —            | —          | —         |
| 2640 liquid natural gas   | 0            | 0          | —          | —            | —          | —         |
| 2990 petro. products nec  | 0            | —          | 0          | —            | —          | —         |
| <b>Total chemicals and related products</b>                     | <b>28</b>    | <b>6</b>   | <b>19</b>  | <b>—</b>     | <b>3</b>   | <b>—</b>  |
| <b>Subtotal other chemicals and related products</b>            | <b>28</b>    | <b>6</b>   | <b>19</b>  | <b>—</b>     | <b>3</b>   | <b>—</b>  |
| 3211 acyclic hydrocarbons                                       | 0            | 0          | —          | —            | —          | —         |
| 3220 alcohols   | 3            | —          | —          | —            | 3          | —         |
| 3274 sodium hydroxide   | 3            | 3          | —          | —            | —          | —         |
| 3286 plastics   | 0            | 0          | —          | —            | —          | —         |
| 3299 chem. products nec   | 22           | 3          | 19         | —            | —          | —         |
| <b>Total crude materials, inedible except fuels</b>             | <b>1,596</b> | <b>0</b>   | <b>51</b>  | <b>1,263</b> | <b>276</b> | <b>7</b>  |
| <b>Subtotal forest products, wood and chips</b>                 | <b>1,070</b> | <b>0</b>   | <b>51</b>  | <b>803</b>   | <b>213</b> | <b>3</b>  |
| 4161 wood chips   | 162          | —          | —          | 158          | 2          | 3         |
| 4170 wood in the rough  | 854          | 0          | —          | 645          | 209        | —         |
| 4189 lumber   | 54           | —          | 51         | 0            | 3          | 0         |
| <b>Subtotal soil, sand, gravel, rock and stone</b>              | <b>460</b>   | <b>—</b>   | <b>—</b>   | <b>460</b>   | <b>—</b>   | <b>—</b>  |
| 4331 sand & gravel  | 460          | —          | —          | 460          | —          | —         |
| <b>Subtotal iron ore and scrap</b>                              | <b>66</b>    | <b>—</b>   | <b>—</b>   | <b>—</b>     | <b>63</b>  | <b>4</b>  |
| 4420 iron & steel scrap   | 66           | —          | —          | —            | 63         | 4         |
| <b>Total primary manufactured goods</b>                         | <b>128</b>   | <b>4</b>   | <b>118</b> | <b>0</b>     | <b>5</b>   | <b>0</b>  |
| <b>Subtotal paper products</b>                                  | <b>18</b>    | <b>—</b>   | <b>18</b>  | <b>—</b>     | <b>—</b>   | <b>—</b>  |
| 5190 paper products nec   | 18           | —          | 18         | —            | —          | —         |
| <b>Subtotal lime, cement and glass</b>                          | <b>56</b>    | <b>—</b>   | <b>53</b>  | <b>0</b>     | <b>2</b>   | <b>0</b>  |
| 5240 glass & glass prod.  | 2            | —          | 2          | —            | —          | —         |
| 5290 misc. mineral prod.  | 54           | —          | 51         | 0            | 2          | 0         |
| <b>Subtotal primary non-ferrous metal products</b>              | <b>44</b>    | <b>4</b>   | <b>40</b>  | <b>—</b>     | <b>0</b>   | <b>—</b>  |
| 5480 fab. metal products  | 44           | 4          | 40         | —            | 0          | —         |
| <b>Subtotal primary wood products</b>                           | <b>9</b>     | <b>—</b>   | <b>7</b>   | <b>—</b>     | <b>2</b>   | <b>—</b>  |
| 5540 primary wood prod.   | 9            | —          | 7          | —            | 2          | —         |
| <b>Total food and farm products</b>                             | <b>342</b>   | <b>22</b>  | <b>320</b> | <b>—</b>     | <b>—</b>   | <b>—</b>  |
| <b>Subtotal fish</b>  | <b>15</b>    | <b>15</b>  | <b>0</b>   | <b>—</b>     | <b>—</b>   | <b>—</b>  |
| 6134 fish (not shellfish)                                       | 15           | 15         | 0          | —            | —          | —         |
| <b>Subtotal processed grain and animal feed</b>                 | <b>0</b>     | <b>—</b>   | <b>0</b>   | <b>—</b>     | <b>—</b>   | <b>—</b>  |
| 6747 grain mill products  | 0            | —          | 0          | —            | —          | —         |
| 6782 animal feed, prep.   | 0            | —          | 0          | —            | —          | —         |
| <b>Subtotal other agricultural products</b>                     | <b>327</b>   | <b>7</b>   | <b>320</b> | <b>—</b>     | <b>—</b>   | <b>—</b>  |
| 6835 fish, prepared   | 7            | 7          | —          | —            | —          | —         |
| 6885 alcoholic beverages  | 0            | —          | 0          | —            | —          | —         |
| 6887 groceries  | 320          | 0          | 320        | —            | —          | —         |
| 6889 food products nec  | 0            | —          | 0          | —            | —          | —         |
| <b>Total all manufactured equipment, machinery and products</b> | <b>1,185</b> | <b>186</b> | <b>995</b> | <b>0</b>     | <b>4</b>   | <b>0</b>  |
| 7110 machinery (not elec)                                       | 2            | 0          | 2          | —            | —          | —         |
| 7120 electrical machinery                                       | 0            | 0          | —          | —            | —          | —         |
| 7210 vehicles & parts   | 4            | 0          | 2          | —            | 2          | —         |
| 7220 aircraft & parts   | 2            | —          | —          | —            | 2          | —         |
| 7400 manufac. wood prod.  | 45           | 1          | 43         | 0            | 0          | 0         |
| 7500 textile products   | 1            | 1          | —          | —            | —          | —         |
| 7600 rubber & plastic pr.                                       | 0            | —          | 0          | —            | —          | —         |
| 7900 manufac. prod. nec   | 1,131        | 184        | 947        | —            | —          | —         |
| <b>Total unknown or not elsewhere classified</b>                | <b>15</b>    | <b>5</b>   | <b>10</b>  | <b>—</b>     | <b>—</b>   | <b>—</b>  |
| 9900 unknown or nec   | 15           | 5          | 10         | —            | —          | —         |

\*Includes 171,652 tons of foreign inbound in-transits; Includes 196,442 tons of foreign outbound in-transits.

SEATTLE HARBOR, WA

Section Included: From Union Oil dock near Edmonds on the North to Fauntleroy Ferry Slip on the south, including Elliott Bay, East, West, and Duwamish Waterway, Lake Washington Ship Canal, Salmon Bay, Lake Union, Lake Washington, and Kenmore Navigation Channel. Controlling Depth: Elliott Bay, unlimited; West Waterway, 28.0 feet; East Waterway, 31.2 feet; Duwamish Waterway, 18.2 feet from head of West Waterway to 1st Avenue So., 11.0 feet from 1st Avenue So. 14th Avenue So. 8.5 feet from 14th Avenue So. to head of waterway; Lake Washington Ship Canal, 29.2 feet below locks; above the locks 26.1 feet, Kenmore Navigation Channel; 13.6 feet. Project Depth: Elliot Bay, unlimited; East and West Waterways, 34 feet; Duwamish Waterway, 30 feet to First Avenue South; 20 feet to 8th Avenue South; and 15 feet from 8th Avenue South to head of waterway; Lake Washington Ship Canal, 34 feet below locks; 30 feet at lower pool level, Kenmore Navigation Channel; 15 feet. All depths refer to mlw except inside Lake Washington Ship Canal which reflects low lake level.

Comparative Statement of Traffic (thousand short tons)

| Year | Total  | Year | Total  | Year | Total  | Year        | Total         |
|------|--------|------|--------|------|--------|-------------|---------------|
| 1993 | 21,693 | 1996 | 23,547 | 1999 | 25,443 | <b>2002</b> | <b>19,591</b> |
| 1994 | 22,336 | 1997 | 26,564 | 2000 | 24,156 |             |               |
| 1995 | 26,180 | 1998 | 22,594 | 2001 | 20,546 |             |               |

Freight Traffic, 2002 (thousand short tons)

| Commodity  | Total         | Foreign      |              | Canadian     |            |
|--|---------------|--------------|--------------|--------------|------------|
|  |               | Inbound*     | Outbound*    | Inbound*     | Outbound*  |
| <b>Total, all commodities</b>                        | <b>13,470</b> | <b>4,045</b> | <b>5,932</b> | <b>3,390</b> | <b>104</b> |
| <b>Total coal</b>                                    | <b>166</b>    | <b>0</b>     | <b>1</b>     | <b>166</b>   | <b>—</b>   |
| 1100 coal lignite                                    | 166           | 0            | 1            | 166          | —          |
| <b>Total petroleum and petroleum products</b>        | <b>240</b>    | <b>18</b>    | <b>40</b>    | <b>110</b>   | <b>72</b>  |
| <b>Subtotal crude petroleum</b>                      | <b>0</b>      | <b>—</b>     | <b>0</b>     | <b>—</b>     | <b>—</b>   |
| 2100 crude petroleum                                 | 0             | —            | 0            | —            | —          |
| <b>Subtotal petroleum products</b>                   | <b>240</b>    | <b>18</b>    | <b>40</b>    | <b>110</b>   | <b>72</b>  |
| 2211 gasoline  | 29            | 0            | 0            | —            | 29         |
| 2221 kerosene  | 56            | —            | 28           | —            | 28         |
| 2330 distillate fuel oil                             | 26            | —            | 8            | 18           | —          |
| 2340 residual fuel oil                               | 93            | 17           | —            | 61           | 15         |
| 2350 lube oil & greases                              | 2             | 0            | 2            | —            | —          |
| 2410 petro. jelly & waxes                            | 0             | 0            | 0            | —            | —          |
| 2429 naphtha & solvents                              | 33            | 0            | 1            | 31           | —          |
| 2430 asphalt, tar & pitch                            | 0             | 0            | 0            | —            | —          |
| 2540 petroleum coke                                  | 0             | 0            | 0            | —            | —          |
| 2640 liquid natural gas                              | 0             | 0            | 0            | —            | —          |
| <b>Total chemicals and related products</b>          | <b>493</b>    | <b>243</b>   | <b>212</b>   | <b>32</b>    | <b>7</b>   |
| <b>Subtotal fertilizers</b>                          | <b>5</b>      | <b>1</b>     | <b>3</b>     | <b>—</b>     | <b>—</b>   |
| 3110 nitrogenous fert.                               | 0             | 0            | 0            | —            | —          |
| 3120 phosphatic fert.                                | 1             | 0            | 1            | —            | —          |
| 3130 potassic fert.                                  | 0             | 0            | —            | —            | —          |
| 3190 fert. & mixes nec                               | 4             | 1            | 3            | —            | —          |
| <b>Subtotal other chemicals and related products</b> | <b>489</b>    | <b>241</b>   | <b>209</b>   | <b>32</b>    | <b>7</b>   |
| 3211 acyclic hydrocarbons                            | 1             | 0            | 1            | —            | —          |
| 3212 benzene & toluene                               | 0             | 0            | 0            | —            | —          |
| 3219 other hydrocarbons                              | 3             | 1            | 2            | —            | —          |
| 3220 alcohols  | 13            | 8            | 5            | —            | —          |
| 3230 carboxylic acids                                | 16            | 10           | 6            | —            | —          |
| 3240 nitrogen func. comp.                            | 20            | 14           | 6            | —            | —          |
| 3250 organo - inorg. comp.                           | 4             | 3            | 1            | —            | —          |
| 3260 organic comp. nec                               | 10            | 3            | 8            | —            | —          |
| 3272 sulphuric acid                                  | 2             | 1            | 1            | —            | —          |
| 3273 ammonia   | 0             | 0            | 0            | —            | —          |
| 3274 sodium hydroxide                                | 1             | 0            | 1            | —            | —          |
| 3275 inorg. elem., oxides, & halogen salts           | 38            | 24           | 13           | 0            | —          |
| 3276 metallic salts                                  | 53            | 50           | 3            | —            | —          |
| 3279 inorganic chem. nec                             | 5             | 3            | 2            | —            | 0          |
| 3281 radioactive material                            | 2             | 0            | 2            | —            | —          |
| 3282 pigments & paints                               | 14            | 10           | 3            | —            | —          |
| 3283 coloring mat. nec                               | 3             | 2            | 1            | —            | —          |
| 3284 medicines                                       | 16            | 2            | 13           | —            | —          |
| 3285 perfumes & cleansers                            | 23            | 6            | 17           | 0            | —          |
| 3286 plastics  | 167           | 84           | 82           | 0            | 0          |
| 3291 pesticides                                      | 3             | 0            | 2            | —            | —          |
| 3292 starches, gluten, glue                          | 22            | 3            | 20           | —            | —          |
| 3293 explosives                                      | 2             | 2            | 0            | —            | —          |
| 3297 chemical additives                              | 5             | 2            | 3            | —            | —          |
| 3298 wood & resin chem.                              | 0             | 0            | 0            | —            | —          |
| 3299 chem. products nec                              | 68            | 11           | 18           | 32           | 7          |
| <b>Total crude materials, inedible except fuels</b>  | <b>3,289</b>  | <b>365</b>   | <b>665</b>   | <b>2,255</b> | <b>4</b>   |
| <b>Subtotal forest products, wood and chips</b>      | <b>256</b>    | <b>38</b>    | <b>205</b>   | <b>9</b>     | <b>4</b>   |
| 4110 rubber & gums                                   | 16            | 14           | 2            | —            | —          |
| 4150 fuel wood                                       | 3             | 0            | 1            | —            | 1          |
| 4161 wood chips                                      | 4             | 0            | 0            | 2            | 1          |
| 4170 wood in the rough                               | 37            | 1            | 36           | —            | —          |
| 4189 lumber  | 193           | 20           | 166          | 6            | 1          |
| 4190 forest products nec                             | 3             | 2            | 1            | 0            | —          |
| <b>Subtotal pulp and waste paper</b>                 | <b>379</b>    | <b>0</b>     | <b>379</b>   | <b>—</b>     | <b>—</b>   |
| 4225 pulp & waste paper                              | 379           | 0            | 379          | —            | —          |
| <b>Subtotal soil, sand, gravel, rock and stone</b>   | <b>2,556</b>  | <b>308</b>   | <b>7</b>     | <b>2,241</b> | <b>—</b>   |
| 4310 building stone                                  | 19            | 7            | 4            | 8            | —          |
| 4322 limestone                                       | 1,719         | 0            | 0            | 1,719        | —          |
| 4323 gypsum  | 350           | 292          | 1            | 58           | —          |
| 4331 sand & gravel                                   | 468           | 9            | 2            | 457          | —          |



SEATTLE HARBOR, WA  
Freight Traffic, 2002 - continued  
(thousand short tons)

| Commodity  | Total        | Foreign    |              | Canadian   |           |
|--|--------------|------------|--------------|------------|-----------|
|  |              | Inbound*   | Outbound*    | Inbound*   | Outbound* |
| <b>Subtotal iron ore and scrap</b>                 | <b>4</b>     | <b>0</b>   | <b>4</b>     | ---        | ---       |
| 4410 iron ore                                      | 0            | ---        | 0            | ---        | ---       |
| 4420 iron & steel scrap                            | 4            | 0          | 4            | ---        | ---       |
| <b>Subtotal marine shells</b>                      | <b>0</b>     | <b>0</b>   | ---          | ---        | ---       |
| 4515 marine shells                                 | 0            | 0          | ---          | ---        | ---       |
| <b>Subtotal non-ferrous ores and scrap</b>         | <b>18</b>    | <b>4</b>   | <b>13</b>    | ---        | ---       |
| 4630 copper ore                                    | 1            | ---        | 1            | ---        | ---       |
| 4650 aluminum ore                                  | 5            | 4          | 1            | ---        | ---       |
| 4680 non-ferrous scrap                             | 12           | 0          | 11           | ---        | ---       |
| 4690 non-ferrous ores nec                          | 0            | 0          | 0            | ---        | ---       |
| <b>Subtotal sulphur, clay and salt</b>             | <b>43</b>    | <b>1</b>   | <b>41</b>    | ---        | ---       |
| 4741 sulphur, (dry)                                | 1            | 0          | 1            | ---        | ---       |
| 4782 clay & refrac. mat.                           | 41           | 1          | 40           | ---        | ---       |
| <b>Subtotal slag</b>                               | <b>12</b>    | <b>12</b>  | ---          | ---        | ---       |
| 4860 slag  | 12           | 12         | ---          | ---        | ---       |
| <b>Subtotal other non-metal. min.</b>              | <b>21</b>    | <b>1</b>   | <b>15</b>    | <b>4</b>   | ---       |
| 4900 non-metal. min. nec                           | 21           | 1          | 15           | 4          | ---       |
| <b>Total primary manufactured goods</b>            | <b>2,045</b> | <b>786</b> | <b>436</b>   | <b>805</b> | <b>17</b> |
| <b>Subtotal paper products</b>                     | <b>377</b>   | <b>81</b>  | <b>297</b>   | <b>0</b>   | ---       |
| 5110 newsprint                                     | 27           | 0          | 27           | ---        | ---       |
| 5120 paper & paperboard                            | 308          | 64         | 244          | ---        | ---       |
| 5190 paper products nec                            | 42           | 16         | 26           | 0          | ---       |
| <b>Subtotal lime, cement and glass</b>             | <b>1,047</b> | <b>304</b> | <b>54</b>    | <b>671</b> | <b>17</b> |
| 5210 lime  | 0            | ---        | 0            | ---        | ---       |
| 5220 cement & concrete                             | 883          | 195        | 0            | 671        | 17        |
| 5240 glass & glass prod.                           | 57           | 42         | 15           | 0          | 0         |
| 5290 misc. mineral prod.                           | 107          | 67         | 40           | 0          | ---       |
| <b>Subtotal primary iron and steel products</b>    | <b>71</b>    | <b>63</b>  | <b>6</b>     | <b>2</b>   | ---       |
| 5312 pig iron                                      | 3            | 2          | 0            | ---        | ---       |
| 5315 ferro alloys                                  | 3            | 2          | 1            | ---        | ---       |
| 5320 i&s primary forms                             | 6            | 4          | 2            | ---        | ---       |
| 5330 i&s plates & sheets                           | 19           | 16         | 1            | 2          | ---       |
| 5360 i&s bars & shapes                             | 8            | 8          | 0            | 0          | ---       |
| 5370 i&s pipe & tube                               | 22           | 22         | 0            | ---        | ---       |
| 5390 primary i&s nec                               | 9            | 9          | 0            | ---        | ---       |
| <b>Subtotal primary non-ferrous metal products</b> | <b>521</b>   | <b>322</b> | <b>68</b>    | <b>132</b> | <b>0</b>  |
| 5421 copper  | 7            | 6          | 1            | ---        | ---       |
| 5422 aluminum                                      | 12           | 6          | 6            | 0          | ---       |
| 5429 smelted prod. nec                             | 172          | 6          | 35           | 132        | ---       |
| 5480 fab. metal products                           | 330          | 304        | 26           | 0          | 0         |
| <b>Subtotal primary wood products</b>              | <b>28</b>    | <b>16</b>  | <b>11</b>    | <b>0</b>   | ---       |
| 5540 primary wood prod.                            | 28           | 16         | 11           | 0          | ---       |
| <b>Total food and farm products</b>                | <b>4,566</b> | <b>310</b> | <b>4,251</b> | <b>2</b>   | <b>3</b>  |
| <b>Subtotal fish</b>                               | <b>134</b>   | <b>37</b>  | <b>95</b>    | <b>0</b>   | <b>2</b>  |
| 6134 fish (not shellfish)                          | 118          | 25         | 91           | 0          | 2         |
| 6136 shellfish                                     | 16           | 12         | 4            | 0          | 0         |
| <b>Subtotal grain</b>                              | <b>1,034</b> | <b>17</b>  | <b>1,016</b> | ---        | ---       |
| 6241 wheat   | 33           | ---        | 33           | ---        | ---       |
| 6344 corn  | 885          | 0          | 885          | ---        | ---       |
| 6442 rice  | 17           | 17         | 0            | ---        | ---       |
| 6443 barley & rye                                  | 0            | ---        | 0            | ---        | ---       |
| 6445 oats  | 0            | ---        | 0            | ---        | ---       |
| 6447 sorghum grains                                | 97           | ---        | 97           | ---        | ---       |
| <b>Subtotal oilseeds</b>                           | <b>1,075</b> | <b>5</b>   | <b>1,069</b> | ---        | ---       |
| 6521 peanuts                                       | 0            | 0          | ---          | ---        | ---       |
| 6522 soybeans                                      | 1,052        | 0          | 1,052        | ---        | ---       |
| 6534 flaxseed                                      | 0            | 0          | 0            | ---        | ---       |
| 6590 oilseeds nec                                  | 23           | 5          | 18           | ---        | ---       |
| <b>Subtotal vegetable products</b>                 | <b>370</b>   | <b>16</b>  | <b>354</b>   | ---        | <b>0</b>  |
| 6653 vegetable oils                                | 4            | 1          | 3            | ---        | 0         |
| 6654 vegetables & prod.                            | 365          | 14         | 351          | ---        | 0         |
| <b>Subtotal processed grain and animal feed</b>    | <b>951</b>   | <b>13</b>  | <b>939</b>   | <b>0</b>   | <b>0</b>  |
| 6746 wheat flour                                   | 4            | 0          | 4            | ---        | ---       |
| 6747 grain mill products                           | 14           | 1          | 12           | 0          | ---       |
| 6781 hay & fodder                                  | 2            | 2          | 626          | ---        | 0         |
| 6782 animal feed, prep.                            | 306          | 9          | 297          | ---        | ---       |
| <b>Subtotal other agricultural products</b>        | <b>1,002</b> | <b>223</b> | <b>778</b>   | <b>2</b>   | <b>0</b>  |
| 6811 meat, fresh, frozen                           | 307          | 54         | 253          | 0          | ---       |
| 6817 meat, prepared                                | 4            | 0          | 4            | ---        | ---       |
| 6822 dairy products                                | 61           | 0          | 61           | ---        | ---       |
| 6835 fish, prepared                                | 23           | 3          | 20           | ---        | 0         |
| 6838 tallow, animal oils                           | 1            | ---        | 1            | 0          | ---       |
| 6839 animals & prod. nec                           | 116          | 10         | 105          | ---        | 0         |
| 6856 bananas & plantains                           | 0            | 0          | ---          | ---        | ---       |
| 6857 fruit & nuts nec                              | 174          | 35         | 139          | 0          | 0         |
| 6858 fruit juices                                  | 37           | 19         | 18           | 0          | ---       |
| 6861 sugar   | 0            | 0          | 0            | ---        | ---       |
| 6865 molasses                                      | 23           | 23         | 0            | ---        | ---       |
| 6871 coffee  | 29           | 27         | 1            | 1          | ---       |
| 6872 cocoa beans                                   | 4            | 4          | ---          | ---        | ---       |
| 6885 alcoholic beverages                           | 40           | 14         | 25           | 0          | 0         |
| 6888 water & ice                                   | 5            | 4          | 1            | ---        | ---       |
| 6889 food products nec                             | 147          | 23         | 123          | 0          | 0         |
| 6891 tobacco & products                            | 2            | 2          | 0            | ---        | ---       |

SEATTLE HARBOR, WA  
Freight Traffic, 2002 - continued  
(thousand short tons)

| Commodity   | Total        | Foreign      |            | Canadian  |           |
|---|--------------|--------------|------------|-----------|-----------|
|   |              | Inbound*     | Outbound*  | Inbound*  | Outbound* |
| 6893 cotton   | 4            | 0            | 4          | —         | —         |
| 6894 natural fibers nec   | 2            | 1            | 0          | —         | —         |
| 6899 farm products nec  | 23           | 2            | 21         | 0         | 0         |
| <b>Total all manufactured equipment, machinery and products</b> | <b>2,418</b> | <b>2,146</b> | <b>256</b> | <b>15</b> | <b>2</b>  |
| 7110 machinery (not elec)                                       | 286          | 208          | 64         | 13        | 1         |
| 7120 electrical machinery                                       | 343          | 313          | 30         | 0         | —         |
| 7210 vehicles & parts   | 254          | 219          | 35         | 0         | 0         |
| 7220 aircraft & parts   | 5            | 4            | 1          | 0         | —         |
| 7230 ships & boats  | 7            | 5            | 2          | 0         | 0         |
| 7300 ordnance & access.   | 0            | 0            | 0          | —         | —         |
| 7400 manufac. wood prod.  | 40           | 30           | 10         | 0         | 0         |
| 7500 textile products   | 300          | 275          | 25         | 0         | 0         |
| 7600 rubber & plastic pr.                                       | 218          | 201          | 17         | 0         | 0         |
| 7900 manufac. prod. nec   | 964          | 891          | 72         | 1         | 0         |
| <b>Total unknown or not elsewhere classified</b>                | <b>253</b>   | <b>176</b>   | <b>72</b>  | <b>5</b>  | <b>0</b>  |
| 9900 unknown or nec   | 253          | 176          | 72         | 5         | 0         |

| Commodity  | Total        | Domestic   |              |              |            |            |
|--|--------------|------------|--------------|--------------|------------|------------|
|  |              | Coastwise  |              | Internal     |            |            |
|  |              | Receipts   | Shipments    | Receipts     | Shipments  | Intraport  |
| <b>Total, all commodities</b>                        | <b>6,121</b> | <b>379</b> | <b>1,165</b> | <b>3,466</b> | <b>495</b> | <b>615</b> |
| <b>Total coal</b>                                    | <b>0</b>     | <b>—</b>   | <b>—</b>     | <b>0</b>     | <b>0</b>   | <b>—</b>   |
| 1100 coal lignite                                    | 0            | —          | —            | 0            | 0          | —          |
| <b>Total petroleum and petroleum products</b>        | <b>2,281</b> | <b>214</b> | <b>418</b>   | <b>985</b>   | <b>197</b> | <b>466</b> |
| <b>Subtotal crude petroleum</b>                      | <b>1</b>     | <b>—</b>   | <b>0</b>     | <b>0</b>     | <b>1</b>   | <b>—</b>   |
| 2100 crude petroleum                                 | 1            | —          | 0            | 0            | 1          | —          |
| <b>Subtotal petroleum products</b>                   | <b>2,280</b> | <b>214</b> | <b>418</b>   | <b>985</b>   | <b>197</b> | <b>466</b> |
| 2211 gasoline  | 456          | 12         | 273          | 145          | 26         | —          |
| 2330 distillate fuel oil                             | 303          | 11         | 113          | 136          | 32         | 12         |
| 2340 residual fuel oil                               | 1,345        | 50         | 12           | 704          | 125        | 453        |
| 2350 lube oil & greases                              | 16           | 14         | 0            | —            | 1          | 1          |
| 2429 naphtha & solvents                              | 10           | 10         | —            | —            | 0          | —          |
| 2430 asphalt, tar & pitch                            | 97           | 74         | 18           | 0            | 5          | —          |
| 2640 liquid natural gas                              | 3            | —          | 0            | 0            | 3          | —          |
| 2990 petro. products nec                             | 51           | 44         | 2            | 0            | 5          | —          |
| <b>Total chemicals and related products</b>          | <b>66</b>    | <b>0</b>   | <b>51</b>    | <b>4</b>     | <b>8</b>   | <b>3</b>   |
| <b>Subtotal fertilizers</b>                          | <b>34</b>    | <b>0</b>   | <b>32</b>    | <b>0</b>     | <b>2</b>   | <b>—</b>   |
| 3110 nitrogenous fert.                               | 0            | —          | —            | —            | 0          | —          |
| 3190 fert. & mixes nec                               | 33           | 0          | 32           | 0            | 1          | —          |
| <b>Subtotal other chemicals and related products</b> | <b>32</b>    | <b>0</b>   | <b>19</b>    | <b>4</b>     | <b>6</b>   | <b>3</b>   |
| 3211 acyclic hydrocarbons                            | 1            | —          | —            | —            | 1          | —          |
| 3220 alcohols  | 11           | —          | 5            | 3            | 0          | 3          |
| 3260 organic comp. nec                               | 0            | —          | —            | —            | 0          | —          |
| 3275 inorg. elem., oxides, & halogen salts           | 0            | —          | 0            | —            | —          | —          |
| 3276 metallic salts                                  | 4            | —          | 3            | 0            | 1          | —          |
| 3281 radioactive material                            | 0            | 0          | —            | —            | —          | —          |
| 3282 pigments & paints                               | 1            | 0          | 0            | 1            | 0          | —          |
| 3284 medicines                                       | 0            | —          | —            | —            | 0          | —          |
| 3285 perfumes & cleansers                            | 1            | 0          | 1            | —            | 0          | —          |
| 3286 plastics  | 7            | —          | 6            | 0            | 0          | —          |
| 3291 pesticides                                      | 0            | —          | 0            | —            | —          | —          |
| 3293 explosives                                      | 2            | —          | 2            | —            | 0          | —          |
| 3298 wood & resin chem.                              | 0            | —          | 0            | —            | —          | —          |
| 3299 chem. products nec                              | 5            | 0          | 1            | 0            | 4          | —          |
| <b>Total crude materials, inedible except fuels</b>  | <b>2,527</b> | <b>6</b>   | <b>175</b>   | <b>2,324</b> | <b>22</b>  | <b>0</b>   |
| <b>Subtotal forest products, wood and chips</b>      | <b>179</b>   | <b>2</b>   | <b>152</b>   | <b>11</b>    | <b>15</b>  | <b>0</b>   |
| 4110 rubber & gums                                   | 0            | —          | —            | 0            | 0          | —          |
| 4170 wood in the rough                               | 7            | 0          | 0            | 6            | 1          | —          |
| 4189 lumber  | 169          | 2          | 151          | 4            | 12         | 0          |
| 4190 forest products nec                             | 3            | —          | 1            | 0            | 2          | —          |
| <b>Subtotal pulp and waste paper</b>                 | <b>2</b>     | <b>2</b>   | <b>0</b>     | <b>0</b>     | <b>0</b>   | <b>—</b>   |
| 4225 pulp & waste paper                              | 2            | 2          | 0            | 0            | 0          | —          |
| <b>Subtotal soil, sand, gravel, rock and stone</b>   | <b>2,256</b> | <b>—</b>   | <b>3</b>     | <b>2,249</b> | <b>3</b>   | <b>—</b>   |
| 4331 sand & gravel                                   | 2,251        | —          | 1            | 2,249        | 1          | —          |
| 4338 soil & fill dirt                                | 5            | —          | 2            | 1            | 2          | —          |
| <b>Subtotal iron ore and scrap</b>                   | <b>65</b>    | <b>1</b>   | <b>—</b>     | <b>64</b>    | <b>—</b>   | <b>—</b>   |
| 4420 iron & steel scrap                              | 65           | 1          | —            | 64           | —          | —          |
| <b>Subtotal non-ferrous ores and scrap</b>           | <b>7</b>     | <b>—</b>   | <b>7</b>     | <b>0</b>     | <b>—</b>   | <b>—</b>   |
| 4630 copper ore                                      | 7            | —          | 7            | 0            | —          | —          |
| 4680 non-ferrous scrap                               | 0            | —          | —            | 0            | —          | —          |
| <b>Subtotal sulphur, clay and salt</b>               | <b>0</b>     | <b>—</b>   | <b>—</b>     | <b>0</b>     | <b>0</b>   | <b>—</b>   |
| 4782 clay & refrac. mat.                             | 0            | —          | —            | 0            | 0          | —          |
| <b>Subtotal other non-metal. min.</b>                | <b>18</b>    | <b>0</b>   | <b>14</b>    | <b>0</b>     | <b>4</b>   | <b>—</b>   |
| 4900 non-metal. min. nec                             | 18           | 0          | 14           | 0            | 4          | —          |

SEATTLE HARBOR, WA  
Freight Traffic, 2002 - continued  
(thousand short tons)

| Commodity   | Total      | Domestic   |            |           |            |            |
|---|------------|------------|------------|-----------|------------|------------|
|   |            | Coastwise  |            | Internal  |            |            |
|   |            | Receipts   | Shipments  | Receipts  | Shipments  | Inraport   |
| <b>Total primary manufactured goods</b>                         | <b>405</b> | <b>9</b>   | <b>211</b> | <b>13</b> | <b>60</b>  | <b>113</b> |
| <b>Subtotal paper products</b>                                  | <b>57</b>  | <b>6</b>   | <b>45</b>  | <b>1</b>  | <b>5</b>   | <b>—</b>   |
| 5110 newsprint  | 6          | —          | 5          | 0         | 1          | —          |
| 5120 paper & paperboard   | 5          | 0          | 5          | —         | —          | —          |
| 5190 paper products nec   | 46         | 6          | 35         | 1         | 5          | —          |
| <b>Subtotal lime, cement and glass</b>                          | <b>252</b> | <b>1</b>   | <b>105</b> | <b>3</b>  | <b>31</b>  | <b>113</b> |
| 5210 lime   | 11         | —          | 10         | —         | 1          | —          |
| 5220 cement & concrete  | 138        | 1          | 5          | 0         | 20         | 112        |
| 5240 glass & glass prod.  | 3          | —          | 1          | 0         | 2          | —          |
| 5290 misc. mineral prod.  | 99         | 0          | 89         | 3         | 8          | 0          |
| <b>Subtotal primary iron and steel products</b>                 | <b>1</b>   | <b>—</b>   | <b>0</b>   | <b>0</b>  | <b>1</b>   | <b>—</b>   |
| 5370 i&s pipe & tube  | 1          | —          | 0          | 0         | 1          | —          |
| 5390 primary i&s nec  | 0          | —          | —          | —         | 0          | —          |
| <b>Subtotal primary non-ferrous metal products</b>              | <b>88</b>  | <b>2</b>   | <b>58</b>  | <b>7</b>  | <b>21</b>  | <b>—</b>   |
| 5421 copper   | 0          | —          | —          | —         | 0          | —          |
| 5480 fab. metal products  | 88         | 2          | 58         | 7         | 21         | —          |
| <b>Subtotal primary wood products</b>                           | <b>6</b>   | <b>—</b>   | <b>2</b>   | <b>2</b>  | <b>2</b>   | <b>—</b>   |
| 5540 primary wood prod.   | 6          | —          | 2          | 2         | 2          | —          |
| <b>Total food and farm products</b>                             | <b>440</b> | <b>102</b> | <b>137</b> | <b>93</b> | <b>80</b>  | <b>28</b>  |
| <b>Subtotal fish</b>  | <b>121</b> | <b>45</b>  | <b>4</b>   | <b>71</b> | <b>1</b>   | <b>0</b>   |
| 6134 fish (not shellfish)                                       | 119        | 45         | 4          | 69        | 1          | 0          |
| 6136 shellfish  | 1          | 0          | —          | 1         | —          | —          |
| <b>Subtotal grain</b>   | <b>0</b>   | <b>—</b>   | <b>0</b>   | <b>—</b>  | <b>—</b>   | <b>—</b>   |
| 6442 rice   | 0          | —          | 0          | —         | —          | —          |
| <b>Subtotal vegetable products</b>                              | <b>35</b>  | <b>0</b>   | <b>35</b>  | <b>0</b>  | <b>0</b>   | <b>—</b>   |
| 6654 vegetables & prod.   | 35         | 0          | 35         | 0         | 0          | —          |
| <b>Subtotal processed grain and animal feed</b>                 | <b>53</b>  | <b>0</b>   | <b>53</b>  | <b>0</b>  | <b>0</b>   | <b>—</b>   |
| 6746 wheat flour  | 3          | —          | 3          | —         | —          | —          |
| 6747 grain mill products  | 1          | —          | 1          | 0         | 0          | —          |
| 6781 hay & fodder   | 1          | —          | 1          | —         | —          | —          |
| 6782 animal feed, prep.   | 48         | 0          | 48         | —         | 0          | —          |
| <b>Subtotal other agricultural products</b>                     | <b>231</b> | <b>56</b>  | <b>46</b>  | <b>22</b> | <b>79</b>  | <b>28</b>  |
| 6811 meat, fresh, frozen  | 2          | 0          | 2          | 0         | 0          | —          |
| 6822 dairy products   | 0          | 0          | 0          | —         | —          | —          |
| 6835 fish, prepared   | 27         | 14         | 0          | 13        | 0          | —          |
| 6839 animals & prod. nec  | 1          | 1          | 0          | —         | —          | —          |
| 6857 fruit & nuts nec   | 4          | 2          | 2          | —         | —          | —          |
| 6858 fruit juices   | 13         | 13         | 0          | 0         | 0          | —          |
| 6861 sugar  | 0          | —          | 0          | —         | —          | —          |
| 6865 molasses   | 53         | 25         | —          | —         | —          | 28         |
| 6871 coffee   | 0          | 0          | 0          | —         | —          | —          |
| 6885 alcoholic beverages  | 30         | —          | 11         | 8         | 11         | —          |
| 6887 groceries  | 60         | 0          | 6          | 1         | 54         | —          |
| 6888 water & ice  | 0          | —          | —          | 0         | —          | —          |
| 6889 food products nec  | 36         | 0          | 22         | 0         | 13         | —          |
| 6899 farm products nec  | 3          | 1          | 2          | —         | 0          | —          |
| <b>Total all manufactured equipment, machinery and products</b> | <b>382</b> | <b>48</b>  | <b>173</b> | <b>28</b> | <b>128</b> | <b>5</b>   |
| 7110 machinery (not elec)                                       | 45         | 25         | 13         | 3         | 4          | 0          |
| 7120 electrical machinery                                       | 5          | 0          | 1          | 0         | 4          | —          |
| 7210 vehicles & parts   | 35         | 7          | 14         | 6         | 9          | —          |
| 7220 aircraft & parts   | 2          | 0          | 0          | 0         | 2          | 0          |
| 7230 ships & boats  | 2          | 0          | 0          | 0         | 1          | —          |
| 7300 ordnance & access.   | 0          | —          | —          | —         | 0          | —          |
| 7400 manufac. wood prod.  | 60         | 0          | 41         | 2         | 16         | 0          |
| 7500 textile products   | 1          | 0          | 0          | 0         | 0          | —          |
| 7600 rubber & plastic pr.                                       | 1          | 0          | 0          | 0         | 1          | —          |
| 7900 manufac. prod. nec   | 231        | 16         | 104        | 16        | 91         | 4          |
| <b>Total waste and scrap nec</b>                                | <b>20</b>  | <b>0</b>   | <b>—</b>   | <b>20</b> | <b>—</b>   | <b>0</b>   |
| 8900 waste and scrap nec  | 20         | 0          | —          | 20        | —          | 0          |
| <b>Total unknown or not elsewhere classified</b>                | <b>0</b>   | <b>0</b>   | <b>—</b>   | <b>—</b>  | <b>—</b>   | <b>—</b>   |
| 9900 unknown or nec   | 0          | 0          | —          | —         | —          | —          |

\*Includes 294,085 tons of foreign inbound in-transits; Includes 95,404 tons of foreign outbound in-transits;  
Includes 183 tons of Canadian inbound in-transits; Includes 833 tons of Canadian outbound in-transits.

LAKE WASHINGTON SHIP CANAL, WA (INCLUDED IN TRAFFIC OF SEATTLE HARBOR, WA)

Section Included: As described under Seattle Harbor, WA.

Comparative Statement of Traffic (thousand short tons)

| Year | Total | Year | Total | Year | Total | Year        | Total        |
|------|-------|------|-------|------|-------|-------------|--------------|
| 1993 | 1,919 | 1996 | 1,316 | 1999 | 1,594 | <b>2002</b> | <b>1,013</b> |
| 1994 | 1,365 | 1997 | 1,496 | 2000 | 1,566 |             |              |
| 1995 | 1,555 | 1998 | 1,679 | 2001 | 695   |             |              |

Freight Traffic, 2002 (thousand short tons)

| Commodity   | Grand Total  | Domestic  |           |                 |                  |
|---|--------------|-----------|-----------|-----------------|------------------|
|   |              | Coastwise |           | Internal        |                  |
|   |              | Receipts  | Shipments | Inbound Upbound | Outbound Downbnd |
| <b>Total, all commodities</b>                                   | <b>1,013</b> | <b>27</b> | <b>39</b> | <b>944</b>      | <b>3</b>         |
| <b>Total petroleum and petroleum products</b>                   | <b>2</b>     | <b>—</b>  | <b>0</b>  | <b>2</b>        | <b>0</b>         |
| <b>Subtotal petroleum products</b>                              | <b>2</b>     | <b>—</b>  | <b>0</b>  | <b>2</b>        | <b>0</b>         |
| 2330 distillate fuel oil  | 1            | —         | —         | 1               | —                |
| 2340 residual fuel oil  | 1            | —         | —         | 1               | 0                |
| 2350 lube oil & greases   | 0            | —         | 0         | —               | —                |
| <b>Total crude materials, inedible except fuels</b>             | <b>951</b>   | <b>0</b>  | <b>7</b>  | <b>942</b>      | <b>2</b>         |
| <b>Subtotal forest products, wood and chips</b>                 | <b>0</b>     | <b>0</b>  | <b>0</b>  | <b>0</b>        | <b>—</b>         |
| 4189 lumber   | 0            | 0         | 0         | 0               | —                |
| <b>Subtotal soil, sand, gravel, rock and stone</b>              | <b>944</b>   | <b>—</b>  | <b>—</b>  | <b>942</b>      | <b>2</b>         |
| 4331 sand & gravel  | 942          | —         | —         | 942             | —                |
| 4338 soil & fill dirt   | 2            | —         | —         | —               | 2                |
| <b>Subtotal other non-metal. min.</b>                           | <b>7</b>     | <b>0</b>  | <b>7</b>  | <b>—</b>        | <b>0</b>         |
| 4900 non-metal. min. nec  | 7            | 0         | 7         | —               | 0                |
| <b>Total primary manufactured goods</b>                         | <b>17</b>    | <b>1</b>  | <b>16</b> | <b>0</b>        | <b>0</b>         |
| <b>Subtotal paper products</b>                                  | <b>7</b>     | <b>0</b>  | <b>7</b>  | <b>—</b>        | <b>0</b>         |
| 5190 paper products nec   | 7            | 0         | 7         | —               | 0                |
| <b>Subtotal lime, cement and glass</b>                          | <b>0</b>     | <b>—</b>  | <b>0</b>  | <b>—</b>        | <b>—</b>         |
| 5290 misc. mineral prod.  | 0            | —         | 0         | —               | —                |
| <b>Subtotal primary non-ferrous metal products</b>              | <b>11</b>    | <b>1</b>  | <b>9</b>  | <b>0</b>        | <b>0</b>         |
| 5480 fab. metal products  | 11           | 1         | 9         | 0               | 0                |
| <b>Total food and farm products</b>                             | <b>30</b>    | <b>26</b> | <b>4</b>  | <b>1</b>        | <b>0</b>         |
| <b>Subtotal fish</b>  | <b>29</b>    | <b>26</b> | <b>3</b>  | <b>1</b>        | <b>—</b>         |
| 6134 fish (not shellfish)                                       | 29           | 26        | 3         | 1               | —                |
| 6136 shellfish  | 0            | 0         | —         | —               | —                |
| <b>Subtotal vegetable products</b>                              | <b>0</b>     | <b>0</b>  | <b>0</b>  | <b>—</b>        | <b>0</b>         |
| 6654 vegetables & prod.   | 0            | 0         | 0         | —               | 0                |
| <b>Subtotal other agricultural products</b>                     | <b>1</b>     | <b>0</b>  | <b>1</b>  | <b>—</b>        | <b>0</b>         |
| 6811 meat, fresh, frozen  | 0            | —         | 0         | —               | 0                |
| 6858 fruit juices   | 0            | 0         | 0         | —               | 0                |
| 6887 groceries  | 0            | —         | 0         | —               | —                |
| <b>Total all manufactured equipment, machinery and products</b> | <b>13</b>    | <b>0</b>  | <b>12</b> | <b>—</b>        | <b>1</b>         |
| 7110 machinery (not elec)                                       | 1            | —         | 0         | —               | 0                |
| 7210 vehicles & parts   | 0            | 0         | —         | —               | —                |
| 7230 ships & boats  | 0            | —         | 0         | —               | —                |
| 7400 manufac. wood prod.  | 0            | —         | 0         | —               | —                |
| 7900 manufac. prod. nec   | 12           | 0         | 11        | —               | 0                |

EVERETT HARBOR AND SNOHOMISH RIVER, WA

Section Included: Port Gardner Bay from the Weyerhaeuser Company Thermo-Mechanical Mill, on the south to Preston Point on the north and including the Snohomish River and Tributary Waters. Controlling Depth: East Waterway, 33.3 feet; 14.0 feet in Port Gardner Bay to the settling basin; 8.8 feet in the settling basin; 6.1 feet from the settling basin to Burlington Northern Railroad; 4.8 feet from Burlington Northern Railroad to head of waterway at Steamboat Slough. Project Depth: East Waterway, 30 feet; deep water in Port Gardner Bay to settling basin, 15 feet; settling basin, 20 feet; from the settling basin to the gap, 8 feet; from the gap to the upstream settling basin, 8 feet; 40 feet in upstream settling basin; 8 feet to head of waterway. All depths refer to mlw.

Comparative Statement of Traffic (thousand short tons)

| Year | Total | Year | Total | Year | Total | Year        | Total        |
|------|-------|------|-------|------|-------|-------------|--------------|
| 1993 | 4,714 | 1996 | 4,007 | 1999 | 3,815 | <b>2002</b> | <b>3,009</b> |
| 1994 | 4,192 | 1997 | 3,640 | 2000 | 3,457 |             |              |
| 1995 | 4,441 | 1998 | 3,321 | 2001 | 2,868 |             |              |

Freight Traffic, 2002 (thousand short tons)

| Commodity   | Total      | Foreign    |            | Canadian   |            |
|---|------------|------------|------------|------------|------------|
|   |            | Inbound*   | Outbound   | Inbound    | Outbound   |
| <b>Total, all commodities</b>                                   | <b>504</b> | <b>7</b>   | <b>52</b>  | <b>190</b> | <b>254</b> |
| <b>Total chemicals and related products</b>                     | <b>0</b>   | <b>0</b>   | <b>---</b> | <b>---</b> | <b>---</b> |
| <b>Subtotal other chemicals and related products</b>            | <b>0</b>   | <b>0</b>   | <b>---</b> | <b>---</b> | <b>---</b> |
| 3220 alcohols   | 0          | 0          | ---        | ---        | ---        |
| 3230 carboxylic acids   | 0          | 0          | ---        | ---        | ---        |
| 3240 nitrogen func. comp.                                       | 0          | 0          | ---        | ---        | ---        |
| 3250 organo - inorg. comp.                                      | 0          | 0          | ---        | ---        | ---        |
| 3272 sulphuric acid   | 0          | 0          | ---        | ---        | ---        |
| 3275 inorg. elem., oxides, & halogen salts                      | 0          | 0          | ---        | ---        | ---        |
| 3282 pigments & paints  | 0          | 0          | ---        | ---        | ---        |
| 3284 medicines  | 0          | 0          | ---        | ---        | ---        |
| 3286 plastics   | 0          | 0          | ---        | ---        | ---        |
| 3293 explosives   | 0          | 0          | ---        | ---        | ---        |
| <b>Total crude materials, inedible except fuels</b>             | <b>453</b> | <b>0</b>   | <b>52</b>  | <b>160</b> | <b>241</b> |
| <b>Subtotal forest products, wood and chips</b>                 | <b>453</b> | <b>---</b> | <b>52</b>  | <b>160</b> | <b>241</b> |
| 4150 fuel wood  | 119        | ---        | ---        | 12         | 107        |
| 4161 wood chips   | 251        | ---        | ---        | 137        | 114        |
| 4170 wood in the rough  | 56         | ---        | 49         | 1          | 5          |
| 4189 lumber   | 27         | ---        | 3          | 9          | 15         |
| <b>Subtotal soil, sand, gravel, rock and stone</b>              | <b>0</b>   | <b>0</b>   | <b>---</b> | <b>---</b> | <b>---</b> |
| 4331 sand & gravel  | 0          | 0          | ---        | ---        | ---        |
| <b>Subtotal non-ferrous ores and scrap</b>                      | <b>0</b>   | <b>0</b>   | <b>---</b> | <b>---</b> | <b>---</b> |
| 4650 aluminum ore   | 0          | 0          | ---        | ---        | ---        |
| <b>Total primary manufactured goods</b>                         | <b>44</b>  | <b>1</b>   | <b>---</b> | <b>31</b>  | <b>13</b>  |
| <b>Subtotal paper products</b>                                  | <b>0</b>   | <b>0</b>   | <b>---</b> | <b>---</b> | <b>---</b> |
| 5120 paper & paperboard   | 0          | 0          | ---        | ---        | ---        |
| 5190 paper products nec   | 0          | 0          | ---        | ---        | ---        |
| <b>Subtotal lime, cement and glass</b>                          | <b>0</b>   | <b>0</b>   | <b>---</b> | <b>---</b> | <b>---</b> |
| 5240 glass & glass prod.  | 0          | 0          | ---        | ---        | ---        |
| 5290 misc. mineral prod.  | 0          | 0          | ---        | ---        | ---        |
| <b>Subtotal primary iron and steel products</b>                 | <b>0</b>   | <b>0</b>   | <b>---</b> | <b>---</b> | <b>---</b> |
| 5330 i&s plates & sheets  | 0          | 0          | ---        | ---        | ---        |
| 5370 i&s pipe & tube  | 0          | 0          | ---        | ---        | ---        |
| <b>Subtotal primary non-ferrous metal products</b>              | <b>31</b>  | <b>0</b>   | <b>---</b> | <b>31</b>  | <b>---</b> |
| 5422 aluminum   | 0          | 0          | ---        | ---        | ---        |
| 5429 smelted prod. nec  | 31         | ---        | ---        | 31         | ---        |
| 5480 fab. metal products  | 0          | 0          | ---        | ---        | ---        |
| <b>Subtotal primary wood products</b>                           | <b>13</b>  | <b>---</b> | <b>---</b> | <b>---</b> | <b>13</b>  |
| 5540 primary wood prod.   | 13         | ---        | ---        | ---        | 13         |
| <b>Total food and farm products</b>                             | <b>0</b>   | <b>0</b>   | <b>---</b> | <b>---</b> | <b>---</b> |
| <b>Subtotal vegetable products</b>                              | <b>0</b>   | <b>0</b>   | <b>---</b> | <b>---</b> | <b>---</b> |
| 6653 vegetable oils   | 0          | 0          | ---        | ---        | ---        |
| <b>Total all manufactured equipment, machinery and products</b> | <b>6</b>   | <b>6</b>   | <b>0</b>   | <b>---</b> | <b>---</b> |
| 7110 machinery (not elec)                                       | 2          | 2          | 0          | ---        | ---        |
| 7120 electrical machinery                                       | 1          | 1          | ---        | ---        | ---        |
| 7210 vehicles & parts   | 2          | 2          | ---        | ---        | ---        |
| 7220 aircraft & parts   | 1          | 1          | ---        | ---        | ---        |
| 7230 ships & boats  | 0          | 0          | ---        | ---        | ---        |
| 7500 textile products   | 0          | 0          | ---        | ---        | ---        |
| 7600 rubber & plastic pr.                                       | 1          | 1          | ---        | ---        | ---        |
| 7900 manufac. prod. nec   | 0          | 0          | ---        | ---        | ---        |
| <b>Total unknown or not elsewhere classified</b>                | <b>0</b>   | <b>0</b>   | <b>0</b>   | <b>---</b> | <b>---</b> |
| 9900 unknown or nec   | 0          | 0          | 0          | ---        | ---        |

EVERETT HARBOR AND SNOHOMISH RIVER, WA  
 Freight Traffic, 2002 - continued  
 (thousand short tons)

| Commodity   | Total        | Domestic  |              |              |           |
|---|--------------|-----------|--------------|--------------|-----------|
|   |              | Coastwise | Internal     |              |           |
|   |              | Shipments | Receipts     | Shipments    | Intraport |
| <b>Total, all commodities</b>                                   | <b>2,505</b> | <b>3</b>  | <b>1,474</b> | <b>1,009</b> | <b>18</b> |
| <b>Total petroleum and petroleum products</b>                   | <b>2</b>     | <b>—</b>  | <b>2</b>     | <b>—</b>     | <b>—</b>  |
| <b>Subtotal petroleum products</b>                              | <b>2</b>     | <b>—</b>  | <b>2</b>     | <b>—</b>     | <b>—</b>  |
| 2330 distillate fuel oil  | 0            | —         | 0            | —            | —         |
| 2340 residual fuel oil  | 2            | —         | 2            | —            | —         |
| <b>Total crude materials, inedible except fuels</b>             | <b>2,495</b> | <b>3</b>  | <b>1,468</b> | <b>1,005</b> | <b>18</b> |
| <b>Subtotal forest products, wood and chips</b>                 | <b>2,093</b> | <b>3</b>  | <b>1,067</b> | <b>1,005</b> | <b>18</b> |
| 4161 wood chips   | 72           | —         | 20           | 53           | —         |
| 4170 wood in the rough  | 2,021        | 3         | 1,047        | 953          | 18        |
| <b>Subtotal soil, sand, gravel, rock and stone</b>              | <b>401</b>   | <b>—</b>  | <b>401</b>   | <b>—</b>     | <b>—</b>  |
| 4331 sand & gravel  | 401          | —         | 401          | —            | —         |
| <b>Total all manufactured equipment, machinery and products</b> | <b>4</b>     | <b>—</b>  | <b>4</b>     | <b>0</b>     | <b>—</b>  |
| 7210 vehicles & parts   | 0            | —         | 0            | —            | —         |
| 7220 aircraft & parts   | 4            | —         | 4            | 0            | —         |
| <b>Total unknown or not elsewhere classified</b>                | <b>4</b>     | <b>—</b>  | <b>0</b>     | <b>4</b>     | <b>—</b>  |
| 9900 unknown or nec   | 4            | —         | 0            | 4            | —         |

\*Includes 1,155 tons of foreign inbound in-transits.

ANACORTES HARBOR, WA

Section Included: Water front of Fidalgo Island from Burrows Bay to and including the oil refinery wharves on Fidalgo Bay. Controlling Depth: Main harbor on Guemes Channel, 33 feet; CapSante Waterway, Outer Waterway 11.4 feet, Inner Waterway 11.8 feet, Anacortes Navigation Channel, 16.2 feet. Project Depth: No project for main harbor; Ca Sante Waterway, 12 feet Anacortes Navigation Channel, 18 feet. All depths refer to mllw.

Comparative Statement of Traffic (thousand short tons)

| Year | Total  | Year | Total  | Year | Total  | Year        | Total         |
|------|--------|------|--------|------|--------|-------------|---------------|
| 1993 | 13,124 | 1996 | 13,844 | 1999 | 16,232 | <b>2002</b> | <b>15,363</b> |
| 1994 | 12,950 | 1997 | 13,904 | 2000 | 18,005 |             |               |
| 1995 | 13,110 | 1998 | 11,948 | 2001 | 16,769 |             |               |

Freight Traffic, 2002 (thousand short tons)

| Commodity  | Total        | Foreign      |            | Canadian   |            |
|--|--------------|--------------|------------|------------|------------|
|  |              | Inbound      | Outbound   | Inbound    | Outbound   |
| <b>Total, all commodities</b>                        | <b>2,572</b> | <b>1,254</b> | <b>290</b> | <b>457</b> | <b>571</b> |
| <b>Total coal</b>                                    | <b>7</b>     | <b>—</b>     | <b>—</b>   | <b>—</b>   | <b>7</b>   |
| 1200 coal coke                                       | 7            | —            | —          | —          | 7          |
| <b>Total petroleum and petroleum products</b>        | <b>2,097</b> | <b>1,254</b> | <b>243</b> | <b>42</b>  | <b>557</b> |
| <b>Subtotal crude petroleum</b>                      | <b>1,236</b> | <b>1,236</b> | <b>—</b>   | <b>—</b>   | <b>—</b>   |
| 2100 crude petroleum                                 | 1,236        | 1,236        | —          | —          | —          |
| <b>Subtotal petroleum products</b>                   | <b>861</b>   | <b>18</b>    | <b>243</b> | <b>42</b>  | <b>557</b> |
| 2211 gasoline  | 34           | 18           | —          | —          | 16         |
| 2221 kerosene  | 80           | —            | —          | —          | 80         |
| 2330 distillate fuel oil                             | 124          | —            | 101        | 17         | 5          |
| 2340 residual fuel oil                               | 301          | —            | 52         | 25         | 225        |
| 2350 lube oil & greases                              | 10           | —            | 10         | —          | —          |
| 2429 naphtha & solvents                              | 37           | —            | 27         | —          | 11         |
| 2540 petroleum coke                                  | 275          | —            | 54         | —          | 221        |
| <b>Total chemicals and related products</b>          | <b>41</b>    | <b>0</b>     | <b>20</b>  | <b>21</b>  | <b>—</b>   |
| <b>Subtotal other chemicals and related products</b> | <b>41</b>    | <b>0</b>     | <b>20</b>  | <b>21</b>  | <b>—</b>   |
| 3211 acyclic hydrocarbons                            | 9            | —            | 9          | —          | —          |
| 3275 inorg. elem., oxides, & halogen salts           | 0            | 0            | —          | —          | —          |
| 3297 chemical additives                              | 4            | —            | —          | 4          | —          |
| 3298 wood & resin chem.                              | 17           | —            | —          | 17         | —          |
| 3299 chem. products nec                              | 11           | —            | 11         | —          | —          |
| <b>Total crude materials, inedible except fuels</b>  | <b>421</b>   | <b>—</b>     | <b>24</b>  | <b>391</b> | <b>6</b>   |
| <b>Subtotal forest products, wood and chips</b>      | <b>421</b>   | <b>—</b>     | <b>24</b>  | <b>391</b> | <b>6</b>   |
| 4161 wood chips                                      | 45           | —            | —          | 42         | 3          |
| 4170 wood in the rough                               | 375          | —            | 24         | 347        | 3          |
| 4189 lumber  | 1            | —            | —          | 1          | —          |
| <b>Total primary manufactured goods</b>              | <b>0</b>     | <b>—</b>     | <b>—</b>   | <b>0</b>   | <b>—</b>   |
| <b>Subtotal primary non-ferrous metal products</b>   | <b>0</b>     | <b>—</b>     | <b>—</b>   | <b>0</b>   | <b>—</b>   |
| 5480 fab. metal products                             | 0            | —            | —          | 0          | —          |
| <b>Total food and farm products</b>                  | <b>2</b>     | <b>—</b>     | <b>2</b>   | <b>0</b>   | <b>—</b>   |
| <b>Subtotal processed grain and animal feed</b>      | <b>0</b>     | <b>—</b>     | <b>—</b>   | <b>0</b>   | <b>—</b>   |
| 6782 animal feed, prep.                              | 0            | —            | —          | 0          | —          |

ANACORTES HARBOR, WA  
Freight Traffic, 2002 - continued  
(thousand short tons)

| Commodity   | Total    | Foreign |          | Canadian |          |
|---|----------|---------|----------|----------|----------|
|   |          | Inbound | Outbound | Inbound  | Outbound |
| <b>Subtotal other agricultural products</b>                     | <b>2</b> | —       | <b>2</b> | —        | —        |
| 6838 tallow, animal oils  | 2        | —       | 2        | —        | —        |
| <b>Total all manufactured equipment, machinery and products</b> | <b>3</b> | —       | —        | <b>3</b> | —        |
| 7110 machinery (not elec)                                       | 0        | —       | —        | 0        | —        |
| 7400 manufac. wood prod.  | 3        | —       | —        | 3        | —        |
| <b>Total unknown or not elsewhere classified</b>                | <b>1</b> | —       | <b>1</b> | <b>0</b> | —        |
| 9900 unknown or nec   | 1        | —       | 1        | 0        | —        |

| Commodity   | Total         | Domestic      |              |            |              |           |
|---|---------------|---------------|--------------|------------|--------------|-----------|
|   |               | Coastwise     |              | Internal   |              |           |
|   |               | Receipts      | Shipments    | Receipts   | Shipments    | Intraport |
| <b>Total, all commodities</b>                                   | <b>12,791</b> | <b>10,126</b> | <b>1,388</b> | <b>213</b> | <b>1,012</b> | <b>52</b> |
| <b>Total petroleum and petroleum products</b>                   | <b>12,760</b> | <b>10,126</b> | <b>1,383</b> | <b>194</b> | <b>1,005</b> | <b>52</b> |
| <b>Subtotal crude petroleum</b>                                 | <b>9,447</b>  | <b>9,447</b>  | —            | —          | —            | —         |
| 2100 crude petroleum  | 9,447         | 9,447         | —            | —          | —            | —         |
| <b>Subtotal petroleum products</b>                              | <b>3,313</b>  | <b>679</b>    | <b>1,383</b> | <b>194</b> | <b>1,005</b> | <b>52</b> |
| 2211 gasoline   | 1,049         | 127           | 624          | 21         | 276          | —         |
| 2330 distillate fuel oil  | 1,143         | 290           | 554          | 100        | 154          | 45        |
| 2340 residual fuel oil  | 877           | 104           | 126          | 65         | 575          | 7         |
| 2350 lube oil & greases   | 89            | 47            | 41           | 0          | 0            | 0         |
| 2429 naphtha & solvents   | 35            | 28            | —            | 8          | —            | —         |
| 2540 petroleum coke   | 36            | —             | 36           | —          | —            | —         |
| 2640 liquid natural gas   | 0             | —             | —            | —          | 0            | —         |
| 2990 petro. products nec  | 84            | 84            | —            | —          | —            | —         |
| <b>Total chemicals and related products</b>                     | <b>5</b>      | —             | <b>5</b>     | —          | —            | —         |
| <b>Subtotal other chemicals and related products</b>            | <b>5</b>      | —             | <b>5</b>     | —          | —            | —         |
| 3220 alcohols   | 5             | —             | 5            | —          | —            | —         |
| <b>Total crude materials, inedible except fuels</b>             | <b>22</b>     | —             | —            | <b>19</b>  | <b>3</b>     | —         |
| <b>Subtotal forest products, wood and chips</b>                 | <b>22</b>     | —             | —            | <b>19</b>  | <b>3</b>     | —         |
| 4170 wood in the rough  | 21            | —             | —            | 19         | 3            | —         |
| 4189 lumber   | 1             | —             | —            | —          | 1            | —         |
| <b>Total primary manufactured goods</b>                         | <b>1</b>      | —             | —            | —          | <b>1</b>     | —         |
| <b>Subtotal lime, cement and glass</b>                          | <b>0</b>      | —             | —            | —          | <b>0</b>     | —         |
| 5290 misc. mineral prod.  | 0             | —             | —            | —          | 0            | —         |
| <b>Subtotal primary non-ferrous metal products</b>              | <b>0</b>      | —             | —            | —          | <b>0</b>     | —         |
| 5480 fab. metal products  | 0             | —             | —            | —          | 0            | —         |
| <b>Total food and farm products</b>                             | <b>0</b>      | —             | —            | —          | <b>0</b>     | —         |
| <b>Subtotal fish</b>  | <b>0</b>      | —             | —            | —          | <b>0</b>     | —         |
| 6134 fish (not shellfish)                                       | 0             | —             | —            | —          | 0            | —         |
| <b>Total all manufactured equipment, machinery and products</b> | <b>3</b>      | —             | —            | <b>0</b>   | <b>2</b>     | —         |
| 7110 machinery (not elec)                                       | 2             | —             | —            | 0          | 1            | —         |
| 7210 vehicles & parts   | 0             | —             | —            | —          | 0            | —         |
| 7400 manufac. wood prod.  | 1             | —             | —            | —          | 1            | —         |
| <b>Total waste and scrap nec</b>                                | <b>1</b>      | —             | —            | —          | <b>1</b>     | —         |
| 8900 waste and scrap nec  | 1             | —             | —            | —          | 1            | —         |

BELLINGHAM BAY AND HARBOR, WA

Section Included: Bellingham Bay and Chuckanut Bay from the wharf of the Olympic Portland Cement Company on the north to and including Chuckanut Inter-Island Ferry Slip on the south. Controlling Depth: Whatcom Creek Waterway, 8.9 to 25.8 feet; Squalicum Creek Waterway, 23.2 feet, from deep water to turning basin, 19.7 feet in turning basin, 11.8 feet from sta. 16 + 00 to 5 + 40; I & J St. Waterway, 11.0 ft. Project Depth: Whatcom Creek Waterway, 18 to 30 feet; Squalicum Creek Waterway, 26 feet over the entire waterway. I & J Street Waterway 18 feet over the entire waterway. All depths refer to mllw.

Comparative Statement of Traffic (thousand short tons)

| Year | Total | Year | Total | Year | Total | Year        | Total      |
|------|-------|------|-------|------|-------|-------------|------------|
| 1993 | 1,223 | 1996 | 1,419 | 1999 | 1,526 | <b>2002</b> | <b>250</b> |
| 1994 | 1,343 | 1997 | 1,555 | 2000 | 541   |             |            |
| 1995 | 1,291 | 1998 | 1,244 | 2001 | 289   |             |            |

Freight Traffic, 2002 (thousand short tons)

| Commodity   | Total      | Foreign    |          | Canadian  |           |
|---|------------|------------|----------|-----------|-----------|
|   |            | Inbound    | Outbound | Inbound   | Outbound  |
| <b>Total, all commodities</b>                                   | <b>200</b> | <b>131</b> | <b>8</b> | <b>24</b> | <b>37</b> |
| <b>Total petroleum and petroleum products</b>                   | <b>174</b> | <b>130</b> | <b>—</b> | <b>7</b>  | <b>37</b> |
| <b>Subtotal crude petroleum</b>                                 | <b>130</b> | <b>130</b> | <b>—</b> | <b>—</b>  | <b>—</b>  |
| 2100 crude petroleum  | 130        | 130        | —        | —         | —         |
| <b>Subtotal petroleum products</b>                              | <b>44</b>  | <b>—</b>   | <b>—</b> | <b>7</b>  | <b>37</b> |
| 2221 kerosene   | 37         | —          | —        | —         | 37        |
| 2330 distillate fuel oil  | 7          | —          | —        | 7         | —         |
| <b>Total chemicals and related products</b>                     | <b>3</b>   | <b>—</b>   | <b>—</b> | <b>3</b>  | <b>—</b>  |
| <b>Subtotal other chemicals and related products</b>            | <b>3</b>   | <b>—</b>   | <b>—</b> | <b>3</b>  | <b>—</b>  |
| 3297 chemical additives   | 3          | —          | —        | 3         | —         |
| <b>Total crude materials, inedible except fuels</b>             | <b>14</b>  | <b>—</b>   | <b>—</b> | <b>14</b> | <b>—</b>  |
| <b>Subtotal soil, sand, gravel, rock and stone</b>              | <b>14</b>  | <b>—</b>   | <b>—</b> | <b>14</b> | <b>—</b>  |
| 4323 gypsum   | 11         | —          | —        | 11        | —         |
| 4331 sand & gravel  | 3          | —          | —        | 3         | —         |
| <b>Total primary manufactured goods</b>                         | <b>0</b>   | <b>—</b>   | <b>—</b> | <b>—</b>  | <b>0</b>  |
| <b>Subtotal paper products</b>                                  | <b>0</b>   | <b>—</b>   | <b>—</b> | <b>—</b>  | <b>0</b>  |
| 5120 paper & paperboard   | 0          | —          | —        | —         | 0         |
| <b>Total food and farm products</b>                             | <b>9</b>   | <b>0</b>   | <b>8</b> | <b>0</b>  | <b>—</b>  |
| <b>Subtotal fish</b>  | <b>1</b>   | <b>0</b>   | <b>—</b> | <b>0</b>  | <b>—</b>  |
| 6134 fish (not shellfish)                                       | 1          | 0          | —        | 0         | —         |
| <b>Subtotal vegetable products</b>                              | <b>4</b>   | <b>—</b>   | <b>4</b> | <b>—</b>  | <b>—</b>  |
| 6654 vegetables & prod.   | 4          | —          | 4        | —         | —         |
| <b>Subtotal other agricultural products</b>                     | <b>4</b>   | <b>—</b>   | <b>4</b> | <b>—</b>  | <b>—</b>  |
| 6811 meat, fresh, frozen  | 4          | —          | 4        | —         | —         |
| 6817 meat, prepared   | 0          | —          | 0        | —         | —         |
| 6822 dairy products   | 0          | —          | 0        | —         | —         |
| 6857 fruit & nuts nec   | 0          | —          | 0        | —         | —         |
| <b>Total all manufactured equipment, machinery and products</b> | <b>0</b>   | <b>0</b>   | <b>0</b> | <b>0</b>  | <b>—</b>  |
| 7110 machinery (not elec)                                       | 0          | —          | 0        | —         | —         |
| 7900 manufac. prod. nec   | 0          | 0          | —        | —         | —         |

| Commodity   | Total     | Domestic  |           |           |           |
|---|-----------|-----------|-----------|-----------|-----------|
|   |           | Coastwise |           | Internal  |           |
|   |           | Receipts  | Shipments | Receipts  | Shipments |
| <b>Total, all commodities</b>                       | <b>50</b> | <b>20</b> | <b>1</b>  | <b>27</b> | <b>2</b>  |
| <b>Total petroleum and petroleum products</b>       | <b>18</b> | <b>17</b> | <b>—</b>  | <b>1</b>  | <b>—</b>  |
| <b>Subtotal petroleum products</b>                  | <b>18</b> | <b>17</b> | <b>—</b>  | <b>1</b>  | <b>—</b>  |
| 2211 gasoline                                       | 0         | —         | —         | 0         | —         |
| 2330 distillate fuel oil                            | 17        | 17        | —         | —         | —         |
| 2340 residual fuel oil                              | 1         | —         | —         | 1         | —         |
| 2350 lube oil & greases                             | 0         | —         | —         | 0         | —         |
| <b>Total crude materials, inedible except fuels</b> | <b>25</b> | <b>—</b>  | <b>0</b>  | <b>25</b> | <b>0</b>  |
| <b>Subtotal forest products, wood and chips</b>     | <b>0</b>  | <b>—</b>  | <b>—</b>  | <b>—</b>  | <b>0</b>  |
| 4189 lumber   | 0         | —         | —         | —         | 0         |
| <b>Subtotal soil, sand, gravel, rock and stone</b>  | <b>25</b> | <b>—</b>  | <b>—</b>  | <b>25</b> | <b>—</b>  |
| 4331 sand & gravel                                  | 25        | —         | —         | 25        | —         |
| <b>Subtotal other non-metal. min.</b>               | <b>0</b>  | <b>—</b>  | <b>0</b>  | <b>0</b>  | <b>—</b>  |
| 4900 non-metal. min. nec                            | 0         | —         | 0         | 0         | —         |
| <b>Total primary manufactured goods</b>             | <b>3</b>  | <b>—</b>  | <b>1</b>  | <b>1</b>  | <b>2</b>  |
| <b>Subtotal paper products</b>                      | <b>0</b>  | <b>—</b>  | <b>0</b>  | <b>0</b>  | <b>—</b>  |
| 5190 paper products nec                             | 0         | —         | 0         | 0         | —         |
| <b>Subtotal lime, cement and glass</b>              | <b>2</b>  | <b>—</b>  | <b>—</b>  | <b>1</b>  | <b>2</b>  |
| 5290 misc. mineral prod.                            | 2         | —         | —         | 1         | 2         |
| <b>Subtotal primary non-ferrous metal products</b>  | <b>1</b>  | <b>—</b>  | <b>0</b>  | <b>0</b>  | <b>0</b>  |
| 5480 fab. metal products                            | 1         | —         | 0         | 0         | 0         |



BELLINGHAM BAY AND HARBOR, WA  
 Freight Traffic, 2002 - continued  
 (thousand short tons)

| Commodity   | Total    | Domestic  |           |          |           |
|---|----------|-----------|-----------|----------|-----------|
|   |          | Coastwise |           | Internal |           |
|   |          | Receipts  | Shipments | Receipts | Shipments |
| <b>Total food and farm products</b>                             | <b>3</b> | <b>3</b>  | —         | —        | —         |
| <b>Subtotal fish</b>  | <b>3</b> | <b>3</b>  | —         | —        | —         |
| 6134 fish (not shellfish)                                       | 3        | 3         | —         | —        | —         |
| <b>Total all manufactured equipment, machinery and products</b> | <b>1</b> | —         | <b>0</b>  | <b>0</b> | <b>0</b>  |
| 7210 vehicles & parts   | 0        | —         | —         | 0        | —         |
| 7400 manufac. wood prod.  | 0        | —         | —         | —        | 0         |
| 7900 manufac. prod. nec   | 0        | —         | 0         | 0        | —         |

## Other Harbors and Waterways 2002

| Harbor or Waterway<br>Project                            | Commodity   | Thousand Short Tons |
|--|---|---------------------|
| BLAINE HARBOR, WA  | No Commerce Reported                                      |                     |
| COLUMBIA RIVER BETWEEN WENATCHEE AND KETTLE<br>FALLS, WA | No Commerce Reported                                      |                     |
| FLATHEAD LAKE, MT  | No Commerce Reported                                      |                     |
| HOQUIAM RIVER, WA  | No Commerce Reported                                      |                     |
| KOOTENAI RIVER, ID AND MT                                | No Commerce Reported                                      |                     |
| NEAH BAY, WA   | No Commerce Reported                                      |                     |
| PORT GAMBLE HARBOR, WA                                   | 4170 wood in the rough                                    | 68                  |
|  | <b>Total Tons(x1000)</b>                                  | <b>68</b>           |
| PORT TOWNSEND HARBOR, WA                                 | 2330 distillate fuel oil                                  | 0                   |
|  | 2340 residual fuel oil                                    | 35                  |
|  | 4161 wood chips   | 88                  |
|  | 4170 wood in the rough                                    | 12                  |
|  | <b>Total Tons(x1000)</b>                                  | <b>135</b>          |
| QUILLAYUTE RIVER, WA                                     | No Commerce Reported                                      |                     |
| SKAGIT RIVER, WA   | 6134 fish (not shellfish)                                 | 0                   |
|  | <b>Total Tons(x1000)</b>                                  | <b>0</b>            |
|  | <b>Total Ton-miles(x1000)</b>                             | <b>0</b>            |
|  | <b>Total Trip-ton-miles Internal and Intraport(x1000)</b> | <b>1</b>            |
| STILLAGUAMISH RIVER, WA                                  | No Commerce Reported                                      |                     |
| SWINOMISH CHANNEL, WA                                    | 4170 wood in the rough                                    | 122                 |
|  | 4331 sand & gravel  | 18                  |
|  | <b>Total Tons(x1000)</b>                                  | <b>140</b>          |
|  | <b>Total Ton-miles(x1000)</b>                             | <b>509</b>          |
|  | <b>Total Trip-ton-miles Internal and Intraport(x1000)</b> | <b>6,174</b>        |
| WATERWAY CONNECTING PORT TOWNSEND BAY AND<br>OAK BAY, WA | No Commerce Reported                                      |                     |
| WILLAPA RIVER AND HARBOR, AND NASELLE RIVER, WA          | No Commerce Reported                                      |                     |
| Non-project  |   |                     |
| COEUR D ALENE LAKE AND ST. JOE RIVER, ID                 | 4170 wood in the rough                                    | 274                 |
|  | <b>Total Tons(x1000)</b>                                  | <b>274</b>          |
|  | <b>Total Ton-miles(x1000)</b>                             | <b>5,133</b>        |
|  | <b>Total Trip-ton-miles Internal and Intraport(x1000)</b> | <b>5,283</b>        |

Other Harbors and Waterways 2002 - continued

| Harbor or Waterway<br>Non-project      | Commodity                                  | Thousand Short Tons |
|--|--|---------------------|
| OTHER PUGET SOUND AREA PORTS, WA (NET) | 2100 crude petroleum                       | 14,153              |
|  | 2211 gasoline                              | 1,934               |
|  | 2221 kerosene                              | 157                 |
|  | 2330 distillate fuel oil                   | 1,072               |
|  | 2340 residual fuel oil                     | 1,524               |
|  | 2350 lube oil & greases                    | 9                   |
|  | 2429 naphtha & solvents                    | 113                 |
|  | 2540 petroleum coke                        | 31                  |
|  | 2640 liquid natural gas                    | 49                  |
|  | 3212 benzene & toluene                     | 59                  |
|  | 3219 other hydrocarbons                    | 56                  |
|  | 3275 inorg. elem., oxides, & halogen salts | 53                  |
|  | 3297 chemical additives                    | 8                   |
|  | 4161 wood chips                            | 11                  |
|  | 4170 wood in the rough                     | 882                 |
|  | 4189 lumber                                | 3                   |
|  | 4331 sand & gravel                         | 3,171               |
|  | 4338 soil & fill dirt                      | 2                   |
|  | 4650 aluminum ore                          | 183                 |
|  | 5290 misc. mineral prod.                   | 3                   |
|  | 5480 fab. metal products                   | 3                   |
|  | 7110 machinery (not elec)                  | 2                   |
|  | 7210 vehicles & parts                      | 1                   |
|  | 7400 manufac. wood prod.                   | 3                   |
|  | 8900 waste and scrap nec                   | 1                   |
|  | 9900 unknown or nec                        | 4                   |
|  | <b>Total Tons(x1000)</b>                   | <b>23,488</b>       |

KETCHIKAN HARBOR, AK

Section Included: Tongass Narrows from Point Higgins on the north to Mountain Point on the south and including Herring Bay on George Inlet. Controlling Depth: Main Harbor, adequate; small boat basins, Ketchikan Creek, 10.0 feet; Bar Point, 15 feet. Project Depth: No project depth for Main Harbor; small boat basins, 10 and 15 feet. All depths refer to mlw.

Comparative Statement of Traffic (thousand short tons)

| Year | Total | Year | Total | Year | Total | Year        | Total      |
|------|-------|------|-------|------|-------|-------------|------------|
| 1993 | 1,564 | 1996 | 1,341 | 1999 | 1,400 | <b>2002</b> | <b>753</b> |
| 1994 | 1,759 | 1997 | 1,241 | 2000 | 756   |             |            |
| 1995 | 1,821 | 1998 | 937   | 2001 | 596   |             |            |

Freight Traffic, 2002 (thousand short tons)

| Commodity   | Total      | Foreign    |           | Canadian |          |
|---|------------|------------|-----------|----------|----------|
|   |            | Outbound   | Inbound   | Outbound | Inbound  |
| <b>Total, all commodities</b>                                   | <b>333</b> | <b>248</b> | <b>84</b> | <b>2</b> | <b>2</b> |
| <b>Total petroleum and petroleum products</b>                   | <b>31</b>  | <b>—</b>   | <b>31</b> | <b>0</b> | <b>0</b> |
| <b>Subtotal petroleum products</b>                              | <b>31</b>  | <b>—</b>   | <b>31</b> | <b>0</b> | <b>0</b> |
| 2211 gasoline   | 6          | —          | 6         | —        | —        |
| 2221 kerosene   | 3          | —          | 3         | —        | —        |
| 2330 distillate fuel oil  | 15         | —          | 15        | —        | —        |
| 2340 residual fuel oil  | 0          | —          | —         | 0        | —        |
| 2350 lube oil & greases   | 4          | —          | 4         | —        | —        |
| 2429 naphtha & solvents   | 4          | —          | 4         | —        | —        |
| 2640 liquid natural gas   | 1          | —          | 1         | —        | —        |
| <b>Total chemicals and related products</b>                     | <b>2</b>   | <b>—</b>   | <b>2</b>  | <b>—</b> | <b>—</b> |
| <b>Subtotal fertilizers</b>                                     | <b>0</b>   | <b>—</b>   | <b>0</b>  | <b>—</b> | <b>—</b> |
| 3130 potassic fert.   | 0          | —          | 0         | —        | —        |
| <b>Subtotal other chemicals and related products</b>            | <b>1</b>   | <b>—</b>   | <b>1</b>  | <b>—</b> | <b>—</b> |
| 3220 alcohols   | 1          | —          | 1         | —        | —        |
| 3275 inorg. elem., oxides, & halogen salts                      | 0          | —          | 0         | —        | —        |
| 3286 plastics   | 0          | —          | 0         | —        | —        |
| 3293 explosives   | 0          | —          | 0         | —        | —        |
| <b>Total crude materials, inedible except fuels</b>             | <b>299</b> | <b>248</b> | <b>49</b> | <b>2</b> | <b>2</b> |
| <b>Subtotal forest products, wood and chips</b>                 | <b>255</b> | <b>248</b> | <b>5</b>  | <b>2</b> | <b>2</b> |
| 4161 wood chips   | 2          | —          | —         | 2        | —        |
| 4170 wood in the rough  | 253        | 248        | 5         | —        | —        |
| 4189 lumber   | 0          | —          | 0         | —        | —        |
| <b>Subtotal soil, sand, gravel, rock and stone</b>              | <b>44</b>  | <b>—</b>   | <b>44</b> | <b>—</b> | <b>—</b> |
| 4331 sand & gravel  | 44         | —          | 44        | —        | —        |
| <b>Total primary manufactured goods</b>                         | <b>1</b>   | <b>—</b>   | <b>1</b>  | <b>—</b> | <b>—</b> |
| <b>Subtotal lime, cement and glass</b>                          | <b>1</b>   | <b>—</b>   | <b>1</b>  | <b>—</b> | <b>—</b> |
| 5220 cement & concrete  | 1          | —          | 1         | —        | —        |
| <b>Subtotal primary non-ferrous metal products</b>              | <b>0</b>   | <b>—</b>   | <b>0</b>  | <b>—</b> | <b>—</b> |
| 5480 fab. metal products  | 0          | —          | 0         | —        | —        |
| <b>Subtotal primary wood products</b>                           | <b>1</b>   | <b>—</b>   | <b>1</b>  | <b>—</b> | <b>—</b> |
| 5540 primary wood prod.   | 1          | —          | 1         | —        | —        |
| <b>Total food and farm products</b>                             | <b>0</b>   | <b>—</b>   | <b>0</b>  | <b>—</b> | <b>—</b> |
| <b>Subtotal fish</b>  | <b>0</b>   | <b>—</b>   | <b>0</b>  | <b>—</b> | <b>—</b> |
| 6134 fish (not shellfish)                                       | 0          | —          | 0         | —        | —        |
| <b>Subtotal processed grain and animal feed</b>                 | <b>0</b>   | <b>—</b>   | <b>0</b>  | <b>—</b> | <b>—</b> |
| 6746 wheat flour  | 0          | —          | 0         | —        | —        |
| <b>Total all manufactured equipment, machinery and products</b> | <b>0</b>   | <b>—</b>   | <b>0</b>  | <b>—</b> | <b>—</b> |
| 7230 ships & boats  | 0          | —          | 0         | —        | —        |
| 7500 textile products   | 0          | —          | 0         | —        | —        |
| 7600 rubber & plastic pr.                                       | 0          | —          | 0         | —        | —        |
| 7900 manufac. prod. nec   | 0          | —          | 0         | —        | —        |

| Commodity                                     | Total      | Domestic  |           |            |            |           |
|---|------------|-----------|-----------|------------|------------|-----------|
|   |            | Coastwise |           | Internal   |            |           |
|   |            | Receipts  | Shipments | Receipts   | Shipments  | Intraport |
| <b>Total, all commodities</b>                 | <b>420</b> | <b>46</b> | <b>25</b> | <b>172</b> | <b>171</b> | <b>7</b>  |
| <b>Total petroleum and petroleum products</b> | <b>267</b> | <b>45</b> | <b>24</b> | <b>91</b>  | <b>101</b> | <b>6</b>  |
| <b>Subtotal petroleum products</b>            | <b>267</b> | <b>45</b> | <b>24</b> | <b>91</b>  | <b>101</b> | <b>6</b>  |
| 2211 gasoline                                 | 109        | 20        | 13        | 36         | 38         | 2         |
| 2330 distillate fuel oil                      | 122        | 16        | 9         | 49         | 44         | 4         |
| 2340 residual fuel oil                        | 21         | —         | 2         | 3          | 17         | —         |
| 2350 lube oil & greases                       | 0          | —         | —         | 0          | —          | —         |
| 2429 naphtha & solvents                       | 0          | —         | —         | 0          | —          | —         |
| 2430 asphalt, tar & pitch                     | 3          | —         | —         | 2          | 1          | —         |
| 2640 liquid natural gas                       | 1          | —         | —         | 1          | 0          | —         |
| 2990 petro. products nec                      | 10         | 10        | —         | 1          | 0          | —         |
| <b>Total chemicals and related products</b>   | <b>3</b>   | <b>—</b>  | <b>—</b>  | <b>1</b>   | <b>2</b>   | <b>—</b>  |
| <b>Subtotal fertilizers</b>                   | <b>0</b>   | <b>—</b>  | <b>—</b>  | <b>0</b>   | <b>0</b>   | <b>—</b>  |
| 3190 fert. & mixes nec                        | 0          | —         | —         | 0          | 0          | —         |

KETCHIKAN HARBOR, AK  
Freight Traffic, 2002 - continued  
(thousand short tons)

| Commodity   | Total     | Domestic  |           |           |           |            |
|---|-----------|-----------|-----------|-----------|-----------|------------|
|   |           | Coastwise |           | Internal  |           |            |
|   |           | Receipts  | Shipments | Receipts  | Shipments | Intraport  |
| <b>Subtotal other chemicals and related products</b>            | <b>3</b>  | ---       | ---       | 1         | 1         | ---        |
| 3260 organic comp. nec  | 0         | ---       | ---       | 0         | 0         | ---        |
| 3276 metallic salts   | 0         | ---       | ---       | 0         | 0         | ---        |
| 3282 pigments & paints  | 1         | ---       | ---       | 0         | 1         | ---        |
| 3286 plastics   | 0         | ---       | ---       | 0         | 0         | ---        |
| 3293 explosives   | 1         | ---       | ---       | 0         | 1         | ---        |
| 3299 chem. products nec   | 1         | ---       | ---       | 1         | 0         | ---        |
| <b>Total crude materials, inedible except fuels</b>             | <b>11</b> | <b>0</b>  | <b>1</b>  | <b>4</b>  | <b>5</b>  | <b>1</b>   |
| <b>Subtotal forest products, wood and chips</b>                 | <b>8</b>  | <b>0</b>  | <b>1</b>  | <b>2</b>  | <b>5</b>  | <b>---</b> |
| 4110 rubber & gums  | 0         | ---       | ---       | 0         | 0         | ---        |
| 4161 wood chips   | 1         | ---       | 1         | ---       | ---       | ---        |
| 4170 wood in the rough  | 4         | 0         | ---       | 1         | 4         | ---        |
| 4189 lumber   | 2         | ---       | ---       | 1         | 1         | ---        |
| 4190 forest products nec  | 0         | ---       | ---       | 0         | ---       | ---        |
| <b>Subtotal pulp and waste paper</b>                            | <b>0</b>  | ---       | ---       | <b>0</b>  | <b>0</b>  | ---        |
| 4225 pulp & waste paper   | 0         | ---       | ---       | 0         | 0         | ---        |
| <b>Subtotal soil, sand, gravel, rock and stone</b>              | <b>1</b>  | ---       | ---       | <b>0</b>  | <b>0</b>  | <b>1</b>   |
| 4331 sand & gravel  | 1         | ---       | ---       | 0         | ---       | 1          |
| 4338 soil & fill dirt   | 0         | ---       | ---       | ---       | 0         | ---        |
| <b>Subtotal iron ore and scrap</b>                              | <b>0</b>  | ---       | ---       | <b>0</b>  | <b>0</b>  | ---        |
| 4420 iron & steel scrap   | 0         | ---       | ---       | 0         | 0         | ---        |
| <b>Subtotal non-ferrous ores and scrap</b>                      | <b>0</b>  | ---       | ---       | ---       | <b>0</b>  | ---        |
| 4680 non-ferrous scrap  | 0         | ---       | ---       | ---       | 0         | ---        |
| <b>Subtotal sulphur, clay and salt</b>                          | <b>0</b>  | ---       | ---       | <b>0</b>  | <b>0</b>  | ---        |
| 4782 clay & refrac. mat.  | 0         | ---       | ---       | 0         | 0         | ---        |
| <b>Subtotal other non-metal. min.</b>                           | <b>1</b>  | <b>0</b>  | ---       | <b>1</b>  | <b>0</b>  | ---        |
| 4900 non-metal. min. nec  | 1         | 0         | ---       | 1         | 0         | ---        |
| <b>Total primary manufactured goods</b>                         | <b>13</b> | <b>0</b>  | <b>0</b>  | <b>9</b>  | <b>4</b>  | ---        |
| <b>Subtotal paper products</b>                                  | <b>2</b>  | <b>0</b>  | ---       | <b>1</b>  | <b>1</b>  | ---        |
| 5110 newsprint  | 0         | ---       | ---       | 0         | ---       | ---        |
| 5190 paper products nec   | 2         | 0         | ---       | 1         | 1         | ---        |
| <b>Subtotal lime, cement and glass</b>                          | <b>2</b>  | ---       | ---       | <b>2</b>  | <b>1</b>  | ---        |
| 5220 cement & concrete  | 1         | ---       | ---       | 1         | 0         | ---        |
| 5240 glass & glass prod.  | 0         | ---       | ---       | 0         | 0         | ---        |
| 5290 misc. mineral prod.  | 1         | ---       | ---       | 0         | 0         | ---        |
| <b>Subtotal primary iron and steel products</b>                 | <b>0</b>  | ---       | ---       | <b>0</b>  | <b>0</b>  | ---        |
| 5370 i&s pipe & tube  | 0         | ---       | ---       | 0         | 0         | ---        |
| <b>Subtotal primary non-ferrous metal products</b>              | <b>8</b>  | <b>0</b>  | <b>0</b>  | <b>6</b>  | <b>3</b>  | ---        |
| 5480 fab. metal products  | 8         | 0         | 0         | 6         | 3         | ---        |
| <b>Subtotal primary wood products</b>                           | <b>0</b>  | ---       | ---       | <b>0</b>  | <b>0</b>  | ---        |
| 5540 primary wood prod.   | 0         | ---       | ---       | 0         | 0         | ---        |
| <b>Total food and farm products</b>                             | <b>51</b> | <b>0</b>  | <b>0</b>  | <b>20</b> | <b>31</b> | ---        |
| <b>Subtotal fish</b>  | <b>24</b> | <b>0</b>  | ---       | <b>1</b>  | <b>23</b> | ---        |
| 6134 fish (not shellfish)                                       | 24        | 0         | ---       | 1         | 23        | ---        |
| 6136 shellfish  | 0         | ---       | ---       | 0         | 0         | ---        |
| <b>Subtotal vegetable products</b>                              | <b>0</b>  | <b>0</b>  | ---       | ---       | ---       | ---        |
| 6654 vegetables & prod.   | 0         | 0         | ---       | ---       | ---       | ---        |
| <b>Subtotal other agricultural products</b>                     | <b>27</b> | <b>0</b>  | <b>0</b>  | <b>20</b> | <b>8</b>  | ---        |
| 6811 meat, fresh, frozen  | 0         | 0         | ---       | ---       | ---       | ---        |
| 6835 fish, prepared   | 5         | ---       | ---       | 0         | 5         | ---        |
| 6858 fruit juices   | 0         | 0         | ---       | ---       | ---       | ---        |
| 6885 alcoholic beverages  | 2         | ---       | 0         | 2         | 1         | ---        |
| 6887 groceries  | 15        | ---       | 0         | 13        | 2         | ---        |
| 6889 food products nec  | 5         | ---       | ---       | 5         | 0         | ---        |
| 6899 farm products nec  | 0         | ---       | ---       | 0         | ---       | ---        |
| <b>Total all manufactured equipment, machinery and products</b> | <b>68</b> | <b>0</b>  | <b>0</b>  | <b>47</b> | <b>21</b> | ---        |
| 7110 machinery (not elec)                                       | 7         | 0         | 0         | 4         | 3         | ---        |
| 7120 electrical machinery                                       | 1         | ---       | ---       | 1         | 0         | ---        |
| 7210 vehicles & parts   | 6         | 0         | 0         | 4         | 2         | ---        |
| 7230 ships & boats  | 1         | 0         | 0         | 0         | 0         | ---        |
| 7400 manufac. wood prod.  | 3         | ---       | 0         | 2         | 1         | ---        |
| 7500 textile products   | 0         | ---       | ---       | 0         | 0         | ---        |
| 7600 rubber & plastic pr.                                       | 0         | ---       | ---       | 0         | 0         | ---        |
| 7900 manufac. prod. nec   | 50        | 0         | 0         | 36        | 14        | ---        |
| <b>Total waste and scrap nec</b>                                | <b>8</b>  | ---       | ---       | <b>0</b>  | <b>8</b>  | ---        |
| 8900 waste and scrap nec  | 8         | ---       | ---       | 0         | 8         | ---        |

## WRANGELL NARROWS, AK

Section Included: Entire 24 mile long waterway. Controlling Depth: 26 feet in the anchorage basin and 24 feet in the authorized channel with exception of the area near Colorado Reef where a depth of 21.6 feet exists. Project Depth: 27 feet through Petersburg Bar; 26 feet in anchorage basin, vicinity of mile 14; all other, 24 feet. All depths refer to mlw.

Comparative Statement of Traffic (thousand short tons)

| Year | Total | Year | Total | Year | Total | Year | Total |
|------|-------|------|-------|------|-------|------|-------|
| 1993 | 569   | 1996 | 473   | 1999 | 404   | 2002 | 568   |
| 1994 | 547   | 1997 | 496   | 2000 | 630   |      |       |
| 1995 | 544   | 1998 | 432   | 2001 | 530   |      |       |

Freight Traffic, 2002 (thousand short tons)

| Commodity   | Total        | Coastwise |                    |            |
|---|--------------|-----------|--------------------|------------|
|   |              | Receipts  | Through<br>Upbound | Downbnd    |
| <b>Total, all commodities</b>                                   | <b>61</b>    | <b>3</b>  | <b>37</b>          | <b>21</b>  |
| <b>Total petroleum and petroleum products</b>                   | <b>49</b>    | <b>3</b>  | <b>28</b>          | <b>19</b>  |
| <b>Subtotal crude petroleum</b>                                 | <b>0</b>     | <b>—</b>  | <b>0</b>           | <b>—</b>   |
| 2100 crude petroleum  | 0            | —         | 0                  | —          |
| <b>Subtotal petroleum products</b>                              | <b>49</b>    | <b>3</b>  | <b>28</b>          | <b>19</b>  |
| 2211 gasoline   | 29           | 2         | 18                 | 10         |
| 2330 distillate fuel oil  | 19           | 1         | 9                  | 9          |
| 2340 residual fuel oil  | 1            | 1         | 0                  | —          |
| 2430 asphalt, tar & pitch                                       | 0            | 0         | 0                  | —          |
| 2990 petro. products nec  | 0            | —         | 0                  | 0          |
| <b>Total chemicals and related products</b>                     | <b>0</b>     | <b>—</b>  | <b>0</b>           | <b>—</b>   |
| <b>Subtotal fertilizers</b>                                     | <b>0</b>     | <b>—</b>  | <b>0</b>           | <b>—</b>   |
| 3190 fert. & mixes nec  | 0            | —         | 0                  | —          |
| <b>Subtotal other chemicals and related products</b>            | <b>0</b>     | <b>—</b>  | <b>0</b>           | <b>—</b>   |
| 3282 pigments & paints  | 0            | —         | 0                  | —          |
| 3286 plastics   | 0            | —         | 0                  | —          |
| 3299 chem. products nec   | 0            | —         | 0                  | —          |
| <b>Total crude materials, inedible except fuels</b>             | <b>1</b>     | <b>0</b>  | <b>0</b>           | <b>0</b>   |
| <b>Subtotal forest products, wood and chips</b>                 | <b>0</b>     | <b>0</b>  | <b>0</b>           | <b>0</b>   |
| 4170 wood in the rough  | 0            | 0         | 0                  | 0          |
| 4189 lumber   | 0            | —         | 0                  | —          |
| <b>Subtotal other non-metal. min.</b>                           | <b>0</b>     | <b>0</b>  | <b>0</b>           | <b>0</b>   |
| 4900 non-metal. min. nec  | 0            | 0         | 0                  | 0          |
| <b>Total primary manufactured goods</b>                         | <b>2</b>     | <b>0</b>  | <b>2</b>           | <b>0</b>   |
| <b>Subtotal paper products</b>                                  | <b>1</b>     | <b>0</b>  | <b>0</b>           | <b>0</b>   |
| 5190 paper products nec   | 1            | 0         | 0                  | 0          |
| <b>Subtotal lime, cement and glass</b>                          | <b>0</b>     | <b>—</b>  | <b>0</b>           | <b>—</b>   |
| 5220 cement & concrete  | 0            | —         | 0                  | —          |
| 5240 glass & glass prod.  | 0            | —         | 0                  | —          |
| 5290 misc. mineral prod.  | 0            | —         | 0                  | —          |
| <b>Subtotal primary iron and steel products</b>                 | <b>0</b>     | <b>—</b>  | <b>0</b>           | <b>—</b>   |
| 5370 i&s pipe & tube  | 0            | —         | 0                  | —          |
| <b>Subtotal primary non-ferrous metal products</b>              | <b>1</b>     | <b>—</b>  | <b>1</b>           | <b>0</b>   |
| 5480 fab. metal products  | 1            | —         | 1                  | 0          |
| <b>Subtotal primary wood products</b>                           | <b>0</b>     | <b>—</b>  | <b>0</b>           | <b>—</b>   |
| 5540 primary wood prod.   | 0            | —         | 0                  | —          |
| <b>Total food and farm products</b>                             | <b>4</b>     | <b>0</b>  | <b>2</b>           | <b>2</b>   |
| <b>Subtotal fish</b>  | <b>3</b>     | <b>0</b>  | <b>1</b>           | <b>2</b>   |
| 6134 fish (not shellfish)                                       | 3            | 0         | 1                  | 2          |
| <b>Subtotal vegetable products</b>                              | <b>0</b>     | <b>—</b>  | <b>0</b>           | <b>—</b>   |
| 6654 vegetables & prod.   | 0            | —         | 0                  | —          |
| <b>Subtotal other agricultural products</b>                     | <b>1</b>     | <b>—</b>  | <b>1</b>           | <b>0</b>   |
| 6811 meat, fresh, frozen  | 0            | —         | 0                  | —          |
| 6835 fish, prepared   | 0            | —         | —                  | 0          |
| 6858 fruit juices   | 0            | —         | 0                  | —          |
| 6885 alcoholic beverages  | 0            | —         | 0                  | —          |
| 6887 groceries  | 0            | —         | 0                  | —          |
| 6889 food products nec  | 0            | —         | 0                  | —          |
| <b>Total all manufactured equipment, machinery and products</b> | <b>5</b>     | <b>0</b>  | <b>5</b>           | <b>0</b>   |
| 7110 machinery (not elec)                                       | 1            | 0         | 1                  | 0          |
| 7120 electrical machinery                                       | 0            | —         | 0                  | —          |
| 7210 vehicles & parts   | 0            | 0         | 0                  | 0          |
| 7230 ships & boats  | 0            | 0         | 0                  | 0          |
| 7400 manufac. wood prod.  | 0            | —         | 0                  | —          |
| 7500 textile products   | 0            | —         | 0                  | —          |
| 7600 rubber & plastic pr.                                       | 0            | —         | 0                  | —          |
| 7900 manufac. prod. nec   | 4            | 0         | 4                  | 0          |
| <b>Total waste and scrap nec</b>                                | <b>0</b>     | <b>0</b>  | <b>0</b>           | <b>0</b>   |
| 8900 waste and scrap nec  | 0            | 0         | 0                  | 0          |
| <b>Ton-miles (x1000)</b>  | <b>1,282</b> | <b>68</b> | <b>690</b>         | <b>524</b> |
| <b>Coastwise</b>  |              |           |                    |            |

WRANGELL NARROWS, AK  
Freight Traffic, 2002 - continued  
(thousand short tons)

| Commodity  | Total      | Internal   |            |            |            |            |            |
|--|------------|------------|------------|------------|------------|------------|------------|
|  |            | Inbound    |            | Outbound   |            | Through    |            |
|  |            | Upbound    | Downbnd    | Upbound    | Downbnd    | Upbound    | Downbnd    |
| <b>Total, all commodities</b>                        | <b>507</b> | <b>63</b>  | <b>19</b>  | <b>31</b>  | <b>55</b>  | <b>290</b> | <b>48</b>  |
| <b>Total coal</b>                                    | <b>0</b>   | <b>---</b> | <b>---</b> | <b>---</b> | <b>---</b> | <b>0</b>   | <b>---</b> |
| 1100 coal lignite                                    | 0          | ---        | ---        | ---        | ---        | 0          | ---        |
| <b>Total petroleum and petroleum products</b>        | <b>153</b> | <b>16</b>  | <b>0</b>   | <b>3</b>   | <b>0</b>   | <b>129</b> | <b>5</b>   |
| <b>Subtotal crude petroleum</b>                      | <b>1</b>   | <b>0</b>   | <b>---</b> | <b>0</b>   | <b>---</b> | <b>0</b>   | <b>0</b>   |
| 2100 crude petroleum                                 | 1          | 0          | ---        | 0          | ---        | 0          | 0          |
| <b>Subtotal petroleum products</b>                   | <b>152</b> | <b>15</b>  | <b>0</b>   | <b>3</b>   | <b>0</b>   | <b>129</b> | <b>5</b>   |
| 2211 gasoline  | 67         | 5          | 0          | 0          | 0          | 60         | 2          |
| 2330 distillate fuel oil                             | 58         | 5          | ---        | ---        | ---        | 51         | 2          |
| 2340 residual fuel oil                               | 15         | 2          | ---        | ---        | ---        | 13         | 0          |
| 2350 lube oil & greases                              | 0          | 0          | ---        | 0          | ---        | 0          | ---        |
| 2430 asphalt, tar & pitch                            | 6          | 2          | ---        | 2          | ---        | 1          | 0          |
| 2640 liquid natural gas                              | 2          | 1          | 0          | 0          | 0          | 1          | 0          |
| 2990 petro. products nec                             | 4          | 1          | 0          | 0          | 0          | 3          | 0          |
| <b>Total chemicals and related products</b>          | <b>8</b>   | <b>2</b>   | <b>0</b>   | <b>1</b>   | <b>0</b>   | <b>5</b>   | <b>0</b>   |
| <b>Subtotal fertilizers</b>                          | <b>2</b>   | <b>1</b>   | <b>0</b>   | <b>0</b>   | <b>---</b> | <b>1</b>   | <b>---</b> |
| 3110 nitrogenous fert.                               | 0          | 0          | ---        | ---        | ---        | 0          | ---        |
| 3190 fert. & mixes nec                               | 2          | 1          | 0          | 0          | ---        | 1          | ---        |
| <b>Subtotal other chemicals and related products</b> | <b>6</b>   | <b>1</b>   | <b>0</b>   | <b>1</b>   | <b>0</b>   | <b>4</b>   | <b>0</b>   |
| 3211 acyclic hydrocarbons                            | 1          | 0          | ---        | ---        | ---        | 1          | ---        |
| 3220 alcohols  | 0          | ---        | ---        | ---        | ---        | 0          | ---        |
| 3260 organic comp. nec                               | 0          | 0          | ---        | 0          | ---        | 0          | ---        |
| 3276 metallic salts                                  | 0          | 0          | ---        | 0          | 0          | 0          | ---        |
| 3282 pigments & paints                               | 1          | 0          | 0          | 0          | ---        | 0          | 0          |
| 3284 medicines                                       | 0          | ---        | ---        | ---        | ---        | 0          | ---        |
| 3285 perfumes & cleansers                            | 0          | ---        | ---        | ---        | ---        | 0          | ---        |
| 3286 plastics  | 1          | 0          | 0          | 0          | ---        | 0          | ---        |
| 3293 explosives                                      | 1          | 0          | 0          | 0          | ---        | 0          | 0          |
| 3299 chem. products nec                              | 3          | 0          | ---        | 0          | 0          | 2          | 0          |
| <b>Total crude materials, inedible except fuels</b>  | <b>24</b>  | <b>4</b>   | <b>1</b>   | <b>2</b>   | <b>3</b>   | <b>11</b>  | <b>4</b>   |
| <b>Subtotal forest products, wood and chips</b>      | <b>18</b>  | <b>2</b>   | <b>1</b>   | <b>2</b>   | <b>2</b>   | <b>9</b>   | <b>3</b>   |
| 4170 wood in the rough                               | 6          | 0          | 1          | 0          | 2          | 1          | 3          |
| 4189 lumber  | 10         | 2          | 0          | 2          | 0          | 6          | 0          |
| 4190 forest products nec                             | 2          | 0          | ---        | 0          | 0          | 2          | 0          |
| <b>Subtotal soil, sand, gravel, rock and stone</b>   | <b>2</b>   | <b>0</b>   | <b>0</b>   | <b>0</b>   | <b>0</b>   | <b>1</b>   | <b>0</b>   |
| 4331 sand & gravel                                   | 1          | 0          | ---        | 0          | 0          | 1          | ---        |
| 4338 soil & fill dirt                                | 1          | ---        | 0          | ---        | 0          | ---        | 0          |
| <b>Subtotal iron ore and scrap</b>                   | <b>1</b>   | <b>---</b> | <b>0</b>   | <b>---</b> | <b>0</b>   | <b>---</b> | <b>0</b>   |
| 4420 iron & steel scrap                              | 1          | ---        | 0          | ---        | 0          | ---        | 0          |
| <b>Subtotal non-ferrous ores and scrap</b>           | <b>0</b>   | <b>---</b> | <b>0</b>   | <b>---</b> | <b>0</b>   | <b>---</b> | <b>0</b>   |
| 4630 copper ore                                      | 0          | ---        | ---        | ---        | ---        | ---        | 0          |
| 4680 non-ferrous scrap                               | 0          | ---        | 0          | ---        | 0          | ---        | 0          |
| <b>Subtotal other non-metal. min.</b>                | <b>3</b>   | <b>1</b>   | <b>0</b>   | <b>0</b>   | <b>0</b>   | <b>1</b>   | <b>0</b>   |
| 4900 non-metal. min. nec                             | 3          | 1          | 0          | 0          | 0          | 1          | 0          |
| <b>Total primary manufactured goods</b>              | <b>55</b>  | <b>11</b>  | <b>1</b>   | <b>5</b>   | <b>1</b>   | <b>35</b>  | <b>2</b>   |
| <b>Subtotal paper products</b>                       | <b>5</b>   | <b>2</b>   | <b>0</b>   | <b>1</b>   | <b>0</b>   | <b>2</b>   | <b>0</b>   |
| 5110 newsprint                                       | 0          | 0          | ---        | 0          | 0          | 0          | ---        |
| 5190 paper products nec                              | 5          | 2          | 0          | 1          | 0          | 2          | 0          |
| <b>Subtotal lime, cement and glass</b>               | <b>30</b>  | <b>3</b>   | <b>0</b>   | <b>2</b>   | <b>0</b>   | <b>25</b>  | <b>0</b>   |
| 5210 lime  | 1          | ---        | ---        | ---        | ---        | 1          | ---        |
| 5220 cement & concrete                               | 21         | 2          | ---        | 2          | 0          | 17         | 0          |
| 5240 glass & glass prod.                             | 2          | 0          | ---        | 0          | 0          | 2          | 0          |
| 5290 misc. mineral prod.                             | 7          | 1          | 0          | 1          | 0          | 5          | 0          |
| <b>Subtotal primary iron and steel products</b>      | <b>1</b>   | <b>1</b>   | <b>0</b>   | <b>0</b>   | <b>---</b> | <b>0</b>   | <b>---</b> |
| 5370 i&s pipe & tube                                 | 1          | 1          | 0          | 0          | ---        | 0          | ---        |
| 5390 primary i&s nec                                 | 0          | 0          | ---        | 0          | ---        | 0          | ---        |
| <b>Subtotal primary non-ferrous metal products</b>   | <b>16</b>  | <b>5</b>   | <b>0</b>   | <b>2</b>   | <b>1</b>   | <b>7</b>   | <b>1</b>   |
| 5421 copper  | 0          | ---        | ---        | ---        | ---        | 0          | ---        |
| 5480 fab. metal products                             | 16         | 5          | 0          | 2          | 1          | 7          | 1          |
| <b>Subtotal primary wood products</b>                | <b>2</b>   | <b>1</b>   | <b>0</b>   | <b>0</b>   | <b>0</b>   | <b>1</b>   | <b>0</b>   |
| 5540 primary wood prod.                              | 2          | 1          | 0          | 0          | 0          | 1          | 0          |
| <b>Total food and farm products</b>                  | <b>141</b> | <b>14</b>  | <b>9</b>   | <b>9</b>   | <b>39</b>  | <b>45</b>  | <b>25</b>  |
| <b>Subtotal fish</b>                                 | <b>57</b>  | <b>1</b>   | <b>7</b>   | <b>0</b>   | <b>31</b>  | <b>0</b>   | <b>16</b>  |
| 6134 fish (not shellfish)                            | 55         | 1          | 7          | 0          | 30         | 0          | 16         |
| 6136 shellfish                                       | 1          | 0          | 0          | ---        | 1          | ---        | 0          |
| <b>Subtotal vegetable products</b>                   | <b>0</b>   | <b>0</b>   | <b>0</b>   | <b>---</b> | <b>0</b>   | <b>0</b>   | <b>---</b> |
| 6654 vegetables & prod.                              | 0          | 0          | 0          | ---        | 0          | 0          | ---        |
| <b>Subtotal processed grain and animal feed</b>      | <b>0</b>   | <b>---</b> | <b>---</b> | <b>---</b> | <b>0</b>   | <b>0</b>   | <b>---</b> |
| 6747 grain mill products                             | 0          | ---        | ---        | ---        | 0          | 0          | ---        |
| 6782 animal feed, prep.                              | 0          | ---        | ---        | ---        | 0          | 0          | ---        |
| <b>Subtotal other agricultural products</b>          | <b>84</b>  | <b>12</b>  | <b>1</b>   | <b>9</b>   | <b>8</b>   | <b>45</b>  | <b>9</b>   |
| 6811 meat, fresh, frozen                             | 0          | 0          | 0          | ---        | 0          | 0          | ---        |
| 6835 fish, prepared                                  | 10         | 1          | 1          | ---        | 7          | 0          | 1          |
| 6858 fruit juices                                    | 0          | 0          | 0          | ---        | 0          | 0          | ---        |
| 6885 alcoholic beverages                             | 17         | 1          | 0          | 0          | 0          | 9          | 7          |
| 6887 groceries                                       | 50         | 10         | 0          | 8          | 0          | 31         | 1          |
| 6888 water & ice                                     | 0          | ---        | 0          | ---        | 0          | ---        | ---        |
| 6889 food products nec                               | 6          | 1          | 0          | 1          | 0          | 5          | 0          |
| 6899 farm products nec                               | 0          | 0          | ---        | 0          | ---        | 0          | ---        |

WRANGELL NARROWS, AK  
Freight Traffic, 2002 - continued  
(thousand short tons)

| Commodity   | Total          | Internal     |           |            |              |              |              |
|---|----------------|--------------|-----------|------------|--------------|--------------|--------------|
|   |                | Inbound      |           | Outbound   |              | Through      |              |
|   |                | Upbound      | Downbnd   | Upbound    | Downbnd      | Upbound      | Downbnd      |
| <b>Total all manufactured equipment, machinery and products</b> | <b>108</b>     | <b>16</b>    | <b>3</b>  | <b>10</b>  | <b>3</b>     | <b>65</b>    | <b>10</b>    |
| 7110 machinery (not elec)                                       | 8              | 1            | 1         | 2          | 1            | 2            | 2            |
| 7120 electrical machinery                                       | 4              | 1            | 0         | 0          | 0            | 3            | 0            |
| 7210 vehicles & parts   | 8              | 1            | 0         | 1          | 1            | 5            | 1            |
| 7220 aircraft & parts   | 0              | —            | —         | —          | —            | —            | 0            |
| 7230 ships & boats  | 2              | 0            | 0         | 0          | 0            | 0            | 0            |
| 7300 ordnance & access.   | 0              | 0            | —         | 0          | —            | —            | —            |
| 7400 manufac. wood prod.  | 15             | 4            | 0         | 3          | 0            | 8            | 0            |
| 7500 textile products   | 1              | 0            | —         | 0          | —            | 0            | 0            |
| 7600 rubber & plastic pr.                                       | 1              | 0            | 0         | 0          | 0            | 0            | 0            |
| 7900 manufac. prod. nec   | 70             | 9            | 1         | 5          | 1            | 47           | 7            |
| <b>Total waste and scrap nec</b>                                | <b>18</b>      | <b>1</b>     | <b>6</b>  | <b>—</b>   | <b>9</b>     | <b>—</b>     | <b>2</b>     |
| 8900 waste and scrap nec  | 18             | 1            | 6         | —          | 9            | —            | 2            |
| <b>Ton-miles (x1000)</b>  | <b>11,180</b>  | <b>1,363</b> | <b>77</b> | <b>124</b> | <b>1,147</b> | <b>7,262</b> | <b>1,208</b> |
| <b>Internal</b>   |                |              |           |            |              |              |              |
| <b>Tons All Traffic (x1000)</b>                                 | <b>568</b>     |              |           |            |              |              |              |
| <b>Ton-miles All Traffic (x1000)</b>                            | <b>12,462</b>  |              |           |            |              |              |              |
| <b>Total Trip-ton-miles Internal and Intraport (x1000)</b>      | <b>383,835</b> |              |           |            |              |              |              |

JUNEAU HARBOR, AK

Section Included: The northside of Gastineau Channel including Theaurora Basin small boat harbor. The city dock facility has a 200 foot sea plane and medium draft dock and a 500 foot commercial dock with a 40 foot depth. Three area small boat harbors accomodate 2,700 small boats and have water depths of 12 & 14 feet.

Comparative Statement of Traffic (thousand short tons)

| Year | Total | Year | Total | Year | Total | Year        | Total      |
|------|-------|------|-------|------|-------|-------------|------------|
| 1993 | 193   | 1996 | 465   | 1999 | 527   | <b>2002</b> | <b>469</b> |
| 1994 | 222   | 1997 | 583   | 2000 | 256   |             |            |
| 1995 | 192   | 1998 | 320   | 2001 | 576   |             |            |

Freight Traffic, 2002 (thousand short tons)

| Commodity  | Grand Total | Foreign    |           | Canadian |            | Domestic  |           |                 |                  |
|--|-------------|------------|-----------|----------|------------|-----------|-----------|-----------------|------------------|
|  |             | Outbound   | Inbound   | Outbound | Total      | Coastwise |           | Internal        |                  |
|  |             |            |           |          |            | Receipts  | Shipments | Inbound Upbound | Outbound Downbnd |
| <b>Total, all commodities</b>                        | <b>469</b>  | <b>181</b> | <b>18</b> | <b>3</b> | <b>267</b> | <b>46</b> | <b>2</b>  | <b>179</b>      | <b>40</b>        |
| <b>Total coal</b>                                    | <b>0</b>    | —          | —         | —        | <b>0</b>   | —         | —         | <b>0</b>        | —                |
| 1100 coal lignite                                    | 0           | —          | —         | —        | 0          | —         | —         | 0               | —                |
| <b>Total petroleum and petroleum products</b>        | <b>122</b>  | —          | —         | —        | <b>122</b> | <b>45</b> | <b>1</b>  | <b>69</b>       | <b>8</b>         |
| <b>Subtotal crude petroleum</b>                      | <b>0</b>    | —          | —         | —        | <b>0</b>   | —         | —         | <b>0</b>        | <b>0</b>         |
| 2100 crude petroleum                                 | 0           | —          | —         | —        | 0          | —         | —         | 0               | 0                |
| <b>Subtotal petroleum products</b>                   | <b>122</b>  | —          | —         | —        | <b>122</b> | <b>45</b> | <b>1</b>  | <b>68</b>       | <b>8</b>         |
| 2211 gasoline  | 71          | —          | —         | —        | 71         | 26        | 0         | 41              | 3                |
| 2330 distillate fuel oil                             | 40          | —          | —         | —        | 40         | 18        | 0         | 19              | 3                |
| 2340 residual fuel oil                               | 6           | —          | —         | —        | 6          | —         | —         | 5               | 2                |
| 2430 asphalt, tar & pitch                            | 2           | —          | —         | —        | 2          | —         | —         | 2               | 0                |
| 2640 liquid natural gas                              | 1           | —          | —         | —        | 1          | —         | —         | 1               | 0                |
| 2990 petro. products nec                             | 2           | —          | —         | —        | 2          | —         | 0         | 1               | 1                |
| <b>Total chemicals and related products</b>          | <b>4</b>    | —          | —         | —        | <b>4</b>   | —         | <b>0</b>  | <b>3</b>        | <b>1</b>         |
| <b>Subtotal fertilizers</b>                          | <b>0</b>    | —          | —         | —        | <b>0</b>   | —         | —         | <b>0</b>        | <b>0</b>         |
| 3190 fert. & mixes nec                               | 0           | —          | —         | —        | 0          | —         | —         | 0               | 0                |
| <b>Subtotal other chemicals and related products</b> | <b>3</b>    | —          | —         | —        | <b>3</b>   | —         | <b>0</b>  | <b>3</b>        | <b>1</b>         |
| 3220 alcohols  | 0           | —          | —         | —        | 0          | —         | —         | 0               | —                |
| 3276 metallic salts                                  | 0           | —          | —         | —        | 0          | —         | —         | 0               | —                |
| 3282 pigments & paints                               | 0           | —          | —         | —        | 0          | —         | —         | 0               | 0                |
| 3284 medicines                                       | 0           | —          | —         | —        | 0          | —         | —         | 0               | —                |
| 3285 perfumes & cleansers                            | 0           | —          | —         | —        | 0          | —         | —         | 0               | —                |
| 3286 plastics  | 0           | —          | —         | —        | 0          | —         | 0         | 0               | 0                |
| 3293 explosives                                      | 1           | —          | —         | —        | 1          | —         | —         | 0               | 0                |
| 3299 chem. products nec                              | 2           | —          | —         | —        | 2          | —         | 0         | 1               | 0                |
| <b>Total crude materials, inedible except fuels</b>  | <b>214</b>  | <b>181</b> | <b>18</b> | <b>3</b> | <b>12</b>  | —         | <b>0</b>  | <b>8</b>        | <b>4</b>         |
| <b>Subtotal forest products, wood and chips</b>      | <b>36</b>   | <b>26</b>  | —         | —        | <b>10</b>  | —         | <b>0</b>  | <b>8</b>        | <b>3</b>         |
| 4170 wood in the rough                               | 29          | 26         | —         | —        | 3          | —         | 0         | 1               | 3                |
| 4189 lumber  | 5           | —          | —         | —        | 5          | —         | —         | 5               | 0                |



JUNEAU HARBOR, AK  
Freight Traffic, 2002 - continued  
(thousand short tons)

| Commodity   | Grand Total | Foreign    |           | Canadian |           | Domestic  |           |                    |                     |
|---|-------------|------------|-----------|----------|-----------|-----------|-----------|--------------------|---------------------|
|   |             | Outbound   | Inbound   | Outbound | Total     | Coastwise |           | Internal           |                     |
|   |             |            |           |          |           | Receipts  | Shipments | Inbound<br>Upbound | Outbound<br>Downbnd |
| 4190 forest products nec  | 2           | —          | —         | —        | 2         | —         | —         | 2                  | 0                   |
| <b>Subtotal soil, sand, gravel, rock and stone</b>              | <b>19</b>   | —          | <b>18</b> | —        | <b>1</b>  | —         | —         | <b>1</b>           | <b>0</b>            |
| 4331 sand & gravel  | 19          | —          | 18        | —        | 1         | —         | —         | 1                  | —                   |
| 4338 soil & fill dirt   | 0           | —          | —         | —        | 0         | —         | —         | —                  | 0                   |
| <b>Subtotal iron ore and scrap</b>                              | <b>3</b>    | —          | —         | <b>3</b> | <b>0</b>  | —         | —         | —                  | <b>0</b>            |
| 4420 iron & steel scrap   | 3           | —          | —         | 3        | 0         | —         | —         | —                  | 0                   |
| <b>Subtotal non-ferrous ores and scrap</b>                      | <b>155</b>  | <b>155</b> | <b>0</b>  | —        | <b>0</b>  | —         | —         | —                  | <b>0</b>            |
| 4630 copper ore   | 0           | —          | —         | —        | 0         | —         | —         | —                  | 0                   |
| 4680 non-ferrous scrap  | 0           | —          | 0         | —        | 0         | —         | —         | —                  | 0                   |
| 4690 non-ferrous ores nec                                       | 155         | 155        | —         | —        | —         | —         | —         | —                  | —                   |
| <b>Subtotal other non-metal. min.</b>                           | <b>1</b>    | —          | —         | —        | <b>1</b>  | —         | —         | <b>0</b>           | <b>0</b>            |
| 4900 non-metal. min. nec  | 1           | —          | —         | —        | 1         | —         | —         | 0                  | 0                   |
| <b>Total primary manufactured goods</b>                         | <b>20</b>   | —          | <b>0</b>  | —        | <b>20</b> | —         | <b>0</b>  | <b>18</b>          | <b>2</b>            |
| <b>Subtotal paper products</b>                                  | <b>2</b>    | —          | —         | —        | <b>2</b>  | —         | <b>0</b>  | <b>2</b>           | <b>0</b>            |
| 5110 newsprint  | 0           | —          | —         | —        | 0         | —         | —         | 0                  | —                   |
| 5190 paper products nec   | 2           | —          | —         | —        | 2         | —         | 0         | 1                  | 0                   |
| <b>Subtotal lime, cement and glass</b>                          | <b>12</b>   | —          | —         | —        | <b>12</b> | —         | <b>0</b>  | <b>11</b>          | <b>1</b>            |
| 5210 lime   | 0           | —          | —         | —        | 0         | —         | —         | 0                  | 0                   |
| 5220 cement & concrete  | 5           | —          | —         | —        | 5         | —         | —         | 5                  | 0                   |
| 5240 glass & glass prod.  | 2           | —          | —         | —        | 2         | —         | —         | 2                  | —                   |
| 5290 misc. mineral prod.  | 5           | —          | —         | —        | 5         | —         | 0         | 5                  | 0                   |
| <b>Subtotal primary iron and steel products</b>                 | <b>0</b>    | —          | <b>0</b>  | —        | <b>0</b>  | —         | —         | <b>0</b>           | <b>0</b>            |
| 5330 i&s plates & sheets  | 0           | —          | 0         | —        | —         | —         | —         | —                  | —                   |
| 5370 i&s pipe & tube  | 0           | —          | 0         | —        | 0         | —         | —         | 0                  | 0                   |
| 5390 primary i&s nec  | 0           | —          | —         | —        | 0         | —         | —         | 0                  | —                   |
| <b>Subtotal primary non-ferrous metal products</b>              | <b>5</b>    | —          | —         | —        | <b>5</b>  | —         | <b>0</b>  | <b>4</b>           | <b>2</b>            |
| 5421 copper   | 0           | —          | —         | —        | 0         | —         | —         | 0                  | —                   |
| 5480 fab. metal products  | 5           | —          | —         | —        | 5         | —         | 0         | 4                  | 2                   |
| <b>Subtotal primary wood products</b>                           | <b>1</b>    | —          | —         | —        | <b>1</b>  | —         | <b>0</b>  | <b>1</b>           | <b>0</b>            |
| 5540 primary wood prod.   | 1           | —          | —         | —        | 1         | —         | 0         | 1                  | 0                   |
| <b>Total food and farm products</b>                             | <b>46</b>   | —          | <b>0</b>  | —        | <b>46</b> | —         | <b>0</b>  | <b>33</b>          | <b>13</b>           |
| <b>Subtotal fish</b>  | <b>3</b>    | —          | <b>0</b>  | —        | <b>3</b>  | —         | —         | <b>0</b>           | <b>2</b>            |
| 6134 fish (not shellfish)                                       | 3           | —          | 0         | —        | 3         | —         | —         | 0                  | 2                   |
| 6136 shellfish  | 0           | —          | —         | —        | 0         | —         | —         | —                  | 0                   |
| <b>Subtotal processed grain and animal feed</b>                 | <b>0</b>    | —          | —         | —        | <b>0</b>  | —         | —         | <b>0</b>           | —                   |
| 6747 grain mill products  | 0           | —          | —         | —        | 0         | —         | —         | 0                  | —                   |
| 6782 animal feed, prep.   | 0           | —          | —         | —        | 0         | —         | —         | 0                  | —                   |
| <b>Subtotal other agricultural products</b>                     | <b>43</b>   | —          | —         | —        | <b>43</b> | —         | <b>0</b>  | <b>33</b>          | <b>11</b>           |
| 6835 fish, prepared   | 0           | —          | —         | —        | 0         | —         | —         | 0                  | 0                   |
| 6885 alcoholic beverages  | 13          | —          | —         | —        | 13        | —         | 0         | 4                  | 9                   |
| 6887 groceries  | 28          | —          | —         | —        | 28        | —         | 0         | 27                 | 1                   |
| 6889 food products nec  | 3           | —          | —         | —        | 3         | —         | —         | 2                  | 1                   |
| 6899 farm products nec  | 0           | —          | —         | —        | 0         | —         | —         | 0                  | —                   |
| <b>Total all manufactured equipment, machinery and products</b> | <b>62</b>   | —          | —         | —        | <b>62</b> | <b>1</b>  | <b>1</b>  | <b>48</b>          | <b>12</b>           |
| 7110 machinery (not elec)                                       | 5           | —          | —         | —        | 5         | —         | 0         | 3                  | 3                   |
| 7120 electrical machinery                                       | 1           | —          | —         | —        | 1         | —         | —         | 1                  | 0                   |
| 7210 vehicles & parts   | 5           | —          | —         | —        | 5         | —         | 0         | 4                  | 1                   |
| 7220 aircraft & parts   | 0           | —          | —         | —        | 0         | —         | —         | —                  | 0                   |
| 7230 ships & boats  | 1           | —          | —         | —        | 1         | 0         | 0         | 1                  | 0                   |
| 7400 manufac. wood prod.  | 6           | —          | —         | —        | 6         | —         | 0         | 6                  | 0                   |
| 7500 textile products   | 0           | —          | —         | —        | 0         | —         | —         | 0                  | —                   |
| 7600 rubber & plastic pr.                                       | 0           | —          | —         | —        | 0         | —         | 0         | 0                  | 0                   |
| 7900 manufac. prod. nec   | 42          | —          | —         | —        | 42        | 1         | 1         | 33                 | 8                   |
| <b>Total waste and scrap nec</b>                                | <b>1</b>    | —          | —         | —        | <b>1</b>  | —         | —         | —                  | <b>1</b>            |
| 8900 waste and scrap nec  | 1           | —          | —         | —        | 1         | —         | —         | —                  | 1                   |
| <b>Total unknown or not elsewhere classified</b>                | <b>0</b>    | —          | <b>0</b>  | —        | —         | —         | —         | —                  | —                   |
| 9900 unknown or nec   | 0           | —          | 0         | —        | —         | —         | —         | —                  | —                   |

VALDEZ HARBOR, AK

Section Included: Entire waterfront from Point of Land west of Ferry Terminal easterly to Alaska Hydrotrain Dock. Eastern part of Port Valdez from the Ferry Terminal on the north to the Trans-Alaska Pipeline Terminal on the south. Controlling Depth: 12 feet in the small basin. Project Depth: 12 feet, except 20 feet at Ferry Terminal, 50 feet off the City Dock, 75 feet off the Valdez Dock, and 0.0 at Sontag & Alaska Hydrotrain Facilities. All depths refer to mlw.

Comparative Statement of Traffic (thousand short tons)

| Year | Total  | Year | Total  | Year | Total  | Year        | Total         |
|------|--------|------|--------|------|--------|-------------|---------------|
| 1993 | 85,722 | 1996 | 77,116 | 1999 | 53,392 | <b>2002</b> | <b>50,513</b> |
| 1994 | 85,096 | 1997 | 73,647 | 2000 | 48,081 |             |               |
| 1995 | 80,955 | 1998 | 61,946 | 2001 | 50,977 |             |               |

Freight Traffic, 2002 (thousand short tons)

| Commodity   | Grand Total   | Foreign  |               | Domestic  |               |  |
|---|---------------|----------|---------------|-----------|---------------|--|
|   |               | Outbound | Total         | Coastwise |               |  |
|   |               |          |               | Receipts  | Shipments     |  |
| <b>Total, all commodities</b>                                   | <b>50,513</b> | <b>4</b> | <b>50,508</b> | <b>17</b> | <b>50,492</b> |  |
| <b>Total petroleum and petroleum products</b>                   | <b>50,508</b> | <b>—</b> | <b>50,508</b> | <b>17</b> | <b>50,492</b> |  |
| <b>Subtotal crude petroleum</b>                                 | <b>50,081</b> | <b>—</b> | <b>50,081</b> | <b>—</b>  | <b>50,081</b> |  |
| 2100 crude petroleum  | 50,081        | —        | 50,081        | —         | 50,081        |  |
| <b>Subtotal petroleum products</b>                              | <b>427</b>    | <b>—</b> | <b>427</b>    | <b>17</b> | <b>411</b>    |  |
| 2211 gasoline   | 264           | —        | 264           | —         | 264           |  |
| 2330 distillate fuel oil  | 108           | —        | 108           | 17        | 91            |  |
| 2990 petro. products nec  | 56            | —        | 56            | —         | 56            |  |
| <b>Total primary manufactured goods</b>                         | <b>0</b>      | <b>—</b> | <b>0</b>      | <b>0</b>  | <b>—</b>      |  |
| <b>Subtotal primary non-ferrous metal products</b>              | <b>0</b>      | <b>—</b> | <b>0</b>      | <b>0</b>  | <b>—</b>      |  |
| 5480 fab. metal products  | 0             | —        | 0             | 0         | —             |  |
| <b>Total food and farm products</b>                             | <b>4</b>      | <b>4</b> | <b>—</b>      | <b>—</b>  | <b>—</b>      |  |
| <b>Subtotal fish</b>  | <b>1</b>      | <b>1</b> | <b>—</b>      | <b>—</b>  | <b>—</b>      |  |
| 6134 fish (not shellfish)                                       | 1             | 1        | —             | —         | —             |  |
| <b>Subtotal other agricultural products</b>                     | <b>4</b>      | <b>4</b> | <b>—</b>      | <b>—</b>  | <b>—</b>      |  |
| 6835 fish, prepared   | 4             | 4        | —             | —         | —             |  |
| <b>Total all manufactured equipment, machinery and products</b> | <b>0</b>      | <b>—</b> | <b>0</b>      | <b>0</b>  | <b>—</b>      |  |
| 7900 manufac. prod. nec   | 0             | —        | 0             | 0         | —             |  |

SEWARD HARBOR, AK

Section Included: Alaska Railroad Dock, the Seward Boat Basin including the City Dock, and the Dry Bulk Terminal. Controlling Depth: 35 feet below mlw at the Railroad Dock; 15 feet in the 200 foot entrance channel to the boat basin and at the City Dock; 12.5 feet in the boat mooring area. The Dry Bulk Terminal has controlling depth of 58 feet mlw.

Comparative Statement of Traffic (thousand short tons)

| Year | Total | Year | Total | Year | Total | Year        | Total      |
|------|-------|------|-------|------|-------|-------------|------------|
| 1993 | 862   | 1996 | 877   | 1999 | 614   | <b>2002</b> | <b>392</b> |
| 1994 | 961   | 1997 | 842   | 2000 | 721   |             |            |
| 1995 | 928   | 1998 | 380   | 2001 | 641   |             |            |

Freight Traffic, 2002 (thousand short tons)

| Commodity  | Grand Total | Foreign  |            | Canadian |          | Domestic |           |           |
|--|-------------|----------|------------|----------|----------|----------|-----------|-----------|
|  |             | Inbound  | Outbound   | Inbound  | Outbound | Total    | Coastwise |           |
|  |             |          |            |          |          |          | Receipts  | Shipments |
| <b>Total, all commodities</b>                        | <b>392</b>  | <b>3</b> | <b>375</b> | <b>2</b> | <b>5</b> | <b>8</b> | <b>7</b>  | <b>2</b>  |
| <b>Total coal</b>                                    | <b>370</b>  | <b>—</b> | <b>370</b> | <b>—</b> | <b>—</b> | <b>—</b> | <b>—</b>  | <b>—</b>  |
| 1100 coal lignite                                    | 370         | —        | 370        | —        | —        | —        | —         | —         |
| <b>Total petroleum and petroleum products</b>        | <b>2</b>    | <b>—</b> | <b>—</b>   | <b>—</b> | <b>—</b> | <b>2</b> | <b>1</b>  | <b>1</b>  |
| <b>Subtotal petroleum products</b>                   | <b>2</b>    | <b>—</b> | <b>—</b>   | <b>—</b> | <b>—</b> | <b>2</b> | <b>1</b>  | <b>1</b>  |
| 2211 gasoline  | 1           | —        | —          | —        | —        | 1        | 0         | 0         |
| 2330 distillate fuel oil                             | 1           | —        | —          | —        | —        | 1        | 1         | 1         |
| 2350 lube oil & greases                              | 0           | —        | —          | —        | —        | 0        | 0         | —         |
| 2990 petro. products nec                             | 0           | —        | —          | —        | —        | 0        | 0         | —         |
| <b>Total chemicals and related products</b>          | <b>1</b>    | <b>—</b> | <b>—</b>   | <b>1</b> | <b>—</b> | <b>—</b> | <b>—</b>  | <b>—</b>  |
| <b>Subtotal fertilizers</b>                          | <b>1</b>    | <b>—</b> | <b>—</b>   | <b>1</b> | <b>—</b> | <b>—</b> | <b>—</b>  | <b>—</b>  |
| 3130 potassic fert.                                  | 1           | —        | —          | 1        | —        | —        | —         | —         |
| <b>Subtotal other chemicals and related products</b> | <b>0</b>    | <b>—</b> | <b>—</b>   | <b>0</b> | <b>—</b> | <b>—</b> | <b>—</b>  | <b>—</b>  |
| 3275 inorg. elem., oxides, & halogen salts           | 0           | —        | —          | 0        | —        | —        | —         | —         |
| 3286 plastics  | 0           | —        | —          | 0        | —        | —        | —         | —         |

SEWARD HARBOR, AK  
Freight Traffic, 2002 - continued  
(thousand short tons)

| Commodity   | Grand Total | Foreign  |          | Canadian |          | Domestic |           |           |
|---|-------------|----------|----------|----------|----------|----------|-----------|-----------|
|   |             | Inbound  | Outbound | Inbound  | Outbound | Total    | Coastwise |           |
|   |             |          |          |          |          |          | Receipts  | Shipments |
| <b>Total crude materials, inedible except fuels</b>             | <b>6</b>    | ---      | ---      | <b>1</b> | <b>5</b> | <b>1</b> | <b>1</b>  | ---       |
| <b>Subtotal forest products, wood and chips</b>                 | <b>2</b>    | ---      | ---      | <b>1</b> | ---      | <b>1</b> | <b>1</b>  | ---       |
| 4170 wood in the rough  | 0           | ---      | ---      | 0        | ---      | ---      | ---       | ---       |
| 4189 lumber   | 2           | ---      | ---      | 0        | ---      | 1        | 1         | ---       |
| 4190 forest products nec  | 0           | ---      | ---      | ---      | ---      | 0        | 0         | ---       |
| <b>Subtotal non-ferrous ores and scrap</b>                      | <b>5</b>    | ---      | ---      | ---      | <b>5</b> | ---      | ---       | ---       |
| 4690 non-ferrous ores nec                                       | 5           | ---      | ---      | ---      | 5        | ---      | ---       | ---       |
| <b>Total primary manufactured goods</b>                         | <b>5</b>    | <b>3</b> | ---      | <b>1</b> | ---      | <b>2</b> | <b>2</b>  | <b>0</b>  |
| <b>Subtotal paper products</b>                                  | <b>0</b>    | ---      | ---      | ---      | ---      | <b>0</b> | <b>0</b>  | <b>0</b>  |
| 5190 paper products nec   | 0           | ---      | ---      | ---      | ---      | 0        | 0         | 0         |
| <b>Subtotal lime, cement and glass</b>                          | <b>2</b>    | ---      | ---      | <b>0</b> | ---      | <b>1</b> | <b>1</b>  | ---       |
| 5210 lime   | 0           | ---      | ---      | 0        | ---      | ---      | ---       | ---       |
| 5290 misc. mineral prod.  | 1           | ---      | ---      | ---      | ---      | 1        | 1         | ---       |
| <b>Subtotal primary iron and steel products</b>                 | <b>3</b>    | <b>3</b> | ---      | ---      | ---      | ---      | ---       | ---       |
| 5360 i&s bars & shapes  | 1           | 1        | ---      | ---      | ---      | ---      | ---       | ---       |
| 5370 i&s pipe & tube  | 2           | 2        | ---      | ---      | ---      | ---      | ---       | ---       |
| <b>Subtotal primary non-ferrous metal products</b>              | <b>0</b>    | ---      | ---      | ---      | ---      | <b>0</b> | <b>0</b>  | ---       |
| 5480 fab. metal products  | 0           | ---      | ---      | ---      | ---      | 0        | 0         | ---       |
| <b>Subtotal primary wood products</b>                           | <b>1</b>    | ---      | ---      | <b>1</b> | ---      | ---      | ---       | ---       |
| 5540 primary wood prod.   | 1           | ---      | ---      | 1        | ---      | ---      | ---       | ---       |
| <b>Total food and farm products</b>                             | <b>5</b>    | ---      | <b>4</b> | <b>0</b> | ---      | <b>0</b> | ---       | <b>0</b>  |
| <b>Subtotal fish</b>  | <b>1</b>    | ---      | <b>1</b> | ---      | ---      | <b>0</b> | ---       | <b>0</b>  |
| 6134 fish (not shellfish)                                       | 1           | ---      | 1        | ---      | ---      | 0        | ---       | 0         |
| 6136 shellfish  | 0           | ---      | 0        | ---      | ---      | ---      | ---       | ---       |
| <b>Subtotal processed grain and animal feed</b>                 | <b>0</b>    | ---      | ---      | <b>0</b> | ---      | ---      | ---       | ---       |
| 6746 wheat flour  | 0           | ---      | ---      | 0        | ---      | ---      | ---       | ---       |
| <b>Subtotal other agricultural products</b>                     | <b>3</b>    | ---      | <b>3</b> | ---      | ---      | ---      | ---       | ---       |
| 6835 fish, prepared   | 3           | ---      | 3        | ---      | ---      | ---      | ---       | ---       |
| <b>Total all manufactured equipment, machinery and products</b> | <b>3</b>    | ---      | ---      | ---      | ---      | <b>3</b> | <b>3</b>  | <b>0</b>  |
| 7110 machinery (not elec)                                       | 1           | ---      | ---      | ---      | ---      | 1        | 1         | 0         |
| 7210 vehicles & parts   | 0           | ---      | ---      | ---      | ---      | 0        | 0         | 0         |
| 7230 ships & boats  | 0           | ---      | ---      | ---      | ---      | 0        | ---       | 0         |
| 7400 manufac. wood prod.  | 1           | ---      | ---      | ---      | ---      | 1        | 1         | ---       |
| 7900 manufac. prod. nec   | 1           | ---      | ---      | ---      | ---      | 1        | 1         | ---       |

HOMER, AK

Section Included: The northside of Kachemak Bay including the entire Homer Spit and small boat harbor. The commercial dock facility provides 300 feet of dock space with water depth ranging from 20 to 40 feet. The 750 boat small boat harbor has a depth ranging from 20 feet to 15 feet.

Comparative Statement of Traffic (thousand short tons)

| Year | Total | Year | Total | Year | Total | Year        | Total      |
|------|-------|------|-------|------|-------|-------------|------------|
| 1993 | 472   | 1996 | 397   | 1999 | 271   | <b>2002</b> | <b>275</b> |
| 1994 | 377   | 1997 | 302   | 2000 | 557   |             |            |
| 1995 | 501   | 1998 | 338   | 2001 | 524   |             |            |

Freight Traffic, 2002 (thousand short tons)

| Commodity  | Grand Total | Foreign   |            | Canadian   | Domestic  |           |           |
|--|-------------|-----------|------------|------------|-----------|-----------|-----------|
|  |             | Inbound   | Outbound   | Outbound   | Total     | Coastwise |           |
|  |             |           |            |            |           | Receipts  | Shipments |
| <b>Total, all commodities</b>                        | <b>275</b>  | <b>13</b> | <b>116</b> | <b>117</b> | <b>29</b> | <b>1</b>  | <b>27</b> |
| <b>Total petroleum and petroleum products</b>        | <b>41</b>   | <b>13</b> | ---        | ---        | <b>28</b> | <b>1</b>  | <b>27</b> |
| <b>Subtotal petroleum products</b>                   | <b>41</b>   | <b>13</b> | ---        | ---        | <b>28</b> | <b>1</b>  | <b>27</b> |
| 2211 gasoline  | 17          | ---       | ---        | ---        | 17        | 1         | 16        |
| 2221 kerosene  | 13          | ---       | 13         | ---        | ---       | ---       | ---       |
| 2330 distillate fuel oil                             | 10          | ---       | ---        | ---        | 10        | 0         | 10        |
| 2340 residual fuel oil                               | 1           | ---       | ---        | ---        | 1         | ---       | 1         |
| <b>Total chemicals and related products</b>          | <b>29</b>   | ---       | <b>29</b>  | ---        | <b>0</b>  | ---       | <b>0</b>  |
| <b>Subtotal fertilizers</b>                          | <b>29</b>   | ---       | <b>29</b>  | ---        | ---       | ---       | ---       |
| 3110 nitrogenous fert.                               | 29          | ---       | 29         | ---        | ---       | ---       | ---       |
| <b>Subtotal other chemicals and related products</b> | <b>0</b>    | ---       | ---        | ---        | <b>0</b>  | ---       | <b>0</b>  |
| 3299 chem. products nec                              | 0           | ---       | ---        | ---        | 0         | ---       | 0         |
| <b>Total crude materials, inedible except fuels</b>  | <b>186</b>  | ---       | <b>87</b>  | <b>99</b>  | <b>0</b>  | <b>0</b>  | ---       |
| <b>Subtotal forest products, wood and chips</b>      | <b>158</b>  | ---       | <b>87</b>  | <b>71</b>  | <b>0</b>  | <b>0</b>  | ---       |
| 4161 wood chips                                      | 63          | ---       | 63         | ---        | ---       | ---       | ---       |

HOMER, AK  
Freight Traffic, 2002 - continued  
(thousand short tons)

| Commodity   | Grand Total | Foreign |          | Canadian  | Domestic |           |          |
|---|-------------|---------|----------|-----------|----------|-----------|----------|
|   |             | Inbound | Outbound | Outbound  | Total    | Coastwise | Internal |
|   |             |         |          |           | Receipts | Receipts  | Receipts |
| 4170 wood in the rough  | 74          | —       | 3        | 71        | —        | —         | —        |
| 4189 lumber   | 21          | —       | 21       | —         | 0        | 0         | —        |
| <b>Subtotal pulp and waste paper</b>                            | <b>28</b>   | —       | —        | <b>28</b> | —        | —         | —        |
| 4225 pulp & waste paper   | 28          | —       | —        | 28        | —        | —         | —        |
| <b>Total primary manufactured goods</b>                         | <b>0</b>    | —       | —        | —         | <b>0</b> | <b>0</b>  | <b>0</b> |
| <b>Subtotal lime, cement and glass</b>                          | <b>0</b>    | —       | —        | —         | <b>0</b> | <b>0</b>  | —        |
| 5290 misc. mineral prod.  | 0           | —       | —        | —         | 0        | 0         | —        |
| <b>Subtotal primary non-ferrous metal products</b>              | <b>0</b>    | —       | —        | —         | <b>0</b> | <b>0</b>  | <b>0</b> |
| 5480 fab. metal products  | 0           | —       | —        | —         | 0        | 0         | 0        |
| <b>Total all manufactured equipment, machinery and products</b> | <b>18</b>   | —       | —        | <b>18</b> | <b>0</b> | <b>0</b>  | <b>0</b> |
| 7110 machinery (not elec)                                       | 18          | —       | —        | 18        | 0        | 0         | 0        |
| 7210 vehicles & parts   | 0           | —       | —        | —         | 0        | 0         | 0        |
| 7230 ships & boats  | 0           | —       | —        | —         | 0        | 0         | 0        |
| 7400 manufac. wood prod.  | 0           | —       | —        | —         | 0        | 0         | —        |
| 7900 manufac. prod. nec   | 0           | —       | —        | —         | 0        | 0         | 0        |
| <b>Total waste and scrap nec</b>                                | <b>0</b>    | —       | —        | —         | <b>0</b> | —         | <b>0</b> |
| 8900 waste and scrap nec  | 0           | —       | —        | —         | 0        | —         | 0        |

ANCHORAGE, AK

Section Included: Knik Arm from the Municipal Terminal on the north to and including terminal facilities on Ship Creek. Controlling Depth: 35 feet off the face of the City Dock; the approach channel north of Fire Island, to Point Woronzof, 28.5 feet. Project Depth: 35 feet. All depths refer to mlw.

Comparative Statement of Traffic (thousand short tons)

| Year | Total | Year | Total | Year | Total | Year        | Total        |
|------|-------|------|-------|------|-------|-------------|--------------|
| 1993 | 2,470 | 1996 | 3,401 | 1999 | 3,701 | <b>2002</b> | <b>2,983</b> |
| 1994 | 2,559 | 1997 | 3,424 | 2000 | 3,157 |             |              |
| 1995 | 3,222 | 1998 | 3,589 | 2001 | 2,861 |             |              |

Freight Traffic, 2002 (thousand short tons)

| Commodity   | Total      | Foreign    |            | Canadian  |           |
|---|------------|------------|------------|-----------|-----------|
|   |            | Inbound    | Outbound   | Inbound   | Outbound  |
| <b>Total, all commodities</b>                                   | <b>664</b> | <b>232</b> | <b>377</b> | <b>19</b> | <b>36</b> |
| <b>Total petroleum and petroleum products</b>                   | <b>491</b> | <b>129</b> | <b>343</b> | <b>19</b> | —         |
| <b>Subtotal petroleum products</b>                              | <b>491</b> | <b>129</b> | <b>343</b> | <b>19</b> | —         |
| 2211 gasoline   | 343        | —          | 343        | —         | —         |
| 2221 kerosene   | 129        | 127        | —          | 2         | —         |
| 2330 distillate fuel oil  | 19         | 2          | —          | 16        | —         |
| <b>Total chemicals and related products</b>                     | <b>0</b>   | <b>0</b>   | —          | —         | —         |
| <b>Subtotal other chemicals and related products</b>            | <b>0</b>   | <b>0</b>   | —          | —         | —         |
| 3286 plastics   | 0          | 0          | —          | —         | —         |
| 3299 chem. products nec   | 0          | 0          | —          | —         | —         |
| <b>Total crude materials, inedible except fuels</b>             | <b>36</b>  | —          | —          | —         | <b>36</b> |
| <b>Subtotal forest products, wood and chips</b>                 | <b>17</b>  | —          | —          | —         | <b>17</b> |
| 4170 wood in the rough  | 17         | —          | —          | —         | 17        |
| <b>Subtotal pulp and waste paper</b>                            | <b>19</b>  | —          | —          | —         | <b>19</b> |
| 4225 pulp & waste paper   | 19         | —          | —          | —         | 19        |
| <b>Total primary manufactured goods</b>                         | <b>100</b> | <b>100</b> | —          | —         | —         |
| <b>Subtotal paper products</b>                                  | <b>1</b>   | <b>1</b>   | —          | —         | —         |
| 5190 paper products nec   | 1          | 1          | —          | —         | —         |
| <b>Subtotal lime, cement and glass</b>                          | <b>96</b>  | <b>96</b>  | —          | —         | —         |
| 5220 cement & concrete  | 96         | 96         | —          | —         | —         |
| <b>Subtotal primary iron and steel products</b>                 | <b>2</b>   | <b>2</b>   | —          | —         | —         |
| 5370 i&s pipe & tube  | 2          | 2          | —          | —         | —         |
| <b>Subtotal primary non-ferrous metal products</b>              | <b>2</b>   | <b>2</b>   | —          | —         | —         |
| 5480 fab. metal products  | 2          | 2          | —          | —         | —         |
| <b>Total food and farm products</b>                             | <b>37</b>  | <b>3</b>   | <b>34</b>  | <b>0</b>  | <b>0</b>  |
| <b>Subtotal fish</b>  | <b>32</b>  | <b>1</b>   | <b>31</b>  | <b>0</b>  | <b>0</b>  |
| 6134 fish (not shellfish)                                       | 31         | —          | 31         | 0         | 0         |
| 6136 shellfish  | 1          | 1          | —          | —         | —         |
| <b>Subtotal other agricultural products</b>                     | <b>5</b>   | <b>2</b>   | <b>3</b>   | —         | —         |
| 6835 fish, prepared   | 3          | —          | 3          | —         | —         |
| 6889 food products nec  | 2          | 2          | —          | —         | —         |
| <b>Total all manufactured equipment, machinery and products</b> | <b>0</b>   | <b>0</b>   | <b>0</b>   | —         | —         |
| 7120 electrical machinery                                       | 0          | 0          | —          | —         | —         |
| 7210 vehicles & parts   | 0          | 0          | —          | —         | —         |
| 7500 textile products   | 0          | 0          | —          | —         | —         |
| 7600 rubber & plastic pr.                                       | 0          | 0          | —          | —         | —         |
| 7900 manufac. prod. nec   | 0          | 0          | 0          | —         | —         |

ANCHORAGE, AK  
Freight Traffic, 2002 - continued  
(thousand short tons)

| Commodity  | Total    | Foreign  |          | Canadian |          |
|--|----------|----------|----------|----------|----------|
|  |          | Inbound  | Outbound | Inbound  | Outbound |
| <b>Total unknown or not elsewhere classified</b> | <b>0</b> | <b>0</b> | <b>0</b> | <b>—</b> | <b>—</b> |
| 9900 unknown or nec                              | 0        | 0        | 0        | —        | —        |

| Commodity   | Total        | Domestic     |            |           |           |
|---|--------------|--------------|------------|-----------|-----------|
|   |              | Coastwise    |            | Internal  |           |
|   |              | Receipts     | Shipments  | Shipments | Intraport |
| <b>Total, all commodities</b>                                   | <b>2,319</b> | <b>1,814</b> | <b>487</b> | <b>17</b> | <b>1</b>  |
| <b>Total petroleum and petroleum products</b>                   | <b>714</b>   | <b>365</b>   | <b>331</b> | <b>17</b> | <b>1</b>  |
| <b>Subtotal petroleum products</b>                              | <b>714</b>   | <b>365</b>   | <b>331</b> | <b>17</b> | <b>1</b>  |
| 2211 gasoline   | 454          | 292          | 152        | 10        | —         |
| 2330 distillate fuel oil  | 175          | —            | 167        | 7         | 1         |
| 2340 residual fuel oil  | 1            | —            | 1          | —         | —         |
| 2350 lube oil & greases   | 16           | 16           | —          | —         | —         |
| 2990 petro. products nec  | 68           | 56           | 11         | —         | —         |
| <b>Total chemicals and related products</b>                     | <b>29</b>    | <b>26</b>    | <b>3</b>   | <b>—</b>  | <b>—</b>  |
| <b>Subtotal other chemicals and related products</b>            | <b>29</b>    | <b>26</b>    | <b>3</b>   | <b>—</b>  | <b>—</b>  |
| 3220 alcohols   | 8            | 8            | —          | —         | —         |
| 3286 plastics   | 0            | 0            | 0          | —         | —         |
| 3299 chem. products nec   | 21           | 18           | 3          | —         | —         |
| <b>Total crude materials, inedible except fuels</b>             | <b>64</b>    | <b>63</b>    | <b>2</b>   | <b>—</b>  | <b>—</b>  |
| <b>Subtotal forest products, wood and chips</b>                 | <b>64</b>    | <b>62</b>    | <b>1</b>   | <b>—</b>  | <b>—</b>  |
| 4170 wood in the rough  | 0            | —            | 0          | —         | —         |
| 4189 lumber   | 64           | 62           | 1          | —         | —         |
| 4190 forest products nec  | 0            | 0            | 0          | —         | —         |
| <b>Subtotal soil, sand, gravel, rock and stone</b>              | <b>0</b>     | <b>0</b>     | <b>0</b>   | <b>—</b>  | <b>—</b>  |
| 4331 sand & gravel  | 0            | 0            | 0          | —         | —         |
| 4338 soil & fill dirt   | 0            | —            | 0          | —         | —         |
| <b>Subtotal other non-metal. min.</b>                           | <b>0</b>     | <b>0</b>     | <b>0</b>   | <b>—</b>  | <b>—</b>  |
| 4900 non-metal. min. nec  | 0            | 0            | 0          | —         | —         |
| <b>Total primary manufactured goods</b>                         | <b>145</b>   | <b>139</b>   | <b>7</b>   | <b>—</b>  | <b>—</b>  |
| <b>Subtotal paper products</b>                                  | <b>18</b>    | <b>18</b>    | <b>0</b>   | <b>—</b>  | <b>—</b>  |
| 5190 paper products nec   | 18           | 18           | 0          | —         | —         |
| <b>Subtotal lime, cement and glass</b>                          | <b>66</b>    | <b>64</b>    | <b>2</b>   | <b>—</b>  | <b>—</b>  |
| 5220 cement & concrete  | 0            | 0            | 0          | —         | —         |
| 5240 glass & glass prod.  | 2            | 2            | —          | —         | —         |
| 5290 misc. mineral prod.  | 63           | 62           | 1          | —         | —         |
| <b>Subtotal primary non-ferrous metal products</b>              | <b>52</b>    | <b>47</b>    | <b>5</b>   | <b>—</b>  | <b>—</b>  |
| 5480 fab. metal products  | 52           | 47           | 5          | —         | —         |
| <b>Subtotal primary wood products</b>                           | <b>9</b>     | <b>9</b>     | <b>—</b>   | <b>—</b>  | <b>—</b>  |
| 5540 primary wood prod.   | 9            | 9            | —          | —         | —         |
| <b>Total food and farm products</b>                             | <b>342</b>   | <b>320</b>   | <b>22</b>  | <b>—</b>  | <b>—</b>  |
| <b>Subtotal fish</b>  | <b>15</b>    | <b>0</b>     | <b>15</b>  | <b>—</b>  | <b>—</b>  |
| 6134 fish (not shellfish)                                       | 15           | 0            | 15         | —         | —         |
| <b>Subtotal processed grain and animal feed</b>                 | <b>0</b>     | <b>0</b>     | <b>0</b>   | <b>—</b>  | <b>—</b>  |
| 6747 grain mill products  | 0            | 0            | —          | —         | —         |
| 6782 animal feed, prep.   | 0            | 0            | 0          | —         | —         |
| <b>Subtotal other agricultural products</b>                     | <b>327</b>   | <b>320</b>   | <b>7</b>   | <b>—</b>  | <b>—</b>  |
| 6835 fish, prepared   | 7            | —            | 7          | —         | —         |
| 6885 alcoholic beverages  | 0            | 0            | 0          | —         | —         |
| 6887 groceries  | 320          | 320          | 0          | —         | —         |
| 6889 food products nec  | 0            | 0            | —          | —         | —         |
| <b>Total all manufactured equipment, machinery and products</b> | <b>1,008</b> | <b>892</b>   | <b>116</b> | <b>—</b>  | <b>—</b>  |
| 7110 machinery (not elec)                                       | 6            | 3            | 3          | —         | —         |
| 7210 vehicles & parts   | 7            | 5            | 2          | —         | —         |
| 7230 ships & boats  | 0            | 0            | 0          | —         | —         |
| 7400 manufac. wood prod.  | 55           | 53           | 2          | —         | —         |
| 7600 rubber & plastic pr.                                       | 0            | 0            | —          | —         | —         |
| 7900 manufac. prod. nec   | 939          | 830          | 109        | —         | —         |
| <b>Total unknown or not elsewhere classified</b>                | <b>15</b>    | <b>10</b>    | <b>5</b>   | <b>—</b>  | <b>—</b>  |
| 9900 unknown or nec   | 15           | 10           | 5          | —         | —         |

UNALASKA BAY AND ISLAND, AK

Section Included: Entire harbor. Controlling Depth: 25 feet in entrance channel at mean lower low water. Project Depth: 25 feet at mean lower low water.

Comparative Statement of Traffic (thousand short tons)

| Year | Total | Year | Total | Year | Total | Year        | Total        |
|------|-------|------|-------|------|-------|-------------|--------------|
| 1993 | 1,035 | 1996 | 939   | 1999 | 793   | <b>2002</b> | <b>1,166</b> |
| 1994 | 861   | 1997 | 1,275 | 2000 | 655   |             |              |
| 1995 | 743   | 1998 | 895   | 2001 | 899   |             |              |

Freight Traffic, 2002 (thousand short tons)

| Commodity  | Grand Total  | Foreign    |            | Canadian   |            | Domestic   |            |            |                    |
|--|--------------|------------|------------|------------|------------|------------|------------|------------|--------------------|
|  |              | Inbound    | Outbound*  | Inbound    | Outbound   | Total      | Coastwise  |            | Internal Intraport |
|  |              |            |            |            |            |            | Receipts   | Shipments  |                    |
| <b>Total, all commodities</b>                        | <b>1,166</b> | <b>4</b>   | <b>488</b> | <b>7</b>   | <b>269</b> | <b>399</b> | <b>235</b> | <b>124</b> | <b>39</b>          |
| <b>Total petroleum and petroleum products</b>        | <b>263</b>   | <b>---</b> | <b>---</b> | <b>---</b> | <b>---</b> | <b>263</b> | <b>192</b> | <b>32</b>  | <b>38</b>          |
| <b>Subtotal petroleum products</b>                   | <b>263</b>   | <b>---</b> | <b>---</b> | <b>---</b> | <b>---</b> | <b>263</b> | <b>192</b> | <b>32</b>  | <b>38</b>          |
| 2211 gasoline  | 54           | ---        | ---        | ---        | ---        | 54         | 33         | 19         | 2                  |
| 2330 distillate fuel oil                             | 208          | ---        | ---        | ---        | ---        | 208        | 160        | 12         | 36                 |
| 2350 lube oil & greases                              | 0            | ---        | ---        | ---        | ---        | 0          | ---        | 0          | ---                |
| 2640 liquid natural gas                              | 0            | ---        | ---        | ---        | ---        | 0          | ---        | 0          | ---                |
| 2990 petro. products nec                             | 0            | ---        | ---        | ---        | ---        | 0          | 0          | 0          | ---                |
| <b>Total chemicals and related products</b>          | <b>6</b>     | <b>0</b>   | <b>6</b>   | <b>---</b> | <b>---</b> | <b>0</b>   | <b>0</b>   | <b>0</b>   | <b>---</b>         |
| <b>Subtotal fertilizers</b>                          | <b>6</b>     | <b>---</b> | <b>6</b>   | <b>---</b> | <b>---</b> | <b>---</b> | <b>---</b> | <b>---</b> | <b>---</b>         |
| 3120 phosphatic fert.                                | 6            | ---        | 6          | ---        | ---        | ---        | ---        | ---        | ---                |
| <b>Subtotal other chemicals and related products</b> | <b>0</b>     | <b>0</b>   | <b>0</b>   | <b>---</b> | <b>---</b> | <b>0</b>   | <b>0</b>   | <b>0</b>   | <b>---</b>         |
| 3211 acyclic hydrocarbons                            | 0            | ---        | ---        | ---        | ---        | 0          | ---        | 0          | ---                |
| 3260 organic comp. nec                               | 0            | 0          | ---        | ---        | ---        | ---        | ---        | ---        | ---                |
| 3276 metallic salts                                  | 0            | 0          | ---        | ---        | ---        | ---        | ---        | ---        | ---                |
| 3284 medicines                                       | 0            | ---        | 0          | ---        | ---        | ---        | ---        | ---        | ---                |
| 3286 plastics  | 0            | 0          | ---        | ---        | ---        | 0          | ---        | 0          | ---                |
| 3297 chemical additives                              | 0            | ---        | 0          | ---        | ---        | ---        | ---        | ---        | ---                |
| 3299 chem. products nec                              | 0            | ---        | ---        | ---        | ---        | 0          | 0          | ---        | ---                |
| <b>Total crude materials, inedible except fuels</b>  | <b>13</b>    | <b>---</b> | <b>---</b> | <b>7</b>   | <b>---</b> | <b>6</b>   | <b>5</b>   | <b>0</b>   | <b>1</b>           |
| <b>Subtotal forest products, wood and chips</b>      | <b>0</b>     | <b>---</b> | <b>---</b> | <b>---</b> | <b>---</b> | <b>0</b>   | <b>0</b>   | <b>0</b>   | <b>---</b>         |
| 4189 lumber  | 0            | ---        | ---        | ---        | ---        | 0          | 0          | 0          | ---                |
| <b>Subtotal soil, sand, gravel, rock and stone</b>   | <b>7</b>     | <b>---</b> | <b>---</b> | <b>7</b>   | <b>---</b> | <b>---</b> | <b>---</b> | <b>---</b> | <b>---</b>         |
| 4331 sand & gravel                                   | 7            | ---        | ---        | 7          | ---        | ---        | ---        | ---        | ---                |
| <b>Subtotal other non-metal. min.</b>                | <b>6</b>     | <b>---</b> | <b>---</b> | <b>---</b> | <b>---</b> | <b>6</b>   | <b>5</b>   | <b>0</b>   | <b>1</b>           |
| 4900 non-metal. min. nec                             | 6            | ---        | ---        | ---        | ---        | 6          | 5          | 0          | 1                  |
| <b>Total primary manufactured goods</b>              | <b>12</b>    | <b>2</b>   | <b>0</b>   | <b>---</b> | <b>---</b> | <b>11</b>  | <b>10</b>  | <b>1</b>   | <b>0</b>           |
| <b>Subtotal paper products</b>                       | <b>7</b>     | <b>2</b>   | <b>0</b>   | <b>---</b> | <b>---</b> | <b>5</b>   | <b>5</b>   | <b>0</b>   | <b>---</b>         |
| 5190 paper products nec                              | 7            | 2          | 0          | ---        | ---        | 5          | 5          | 0          | ---                |
| <b>Subtotal lime, cement and glass</b>               | <b>0</b>     | <b>---</b> | <b>---</b> | <b>---</b> | <b>---</b> | <b>0</b>   | <b>0</b>   | <b>0</b>   | <b>---</b>         |
| 5290 misc. mineral prod.                             | 0            | ---        | ---        | ---        | ---        | 0          | 0          | 0          | ---                |
| <b>Subtotal primary iron and steel products</b>      | <b>0</b>     | <b>---</b> | <b>0</b>   | <b>---</b> | <b>---</b> | <b>---</b> | <b>---</b> | <b>---</b> | <b>---</b>         |
| 5370 i&s pipe & tube                                 | 0            | ---        | 0          | ---        | ---        | ---        | ---        | ---        | ---                |
| <b>Subtotal primary non-ferrous metal products</b>   | <b>6</b>     | <b>0</b>   | <b>---</b> | <b>---</b> | <b>---</b> | <b>6</b>   | <b>5</b>   | <b>1</b>   | <b>0</b>           |
| 5480 fab. metal products                             | 6            | 0          | ---        | ---        | ---        | 6          | 5          | 1          | 0                  |
| <b>Total food and farm products</b>                  | <b>770</b>   | <b>2</b>   | <b>477</b> | <b>---</b> | <b>268</b> | <b>23</b>  | <b>3</b>   | <b>19</b>  | <b>0</b>           |
| <b>Subtotal fish</b>                                 | <b>598</b>   | <b>1</b>   | <b>307</b> | <b>---</b> | <b>268</b> | <b>22</b>  | <b>3</b>   | <b>19</b>  | <b>0</b>           |
| 6134 fish (not shellfish)                            | 591          | ---        | 300        | ---        | 268        | 22         | 3          | 19         | 0                  |
| 6136 shellfish                                       | 8            | 1          | 7          | ---        | ---        | ---        | ---        | ---        | ---                |
| <b>Subtotal vegetable products</b>                   | <b>0</b>     | <b>---</b> | <b>---</b> | <b>---</b> | <b>---</b> | <b>0</b>   | <b>0</b>   | <b>---</b> | <b>---</b>         |
| 6654 vegetables & prod.                              | 0            | ---        | ---        | ---        | ---        | 0          | 0          | ---        | ---                |
| <b>Subtotal processed grain and animal feed</b>      | <b>25</b>    | <b>---</b> | <b>25</b>  | <b>---</b> | <b>---</b> | <b>---</b> | <b>---</b> | <b>---</b> | <b>---</b>         |
| 6782 animal feed, prep.                              | 25           | ---        | 25         | ---        | ---        | ---        | ---        | ---        | ---                |
| <b>Subtotal other agricultural products</b>          | <b>147</b>   | <b>1</b>   | <b>145</b> | <b>---</b> | <b>---</b> | <b>0</b>   | <b>0</b>   | <b>0</b>   | <b>---</b>         |
| 6811 meat, fresh, frozen                             | 0            | ---        | 0          | ---        | ---        | 0          | 0          | ---        | ---                |
| 6835 fish, prepared                                  | 133          | ---        | 133        | ---        | ---        | ---        | ---        | ---        | ---                |
| 6838 tallow, animal oils                             | 11           | ---        | 11         | ---        | ---        | ---        | ---        | ---        | ---                |
| 6839 animals & prod. nec                             | 0            | ---        | 0          | ---        | ---        | ---        | ---        | ---        | ---                |
| 6858 fruit juices                                    | 0            | ---        | ---        | ---        | ---        | 0          | 0          | ---        | ---                |
| 6887 groceries                                       | 0            | ---        | ---        | ---        | ---        | 0          | 0          | 0          | ---                |
| 6889 food products nec                               | 2            | 1          | 1          | ---        | ---        | ---        | ---        | ---        | ---                |

UNALASKA BAY AND ISLAND, AK  
Freight Traffic, 2002 - continued  
(thousand short tons)

| Commodity   | Grand Total | Foreign  |           | Canadian   |            | Domestic   |            |            |                       |
|---|-------------|----------|-----------|------------|------------|------------|------------|------------|-----------------------|
|   |             | Inbound  | Outbound* | Inbound    | Outbound   | Total      | Coastwise  |            | Internal<br>Intraport |
|   |             |          |           |            |            |            | Receipts   | Shipments  |                       |
| <b>Total all manufactured equipment, machinery and products</b> | <b>97</b>   | <b>0</b> | <b>0</b>  | <b>---</b> | <b>---</b> | <b>97</b>  | <b>25</b>  | <b>72</b>  | <b>---</b>            |
| 7110 machinery (not elec)                                       | 0           | 0        | 0         | ---        | ---        | 0          | 0          | 0          | ---                   |
| 7120 electrical machinery                                       | 0           | 0        | 0         | ---        | ---        | 0          | ---        | 0          | ---                   |
| 7210 vehicles & parts   | 0           | 0        | ---       | ---        | ---        | 0          | 0          | ---        | ---                   |
| 7220 aircraft & parts   | 0           | ---      | 0         | ---        | ---        | ---        | ---        | ---        | ---                   |
| 7230 ships & boats  | 0           | ---      | ---       | ---        | ---        | 0          | 0          | ---        | ---                   |
| 7400 manufac. wood prod.  | 0           | 0        | ---       | ---        | ---        | 0          | 0          | 0          | ---                   |
| 7500 textile products   | 0           | 0        | 0         | ---        | ---        | ---        | ---        | ---        | ---                   |
| 7600 rubber & plastic pr.                                       | 0           | 0        | ---       | ---        | ---        | ---        | ---        | ---        | ---                   |
| 7900 manufac. prod. nec   | 97          | 0        | 0         | ---        | ---        | 96         | 25         | 72         | ---                   |
| <b>Total unknown or not elsewhere classified</b>                | <b>5</b>    | <b>0</b> | <b>4</b>  | <b>---</b> | <b>0</b>   | <b>---</b> | <b>---</b> | <b>---</b> | <b>---</b>            |
| 9900 unknown or nec   | 5           | 0        | 4         | ---        | 0          | ---        | ---        | ---        | ---                   |

\*Includes 23 tons of foreign outbound in-transits.

## Other Harbors and Waterways 2002

| Harbor or Waterway<br>Project | Commodity                 | Thousand Short Tons      |            |
|-------------------------------|---------------------------|--------------------------|------------|
| BETHEL HARBOR, AK             | 2211 gasoline             | 34                       |            |
|                               | 2330 distillate fuel oil  | 2                        |            |
|                               | 2350 lube oil & greases   | 0                        |            |
|                               | 2990 petro. products nec  | 1                        |            |
|                               | 3190 fert. & mixes nec    | 0                        |            |
|                               | 3220 alcohols             | 0                        |            |
|                               | 3286 plastics             | 0                        |            |
|                               | 4170 wood in the rough    | 0                        |            |
|                               | 4189 lumber               | 6                        |            |
|                               | 4190 forest products nec  | 0                        |            |
|                               | 4331 sand & gravel        | 35                       |            |
|                               | 4900 non-metal. min. nec  | 0                        |            |
|                               | 5190 paper products nec   | 0                        |            |
|                               | 5220 cement & concrete    | 0                        |            |
|                               | 5240 glass & glass prod.  | 0                        |            |
|                               | 5290 misc. mineral prod.  | 5                        |            |
|                               | 5330 i&s plates & sheets  | 0                        |            |
|                               | 5360 i&s bars & shapes    | 0                        |            |
|                               | 5370 i&s pipe & tube      | 0                        |            |
|                               | 5480 fab. metal products  | 2                        |            |
|                               | 5540 primary wood prod.   | 0                        |            |
|                               | 6887 groceries            | 1                        |            |
|                               | 7110 machinery (not elec) | 9                        |            |
|                               | 7120 electrical machinery | 0                        |            |
|                               | 7210 vehicles & parts     | 1                        |            |
|                               | 7230 ships & boats        | 0                        |            |
|                               | 7400 manufac. wood prod.  | 5                        |            |
|                               | 7500 textile products     | 0                        |            |
|                               | 7600 rubber & plastic pr. | 0                        |            |
|                               | 7900 manufac. prod. nec   | 2                        |            |
|                               |                           | <hr/>                    |            |
|                               |                           | <b>Total Tons(x1000)</b> | <b>105</b> |
|                               | CORDOVA HARBOR, AK        | 2100 crude petroleum     | 0          |
| 2211 gasoline                 |                           | 6                        |            |
| 2330 distillate fuel oil      |                           | 6                        |            |
| 2640 liquid natural gas       |                           | 0                        |            |
| 2990 petro. products nec      |                           | 2                        |            |
| 3282 pigments & paints        |                           | 0                        |            |
| 3286 plastics                 |                           | 0                        |            |
| 4170 wood in the rough        |                           | 0                        |            |
| 4189 lumber                   |                           | 0                        |            |
| 4900 non-metal. min. nec      |                           | 0                        |            |
| 5120 paper & paperboard       |                           | 0                        |            |
| 5190 paper products nec       |                           | 0                        |            |
| 5220 cement & concrete        |                           | 0                        |            |
| 5290 misc. mineral prod.      |                           | 0                        |            |
| 5370 i&s pipe & tube          |                           | 0                        |            |
| 5480 fab. metal products      |                           | 1                        |            |
| 6134 fish (not shellfish)     |                           | 17                       |            |
| 6835 fish, prepared           |                           | 1                        |            |
| 6887 groceries                |                           | 0                        |            |
| 7110 machinery (not elec)     |                           | 1                        |            |
| 7120 electrical machinery     |                           | 0                        |            |
| 7210 vehicles & parts         |                           | 0                        |            |
| 7400 manufac. wood prod.      |                           | 0                        |            |
| 7900 manufac. prod. nec       | 4                         |                          |            |
| 9900 unknown or nec           | 0                         |                          |            |
|                               | <hr/>                     |                          |            |
|                               | <b>Total Tons(x1000)</b>  | <b>41</b>                |            |
| CRAIG HARBOR, AK              | 2211 gasoline             | 6                        |            |
|                               | 2330 distillate fuel oil  | 4                        |            |
|                               | 2340 residual fuel oil    | 2                        |            |
|                               | 5480 fab. metal products  | 0                        |            |
|                               | <hr/>                     |                          |            |
|                               | <b>Total Tons(x1000)</b>  | <b>12</b>                |            |
| DILLINGHAM HARBOR, AK         | 2211 gasoline             | 21                       |            |
|                               | 2330 distillate fuel oil  | 2                        |            |
|                               | 2640 liquid natural gas   | 4                        |            |
|                               | 2990 petro. products nec  | 0                        |            |
|                               | 3286 plastics             | 0                        |            |



Other Harbors and Waterways 2002 - continued

| Harbor or Waterway<br>Project     | Commodity                 | Thousand Short Tons |
|-----------------------------------|---------------------------|---------------------|
| DILLINGHAM HARBOR, AK - continued | 4189 lumber               | 1                   |
|                                   | 4190 forest products nec  | 0                   |
|                                   | 4331 sand & gravel        | 0                   |
|                                   | 4900 non-metal. min. nec  | 0                   |
|                                   | 5190 paper products nec   | 1                   |
|                                   | 5220 cement & concrete    | 0                   |
|                                   | 5290 misc. mineral prod.  | 1                   |
|                                   | 5480 fab. metal products  | 1                   |
|                                   | 6134 fish (not shellfish) | 0                   |
|                                   | 6835 fish, prepared       | 3                   |
|                                   | 6885 alcoholic beverages  | 0                   |
|                                   | 6887 groceries            | 0                   |
|                                   | 7110 machinery (not elec) | 1                   |
|                                   | 7210 vehicles & parts     | 0                   |
|                                   | 7230 ships & boats        | 0                   |
|                                   | 7400 manufac. wood prod.  | 1                   |
| 7900 manufac. prod. nec           | 2                         |                     |
|                                   | <hr/>                     |                     |
|                                   | <b>Total Tons(x1000)</b>  | <b>41</b>           |
| DOUGLAS HARBOR, AK                | 2211 gasoline             | 2                   |
|                                   | 2330 distillate fuel oil  | 3                   |
|                                   |                           | <hr/>               |
|                                   | <b>Total Tons(x1000)</b>  | <b>5</b>            |
| DRY PASS, AK                      | No Commerce Reported      |                     |
| EGEGIK RIVER, AK                  | 2211 gasoline             | 0                   |
|                                   | 2330 distillate fuel oil  | 1                   |
|                                   | 3286 plastics             | 0                   |
|                                   | 4189 lumber               | 0                   |
|                                   | 4331 sand & gravel        | 0                   |
|                                   | 4900 non-metal. min. nec  | 0                   |
|                                   | 5190 paper products nec   | 1                   |
|                                   | 5220 cement & concrete    | 0                   |
|                                   | 5290 misc. mineral prod.  | 0                   |
|                                   | 5480 fab. metal products  | 0                   |
|                                   | 6134 fish (not shellfish) | 0                   |
|                                   | 6835 fish, prepared       | 2                   |
|                                   | 6885 alcoholic beverages  | 0                   |
|                                   | 6887 groceries            | 0                   |
|                                   | 7110 machinery (not elec) | 0                   |
|                                   | 7210 vehicles & parts     | 0                   |
| 7400 manufac. wood prod.          | 0                         |                     |
| 7900 manufac. prod. nec           | 0                         |                     |
|                                   | <hr/>                     |                     |
|                                   | <b>Total Tons(x1000)</b>  | <b>4</b>            |
| ELFIN COVE HARBOR, AK             | 2211 gasoline             | 0                   |
|                                   | 2330 distillate fuel oil  | 0                   |
|                                   |                           | <hr/>               |
|                                   | <b>Total Tons(x1000)</b>  | <b>0</b>            |
| GASTINEAU CHANNEL, AK             | No Commerce Reported      |                     |
| HOONAH HARBOR, AK                 | 2100 crude petroleum      | 0                   |
|                                   | 2211 gasoline             | 2                   |
|                                   | 2330 distillate fuel oil  | 2                   |
|                                   | 2340 residual fuel oil    | 1                   |
|                                   | 2640 liquid natural gas   | 0                   |
|                                   | 3110 nitrogenous fert.    | 0                   |
|                                   | 3190 fert. & mixes nec    | 0                   |
|                                   | 3282 pigments & paints    | 0                   |
|                                   | 3286 plastics             | 0                   |
|                                   | 3293 explosives           | 0                   |
|                                   | 3299 chem. products nec   | 0                   |
|                                   | 4170 wood in the rough    | 0                   |

## Other Harbors and Waterways 2002 - continued

| Harbor or Waterway<br>Project | Commodity                 | Thousand Short Tons |
|-------------------------------|---------------------------|---------------------|
| HOONAH HARBOR, AK - continued | 4189 lumber               | 0                   |
|                               | 4420 iron & steel scrap   | 0                   |
|                               | 4900 non-metal. min. nec  | 0                   |
|                               | 5190 paper products nec   | 0                   |
|                               | 5220 cement & concrete    | 0                   |
|                               | 5370 i&s pipe & tube      | 0                   |
|                               | 5480 fab. metal products  | 0                   |
|                               | 5540 primary wood prod.   | 0                   |
|                               | 6134 fish (not shellfish) | 1                   |
|                               | 6835 fish, prepared       | 0                   |
|                               | 6858 fruit juices         | 0                   |
|                               | 6887 groceries            | 0                   |
|                               | 6899 farm products nec    | 0                   |
|                               | 7110 machinery (not elec) | 0                   |
|                               | 7210 vehicles & parts     | 0                   |
|                               | 7230 ships & boats        | 0                   |
|                               | 7400 manufac. wood prod.  | 0                   |
| 7900 manufac. prod. nec       | 0                         |                     |
|                               | <b>Total Tons(x1000)</b>  | <b>7</b>            |
| HUMBOLDT HARBOR, AK           | 2211 gasoline             | 3                   |
|                               | 2330 distillate fuel oil  | 14                  |
|                               | 3120 phosphatic fert.     | 1                   |
|                               | 3284 medicines            | 0                   |
|                               | 4189 lumber               | 0                   |
|                               | 4900 non-metal. min. nec  | 0                   |
|                               | 5190 paper products nec   | 0                   |
|                               | 5480 fab. metal products  | 2                   |
|                               | 6134 fish (not shellfish) | 19                  |
|                               | 6136 shellfish            | 1                   |
|                               | 6654 vegetables & prod.   | 0                   |
|                               | 6782 animal feed, prep.   | 4                   |
|                               | 6811 meat, fresh, frozen  | 0                   |
|                               | 6835 fish, prepared       | 4                   |
|                               | 6838 tallow, animal oils  | 1                   |
|                               | 6839 animals & prod. nec  | 0                   |
|                               | 6858 fruit juices         | 0                   |
|                               | 6889 food products nec    | 0                   |
|                               | 7900 manufac. prod. nec   | 0                   |
| 9900 unknown or nec           | 1                         |                     |
|                               | <b>Total Tons(x1000)</b>  | <b>50</b>           |
| KAKE HARBOR, AK               | 2100 crude petroleum      | 0                   |
|                               | 2211 gasoline             | 3                   |
|                               | 2330 distillate fuel oil  | 3                   |
|                               | 2340 residual fuel oil    | 1                   |
|                               | 2640 liquid natural gas   | 0                   |
|                               | 3190 fert. & mixes nec    | 0                   |
|                               | 3282 pigments & paints    | 0                   |
|                               | 3286 plastics             | 0                   |
|                               | 3293 explosives           | 0                   |
|                               | 3299 chem. products nec   | 0                   |
|                               | 4170 wood in the rough    | 0                   |
|                               | 4189 lumber               | 0                   |
|                               | 4338 soil & fill dirt     | 0                   |
|                               | 4900 non-metal. min. nec  | 0                   |
|                               | 5190 paper products nec   | 0                   |
|                               | 5220 cement & concrete    | 0                   |
|                               | 5290 misc. mineral prod.  | 0                   |
|                               | 5370 i&s pipe & tube      | 0                   |
|                               | 5390 primary i&s nec      | 0                   |
|                               | 5480 fab. metal products  | 0                   |
|                               | 5540 primary wood prod.   | 0                   |
|                               | 6134 fish (not shellfish) | 2                   |
|                               | 6136 shellfish            | 0                   |
|                               | 6835 fish, prepared       | 0                   |
|                               | 6885 alcoholic beverages  | 0                   |
|                               | 6887 groceries            | 1                   |
|                               | 6889 food products nec    | 0                   |
|                               | 6899 farm products nec    | 0                   |
|                               | 7110 machinery (not elec) | 1                   |
| 7120 electrical machinery     | 0                         |                     |
| 7210 vehicles & parts         | 0                         |                     |

Other Harbors and Waterways 2002 - continued

| Harbor or Waterway<br>Project | Commodity                 | Thousand Short Tons |
|-------------------------------|---------------------------|---------------------|
| KAKE HARBOR, AK - continued   | 7230 ships & boats        | 0                   |
|                               | 7400 manufac. wood prod.  | 0                   |
|                               | 7600 rubber & plastic pr. | 0                   |
|                               | 7900 manufac. prod. nec   | 1                   |
|                               | <b>Total Tons(x1000)</b>  | <b>11</b>           |
| KING COVE LAGOON, AK          | 2211 gasoline             | 0                   |
|                               | 2330 distillate fuel oil  | 9                   |
|                               | 4189 lumber               | 0                   |
|                               | 4900 non-metal. min. nec  | 1                   |
|                               | 5190 paper products nec   | 0                   |
|                               | 5480 fab. metal products  | 1                   |
|                               | 6134 fish (not shellfish) | 3                   |
|                               | 6136 shellfish            | 1                   |
|                               | 6835 fish, prepared       | 0                   |
|                               | 7900 manufac. prod. nec   | 1                   |
| <b>Total Tons(x1000)</b>      | <b>16</b>                 |                     |
| KODIAK HARBOR, AK             | 2211 gasoline             | 37                  |
|                               | 2330 distillate fuel oil  | 43                  |
|                               | 3299 chem. products nec   | 0                   |
|                               | 4338 soil & fill dirt     | 0                   |
|                               | 4900 non-metal. min. nec  | 0                   |
|                               | 5190 paper products nec   | 0                   |
|                               | 5480 fab. metal products  | 1                   |
|                               | 6134 fish (not shellfish) | 1                   |
|                               | 6654 vegetables & prod.   | 0                   |
|                               | 6811 meat, fresh, frozen  | 0                   |
|                               | 6858 fruit juices         | 0                   |
|                               | 7110 machinery (not elec) | 0                   |
|                               | 7210 vehicles & parts     | 0                   |
|                               | 7400 manufac. wood prod.  | 0                   |
| 7900 manufac. prod. nec       | 58                        |                     |
| <b>Total Tons(x1000)</b>      | <b>141</b>                |                     |
| METLAKATLA HARBOR, AK         | 1100 coal lignite         | 0                   |
|                               | 2211 gasoline             | 1                   |
|                               | 2330 distillate fuel oil  | 1                   |
|                               | 2340 residual fuel oil    | 0                   |
|                               | 2990 petro. products nec  | 0                   |
|                               | 3299 chem. products nec   | 0                   |
|                               | 4110 rubber & gums        | 0                   |
|                               | 4189 lumber               | 0                   |
|                               | 4225 pulp & waste paper   | 0                   |
|                               | 4782 clay & refrac. mat.  | 0                   |
|                               | 5190 paper products nec   | 0                   |
|                               | 5240 glass & glass prod.  | 0                   |
|                               | 5290 misc. mineral prod.  | 0                   |
|                               | 5480 fab. metal products  | 2                   |
|                               | 6889 food products nec    | 1                   |
|                               | 7110 machinery (not elec) | 1                   |
|                               | 7120 electrical machinery | 0                   |
|                               | 7210 vehicles & parts     | 0                   |
| 7400 manufac. wood prod.      | 0                         |                     |
| 7500 textile products         | 0                         |                     |
| 7600 rubber & plastic pr.     | 0                         |                     |
| 7900 manufac. prod. nec       | 1                         |                     |
| <b>Total Tons(x1000)</b>      | <b>8</b>                  |                     |
| NAKNEK RIVER, AK              | 2211 gasoline             | 19                  |
|                               | 2330 distillate fuel oil  | 6                   |
|                               | 2640 liquid natural gas   | 2                   |
|                               | 2990 petro. products nec  | 0                   |
|                               | 3286 plastics             | 0                   |
|                               | 4189 lumber               | 0                   |
|                               | 4190 forest products nec  | 0                   |
|                               | 4331 sand & gravel        | 0                   |

## Other Harbors and Waterways 2002 - continued

| Harbor or Waterway<br>Project | Commodity   | Thousand Short Tons |
|-------------------------------|---|---------------------|
| NAKNEK RIVER, AK - continued  | 4900 non-metal. min. nec                                  | 1                   |
|                               | 5190 paper products nec                                   | 1                   |
|                               | 5220 cement & concrete                                    | 0                   |
|                               | 5290 misc. mineral prod.                                  | 0                   |
|                               | 5480 fab. metal products                                  | 1                   |
|                               | 6134 fish (not shellfish)                                 | 2                   |
|                               | 6654 vegetables & prod.                                   | 0                   |
|                               | 6782 animal feed, prep.                                   | 0                   |
|                               | 6811 meat, fresh, frozen                                  | 0                   |
|                               | 6835 fish, prepared                                       | 8                   |
|                               | 6858 fruit juices   | 0                   |
|                               | 6885 alcoholic beverages                                  | 0                   |
|                               | 6887 groceries  | 0                   |
|                               | 7110 machinery (not elec)                                 | 0                   |
|                               | 7210 vehicles & parts                                     | 0                   |
|                               | 7230 ships & boats  | 0                   |
|                               | 7400 manufac. wood prod.                                  | 0                   |
| 7900 manufac. prod. nec       | 3   |                     |
|                               | <b>Total Tons(x1000)</b>                                  | <b>46</b>           |
|                               | <b>Total Ton-miles(x1000)</b>                             | <b>92</b>           |
|                               | <b>Total Trip-ton-miles Internal and Intraport(x1000)</b> | <b>1,067</b>        |
| NINILCHIK HARBOR, AK          | No Commerce Reported                                      |                     |
| NOME, AK                      | 2211 gasoline   | 17                  |
|                               | 2330 distillate fuel oil                                  | 16                  |
|                               | 2640 liquid natural gas                                   | 0                   |
|                               | 2990 petro. products nec                                  | 1                   |
|                               | 3286 plastics   | 0                   |
|                               | 4189 lumber   | 1                   |
|                               | 4190 forest products nec                                  | 0                   |
|                               | 4331 sand & gravel  | 24                  |
|                               | 4900 non-metal. min. nec                                  | 0                   |
|                               | 5190 paper products nec                                   | 0                   |
|                               | 5220 cement & concrete                                    | 0                   |
|                               | 5290 misc. mineral prod.                                  | 2                   |
|                               | 5480 fab. metal products                                  | 2                   |
|                               | 6885 alcoholic beverages                                  | 1                   |
|                               | 6887 groceries  | 0                   |
|                               | 7110 machinery (not elec)                                 | 4                   |
|                               | 7210 vehicles & parts                                     | 1                   |
| 7230 ships & boats            | 0   |                     |
| 7400 manufac. wood prod.      | 2   |                     |
| 7900 manufac. prod. nec       | 1   |                     |
|                               | <b>Total Tons(x1000)</b>                                  | <b>71</b>           |
| OLD HARBOR, AK                | 2211 gasoline   | 0                   |
|                               | 2330 distillate fuel oil                                  | 0                   |
|                               | 2340 residual fuel oil                                    | 0                   |
|                               | 4900 non-metal. min. nec                                  | 0                   |
|                               | 5190 paper products nec                                   | 0                   |
|                               | 5480 fab. metal products                                  | 0                   |
|                               | 6134 fish (not shellfish)                                 | 0                   |
|                               | 6654 vegetables & prod.                                   | 0                   |
|                               | 6811 meat, fresh, frozen                                  | 0                   |
|                               | 6858 fruit juices   | 0                   |
|                               | 7900 manufac. prod. nec                                   | 0                   |
|                               | <b>Total Tons(x1000)</b>                                  | <b>1</b>            |
| PELICAN HARBOR, AK            | 2211 gasoline   | 0                   |
|                               | 2330 distillate fuel oil                                  | 0                   |
|                               | 2340 residual fuel oil                                    | 0                   |
|                               | 2640 liquid natural gas                                   | 0                   |
|                               | 3190 fert. & mixes nec                                    | 0                   |
|                               | 3286 plastics   | 0                   |
|                               | 4170 wood in the rough                                    | 0                   |
|                               | 4189 lumber   | 0                   |
|                               | 4900 non-metal. min. nec                                  | 0                   |
|                               | 5190 paper products nec                                   | 0                   |
| 5220 cement & concrete        | 0   |                     |

Other Harbors and Waterways 2002 - continued

| Harbor or Waterway<br>Project  | Commodity   | Thousand Short Tons   |
|--------------------------------|---|---|
| PELICAN HARBOR, AK - continued | 5480 fab. metal products<br>6134 fish (not shellfish)<br>6887 groceries<br>7120 electrical machinery<br>7210 vehicles & parts<br>7500 textile products<br>7900 manufac. prod. nec   | 0<br>1<br>0<br>0<br>0<br>0<br>0   |
|                                | <b>Total Tons(x1000)</b>  | <b>2</b>  |
| PETERSBURG HARBOR, AK          | 2100 crude petroleum<br>2211 gasoline<br>2330 distillate fuel oil<br>2340 residual fuel oil<br>2350 lube oil & greases<br>2430 asphalt, tar & pitch<br>2640 liquid natural gas<br>2990 petro. products nec<br>3110 nitrogenous fert.<br>3190 fert. & mixes nec<br>3211 acyclic hydrocarbons<br>3260 organic comp. nec<br>3276 metallic salts<br>3282 pigments & paints<br>3286 plastics<br>3293 explosives<br>3299 chem. products nec<br>4170 wood in the rough<br>4189 lumber<br>4190 forest products nec<br>4331 sand & gravel<br>4338 soil & fill dirt<br>4420 iron & steel scrap<br>4680 non-ferrous scrap<br>4900 non-metal. min. nec<br>5110 newsprint<br>5190 paper products nec<br>5220 cement & concrete<br>5240 glass & glass prod.<br>5290 misc. mineral prod.<br>5370 i&s pipe & tube<br>5390 primary i&s nec<br>5480 fab. metal products<br>5540 primary wood prod.<br>6134 fish (not shellfish)<br>6136 shellfish<br>6654 vegetables & prod.<br>6747 grain mill products<br>6811 meat, fresh, frozen<br>6835 fish, prepared<br>6858 fruit juices<br>6885 alcoholic beverages<br>6887 groceries<br>6888 water & ice<br>6889 food products nec<br>6899 farm products nec<br>7110 machinery (not elec)<br>7120 electrical machinery<br>7210 vehicles & parts<br>7230 ships & boats<br>7300 ordnance & access.<br>7400 manufac. wood prod.<br>7500 textile products<br>7600 rubber & plastic pr.<br>7900 manufac. prod. nec<br>8900 waste and scrap nec | 0<br>7<br>6<br>3<br>0<br>4<br>1<br>2<br>0<br>1<br>0<br>0<br>0<br>0<br>0<br>1<br>2<br>4<br>0<br>0<br>1<br>1<br>0<br>2<br>0<br>3<br>3<br>0<br>1<br>1<br>0<br>8<br>1<br>40<br>1<br>0<br>0<br>0<br>9<br>0<br>1<br>18<br>0<br>2<br>0<br>4<br>1<br>3<br>1<br>0<br>7<br>0<br>0<br>16<br>15 |
|                                | <b>Total Tons(x1000)</b>  | <b>171</b>  |
| PORT ALEXANDER, AK             | No Commerce Reported  |   |
| SELDOVIA HARBOR, AK            | 2211 gasoline<br>2330 distillate fuel oil   | 1<br>0  |

Other Harbors and Waterways 2002 - continued

| Harbor or Waterway<br>Project      | Commodity                 | Thousand Short Tons                                       |               |
|------------------------------------|---------------------------|---|---------------|
| SELDOVIA HARBOR, AK - continued    | 7210 vehicles & parts     | 0   |               |
|                                    | 8900 waste and scrap nec  | 0   |               |
|                                    | <b>Total Tons(x1000)</b>  | <b>1</b>  |               |
| SERGIUS AND WHITESTONE NARROWS, AK | 2100 crude petroleum      | 0   |               |
|                                    | 2211 gasoline             | 22  |               |
|                                    | 2330 distillate fuel oil  | 14  |               |
|                                    | 2340 residual fuel oil    | 7   |               |
|                                    | 2350 lube oil & greases   | 0   |               |
|                                    | 2430 asphalt, tar & pitch | 2   |               |
|                                    | 2640 liquid natural gas   | 0   |               |
|                                    | 2990 petro. products nec  | 0   |               |
|                                    | 3110 nitrogenous fert.    | 0   |               |
|                                    | 3190 fert. & mixes nec    | 0   |               |
|                                    | 3211 acyclic hydrocarbons | 1   |               |
|                                    | 3220 alcohols             | 0   |               |
|                                    | 3260 organic comp. nec    | 0   |               |
|                                    | 3276 metallic salts       | 0   |               |
|                                    | 3282 pigments & paints    | 0   |               |
|                                    | 3286 plastics             | 0   |               |
|                                    | 3293 explosives           | 0   |               |
|                                    | 3299 chem. products nec   | 0   |               |
|                                    | 4170 wood in the rough    | 1   |               |
|                                    | 4189 lumber               | 2   |               |
|                                    | 4190 forest products nec  | 0   |               |
|                                    | 4331 sand & gravel        | 0   |               |
|                                    | 4338 soil & fill dirt     | 0   |               |
|                                    | 4420 iron & steel scrap   | 0   |               |
|                                    | 4680 non-ferrous scrap    | 0   |               |
|                                    | 4900 non-metal. min. nec  | 1   |               |
|                                    | 5110 newsprint            | 0   |               |
|                                    | 5190 paper products nec   | 2   |               |
|                                    | 5220 cement & concrete    | 2   |               |
|                                    | 5240 glass & glass prod.  | 0   |               |
|                                    | 5290 misc. mineral prod.  | 1   |               |
|                                    | 5370 i&s pipe & tube      | 0   |               |
|                                    | 5390 primary i&s nec      | 0   |               |
|                                    | 5480 fab. metal products  | 3   |               |
|                                    | 5540 primary wood prod.   | 0   |               |
|                                    | 6134 fish (not shellfish) | 10  |               |
|                                    | 6136 shellfish            | 0   |               |
|                                    | 6654 vegetables & prod.   | 0   |               |
|                                    | 6811 meat, fresh, frozen  | 0   |               |
|                                    | 6835 fish, prepared       | 1   |               |
|                                    | 6858 fruit juices         | 0   |               |
|                                    | 6885 alcoholic beverages  | 0   |               |
|                                    | 6887 groceries            | 11  |               |
|                                    | 6888 water & ice          | 0   |               |
|                                    | 6889 food products nec    | 1   |               |
|                                    | 6899 farm products nec    | 0   |               |
|                                    | 7110 machinery (not elec) | 2   |               |
|                                    | 7120 electrical machinery | 3   |               |
|                                    | 7210 vehicles & parts     | 2   |               |
|                                    | 7230 ships & boats        | 0   |               |
|                                    | 7300 ordnance & access.   | 0   |               |
|                                    | 7400 manufac. wood prod.  | 4   |               |
|                                    | 7500 textile products     | 0   |               |
|                                    | 7600 rubber & plastic pr. | 0   |               |
|                                    | 7900 manufac. prod. nec   | 20  |               |
|                                    | 8900 waste and scrap nec  | 7   |               |
|                                    |                           | <b>Total Tons(x1000)</b>                                  | <b>122</b>    |
|                                    |                           | <b>Total Ton-miles(x1000)</b>                             | <b>2,482</b>  |
|                                    |                           | <b>Total Trip-ton-miles Internal and Intraport(x1000)</b> | <b>26,493</b> |
|                                    | SITKA HARBOR, AK          | 2100 crude petroleum                                      | 0             |
|                                    |                           | 2211 gasoline   | 17            |
|                                    |                           | 2330 distillate fuel oil                                  | 12            |
|                                    |                           | 2340 residual fuel oil                                    | 5             |
|                                    |                           | 2350 lube oil & greases                                   | 0             |
|                                    |                           | 2430 asphalt, tar & pitch                                 | 2             |
|                                    |                           | 2640 liquid natural gas                                   | 0             |
|                                    |                           | 2990 petro. products nec                                  | 0             |
| 3190 fert. & mixes nec             |                           | 0   |               |
| 3211 acyclic hydrocarbons          |                           | 1   |               |
| 3260 organic comp. nec             | 0                         |   |               |

Other Harbors and Waterways 2002 - continued

| Harbor or Waterway<br>Project | Commodity                 | Thousand Short Tons      |            |
|-------------------------------|---------------------------|--------------------------|------------|
| SITKA HARBOR, AK - continued  | 3274 sodium hydroxide     | 3                        |            |
|                               | 3276 metallic salts       | 1                        |            |
|                               | 3282 pigments & paints    | 0                        |            |
|                               | 3286 plastics             | 0                        |            |
|                               | 3293 explosives           | 0                        |            |
|                               | 3299 chem. products nec   | 0                        |            |
|                               | 4170 wood in the rough    | 48                       |            |
|                               | 4189 lumber               | 2                        |            |
|                               | 4190 forest products nec  | 0                        |            |
|                               | 4331 sand & gravel        | 0                        |            |
|                               | 4338 soil & fill dirt     | 0                        |            |
|                               | 4420 iron & steel scrap   | 0                        |            |
|                               | 4680 non-ferrous scrap    | 0                        |            |
|                               | 4900 non-metal. min. nec  | 0                        |            |
|                               | 5110 newsprint            | 0                        |            |
|                               | 5190 paper products nec   | 1                        |            |
|                               | 5220 cement & concrete    | 1                        |            |
|                               | 5240 glass & glass prod.  | 0                        |            |
|                               | 5290 misc. mineral prod.  | 1                        |            |
|                               | 5370 i&s pipe & tube      | 0                        |            |
|                               | 5390 primary i&s nec      | 0                        |            |
|                               | 5480 fab. metal products  | 2                        |            |
|                               | 5540 primary wood prod.   | 0                        |            |
|                               | 6134 fish (not shellfish) | 9                        |            |
|                               | 6136 shellfish            | 0                        |            |
|                               | 6654 vegetables & prod.   | 0                        |            |
|                               | 6811 meat, fresh, frozen  | 0                        |            |
|                               | 6835 fish, prepared       | 1                        |            |
|                               | 6858 fruit juices         | 0                        |            |
|                               | 6885 alcoholic beverages  | 0                        |            |
|                               | 6887 groceries            | 8                        |            |
|                               | 6888 water & ice          | 0                        |            |
|                               | 6889 food products nec    | 1                        |            |
|                               | 7110 machinery (not elec) | 1                        |            |
|                               | 7120 electrical machinery | 1                        |            |
|                               | 7210 vehicles & parts     | 1                        |            |
|                               | 7230 ships & boats        | 0                        |            |
|                               | 7300 ordnance & access.   | 0                        |            |
|                               | 7400 manufac. wood prod.  | 3                        |            |
|                               | 7500 textile products     | 0                        |            |
|                               | 7600 rubber & plastic pr. | 0                        |            |
|                               | 7900 manufac. prod. nec   | 8                        |            |
|                               | 8900 waste and scrap nec  | 7                        |            |
|                               |                           | <b>Total Tons(x1000)</b> | <b>139</b> |
|                               | SKAGWAY HARBOR, AK        | 2100 crude petroleum     | 0          |
|                               |                           | 2211 gasoline            | 23         |
|                               |                           | 2221 kerosene            | 5          |
|                               |                           | 2330 distillate fuel oil | 54         |
|                               |                           | 2340 residual fuel oil   | 2          |
| 2640 liquid natural gas       |                           | 0                        |            |
| 3190 fert. & mixes nec        |                           | 0                        |            |
| 3282 pigments & paints        |                           | 0                        |            |
| 3286 plastics                 |                           | 0                        |            |
| 3293 explosives               |                           | 0                        |            |
| 3299 chem. products nec       |                           | 0                        |            |
| 4170 wood in the rough        |                           | 0                        |            |
| 4189 lumber                   |                           | 1                        |            |
| 4420 iron & steel scrap       |                           | 0                        |            |
| 4900 non-metal. min. nec      |                           | 1                        |            |
| 5190 paper products nec       |                           | 0                        |            |
| 5210 lime                     |                           | 1                        |            |
| 5220 cement & concrete        |                           | 1                        |            |
| 5290 misc. mineral prod.      |                           | 0                        |            |
| 5370 i&s pipe & tube          |                           | 0                        |            |
| 5480 fab. metal products      |                           | 0                        |            |
| 5540 primary wood prod.       |                           | 0                        |            |
| 6134 fish (not shellfish)     |                           | 0                        |            |
| 6885 alcoholic beverages      | 6                         |                          |            |
| 6887 groceries                | 1                         |                          |            |
| 6889 food products nec        | 3                         |                          |            |
| 7110 machinery (not elec)     | 1                         |                          |            |
| 7120 electrical machinery     | 0                         |                          |            |
| 7210 vehicles & parts         | 0                         |                          |            |
| 7230 ships & boats            | 0                         |                          |            |
| 7400 manufac. wood prod.      | 0                         |                          |            |

## Other Harbors and Waterways 2002 - continued

| Harbor or Waterway<br>Project  | Commodity                 | Thousand Short Tons |
|--------------------------------|---------------------------|---------------------|
| SKAGWAY HARBOR, AK - continued | 7500 textile products     | 0                   |
|                                | 7600 rubber & plastic pr. | 0                   |
|                                | 7900 manufac. prod. nec   | 2                   |
|                                | 8900 waste and scrap nec  | 0                   |
|                                | <b>Total Tons(x1000)</b>  | <b>101</b>          |
| STIKINE RIVER, AK              | No Commerce Reported      |                     |
| WRANGELL HARBOR, AK            | 1100 coal lignite         | 0                   |
|                                | 2100 crude petroleum      | 0                   |
|                                | 2211 gasoline             | 4                   |
|                                | 2330 distillate fuel oil  | 3                   |
|                                | 2340 residual fuel oil    | 1                   |
|                                | 2640 liquid natural gas   | 0                   |
|                                | 2990 petro. products nec  | 0                   |
|                                | 3110 nitrogenous fert.    | 0                   |
|                                | 3276 metallic salts       | 0                   |
|                                | 3282 pigments & paints    | 0                   |
|                                | 3299 chem. products nec   | 0                   |
|                                | 4110 rubber & gums        | 0                   |
|                                | 4170 wood in the rough    | 1                   |
|                                | 4189 lumber               | 1                   |
|                                | 4190 forest products nec  | 0                   |
|                                | 4225 pulp & waste paper   | 0                   |
|                                | 4331 sand & gravel        | 0                   |
|                                | 4782 clay & refrac. mat.  | 0                   |
|                                | 4900 non-metal. min. nec  | 0                   |
|                                | 5190 paper products nec   | 0                   |
|                                | 5220 cement & concrete    | 0                   |
|                                | 5240 glass & glass prod.  | 0                   |
|                                | 5290 misc. mineral prod.  | 0                   |
|                                | 5370 i&s pipe & tube      | 0                   |
|                                | 5480 fab. metal products  | 1                   |
|                                | 6134 fish (not shellfish) | 1                   |
|                                | 6136 shellfish            | 0                   |
|                                | 6654 vegetables & prod.   | 0                   |
|                                | 6811 meat, fresh, frozen  | 0                   |
|                                | 6835 fish, prepared       | 1                   |
|                                | 6858 fruit juices         | 0                   |
|                                | 6887 groceries            | 1                   |
|                                | 6889 food products nec    | 2                   |
|                                | 7110 machinery (not elec) | 0                   |
|                                | 7120 electrical machinery | 0                   |
|                                | 7210 vehicles & parts     | 0                   |
|                                | 7230 ships & boats        | 0                   |
|                                | 7400 manufac. wood prod.  | 1                   |
|                                | 7500 textile products     | 0                   |
|                                | 7600 rubber & plastic pr. | 0                   |
|                                | 7900 manufac. prod. nec   | 4                   |
|                                | 8900 waste and scrap nec  | 1                   |
|                                | <b>Total Tons(x1000)</b>  | <b>21</b>           |
| Non-project                    |                           |                     |
| CHATHAM STRAIT, AK             | 2100 crude petroleum      | 0                   |
|                                | 2211 gasoline             | 36                  |
|                                | 2330 distillate fuel oil  | 45                  |
|                                | 2340 residual fuel oil    | 7                   |
|                                | 2350 lube oil & greases   | 0                   |
|                                | 2430 asphalt, tar & pitch | 2                   |
|                                | 2640 liquid natural gas   | 0                   |
|                                | 2990 petro. products nec  | 3                   |
|                                | 3110 nitrogenous fert.    | 0                   |
|                                | 3190 fert. & mixes nec    | 0                   |
|                                | 3211 acyclic hydrocarbons | 1                   |
|                                | 3260 organic comp. nec    | 0                   |
|                                | 3276 metallic salts       | 0                   |
|                                | 3282 pigments & paints    | 0                   |
|                                | 3286 plastics             | 1                   |
| 3293 explosives                | 1                         |                     |
| 3299 chem. products nec        | 2                         |                     |



Other Harbors and Waterways 2002 - continued

| Harbor or Waterway<br>Non-project | Commodity                 | Thousand Short Tons                                       |               |
|-----------------------------------|---------------------------|---|---------------|
| CHATHAM STRAIT, AK - continued    | 4170 wood in the rough    | 27  |               |
|                                   | 4189 lumber               | 20  |               |
|                                   | 4190 forest products nec  | 1   |               |
|                                   | 4331 sand & gravel        | 19  |               |
|                                   | 4338 soil & fill dirt     | 0   |               |
|                                   | 4420 iron & steel scrap   | 3   |               |
|                                   | 4680 non-ferrous scrap    | 0   |               |
|                                   | 4690 non-ferrous ores nec | 155   |               |
|                                   | 4900 non-metal. min. nec  | 2   |               |
|                                   | 5110 newsprint            | 0   |               |
|                                   | 5120 paper & paperboard   | 0   |               |
|                                   | 5190 paper products nec   | 6   |               |
|                                   | 5210 lime                 | 0   |               |
|                                   | 5220 cement & concrete    | 14  |               |
|                                   | 5240 glass & glass prod.  | 0   |               |
|                                   | 5290 misc. mineral prod.  | 17  |               |
|                                   | 5330 i&s plates & sheets  | 0   |               |
|                                   | 5370 i&s pipe & tube      | 0   |               |
|                                   | 5390 primary i&s nec      | 0   |               |
|                                   | 5480 fab. metal products  | 17  |               |
|                                   | 5540 primary wood prod.   | 1   |               |
|                                   | 6134 fish (not shellfish) | 35  |               |
|                                   | 6136 shellfish            | 0   |               |
|                                   | 6654 vegetables & prod.   | 0   |               |
|                                   | 6782 animal feed, prep.   | 0   |               |
|                                   | 6811 meat, fresh, frozen  | 0   |               |
|                                   | 6835 fish, prepared       | 15  |               |
|                                   | 6858 fruit juices         | 0   |               |
|                                   | 6885 alcoholic beverages  | 2   |               |
|                                   | 6887 groceries            | 11  |               |
|                                   | 6888 water & ice          | 0   |               |
|                                   | 6889 food products nec    | 1   |               |
|                                   | 6899 farm products nec    | 0   |               |
|                                   | 7110 machinery (not elec) | 5   |               |
|                                   | 7120 electrical machinery | 2   |               |
|                                   | 7210 vehicles & parts     | 4   |               |
|                                   | 7230 ships & boats        | 1   |               |
|                                   | 7300 ordnance & access.   | 0   |               |
|                                   | 7400 manufac. wood prod.  | 22  |               |
|                                   | 7500 textile products     | 0   |               |
|                                   | 7600 rubber & plastic pr. | 0   |               |
|                                   | 7900 manufac. prod. nec   | 57  |               |
|                                   | 8900 waste and scrap nec  | 7   |               |
|                                   | 9900 unknown or nec       | 0   |               |
|                                   |                           | <b>Total Tons(x1000)</b>                                  | <b>546</b>    |
|                                   |                           | <b>Total Ton-miles(x1000)</b>                             | <b>39,122</b> |
|                                   |                           | <b>Total Trip-ton-miles Internal and Intraport(x1000)</b> | <b>81,843</b> |
|                                   | CLARENCE STRAIT, AK       | 1100 coal lignite   | 0             |
|                                   |                           | 2100 crude petroleum                                      | 1             |
|                                   |                           | 2211 gasoline   | 90            |
| 2330 distillate fuel oil          |                           | 72  |               |
| 2340 residual fuel oil            |                           | 15  |               |
| 2350 lube oil & greases           |                           | 0   |               |
| 2430 asphalt, tar & pitch         |                           | 5   |               |
| 2640 liquid natural gas           |                           | 2   |               |
| 2990 petro. products nec          |                           | 7   |               |
| 3110 nitrogenous fert.            |                           | 0   |               |
| 3190 fert. & mixes nec            |                           | 1   |               |
| 3211 acyclic hydrocarbons         |                           | 1   |               |
| 3220 alcohols                     |                           | 0   |               |
| 3260 organic comp. nec            |                           | 0   |               |
| 3276 metallic salts               |                           | 0   |               |
| 3282 pigments & paints            |                           | 0   |               |
| 3284 medicines                    |                           | 0   |               |
| 3285 perfumes & cleansers         |                           | 0   |               |
| 3286 plastics                     |                           | 2   |               |
| 3293 explosives                   |                           | 1   |               |
| 3299 chem. products nec           |                           | 3   |               |
| 4110 rubber & gums                |                           | 0   |               |
| 4170 wood in the rough            |                           | 17  |               |
| 4189 lumber                       |                           | 28  |               |
| 4190 forest products nec          |                           | 2   |               |
| 4225 pulp & waste paper           |                           | 0   |               |
| 4331 sand & gravel                |                           | 1   |               |
| 4338 soil & fill dirt             | 1                         |   |               |
| 4420 iron & steel scrap           | 1                         |   |               |
| 4630 copper ore                   | 0                         |   |               |

Other Harbors and Waterways 2002 - continued

| Harbor or Waterway<br>Non-project | Commodity                 | Thousand Short Tons                                       |                |
|-----------------------------------|---------------------------|---|----------------|
| CLARENCE STRAIT, AK - continued   | 4680 non-ferrous scrap    | 0   |                |
|                                   | 4782 clay & refrac. mat.  | 0   |                |
|                                   | 4900 non-metal. min. nec  | 5   |                |
|                                   | 5110 newsprint            | 0   |                |
|                                   | 5120 paper & paperboard   | 0   |                |
|                                   | 5190 paper products nec   | 8   |                |
|                                   | 5210 lime                 | 1   |                |
|                                   | 5220 cement & concrete    | 20  |                |
|                                   | 5240 glass & glass prod.  | 2   |                |
|                                   | 5290 misc. mineral prod.  | 23  |                |
|                                   | 5370 i&s pipe & tube      | 1   |                |
|                                   | 5390 primary i&s nec      | 0   |                |
|                                   | 5421 copper               | 0   |                |
|                                   | 5480 fab. metal products  | 29  |                |
|                                   | 5540 primary wood prod.   | 2   |                |
|                                   | 6134 fish (not shellfish) | 68  |                |
|                                   | 6136 shellfish            | 1   |                |
|                                   | 6654 vegetables & prod.   | 0   |                |
|                                   | 6747 grain mill products  | 0   |                |
|                                   | 6782 animal feed, prep.   | 0   |                |
|                                   | 6811 meat, fresh, frozen  | 0   |                |
|                                   | 6835 fish, prepared       | 22  |                |
|                                   | 6858 fruit juices         | 0   |                |
|                                   | 6885 alcoholic beverages  | 19  |                |
|                                   | 6887 groceries            | 47  |                |
|                                   | 6888 water & ice          | 0   |                |
|                                   | 6889 food products nec    | 8   |                |
|                                   | 6899 farm products nec    | 0   |                |
|                                   | 7110 machinery (not elec) | 11  |                |
|                                   | 7120 electrical machinery | 4   |                |
|                                   | 7210 vehicles & parts     | 10  |                |
|                                   | 7220 aircraft & parts     | 0   |                |
|                                   | 7230 ships & boats        | 2   |                |
|                                   | 7300 ordnance & access.   | 0   |                |
|                                   | 7400 manufac. wood prod.  | 32  |                |
|                                   | 7500 textile products     | 1   |                |
|                                   | 7600 rubber & plastic pr. | 1   |                |
|                                   | 7900 manufac. prod. nec   | 111   |                |
|                                   | 8900 waste and scrap nec  | 11  |                |
|                                   |                           | <b>Total Tons(x1000)</b>                                  | <b>691</b>     |
|                                   |                           | <b>Total Ton-miles(x1000)</b>                             | <b>50,124</b>  |
|                                   |                           | <b>Total Trip-ton-miles Internal and Intraport(x1000)</b> | <b>390,388</b> |
|                                   | FREDERICK SOUND, AK       | 1100 coal lignite   | 0              |
|                                   |                           | 2100 crude petroleum                                      | 0              |
|                                   |                           | 2211 gasoline   | 94             |
|                                   |                           | 2330 distillate fuel oil                                  | 77             |
| 2340 residual fuel oil            |                           | 13  |                |
| 2350 lube oil & greases           |                           | 0   |                |
| 2430 asphalt, tar & pitch         |                           | 4   |                |
| 2640 liquid natural gas           |                           | 1   |                |
| 2990 petro. products nec          |                           | 3   |                |
| 3110 nitrogenous fert.            |                           | 0   |                |
| 3190 fert. & mixes nec            |                           | 1   |                |
| 3211 acyclic hydrocarbons         |                           | 1   |                |
| 3220 alcohols                     |                           | 0   |                |
| 3260 organic comp. nec            |                           | 0   |                |
| 3276 metallic salts               |                           | 0   |                |
| 3282 pigments & paints            |                           | 0   |                |
| 3284 medicines                    |                           | 0   |                |
| 3285 perfumes & cleansers         |                           | 0   |                |
| 3286 plastics                     |                           | 0   |                |
| 3293 explosives                   |                           | 1   |                |
| 3299 chem. products nec           |                           | 3   |                |
| 4170 wood in the rough            |                           | 30  |                |
| 4189 lumber                       |                           | 8   |                |
| 4190 forest products nec          |                           | 2   |                |
| 4331 sand & gravel                |                           | 19  |                |
| 4338 soil & fill dirt             |                           | 1   |                |
| 4420 iron & steel scrap           |                           | 3   |                |
| 4630 copper ore                   | 0                         |   |                |
| 4680 non-ferrous scrap            | 0                         |   |                |
| 4690 non-ferrous ores nec         | 155                       |   |                |
| 4900 non-metal. min. nec          | 2                         |   |                |
| 5110 newsprint                    | 0                         |   |                |
| 5190 paper products nec           | 4                         |   |                |
| 5210 lime                         | 1                         |   |                |
| 5220 cement & concrete            | 19                        |   |                |

## Other Harbors and Waterways 2002 - continued

| Harbor or Waterway<br>Non-project | Commodity                 | Thousand Short Tons                                       |                |
|-----------------------------------|---------------------------|---|----------------|
| FREDERICK SOUND, AK - continued   | 5240 glass & glass prod.  | 2   |                |
|                                   | 5290 misc. mineral prod.  | 6   |                |
|                                   | 5330 i&s plates & sheets  | 0   |                |
|                                   | 5370 i&s pipe & tube      | 1   |                |
|                                   | 5390 primary i&s nec      | 0   |                |
|                                   | 5421 copper               | 0   |                |
|                                   | 5480 fab. metal products  | 12  |                |
|                                   | 5540 primary wood prod.   | 1   |                |
|                                   | 6134 fish (not shellfish) | 27  |                |
|                                   | 6136 shellfish            | 0   |                |
|                                   | 6654 vegetables & prod.   | 0   |                |
|                                   | 6747 grain mill products  | 0   |                |
|                                   | 6782 animal feed, prep.   | 0   |                |
|                                   | 6811 meat, fresh, frozen  | 0   |                |
|                                   | 6835 fish, prepared       | 2   |                |
|                                   | 6858 fruit juices         | 0   |                |
|                                   | 6885 alcoholic beverages  | 17  |                |
|                                   | 6887 groceries            | 40  |                |
|                                   | 6888 water & ice          | 0   |                |
|                                   | 6889 food products nec    | 5   |                |
|                                   | 6899 farm products nec    | 0   |                |
|                                   | 7110 machinery (not elec) | 8   |                |
|                                   | 7120 electrical machinery | 3   |                |
|                                   | 7210 vehicles & parts     | 7   |                |
|                                   | 7220 aircraft & parts     | 0   |                |
|                                   | 7230 ships & boats        | 1   |                |
|                                   | 7300 ordnance & access.   | 0   |                |
|                                   | 7400 manufac. wood prod.  | 11  |                |
|                                   | 7500 textile products     | 0   |                |
|                                   | 7600 rubber & plastic pr. | 0   |                |
|                                   | 7900 manufac. prod. nec   | 65  |                |
|                                   | 8900 waste and scrap nec  | 8   |                |
|                                   | 9900 unknown or nec       | 0   |                |
|                                   |                           | <b>Total Tons(x1000)</b>                                  | <b>663</b>     |
|                                   |                           | <b>Total Ton-miles(x1000)</b>                             | <b>32,386</b>  |
|                                   |                           | <b>Total Trip-ton-miles Internal and Intraport(x1000)</b> | <b>297,235</b> |
|                                   | ICY STRAIT, AK            | 2100 crude petroleum                                      | 0              |
|                                   |                           | 2211 gasoline   | 73             |
|                                   |                           | 2221 kerosene   | 5              |
|                                   |                           | 2330 distillate fuel oil                                  | 74             |
| 2340 residual fuel oil            |                           | 1   |                |
| 2350 lube oil & greases           |                           | 0   |                |
| 2430 asphalt, tar & pitch         |                           | 0   |                |
| 2640 liquid natural gas           |                           | 0   |                |
| 2990 petro. products nec          |                           | 4   |                |
| 3110 nitrogenous fert.            |                           | 0   |                |
| 3190 fert. & mixes nec            |                           | 0   |                |
| 3282 pigments & paints            |                           | 0   |                |
| 3286 plastics                     |                           | 1   |                |
| 3293 explosives                   |                           | 0   |                |
| 3299 chem. products nec           |                           | 0   |                |
| 4170 wood in the rough            |                           | 0   |                |
| 4189 lumber                       |                           | 19  |                |
| 4190 forest products nec          |                           | 0   |                |
| 4331 sand & gravel                |                           | 1   |                |
| 4420 iron & steel scrap           |                           | 0   |                |
| 4680 non-ferrous scrap            |                           | 0   |                |
| 4900 non-metal. min. nec          |                           | 3   |                |
| 5120 paper & paperboard           |                           | 0   |                |
| 5190 paper products nec           |                           | 5   |                |
| 5220 cement & concrete            |                           | 1   |                |
| 5240 glass & glass prod.          |                           | 0   |                |
| 5290 misc. mineral prod.          |                           | 17  |                |
| 5370 i&s pipe & tube              |                           | 0   |                |
| 5480 fab. metal products          |                           | 16  |                |
| 5540 primary wood prod.           |                           | 0   |                |
| 6134 fish (not shellfish)         | 33                        |   |                |
| 6654 vegetables & prod.           | 0                         |   |                |
| 6782 animal feed, prep.           | 0                         |   |                |
| 6811 meat, fresh, frozen          | 0                         |   |                |
| 6835 fish, prepared               | 14                        |   |                |
| 6858 fruit juices                 | 0                         |   |                |
| 6885 alcoholic beverages          | 2                         |   |                |
| 6887 groceries                    | 3                         |   |                |
| 6889 food products nec            | 0                         |   |                |
| 6899 farm products nec            | 0                         |   |                |
| 7110 machinery (not elec)         | 4                         |   |                |

## Other Harbors and Waterways 2002 - continued

| Harbor or Waterway<br>Non-project | Commodity   | Thousand Short Tons |
|-----------------------------------|---|---------------------|
| ICY STRAIT, AK - continued        | 7120 electrical machinery                                 | 0                   |
|                                   | 7210 vehicles & parts                                     | 3                   |
|                                   | 7230 ships & boats  | 1                   |
|                                   | 7400 manufac. wood prod.                                  | 20                  |
|                                   | 7500 textile products                                     | 0                   |
|                                   | 7600 rubber & plastic pr.                                 | 0                   |
|                                   | 7900 manufac. prod. nec                                   | 39                  |
|                                   | 8900 waste and scrap nec                                  | 0                   |
|                                   | 9900 unknown or nec                                       | 0                   |
|                                   |   |                     |
|                                   | <b>Total Tons(x1000)</b>                                  | <b>339</b>          |
|                                   | <b>Total Ton-miles(x1000)</b>                             | <b>17,325</b>       |
|                                   | <b>Total Trip-ton-miles Internal and Intraport(x1000)</b> | <b>19,332</b>       |
| KIVILINA, AK                      | 2100 crude petroleum                                      | 0                   |
|                                   | 2211 gasoline   | 19                  |
|                                   | 2330 distillate fuel oil                                  | 33                  |
|                                   | 2990 petro. products nec                                  | 0                   |
|                                   | 3276 metallic salts                                       | 3                   |
|                                   | 3293 explosives   | 1                   |
|                                   | 3298 wood & resin chem.                                   | 0                   |
|                                   | 3299 chem. products nec                                   | 1                   |
|                                   | 4189 lumber   | 0                   |
|                                   | 4331 sand & gravel  | 17                  |
|                                   | 4630 copper ore   | 7                   |
|                                   | 4690 non-ferrous ores nec                                 | 1,509               |
|                                   | 5190 paper products nec                                   | 0                   |
|                                   | 5210 lime   | 10                  |
|                                   | 5220 cement & concrete                                    | 0                   |
|                                   | 5290 misc. mineral prod.                                  | 0                   |
|                                   | 5370 i&s pipe & tube                                      | 0                   |
|                                   | 5429 smelted prod. nec                                    | 1,511               |
|                                   | 5480 fab. metal products                                  | 6                   |
|                                   | 6887 groceries  | 0                   |
|                                   | 7110 machinery (not elec)                                 | 1                   |
|                                   | 7120 electrical machinery                                 | 0                   |
|                                   | 7210 vehicles & parts                                     | 0                   |
|                                   | 7230 ships & boats  | 0                   |
|                                   | 7400 manufac. wood prod.                                  | 0                   |
|                                   | 7600 rubber & plastic pr.                                 | 0                   |
|                                   | 7900 manufac. prod. nec                                   | 7                   |
|                                   |   |                     |
|                                   | <b>Total Tons(x1000)</b>                                  | <b>3,127</b>        |
| LYNN CANAL, AK                    | 2100 crude petroleum                                      | 0                   |
|                                   | 2211 gasoline   | 82                  |
|                                   | 2221 kerosene   | 5                   |
|                                   | 2330 distillate fuel oil                                  | 90                  |
|                                   | 2340 residual fuel oil                                    | 7                   |
|                                   | 2350 lube oil & greases                                   | 0                   |
|                                   | 2430 asphalt, tar & pitch                                 | 0                   |
|                                   | 2640 liquid natural gas                                   | 0                   |
|                                   | 2990 petro. products nec                                  | 2                   |
|                                   | 3110 nitrogenous fert.                                    | 0                   |
|                                   | 3190 fert. & mixes nec                                    | 0                   |
|                                   | 3260 organic comp. nec                                    | 0                   |
|                                   | 3282 pigments & paints                                    | 0                   |
|                                   | 3286 plastics   | 0                   |
|                                   | 3293 explosives   | 1                   |
|                                   | 3299 chem. products nec                                   | 2                   |
|                                   | 4170 wood in the rough                                    | 0                   |
|                                   | 4189 lumber   | 1                   |
|                                   | 4338 soil & fill dirt                                     | 0                   |
|                                   | 4420 iron & steel scrap                                   | 0                   |
|                                   | 4680 non-ferrous scrap                                    | 0                   |
|                                   | 4900 non-metal. min. nec                                  | 2                   |
|                                   | 5190 paper products nec                                   | 1                   |
|                                   | 5210 lime   | 1                   |
|                                   | 5220 cement & concrete                                    | 13                  |
|                                   | 5240 glass & glass prod.                                  | 0                   |
|                                   | 5290 misc. mineral prod.                                  | 0                   |
|                                   | 5370 i&s pipe & tube                                      | 0                   |
|                                   | 5480 fab. metal products                                  | 3                   |
|                                   | 5540 primary wood prod.                                   | 0                   |
| 6134 fish (not shellfish)         | 9   |                     |
| 6136 shellfish                    | 0   |                     |
| 6835 fish, prepared               | 0   |                     |

## Other Harbors and Waterways 2002 - continued

| Harbor or Waterway<br>Non-project          | Commodity   | Thousand Short Tons      |              |
|--|---|--------------------------|--------------|
| LYNN CANAL, AK - continued                 | 6885 alcoholic beverages                                  | 7                        |              |
|  | 6887 groceries  | 5                        |              |
|  | 6889 food products nec                                    | 3                        |              |
|  | 7110 machinery (not elec)                                 | 3                        |              |
|  | 7120 electrical machinery                                 | 0                        |              |
|  | 7210 vehicles & parts                                     | 1                        |              |
|  | 7230 ships & boats  | 1                        |              |
|  | 7400 manufac. wood prod.                                  | 2                        |              |
|  | 7500 textile products                                     | 0                        |              |
|  | 7600 rubber & plastic pr.                                 | 0                        |              |
|  | 7900 manufac. prod. nec                                   | 16                       |              |
|  | 8900 waste and scrap nec                                  | 1                        |              |
|  | 9900 unknown or nec                                       | 0                        |              |
|  |   | <b>Total Tons(x1000)</b> | <b>259</b>   |
|  | <b>Total Ton-miles(x1000)</b>                             | <b>11,800</b>            |              |
|  | <b>Total Trip-ton-miles Internal and Intraport(x1000)</b> | <b>91,617</b>            |              |
| NIKISHKA, AK                               | 2100 crude petroleum                                      | 2,329                    |              |
|  | 2211 gasoline   | 357                      |              |
|  | 2221 kerosene   | 132                      |              |
|  | 2330 distillate fuel oil                                  | 569                      |              |
|  | 2340 residual fuel oil                                    | 390                      |              |
|  | 2350 lube oil & greases                                   | 87                       |              |
|  | 2429 naphtha & solvents                                   | 43                       |              |
|  | 2430 asphalt, tar & pitch                                 | 82                       |              |
|  | 2640 liquid natural gas                                   | 1,366                    |              |
|  | 2990 petro. products nec                                  | 291                      |              |
|  | 3110 nitrogenous fert.                                    | 1,030                    |              |
|  | 3273 ammonia  | 559                      |              |
|  |   | <b>Total Tons(x1000)</b> | <b>7,235</b> |
|  | REVILLAGIGADO CHANNEL, AK                                 | 1100 coal lignite        | 0            |
| 2100 crude petroleum                       |   | 1                        |              |
| 2211 gasoline                              |   | 110                      |              |
| 2221 kerosene                              |   | 3                        |              |
| 2330 distillate fuel oil                   |   | 105                      |              |
| 2340 residual fuel oil                     |   | 6                        |              |
| 2350 lube oil & greases                    |   | 4                        |              |
| 2429 naphtha & solvents                    |   | 4                        |              |
| 2430 asphalt, tar & pitch                  |   | 5                        |              |
| 2640 liquid natural gas                    |   | 3                        |              |
| 2990 petro. products nec                   |   | 17                       |              |
| 3110 nitrogenous fert.                     |   | 0                        |              |
| 3130 potassic fert.                        |   | 0                        |              |
| 3190 fert. & mixes nec                     |   | 1                        |              |
| 3211 acyclic hydrocarbons                  |   | 1                        |              |
| 3220 alcohols                              |   | 1                        |              |
| 3260 organic comp. nec                     |   | 0                        |              |
| 3275 inorg. elem., oxides, & halogen salts |   | 0                        |              |
| 3276 metallic salts                        |   | 1                        |              |
| 3282 pigments & paints                     |   | 1                        |              |
| 3284 medicines                             |   | 0                        |              |
| 3285 perfumes & cleansers                  |   | 0                        |              |
| 3286 plastics                              |   | 1                        |              |
| 3293 explosives                            |   | 0                        |              |
| 3299 chem. products nec                    |   | 4                        |              |
| 4110 rubber & gums                         |   | 0                        |              |
| 4161 wood chips                            |   | 2                        |              |
| 4170 wood in the rough                     |   | 262                      |              |
| 4189 lumber                                |   | 29                       |              |
| 4190 forest products nec                   |   | 2                        |              |
| 4225 pulp & waste paper                    |   | 0                        |              |
| 4331 sand & gravel                         |   | 46                       |              |
| 4338 soil & fill dirt                      |   | 1                        |              |
| 4420 iron & steel scrap                    |   | 1                        |              |
| 4630 copper ore                            | 0   |                          |              |
| 4680 non-ferrous scrap                     | 0   |                          |              |
| 4782 clay & refrac. mat.                   | 0   |                          |              |
| 4900 non-metal. min. nec                   | 6   |                          |              |
| 5110 newsprint                             | 1   |                          |              |
| 5190 paper products nec                    | 9   |                          |              |
| 5210 lime                                  | 1   |                          |              |
| 5220 cement & concrete                     | 21  |                          |              |
| 5240 glass & glass prod.                   | 2   |                          |              |
| 5290 misc. mineral prod.                   | 23  |                          |              |

## Other Harbors and Waterways 2002 - continued

| Harbor or Waterway<br>Non-project     | Commodity                 | Thousand Short Tons                                       |                |
|---------------------------------------|---------------------------|---|----------------|
| REVILLAGIGADO CHANNEL, AK - continued | 5370 i&s pipe & tube      | 1   |                |
|                                       | 5390 primary i&s nec      | 0   |                |
|                                       | 5421 copper               | 0   |                |
|                                       | 5480 fab. metal products  | 37  |                |
|                                       | 5540 primary wood prod.   | 3   |                |
|                                       | 6134 fish (not shellfish) | 80  |                |
|                                       | 6136 shellfish            | 1   |                |
|                                       | 6654 vegetables & prod.   | 0   |                |
|                                       | 6746 wheat flour          | 0   |                |
|                                       | 6747 grain mill products  | 0   |                |
|                                       | 6782 animal feed, prep.   | 0   |                |
|                                       | 6811 meat, fresh, frozen  | 0   |                |
|                                       | 6835 fish, prepared       | 26  |                |
|                                       | 6858 fruit juices         | 0   |                |
|                                       | 6885 alcoholic beverages  | 21  |                |
|                                       | 6887 groceries            | 57  |                |
|                                       | 6888 water & ice          | 0   |                |
|                                       | 6889 food products nec    | 13  |                |
|                                       | 6899 farm products nec    | 0   |                |
|                                       | 7110 machinery (not elec) | 7   |                |
|                                       | 7120 electrical machinery | 4   |                |
|                                       | 7210 vehicles & parts     | 15  |                |
|                                       | 7220 aircraft & parts     | 0   |                |
|                                       | 7230 ships & boats        | 2   |                |
|                                       | 7300 ordnance & access.   | 0   |                |
|                                       | 7400 manufac. wood prod.  | 34  |                |
|                                       | 7500 textile products     | 1   |                |
|                                       | 7600 rubber & plastic pr. | 1   |                |
|                                       | 7900 manufac. prod. nec   | 120   |                |
|                                       | 8900 waste and scrap nec  | 19  |                |
|                                       |                           | <b>Total Tons(x1000)</b>                                  | <b>1,115</b>   |
|                                       |                           | <b>Total Ton-miles(x1000)</b>                             | <b>50,122</b>  |
|                                       |                           | <b>Total Trip-ton-miles Internal and Intraport(x1000)</b> | <b>516,753</b> |
|                                       | STEPHENS PASSAGE, AK      | 1100 coal lignite   | 0              |
|                                       |                           | 2100 crude petroleum                                      | 0              |
|                                       |                           | 2211 gasoline   | 96             |
|                                       |                           | 2330 distillate fuel oil                                  | 61             |
| 2340 residual fuel oil                |                           | 11  |                |
| 2350 lube oil & greases               |                           | 0   |                |
| 2430 asphalt, tar & pitch             |                           | 2   |                |
| 2640 liquid natural gas               |                           | 1   |                |
| 2990 petro. products nec              |                           | 3   |                |
| 3110 nitrogenous fert.                |                           | 0   |                |
| 3190 fert. & mixes nec                |                           | 1   |                |
| 3220 alcohols                         |                           | 0   |                |
| 3260 organic comp. nec                |                           | 0   |                |
| 3276 metallic salts                   |                           | 0   |                |
| 3282 pigments & paints                |                           | 0   |                |
| 3284 medicines                        |                           | 0   |                |
| 3285 perfumes & cleansers             |                           | 0   |                |
| 3286 plastics                         |                           | 0   |                |
| 3293 explosives                       |                           | 1   |                |
| 3299 chem. products nec               |                           | 3   |                |
| 4170 wood in the rough                |                           | 30  |                |
| 4189 lumber                           |                           | 6   |                |
| 4190 forest products nec              |                           | 2   |                |
| 4331 sand & gravel                    |                           | 19  |                |
| 4338 soil & fill dirt                 |                           | 0   |                |
| 4420 iron & steel scrap               |                           | 3   |                |
| 4630 copper ore                       |                           | 0   |                |
| 4680 non-ferrous scrap                |                           | 0   |                |
| 4690 non-ferrous ores nec             |                           | 155   |                |
| 4900 non-metal. min. nec              |                           | 2   |                |
| 5110 newsprint                        |                           | 0   |                |
| 5190 paper products nec               |                           | 2   |                |
| 5210 lime                             |                           | 1   |                |
| 5220 cement & concrete                |                           | 17  |                |
| 5240 glass & glass prod.              |                           | 2   |                |
| 5290 misc. mineral prod.              |                           | 5   |                |
| 5330 i&s plates & sheets              |                           | 0   |                |
| 5370 i&s pipe & tube                  | 0                         |   |                |
| 5390 primary i&s nec                  | 0                         |   |                |
| 5421 copper                           | 0                         |   |                |
| 5480 fab. metal products              | 8                         |   |                |
| 5540 primary wood prod.               | 1                         |   |                |
| 6134 fish (not shellfish)             | 11                        |   |                |
| 6136 shellfish                        | 0                         |   |                |

Other Harbors and Waterways 2002 - continued

| Harbor or Waterway<br>Non-project | Commodity   | Thousand Short Tons  |
|-----------------------------------|---|--|
| STEPHENS PASSAGE, AK - continued  | 6747 grain mill products<br>6782 animal feed, prep.<br>6835 fish, prepared<br>6885 alcoholic beverages<br>6887 groceries<br>6889 food products nec<br>6899 farm products nec<br>7110 machinery (not elec)<br>7120 electrical machinery<br>7210 vehicles & parts<br>7220 aircraft & parts<br>7230 ships & boats<br>7400 manufac. wood prod.<br>7500 textile products<br>7600 rubber & plastic pr.<br>7900 manufac. prod. nec<br>8900 waste and scrap nec<br>9900 unknown or nec  | 0<br>0<br>1<br>18<br>32<br>5<br>0<br>7<br>1<br>6<br>0<br>1<br>8<br>0<br>0<br>56<br>1<br>0  |
|                                   | <b>Total Tons(x1000)</b><br><b>Total Ton-miles(x1000)</b><br><b>Total Trip-ton-miles Internal and Intraport(x1000)</b>  | 582<br>39,356<br>254,855   |
| SUMNER STRAIT, AK                 | 1100 coal lignite<br>2100 crude petroleum<br>2211 gasoline<br>2330 distillate fuel oil<br>2340 residual fuel oil<br>2350 lube oil & greases<br>2430 asphalt, tar & pitch<br>2640 liquid natural gas<br>2990 petro. products nec<br>3110 nitrogenous fert.<br>3190 fert. & mixes nec<br>3211 acyclic hydrocarbons<br>3220 alcohols<br>3260 organic comp. nec<br>3276 metallic salts<br>3282 pigments & paints<br>3284 medicines<br>3285 perfumes & cleansers<br>3286 plastics<br>3293 explosives<br>3299 chem. products nec<br>4110 rubber & gums<br>4170 wood in the rough<br>4189 lumber<br>4190 forest products nec<br>4225 pulp & waste paper<br>4331 sand & gravel<br>4338 soil & fill dirt<br>4420 iron & steel scrap<br>4630 copper ore<br>4680 non-ferrous scrap<br>4782 clay & refrac. mat.<br>4900 non-metal. min. nec<br>5110 newsprint<br>5120 paper & paperboard<br>5190 paper products nec<br>5210 lime<br>5220 cement & concrete<br>5240 glass & glass prod.<br>5290 misc. mineral prod.<br>5370 i&s pipe & tube<br>5390 primary i&s nec<br>5421 copper<br>5480 fab. metal products<br>5540 primary wood prod.<br>6134 fish (not shellfish)<br>6136 shellfish<br>6654 vegetables & prod.<br>6747 grain mill products<br>6782 animal feed, prep.<br>6811 meat, fresh, frozen<br>6835 fish, prepared<br>6858 fruit juices<br>6885 alcoholic beverages<br>6887 groceries<br>6888 water & ice | 0<br>1<br>94<br>76<br>16<br>0<br>3<br>2<br>7<br>0<br>1<br>1<br>0<br>0<br>0<br>0<br>1<br>1<br>3<br>0<br>6<br>27<br>2<br>0<br>2<br>1<br>1<br>0<br>0<br>9<br>1<br>20<br>2<br>23<br>1<br>0<br>0<br>29<br>2<br>69<br>1<br>0<br>0<br>0<br>22<br>0<br>19<br>45<br>0 |

## Other Harbors and Waterways 2002 - continued

| Harbor or Waterway<br>Non-project | Commodity   | Thousand Short Tons |
|-----------------------------------|---|---------------------|
| SUMNER STRAIT, AK - continued     | 6889 food products nec                                    | 7                   |
|                                   | 6899 farm products nec                                    | 0                   |
|                                   | 7110 machinery (not elec)                                 | 9                   |
|                                   | 7120 electrical machinery                                 | 4                   |
|                                   | 7210 vehicles & parts                                     | 10                  |
|                                   | 7220 aircraft & parts                                     | 0                   |
|                                   | 7230 ships & boats  | 2                   |
|                                   | 7300 ordnance & access.                                   | 0                   |
|                                   | 7400 manufac. wood prod.                                  | 32                  |
|                                   | 7500 textile products                                     | 1                   |
|                                   | 7600 rubber & plastic pr.                                 | 1                   |
|                                   | 7900 manufac. prod. nec                                   | 102                 |
|                                   | 8900 waste and scrap nec                                  | 12                  |
|                                   | <b>Total Tons(x1000)</b>                                  | <b>672</b>          |
|                                   | <b>Total Ton-miles(x1000)</b>                             | <b>18,695</b>       |
|                                   | <b>Total Trip-ton-miles Internal and Intraport(x1000)</b> | <b>376,224</b>      |
| TONGASS NARROWS, AK               | 1100 coal lignite   | 0                   |
|                                   | 2100 crude petroleum                                      | 1                   |
|                                   | 2211 gasoline   | 159                 |
|                                   | 2221 kerosene   | 3                   |
|                                   | 2330 distillate fuel oil                                  | 160                 |
|                                   | 2340 residual fuel oil                                    | 21                  |
|                                   | 2350 lube oil & greases                                   | 4                   |
|                                   | 2429 naphtha & solvents                                   | 4                   |
|                                   | 2430 asphalt, tar & pitch                                 | 7                   |
|                                   | 2640 liquid natural gas                                   | 4                   |
|                                   | 2990 petro. products nec                                  | 17                  |
|                                   | 3110 nitrogenous fert.                                    | 0                   |
|                                   | 3130 potassic fert.                                       | 0                   |
|                                   | 3190 fert. & mixes nec                                    | 1                   |
|                                   | 3211 acyclic hydrocarbons                                 | 1                   |
|                                   | 3220 alcohols   | 1                   |
|                                   | 3260 organic comp. nec                                    | 0                   |
|                                   | 3275 inorg. elem., oxides, & halogen salts                | 0                   |
|                                   | 3276 metallic salts                                       | 1                   |
|                                   | 3282 pigments & paints                                    | 1                   |
|                                   | 3284 medicines  | 0                   |
|                                   | 3285 perfumes & cleansers                                 | 0                   |
|                                   | 3286 plastics   | 1                   |
|                                   | 3293 explosives   | 1                   |
|                                   | 3299 chem. products nec                                   | 4                   |
|                                   | 4110 rubber & gums  | 0                   |
|                                   | 4161 wood chips   | 2                   |
|                                   | 4170 wood in the rough                                    | 263                 |
|                                   | 4189 lumber   | 29                  |
|                                   | 4190 forest products nec                                  | 2                   |
|                                   | 4225 pulp & waste paper                                   | 0                   |
|                                   | 4331 sand & gravel  | 47                  |
|                                   | 4338 soil & fill dirt                                     | 1                   |
|                                   | 4420 iron & steel scrap                                   | 1                   |
|                                   | 4630 copper ore   | 0                   |
|                                   | 4680 non-ferrous scrap                                    | 0                   |
|                                   | 4782 clay & refrac. mat.                                  | 0                   |
|                                   | 4900 non-metal. min. nec                                  | 6                   |
|                                   | 5110 newsprint  | 1                   |
|                                   | 5190 paper products nec                                   | 9                   |
|                                   | 5210 lime   | 1                   |
|                                   | 5220 cement & concrete                                    | 21                  |
|                                   | 5240 glass & glass prod.                                  | 2                   |
|                                   | 5290 misc. mineral prod.                                  | 23                  |
|                                   | 5370 i&s pipe & tube                                      | 1                   |
|                                   | 5390 primary i&s nec                                      | 0                   |
|                                   | 5421 copper   | 0                   |
|                                   | 5480 fab. metal products                                  | 36                  |
|                                   | 5540 primary wood prod.                                   | 3                   |
|                                   | 6134 fish (not shellfish)                                 | 79                  |
|                                   | 6136 shellfish  | 1                   |
|                                   | 6654 vegetables & prod.                                   | 0                   |
|                                   | 6746 wheat flour  | 0                   |
| 6747 grain mill products          | 0   |                     |
| 6782 animal feed, prep.           | 0   |                     |
| 6811 meat, fresh, frozen          | 0   |                     |
| 6835 fish, prepared               | 26  |                     |
| 6858 fruit juices                 | 0   |                     |
| 6885 alcoholic beverages          | 21  |                     |
| 6887 groceries                    | 59  |                     |
| 6888 water & ice                  | 0   |                     |



Other Harbors and Waterways 2002 - continued

| Harbor or Waterway<br>Non-project | Commodity   | Thousand Short Tons |
|-----------------------------------|---|---------------------|
| TONGASS NARROWS, AK - continued   | 6889 food products nec                                    | 12                  |
|                                   | 6899 farm products nec                                    | 0                   |
|                                   | 7110 machinery (not elec)                                 | 13                  |
|                                   | 7120 electrical machinery                                 | 4                   |
|                                   | 7210 vehicles & parts                                     | 16                  |
|                                   | 7220 aircraft & parts                                     | 0                   |
|                                   | 7230 ships & boats  | 2                   |
|                                   | 7300 ordnance & access.                                   | 0                   |
|                                   | 7400 manufac. wood prod.                                  | 34                  |
|                                   | 7500 textile products                                     | 1                   |
|                                   | 7600 rubber & plastic pr.                                 | 1                   |
|                                   | 7900 manufac. prod. nec                                   | 128                 |
|                                   | 8900 waste and scrap nec                                  | 19                  |
|                                   | <b>Total Tons(x1000)</b>                                  | <b>1,254</b>        |
|                                   | <b>Total Ton-miles(x1000)</b>                             | <b>11,222</b>       |
|                                   | <b>Total Trip-Ton-Miles Internal and Intraport(x1000)</b> | <b>539,805</b>      |

## Section 2

# Trips and Drafts of Vessels



Trips and Drafts of Vessels, 2002  
(draft in feet)

| Draft                        | Self Propelled Vessels |                  |            |              | Non-Self Propelled Vessels |              | Self Propelled Vessels |                  |            |                     | Non-Self Propelled Vessels |               |
|------------------------------|------------------------|------------------|------------|--------------|----------------------------|--------------|------------------------|------------------|------------|---------------------|----------------------------|---------------|
|                              | Total                  | Pass & Dry Cargo | Tanker     | Tow or Tug   | Dry Cargo                  | Tanker       | Total                  | Pass & Dry Cargo | Tanker     | Tow or Tug          | Dry Cargo                  | Tanker        |
| <b>SAN DIEGO HARBOR, CA</b>  |                        |                  |            |              |                            |              |                        |                  |            |                     |                            |               |
| <b>Grand Total</b>           | <b>16,604</b>          | <b>14,849</b>    | <b>9</b>   | <b>1,243</b> | <b>357</b>                 | <b>146</b>   | <b>16,644</b>          | <b>14,858</b>    | <b>7</b>   | <b>1,287</b>        | <b>350</b>                 | <b>142</b>    |
|                              |                        |                  | Inbound    |              |                            |              |                        |                  | Outbound   |                     |                            |               |
| FOREIGN                      |                        |                  |            |              |                            |              |                        |                  |            |                     |                            |               |
| <b>Total</b>                 | <b>826</b>             | <b>572</b>       | <b>2</b>   | <b>194</b>   | <b>26</b>                  | <b>32</b>    | <b>836</b>             | <b>581</b>       | <b>2</b>   | <b>194</b>          | <b>27</b>                  | <b>32</b>     |
| 39                           | —                      | —                | —          | —            | —                          | —            | 1                      | —                | 1          | —                   | —                          | —             |
| 38                           | —                      | —                | —          | —            | —                          | —            | 2                      | 2                | —          | —                   | —                          | —             |
| 37                           | 1                      | 1                | —          | —            | —                          | —            | —                      | —                | —          | —                   | —                          | —             |
| 35                           | 6                      | 6                | —          | —            | —                          | —            | —                      | —                | —          | —                   | —                          | —             |
| 34                           | 11                     | 11               | —          | —            | —                          | —            | 2                      | 2                | —          | —                   | —                          | —             |
| 33                           | 2                      | 2                | —          | —            | —                          | —            | 1                      | 1                | —          | —                   | —                          | —             |
| 32                           | 2                      | 2                | —          | —            | —                          | —            | —                      | —                | —          | —                   | —                          | —             |
| 31                           | 2                      | 2                | —          | —            | —                          | —            | 2                      | 2                | —          | —                   | —                          | —             |
| 30                           | 2                      | 2                | —          | —            | —                          | —            | 4                      | 3                | 1          | —                   | —                          | —             |
| 29                           | 11                     | 10               | 1          | —            | —                          | —            | 11                     | 11               | —          | —                   | —                          | —             |
| 28                           | 21                     | 21               | —          | —            | —                          | —            | 23                     | 23               | —          | —                   | —                          | —             |
| 27                           | 34                     | 34               | —          | —            | —                          | —            | 15                     | 15               | —          | —                   | —                          | —             |
| 26                           | 93                     | 93               | —          | —            | —                          | —            | 90                     | 90               | —          | —                   | —                          | —             |
| 25                           | 78                     | 78               | —          | —            | —                          | —            | 92                     | 92               | —          | —                   | —                          | —             |
| 24                           | 46                     | 46               | —          | —            | —                          | —            | 49                     | 49               | —          | —                   | —                          | —             |
| 23                           | 19                     | 18               | —          | 1            | —                          | —            | 18                     | 18               | —          | —                   | —                          | —             |
| 22                           | 12                     | 12               | —          | —            | —                          | —            | 15                     | 15               | —          | —                   | —                          | —             |
| 21                           | 6                      | 6                | —          | —            | —                          | —            | 10                     | 10               | —          | —                   | —                          | —             |
| 20                           | 5                      | 5                | —          | —            | —                          | —            | 9                      | 9                | —          | —                   | —                          | —             |
| 19                           | 2                      | 2                | —          | —            | —                          | —            | 3                      | 3                | —          | —                   | —                          | —             |
| ≤ 18                         | 473                    | 221              | 1          | 193          | 26                         | 32           | 489                    | 236              | —          | 194                 | 27                         | 32            |
| DOMESTIC                     |                        |                  |            |              |                            |              |                        |                  |            |                     |                            |               |
| <b>Total</b>                 | <b>15,778</b>          | <b>14,277</b>    | <b>7</b>   | <b>1,049</b> | <b>331</b>                 | <b>114</b>   | <b>15,808</b>          | <b>14,277</b>    | <b>5</b>   | <b>1,093</b>        | <b>323</b>                 | <b>110</b>    |
| 39                           | 1                      | —                | 1          | —            | —                          | —            | —                      | —                | —          | —                   | —                          | —             |
| 36                           | 4                      | —                | 4          | —            | —                          | —            | 1                      | —                | 1          | —                   | —                          | —             |
| 32                           | —                      | —                | —          | —            | —                          | —            | 1                      | —                | 1          | —                   | —                          | —             |
| 28                           | —                      | —                | —          | —            | —                          | —            | 2                      | —                | 2          | —                   | —                          | —             |
| 25                           | 2                      | —                | 2          | —            | —                          | —            | 1                      | —                | 1          | —                   | —                          | —             |
| 21                           | 1                      | —                | —          | —            | —                          | 1            | —                      | —                | —          | —                   | —                          | —             |
| 20                           | 2                      | —                | —          | 1            | —                          | 1            | 1                      | —                | —          | 1                   | —                          | —             |
| 19                           | 10                     | —                | —          | 8            | —                          | 2            | 10                     | —                | —          | 9                   | —                          | 1             |
| ≤ 18                         | 15,758                 | 14,277           | —          | 1,040        | 331                        | 110          | 15,792                 | 14,277           | —          | 1,083               | 323                        | 109           |
|                              |                        |                  |            |              |                            |              |                        |                  |            | <b>Total trips:</b> |                            | <b>33,248</b> |
| <b>LONG BEACH HARBOR, CA</b> |                        |                  |            |              |                            |              |                        |                  |            |                     |                            |               |
| <b>Grand Total</b>           | <b>14,677</b>          | <b>4,381</b>     | <b>552</b> | <b>6,183</b> | <b>2,493</b>               | <b>1,068</b> | <b>14,624</b>          | <b>4,411</b>     | <b>548</b> | <b>6,109</b>        | <b>2,506</b>               | <b>1,050</b>  |
|                              |                        |                  | Inbound    |              |                            |              |                        |                  | Outbound   |                     |                            |               |
| FOREIGN                      |                        |                  |            |              |                            |              |                        |                  |            |                     |                            |               |
| <b>Total</b>                 | <b>2,321</b>           | <b>1,867</b>     | <b>340</b> | <b>60</b>    | <b>53</b>                  | <b>1</b>     | <b>2,310</b>           | <b>1,854</b>     | <b>345</b> | <b>59</b>           | <b>52</b>                  | <b>—</b>      |
| 60                           | 7                      | —                | 7          | —            | —                          | —            | —                      | —                | —          | —                   | —                          | —             |
| 58                           | 2                      | —                | 2          | —            | —                          | —            | —                      | —                | —          | —                   | —                          | —             |
| 56                           | 3                      | —                | 3          | —            | —                          | —            | —                      | —                | —          | —                   | —                          | —             |
| 55                           | 7                      | —                | 7          | —            | —                          | —            | —                      | —                | —          | —                   | —                          | —             |
| 54                           | 15                     | —                | 15         | —            | —                          | —            | —                      | —                | —          | —                   | —                          | —             |
| 53                           | 4                      | —                | 4          | —            | —                          | —            | —                      | —                | —          | —                   | —                          | —             |
| 52                           | 2                      | —                | 2          | —            | —                          | —            | —                      | —                | —          | —                   | —                          | —             |
| 50                           | 1                      | —                | 1          | —            | —                          | —            | 1                      | —                | 1          | —                   | —                          | —             |
| 49                           | 1                      | —                | 1          | —            | —                          | —            | —                      | —                | —          | —                   | —                          | —             |
| 48                           | 1                      | —                | 1          | —            | —                          | —            | 1                      | —                | 1          | —                   | —                          | —             |
| 47                           | 1                      | —                | 1          | —            | —                          | —            | 1                      | 1                | —          | —                   | —                          | —             |
| 46                           | 1                      | —                | 1          | —            | —                          | —            | 1                      | 1                | —          | —                   | —                          | —             |
| 45                           | 1                      | —                | 1          | —            | —                          | —            | 2                      | —                | 2          | —                   | —                          | —             |
| 44                           | 3                      | 2                | 1          | —            | —                          | —            | 8                      | 1                | 7          | —                   | —                          | —             |
| 43                           | 10                     | 7                | 3          | —            | —                          | —            | 4                      | 4                | —          | —                   | —                          | —             |
| 42                           | 43                     | 38               | 5          | —            | —                          | —            | 11                     | 7                | 4          | —                   | —                          | —             |
| 41                           | 74                     | 62               | 12         | —            | —                          | —            | 25                     | 25               | —          | —                   | —                          | —             |
| 40                           | 103                    | 79               | 24         | —            | —                          | —            | 66                     | 54               | 12         | —                   | —                          | —             |
| 39                           | 84                     | 67               | 17         | —            | —                          | —            | 56                     | 51               | 5          | —                   | —                          | —             |
| 38                           | 105                    | 84               | 21         | —            | —                          | —            | 68                     | 63               | 5          | —                   | —                          | —             |
| 37                           | 138                    | 113              | 25         | —            | —                          | —            | 55                     | 44               | 11         | —                   | —                          | —             |

Trips and Drafts of Vessels, 2002  
(draft in feet)

| Draft | Self Propelled Vessels |                  |        |            | Non-Self Propelled Vessels |        | Self Propelled Vessels |                  |        |            | Non-Self Propelled Vessels |        |
|-------|------------------------|------------------|--------|------------|----------------------------|--------|------------------------|------------------|--------|------------|----------------------------|--------|
|       | Total                  | Pass & Dry Cargo | Tanker | Tow or Tug | Dry Cargo                  | Tanker | Total                  | Pass & Dry Cargo | Tanker | Tow or Tug | Dry Cargo                  | Tanker |

**LONG BEACH HARBOR, CA - continued**

Inbound

Outbound

FOREIGN

|      |     |     |    |    |    |   |     |     |    |    |    |   |
|------|-----|-----|----|----|----|---|-----|-----|----|----|----|---|
| 36   | 186 | 157 | 29 | —  | —  | — | 128 | 116 | 12 | —  | —  | — |
| 35   | 126 | 113 | 13 | —  | —  | — | 157 | 132 | 25 | —  | —  | — |
| 34   | 140 | 122 | 18 | —  | —  | — | 177 | 167 | 10 | —  | —  | — |
| 33   | 128 | 112 | 16 | —  | —  | — | 92  | 85  | 7  | —  | —  | — |
| 32   | 135 | 119 | 16 | —  | —  | — | 190 | 181 | 7  | 1  | 1  | — |
| 31   | 95  | 78  | 17 | —  | —  | — | 89  | 82  | 7  | —  | —  | — |
| 30   | 88  | 76  | 12 | —  | —  | — | 151 | 127 | 24 | —  | —  | — |
| 29   | 82  | 74  | 8  | —  | —  | — | 87  | 72  | 15 | —  | —  | — |
| 28   | 121 | 113 | 8  | —  | —  | — | 150 | 107 | 43 | —  | —  | — |
| 27   | 100 | 87  | 13 | —  | —  | — | 107 | 79  | 28 | —  | —  | — |
| 26   | 99  | 94  | 5  | —  | —  | — | 136 | 93  | 43 | —  | —  | — |
| 25   | 72  | 69  | 3  | —  | —  | — | 93  | 76  | 17 | —  | —  | — |
| 24   | 63  | 60  | 3  | —  | —  | — | 108 | 90  | 18 | —  | —  | — |
| 23   | 35  | 30  | 5  | —  | —  | — | 51  | 40  | 11 | —  | —  | — |
| 22   | 35  | 32  | 3  | —  | —  | — | 55  | 47  | 8  | —  | —  | — |
| 21   | 35  | 29  | 5  | 1  | —  | — | 50  | 43  | 7  | —  | —  | — |
| 20   | 11  | 9   | 2  | —  | —  | — | 22  | 13  | 9  | —  | —  | — |
| 19   | 23  | 18  | 5  | —  | —  | — | 10  | 9   | 1  | —  | —  | — |
| ≤ 18 | 141 | 23  | 5  | 59 | 53 | 1 | 158 | 44  | 5  | 58 | 51 | — |

DOMESTIC

|              |               |              |            |              |              |              |               |              |            |                     |              |               |
|--------------|---------------|--------------|------------|--------------|--------------|--------------|---------------|--------------|------------|---------------------|--------------|---------------|
| <b>Total</b> | <b>12,356</b> | <b>2,514</b> | <b>212</b> | <b>6,123</b> | <b>2,440</b> | <b>1,067</b> | <b>12,314</b> | <b>2,557</b> | <b>203</b> | <b>6,050</b>        | <b>2,454</b> | <b>1,050</b>  |
| 59           | 5             | —            | 5          | —            | —            | —            | —             | —            | —          | —                   | —            | —             |
| 58           | 16            | —            | 16         | —            | —            | —            | —             | —            | —          | —                   | —            | —             |
| 57           | 13            | —            | 13         | —            | —            | —            | —             | —            | —          | —                   | —            | —             |
| 56           | 3             | —            | 3          | —            | —            | —            | 2             | —            | 2          | —                   | —            | —             |
| 55           | 5             | —            | 5          | —            | —            | —            | —             | —            | —          | —                   | —            | —             |
| 54           | 3             | —            | 3          | —            | —            | —            | —             | —            | —          | —                   | —            | —             |
| 53           | 1             | —            | 1          | —            | —            | —            | —             | —            | —          | —                   | —            | —             |
| 52           | 9             | —            | 9          | —            | —            | —            | —             | —            | —          | —                   | —            | —             |
| 51           | 7             | —            | 7          | —            | —            | —            | —             | —            | —          | —                   | —            | —             |
| 50           | —             | —            | —          | —            | —            | —            | 1             | —            | 1          | —                   | —            | —             |
| 49           | 1             | —            | 1          | —            | —            | —            | —             | —            | —          | —                   | —            | —             |
| 48           | 4             | —            | 4          | —            | —            | —            | —             | —            | —          | —                   | —            | —             |
| 47           | 3             | —            | 3          | —            | —            | —            | —             | —            | —          | —                   | —            | —             |
| 46           | 5             | —            | 5          | —            | —            | —            | —             | —            | —          | —                   | —            | —             |
| 45           | —             | —            | —          | —            | —            | —            | 3             | —            | 3          | —                   | —            | —             |
| 44           | 2             | —            | 2          | —            | —            | —            | 4             | —            | 4          | —                   | —            | —             |
| 43           | —             | —            | —          | —            | —            | —            | 4             | —            | 4          | —                   | —            | —             |
| 40           | 3             | —            | 3          | —            | —            | —            | 3             | —            | 3          | —                   | —            | —             |
| 39           | 11            | —            | 11         | —            | —            | —            | 2             | —            | 2          | —                   | —            | —             |
| 38           | 11            | —            | 11         | —            | —            | —            | 5             | —            | 5          | —                   | —            | —             |
| 37           | 9             | —            | 9          | —            | —            | —            | 6             | —            | 6          | —                   | —            | —             |
| 36           | 11            | —            | 11         | —            | —            | —            | 4             | —            | 4          | —                   | —            | —             |
| 35           | 7             | —            | 7          | —            | —            | —            | 5             | —            | 5          | —                   | —            | —             |
| 34           | 8             | —            | 8          | —            | —            | —            | 5             | —            | 5          | —                   | —            | —             |
| 33           | 9             | —            | 9          | —            | —            | —            | 8             | —            | 8          | —                   | —            | —             |
| 32           | 9             | —            | 9          | —            | —            | —            | 17            | —            | 17         | —                   | —            | —             |
| 31           | 1             | —            | 1          | —            | —            | —            | 10            | —            | 10         | —                   | —            | —             |
| 30           | 5             | —            | 5          | —            | —            | —            | 17            | —            | 17         | —                   | —            | —             |
| 29           | 3             | —            | 3          | —            | —            | —            | 5             | —            | 5          | —                   | —            | —             |
| 28           | 5             | —            | 5          | —            | —            | —            | 8             | —            | 8          | —                   | —            | —             |
| 27           | 6             | —            | 6          | —            | —            | —            | 22            | —            | 22         | —                   | —            | —             |
| 26           | 3             | —            | 3          | —            | —            | —            | 7             | —            | 7          | —                   | —            | —             |
| 25           | 2             | —            | 2          | —            | —            | —            | 1             | —            | 1          | —                   | —            | —             |
| 24           | 1             | —            | 1          | —            | —            | —            | 8             | 5            | 3          | —                   | —            | —             |
| 23           | 1             | —            | 1          | —            | —            | —            | 6             | 1            | 5          | —                   | —            | —             |
| 22           | 4             | —            | 4          | —            | —            | —            | 7             | 2            | 5          | —                   | —            | —             |
| 21           | 10            | 4            | 6          | —            | —            | —            | 32            | 21           | 10         | —                   | —            | 1             |
| 20           | 20            | —            | 1          | 16           | —            | 3            | 28            | 7            | 2          | 16                  | —            | 3             |
| 19           | 22            | 1            | —          | 18           | —            | 3            | 22            | 1            | —          | 16                  | —            | 5             |
| ≤ 18         | 12,118        | 2,509        | 19         | 6,089        | 2,440        | 1,061        | 12,072        | 2,520        | 39         | 6,018               | 2,454        | 1,041         |
|              |               |              |            |              |              |              |               |              |            | <b>Total trips:</b> |              | <b>29,301</b> |

Trips and Drafts of Vessels, 2002  
(draft in feet)

| Draft                         | Self Propelled Vessels |                  |            |              | Non-Self Propelled Vessels |              | Self Propelled Vessels |                  |            |                     | Non-Self Propelled Vessels |               |
|-------------------------------|------------------------|------------------|------------|--------------|----------------------------|--------------|------------------------|------------------|------------|---------------------|----------------------------|---------------|
|                               | Total                  | Pass & Dry Cargo | Tanker     | Tow or Tug   | Dry Cargo                  | Tanker       | Total                  | Pass & Dry Cargo | Tanker     | Tow or Tug          | Dry Cargo                  | Tanker        |
| <b>LOS ANGELES HARBOR, CA</b> |                        |                  |            |              |                            |              |                        |                  |            |                     |                            |               |
| <b>Grand Total</b>            | <b>11,182</b>          | <b>4,437</b>     | <b>263</b> | <b>3,908</b> | <b>1,099</b>               | <b>1,475</b> | <b>11,324</b>          | <b>4,527</b>     | <b>268</b> | <b>3,993</b>        | <b>1,074</b>               | <b>1,462</b>  |
|                               |                        |                  |            | Inbound      |                            |              |                        |                  | Outbound   |                     |                            |               |
| <b>FOREIGN</b>                |                        |                  |            |              |                            |              |                        |                  |            |                     |                            |               |
| <b>Total</b>                  | <b>2,459</b>           | <b>2,168</b>     | <b>182</b> | <b>105</b>   | <b>3</b>                   | <b>1</b>     | <b>2,488</b>           | <b>2,205</b>     | <b>189</b> | <b>91</b>           | <b>1</b>                   | <b>2</b>      |
| 54                            | 2                      | —                | 2          | —            | —                          | —            | —                      | —                | —          | —                   | —                          | —             |
| 53                            | 1                      | —                | 1          | —            | —                          | —            | —                      | —                | —          | —                   | —                          | —             |
| 52                            | 1                      | —                | 1          | —            | —                          | —            | —                      | —                | —          | —                   | —                          | —             |
| 51                            | 4                      | —                | 4          | —            | —                          | —            | —                      | —                | —          | —                   | —                          | —             |
| 50                            | 1                      | —                | 1          | —            | —                          | —            | —                      | —                | —          | —                   | —                          | —             |
| 49                            | —                      | —                | —          | —            | —                          | —            | 1                      | 1                | —          | —                   | —                          | —             |
| 48                            | 1                      | —                | 1          | —            | —                          | —            | 2                      | 1                | 1          | —                   | —                          | —             |
| 46                            | —                      | —                | —          | —            | —                          | —            | 1                      | 1                | —          | —                   | —                          | —             |
| 45                            | 1                      | —                | 1          | —            | —                          | —            | 1                      | —                | 1          | —                   | —                          | —             |
| 44                            | 4                      | 2                | 2          | —            | —                          | —            | 9                      | 1                | 8          | —                   | —                          | —             |
| 43                            | 12                     | 11               | 1          | —            | —                          | —            | 3                      | 3                | —          | —                   | —                          | —             |
| 42                            | 41                     | 36               | 5          | —            | —                          | —            | 13                     | 12               | 1          | —                   | —                          | —             |
| 41                            | 81                     | 72               | 9          | —            | —                          | —            | 17                     | 17               | —          | —                   | —                          | —             |
| 40                            | 82                     | 76               | 6          | —            | —                          | —            | 38                     | 36               | 2          | —                   | —                          | —             |
| 39                            | 146                    | 141              | 5          | —            | —                          | —            | 47                     | 46               | 1          | —                   | —                          | —             |
| 38                            | 144                    | 133              | 11         | —            | —                          | —            | 88                     | 84               | 4          | —                   | —                          | —             |
| 37                            | 131                    | 114              | 17         | —            | —                          | —            | 89                     | 88               | 1          | —                   | —                          | —             |
| 36                            | 148                    | 139              | 9          | —            | —                          | —            | 133                    | 132              | 1          | —                   | —                          | —             |
| 35                            | 106                    | 100              | 6          | —            | —                          | —            | 125                    | 120              | 5          | —                   | —                          | —             |
| 34                            | 122                    | 108              | 14         | —            | —                          | —            | 163                    | 154              | 9          | —                   | —                          | —             |
| 33                            | 100                    | 92               | 8          | —            | —                          | —            | 132                    | 130              | 2          | —                   | —                          | —             |
| 32                            | 106                    | 93               | 13         | —            | —                          | —            | 186                    | 180              | 6          | —                   | —                          | —             |
| 31                            | 74                     | 62               | 12         | —            | —                          | —            | 117                    | 108              | 9          | —                   | —                          | —             |
| 30                            | 91                     | 78               | 13         | —            | —                          | —            | 124                    | 108              | 16         | —                   | —                          | —             |
| 29                            | 122                    | 119              | 3          | —            | —                          | —            | 129                    | 123              | 6          | —                   | —                          | —             |
| 28                            | 117                    | 109              | 8          | —            | —                          | —            | 108                    | 90               | 18         | —                   | —                          | —             |
| 27                            | 86                     | 80               | 6          | —            | —                          | —            | 93                     | 68               | 25         | —                   | —                          | —             |
| 26                            | 99                     | 92               | 5          | 1            | 1                          | —            | 123                    | 100              | 23         | —                   | —                          | —             |
| 25                            | 228                    | 220              | 8          | —            | —                          | —            | 216                    | 207              | 9          | —                   | —                          | —             |
| 24                            | 73                     | 72               | 1          | —            | —                          | —            | 106                    | 89               | 17         | —                   | —                          | —             |
| 23                            | 59                     | 59               | —          | —            | —                          | —            | 78                     | 72               | 6          | —                   | —                          | —             |
| ≤ 22                          | 276                    | 160              | 9          | 104          | 2                          | 1            | 346                    | 234              | 18         | 91                  | 1                          | 2             |
| <b>DOMESTIC</b>               |                        |                  |            |              |                            |              |                        |                  |            |                     |                            |               |
| <b>Total</b>                  | <b>8,723</b>           | <b>2,269</b>     | <b>81</b>  | <b>3,803</b> | <b>1,096</b>               | <b>1,474</b> | <b>8,836</b>           | <b>2,322</b>     | <b>79</b>  | <b>3,902</b>        | <b>1,073</b>               | <b>1,460</b>  |
| 38                            | 4                      | 4                | —          | —            | —                          | —            | 5                      | 5                | —          | —                   | —                          | —             |
| 37                            | 24                     | —                | 24         | —            | —                          | —            | 6                      | 3                | 3          | —                   | —                          | —             |
| 36                            | 2                      | 1                | 1          | —            | —                          | —            | 3                      | 3                | —          | —                   | —                          | —             |
| 35                            | 5                      | —                | 5          | —            | —                          | —            | 11                     | 9                | 2          | —                   | —                          | —             |
| 34                            | 10                     | 5                | 5          | —            | —                          | —            | 19                     | 17               | 2          | —                   | —                          | —             |
| 33                            | 10                     | 6                | 4          | —            | —                          | —            | 12                     | 10               | 2          | —                   | —                          | —             |
| 32                            | 20                     | 11               | 9          | —            | —                          | —            | 17                     | 14               | 3          | —                   | —                          | —             |
| 31                            | 7                      | 6                | 1          | —            | —                          | —            | 20                     | 18               | 2          | —                   | —                          | —             |
| 30                            | 4                      | 2                | 2          | —            | —                          | —            | 22                     | 19               | 3          | —                   | —                          | —             |
| 29                            | 14                     | 10               | 4          | —            | —                          | —            | 7                      | 5                | 2          | —                   | —                          | —             |
| 28                            | 18                     | 15               | 3          | —            | —                          | —            | 7                      | 3                | 4          | —                   | —                          | —             |
| 27                            | 21                     | 19               | 2          | —            | —                          | —            | 6                      | 2                | 4          | —                   | —                          | —             |
| 26                            | 28                     | 12               | 3          | —            | —                          | 13           | 7                      | 1                | 3          | —                   | —                          | 3             |
| 25                            | 12                     | 10               | 2          | —            | —                          | —            | 8                      | 5                | 3          | —                   | —                          | —             |
| 24                            | 2                      | 2                | —          | —            | —                          | —            | 2                      | 1                | 1          | —                   | —                          | —             |
| 23                            | 2                      | 1                | 1          | —            | —                          | —            | 1                      | 1                | —          | —                   | —                          | —             |
| ≤ 22                          | 8,540                  | 2,165            | 15         | 3,803        | 1,096                      | 1,461        | 8,683                  | 2,206            | 45         | 3,902               | 1,073                      | 1,457         |
|                               |                        |                  |            |              |                            |              |                        |                  |            | <b>Total trips:</b> |                            | <b>22,506</b> |
| <b>PORT HUENEME, CA</b>       |                        |                  |            |              |                            |              |                        |                  |            |                     |                            |               |
| <b>Grand Total</b>            | <b>2,978</b>           | <b>2,857</b>     | <b>15</b>  | <b>66</b>    | <b>36</b>                  | <b>4</b>     | <b>3,066</b>           | <b>2,979</b>     | <b>15</b>  | <b>32</b>           | <b>36</b>                  | <b>4</b>      |
|                               |                        |                  |            | Inbound      |                            |              |                        |                  | Outbound   |                     |                            |               |
| <b>FOREIGN</b>                |                        |                  |            |              |                            |              |                        |                  |            |                     |                            |               |
| <b>Total</b>                  | <b>319</b>             | <b>312</b>       | <b>6</b>   | <b>1</b>     | <b>—</b>                   | <b>—</b>     | <b>319</b>             | <b>312</b>       | <b>6</b>   | <b>1</b>            | <b>—</b>                   | <b>—</b>      |
| 37                            | —                      | —                | —          | —            | —                          | —            | 1                      | —                | 1          | —                   | —                          | —             |
| 35                            | 2                      | —                | 2          | —            | —                          | —            | —                      | —                | —          | —                   | —                          | —             |

Trips and Drafts of Vessels, 2002  
(draft in feet)

| Draft | Self Propelled Vessels |                  |        |            | Non-Self Propelled Vessels |        | Self Propelled Vessels |                  |        |            | Non-Self Propelled Vessels |        |
|-------|------------------------|------------------|--------|------------|----------------------------|--------|------------------------|------------------|--------|------------|----------------------------|--------|
|       | Total                  | Pass & Dry Cargo | Tanker | Tow or Tug | Dry Cargo                  | Tanker | Total                  | Pass & Dry Cargo | Tanker | Tow or Tug | Dry Cargo                  | Tanker |

**PORT HUENEME, CA - continued**

|                | Inbound |    |   |   |   |   | Outbound |    |   |   |   |   |
|----------------|---------|----|---|---|---|---|----------|----|---|---|---|---|
| <b>FOREIGN</b> |         |    |   |   |   |   |          |    |   |   |   |   |
| 34             | 1       | —  | 1 | — | — | — | 1        | 1  | — | — | — | — |
| 33             | 2       | 2  | — | — | — | — | —        | —  | — | — | — | — |
| 32             | —       | —  | — | — | — | — | 1        | 1  | — | — | — | — |
| 31             | 9       | 6  | 3 | — | — | — | —        | —  | — | — | — | — |
| 30             | 13      | 13 | — | — | — | — | 2        | 1  | 1 | — | — | — |
| 29             | 24      | 24 | — | — | — | — | 8        | 8  | — | — | — | — |
| 28             | 39      | 39 | — | — | — | — | 70       | 70 | — | — | — | — |
| 27             | 40      | 40 | — | — | — | — | 20       | 20 | — | — | — | — |
| 26             | 40      | 40 | — | — | — | — | 39       | 37 | 2 | — | — | — |
| 25             | 60      | 60 | — | — | — | — | 34       | 33 | 1 | — | — | — |
| 24             | 42      | 42 | — | — | — | — | 45       | 44 | 1 | — | — | — |
| 23             | 20      | 20 | — | — | — | — | 31       | 31 | — | — | — | — |
| 22             | 5       | 5  | — | — | — | — | 14       | 14 | — | — | — | — |
| 21             | 6       | 6  | — | — | — | — | 18       | 18 | — | — | — | — |
| 20             | 3       | 3  | — | — | — | — | 9        | 9  | — | — | — | — |
| 19             | 2       | 2  | — | — | — | — | 12       | 12 | — | — | — | — |
| ≤ 18           | 11      | 10 | — | 1 | — | — | 14       | 13 | — | 1 | — | — |

**DOMESTIC**

|              |              |              |          |           |           |          |              |              |          |                     |           |              |
|--------------|--------------|--------------|----------|-----------|-----------|----------|--------------|--------------|----------|---------------------|-----------|--------------|
| <b>Total</b> | <b>2,659</b> | <b>2,545</b> | <b>9</b> | <b>65</b> | <b>36</b> | <b>4</b> | <b>2,747</b> | <b>2,667</b> | <b>9</b> | <b>31</b>           | <b>36</b> | <b>4</b>     |
| ≤ 18         | 2,659        | 2,545        | 9        | 65        | 36        | 4        | 2,747        | 2,667        | 9        | 31                  | 36        | 4            |
|              |              |              |          |           |           |          |              |              |          | <b>Total trips:</b> |           | <b>6,044</b> |

**MISSION BAY, CA**  
No Vessel Trips Reported

**MORRO BAY HARBOR, CA**  
(16 feet and less)

|                    | Inbound    |          |          |            |            |          | Outbound   |          |          |                     |            |            |
|--------------------|------------|----------|----------|------------|------------|----------|------------|----------|----------|---------------------|------------|------------|
| <b>Grand Total</b> | <b>434</b> | <b>—</b> | <b>—</b> | <b>212</b> | <b>222</b> | <b>—</b> | <b>455</b> | <b>—</b> | <b>—</b> | <b>210</b>          | <b>245</b> | <b>—</b>   |
|                    |            |          |          |            |            |          |            |          |          | <b>Total trips:</b> |            | <b>889</b> |

**NEWPORT BAY HARBOR, CA**  
(13 feet and less)

|                    | Inbound    |            |          |          |          |          | Outbound   |            |          |                     |          |            |
|--------------------|------------|------------|----------|----------|----------|----------|------------|------------|----------|---------------------|----------|------------|
| <b>Grand Total</b> | <b>310</b> | <b>298</b> | <b>—</b> | <b>3</b> | <b>9</b> | <b>—</b> | <b>305</b> | <b>298</b> | <b>—</b> | <b>2</b>            | <b>5</b> | <b>—</b>   |
|                    |            |            |          |          |          |          |            |            |          | <b>Total trips:</b> |          | <b>615</b> |

**REDONDO BEACH, CA**  
(9 feet and less)

|                    | Inbound  |          |          |          |          |          | Outbound |          |          |                     |          |          |
|--------------------|----------|----------|----------|----------|----------|----------|----------|----------|----------|---------------------|----------|----------|
| <b>Grand Total</b> | <b>—</b> | <b>—</b> | <b>—</b> | <b>—</b> | <b>—</b> | <b>—</b> | <b>1</b> | <b>—</b> | <b>—</b> | <b>1</b>            | <b>—</b> | <b>—</b> |
|                    |          |          |          |          |          |          |          |          |          | <b>Total trips:</b> |          | <b>1</b> |

**SANTA BARBARA HARBOR, CA**  
(8 feet and less)

|                    | Inbound   |           |          |          |          |          | Outbound  |           |          |                     |          |           |
|--------------------|-----------|-----------|----------|----------|----------|----------|-----------|-----------|----------|---------------------|----------|-----------|
| <b>Grand Total</b> | <b>18</b> | <b>18</b> | <b>—</b> | <b>—</b> | <b>—</b> | <b>—</b> | <b>14</b> | <b>14</b> | <b>—</b> | <b>—</b>            | <b>—</b> | <b>—</b>  |
|                    |           |           |          |          |          |          |           |           |          | <b>Total trips:</b> |          | <b>32</b> |

Trips and Drafts of Vessels, 2002  
(draft in feet)

| Draft                       | Self Propelled Vessels |                  |            |            | Non-Self Propelled Vessels |            | Self Propelled Vessels |                  |            |                     | Non-Self Propelled Vessels |            |  |
|-----------------------------|------------------------|------------------|------------|------------|----------------------------|------------|------------------------|------------------|------------|---------------------|----------------------------|------------|--|
|                             | Total                  | Pass & Dry Cargo | Tanker     | Tow or Tug | Dry Cargo                  | Tanker     | Total                  | Pass & Dry Cargo | Tanker     | Tow or Tug          | Dry Cargo                  | Tanker     |  |
| <b>SACRAMENTO RIVER, CA</b> |                        |                  |            |            |                            |            |                        |                  |            |                     |                            |            |  |
|                             |                        |                  | Upbound    |            |                            |            |                        |                  | Downbound  |                     |                            |            |  |
| <b>Grand Total</b>          | <b>184</b>             | <b>57</b>        | <b>2</b>   | <b>64</b>  | <b>61</b>                  | <b>---</b> | <b>178</b>             | <b>56</b>        | <b>2</b>   | <b>59</b>           | <b>61</b>                  | <b>---</b> |  |
| FOREIGN                     |                        |                  |            |            |                            |            |                        |                  |            |                     |                            |            |  |
| <b>Total</b>                | <b>59</b>              | <b>57</b>        | <b>2</b>   | <b>---</b> | <b>---</b>                 | <b>---</b> | <b>58</b>              | <b>56</b>        | <b>2</b>   | <b>---</b>          | <b>---</b>                 | <b>---</b> |  |
| 31                          | 3                      | 3                | ---        | ---        | ---                        | ---        | 1                      | 1                | ---        | ---                 | ---                        | ---        |  |
| 30                          | 3                      | 3                | ---        | ---        | ---                        | ---        | 4                      | 4                | ---        | ---                 | ---                        | ---        |  |
| 29                          | 6                      | 5                | 1          | ---        | ---                        | ---        | 2                      | 2                | ---        | ---                 | ---                        | ---        |  |
| 28                          | 5                      | 5                | ---        | ---        | ---                        | ---        | 10                     | 10               | ---        | ---                 | ---                        | ---        |  |
| 27                          | 7                      | 6                | 1          | ---        | ---                        | ---        | 6                      | 6                | ---        | ---                 | ---                        | ---        |  |
| 26                          | 10                     | 10               | ---        | ---        | ---                        | ---        | 5                      | 5                | ---        | ---                 | ---                        | ---        |  |
| 25                          | 10                     | 10               | ---        | ---        | ---                        | ---        | 10                     | 8                | 2          | ---                 | ---                        | ---        |  |
| 24                          | 2                      | 2                | ---        | ---        | ---                        | ---        | 8                      | 8                | ---        | ---                 | ---                        | ---        |  |
| 23                          | 3                      | 3                | ---        | ---        | ---                        | ---        | 4                      | 4                | ---        | ---                 | ---                        | ---        |  |
| 22                          | 1                      | 1                | ---        | ---        | ---                        | ---        | 3                      | 3                | ---        | ---                 | ---                        | ---        |  |
| 21                          | 2                      | 2                | ---        | ---        | ---                        | ---        | 2                      | 2                | ---        | ---                 | ---                        | ---        |  |
| 20                          | 1                      | 1                | ---        | ---        | ---                        | ---        | 3                      | 3                | ---        | ---                 | ---                        | ---        |  |
| 19                          | 5                      | 5                | ---        | ---        | ---                        | ---        | ---                    | ---              | ---        | ---                 | ---                        | ---        |  |
| 18                          | 1                      | 1                | ---        | ---        | ---                        | ---        | ---                    | ---              | ---        | ---                 | ---                        | ---        |  |
| DOMESTIC                    |                        |                  |            |            |                            |            |                        |                  |            |                     |                            |            |  |
| <b>Total</b>                | <b>125</b>             | <b>---</b>       | <b>---</b> | <b>64</b>  | <b>61</b>                  | <b>---</b> | <b>120</b>             | <b>---</b>       | <b>---</b> | <b>59</b>           | <b>61</b>                  | <b>---</b> |  |
| 15                          | 1                      | ---              | ---        | 1          | ---                        | ---        | 1                      | ---              | ---        | 1                   | ---                        | ---        |  |
| 13                          | 4                      | ---              | ---        | 4          | ---                        | ---        | ---                    | ---              | ---        | ---                 | ---                        | ---        |  |
| 12                          | 2                      | ---              | ---        | 2          | ---                        | ---        | ---                    | ---              | ---        | ---                 | ---                        | ---        |  |
| 11                          | 2                      | ---              | ---        | ---        | 2                          | ---        | ---                    | ---              | ---        | ---                 | ---                        | ---        |  |
| 10                          | 6                      | ---              | ---        | ---        | 6                          | ---        | ---                    | ---              | ---        | ---                 | ---                        | ---        |  |
| 9                           | 5                      | ---              | ---        | 4          | 1                          | ---        | 5                      | ---              | ---        | 4                   | 1                          | ---        |  |
| 8                           | 7                      | ---              | ---        | 6          | 1                          | ---        | 7                      | ---              | ---        | 7                   | ---                        | ---        |  |
| ≤ 6                         | 98                     | ---              | ---        | 47         | 51                         | ---        | 107                    | ---              | ---        | 47                  | 60                         | ---        |  |
|                             |                        |                  |            |            |                            |            |                        |                  |            | <b>Total trips:</b> |                            | <b>362</b> |  |

|  |           |            |            |            |            |            |            |            |            |                     |            |            |  |
|--|-----------|------------|------------|------------|------------|------------|------------|------------|------------|---------------------|------------|------------|--|
| <b>SACRAMENTO RIVER DEEPWATER SHIP CHANNEL, CA</b> |           |            |            |            |            |            |            |            |            |                     |            |            |  |
|  |           |            | Upbound    |            |            |            |            |            | Downbound  |                     |            |            |  |
| <b>Grand Total</b>                                 | <b>65</b> | <b>57</b>  | <b>2</b>   | <b>6</b>   | <b>---</b> | <b>---</b> | <b>58</b>  | <b>56</b>  | <b>2</b>   | <b>---</b>          | <b>---</b> | <b>---</b> |  |
| FOREIGN  |           |            |            |            |            |            |            |            |            |                     |            |            |  |
| <b>Total</b>                                       | <b>59</b> | <b>57</b>  | <b>2</b>   | <b>---</b> | <b>---</b> | <b>---</b> | <b>58</b>  | <b>56</b>  | <b>2</b>   | <b>---</b>          | <b>---</b> | <b>---</b> |  |
| 31   | 3         | 3          | ---        | ---        | ---        | ---        | 1          | 1          | ---        | ---                 | ---        | ---        |  |
| 30   | 3         | 3          | ---        | ---        | ---        | ---        | 4          | 4          | ---        | ---                 | ---        | ---        |  |
| 29   | 6         | 5          | 1          | ---        | ---        | ---        | 2          | 2          | ---        | ---                 | ---        | ---        |  |
| 28   | 5         | 5          | ---        | ---        | ---        | ---        | 10         | 10         | ---        | ---                 | ---        | ---        |  |
| 27   | 7         | 6          | 1          | ---        | ---        | ---        | 6          | 6          | ---        | ---                 | ---        | ---        |  |
| 26   | 10        | 10         | ---        | ---        | ---        | ---        | 5          | 5          | ---        | ---                 | ---        | ---        |  |
| 25   | 10        | 10         | ---        | ---        | ---        | ---        | 10         | 8          | 2          | ---                 | ---        | ---        |  |
| 24   | 2         | 2          | ---        | ---        | ---        | ---        | 8          | 8          | ---        | ---                 | ---        | ---        |  |
| 23   | 3         | 3          | ---        | ---        | ---        | ---        | 4          | 4          | ---        | ---                 | ---        | ---        |  |
| 22   | 1         | 1          | ---        | ---        | ---        | ---        | 3          | 3          | ---        | ---                 | ---        | ---        |  |
| 21   | 2         | 2          | ---        | ---        | ---        | ---        | 2          | 2          | ---        | ---                 | ---        | ---        |  |
| 20   | 1         | 1          | ---        | ---        | ---        | ---        | 3          | 3          | ---        | ---                 | ---        | ---        |  |
| 19   | 5         | 5          | ---        | ---        | ---        | ---        | ---        | ---        | ---        | ---                 | ---        | ---        |  |
| 18   | 1         | 1          | ---        | ---        | ---        | ---        | ---        | ---        | ---        | ---                 | ---        | ---        |  |
| DOMESTIC   |           |            |            |            |            |            |            |            |            |                     |            |            |  |
| <b>Total</b>                                       | <b>6</b>  | <b>---</b> | <b>---</b> | <b>6</b>   | <b>---</b> | <b>---</b> | <b>---</b> | <b>---</b> | <b>---</b> | <b>---</b>          | <b>---</b> | <b>---</b> |  |
| 13   | 4         | ---        | ---        | 4          | ---        | ---        | ---        | ---        | ---        | ---                 | ---        | ---        |  |
| 12   | 2         | ---        | ---        | 2          | ---        | ---        | ---        | ---        | ---        | ---                 | ---        | ---        |  |
|  |           |            |            |            |            |            |            |            |            | <b>Total trips:</b> |            | <b>123</b> |  |



Trips and Drafts of Vessels, 2002  
(draft in feet)

| Draft                        | Self Propelled Vessels |                  |            |            | Non-Self Propelled Vessels |            | Self Propelled Vessels |                  |            |                     | Non-Self Propelled Vessels |            |
|------------------------------|------------------------|------------------|------------|------------|----------------------------|------------|------------------------|------------------|------------|---------------------|----------------------------|------------|
|                              | Total                  | Pass & Dry Cargo | Tanker     | Tow or Tug | Dry Cargo                  | Tanker     | Total                  | Pass & Dry Cargo | Tanker     | Tow or Tug          | Dry Cargo                  | Tanker     |
| <b>SACRAMENTO, CA</b>        |                        |                  |            |            |                            |            |                        |                  |            |                     |                            |            |
|                              | Inbound                |                  |            |            |                            |            | Outbound               |                  |            |                     |                            |            |
| <b>Grand Total</b>           | <b>66</b>              | <b>57</b>        | <b>2</b>   | <b>5</b>   | <b>2</b>                   | <b>---</b> | <b>61</b>              | <b>56</b>        | <b>2</b>   | <b>1</b>            | <b>2</b>                   | <b>---</b> |
| FOREIGN                      |                        |                  |            |            |                            |            |                        |                  |            |                     |                            |            |
| <b>Total</b>                 | <b>59</b>              | <b>57</b>        | <b>2</b>   | <b>---</b> | <b>---</b>                 | <b>---</b> | <b>58</b>              | <b>56</b>        | <b>2</b>   | <b>---</b>          | <b>---</b>                 | <b>---</b> |
| 31                           | 3                      | 3                | ---        | ---        | ---                        | ---        | 1                      | 1                | ---        | ---                 | ---                        | ---        |
| 30                           | 3                      | 3                | ---        | ---        | ---                        | ---        | 4                      | 4                | ---        | ---                 | ---                        | ---        |
| 29                           | 6                      | 5                | 1          | ---        | ---                        | ---        | 2                      | 2                | ---        | ---                 | ---                        | ---        |
| 28                           | 5                      | 5                | ---        | ---        | ---                        | ---        | 10                     | 10               | ---        | ---                 | ---                        | ---        |
| 27                           | 7                      | 6                | 1          | ---        | ---                        | ---        | 6                      | 6                | ---        | ---                 | ---                        | ---        |
| 26                           | 10                     | 10               | ---        | ---        | ---                        | ---        | 5                      | 5                | ---        | ---                 | ---                        | ---        |
| 25                           | 10                     | 10               | ---        | ---        | ---                        | ---        | 10                     | 8                | 2          | ---                 | ---                        | ---        |
| 24                           | 2                      | 2                | ---        | ---        | ---                        | ---        | 8                      | 8                | ---        | ---                 | ---                        | ---        |
| 23                           | 3                      | 3                | ---        | ---        | ---                        | ---        | 4                      | 4                | ---        | ---                 | ---                        | ---        |
| 22                           | 1                      | 1                | ---        | ---        | ---                        | ---        | 3                      | 3                | ---        | ---                 | ---                        | ---        |
| 21                           | 2                      | 2                | ---        | ---        | ---                        | ---        | 2                      | 2                | ---        | ---                 | ---                        | ---        |
| 20                           | 1                      | 1                | ---        | ---        | ---                        | ---        | 3                      | 3                | ---        | ---                 | ---                        | ---        |
| 19                           | 5                      | 5                | ---        | ---        | ---                        | ---        | ---                    | ---              | ---        | ---                 | ---                        | ---        |
| 18                           | 1                      | 1                | ---        | ---        | ---                        | ---        | ---                    | ---              | ---        | ---                 | ---                        | ---        |
| DOMESTIC                     |                        |                  |            |            |                            |            |                        |                  |            |                     |                            |            |
| <b>Total</b>                 | <b>7</b>               | <b>---</b>       | <b>---</b> | <b>5</b>   | <b>2</b>                   | <b>---</b> | <b>3</b>               | <b>---</b>       | <b>---</b> | <b>1</b>            | <b>2</b>                   | <b>---</b> |
| 13                           | 3                      | ---              | ---        | 3          | ---                        | ---        | 1                      | ---              | ---        | 1                   | ---                        | ---        |
| 12                           | 2                      | ---              | ---        | 2          | ---                        | ---        | ---                    | ---              | ---        | ---                 | ---                        | ---        |
| ≤ 6                          | 2                      | ---              | ---        | ---        | 2                          | ---        | 2                      | ---              | ---        | ---                 | 2                          | ---        |
|                              |                        |                  |            |            |                            |            |                        |                  |            | <b>Total trips:</b> | <b>127</b>                 |            |
| <b>SAN JOAQUIN RIVER, CA</b> |                        |                  |            |            |                            |            |                        |                  |            |                     |                            |            |
|                              | Upbound                |                  |            |            |                            |            | Downbound              |                  |            |                     |                            |            |
| <b>Grand Total</b>           | <b>456</b>             | <b>144</b>       | <b>56</b>  | <b>149</b> | <b>76</b>                  | <b>31</b>  | <b>445</b>             | <b>154</b>       | <b>54</b>  | <b>130</b>          | <b>75</b>                  | <b>32</b>  |
| FOREIGN                      |                        |                  |            |            |                            |            |                        |                  |            |                     |                            |            |
| <b>Total</b>                 | <b>202</b>             | <b>144</b>       | <b>56</b>  | <b>1</b>   | <b>1</b>                   | <b>---</b> | <b>210</b>             | <b>154</b>       | <b>54</b>  | <b>1</b>            | <b>1</b>                   | <b>---</b> |
| 34                           | 1                      | 1                | ---        | ---        | ---                        | ---        | 8                      | 8                | ---        | ---                 | ---                        | ---        |
| 33                           | 12                     | 8                | 4          | ---        | ---                        | ---        | 5                      | 5                | ---        | ---                 | ---                        | ---        |
| 32                           | 18                     | 13               | 5          | ---        | ---                        | ---        | 5                      | 5                | ---        | ---                 | ---                        | ---        |
| 31                           | 32                     | 28               | 4          | ---        | ---                        | ---        | 5                      | 5                | ---        | ---                 | ---                        | ---        |
| 30                           | 17                     | 11               | 6          | ---        | ---                        | ---        | 14                     | 14               | ---        | ---                 | ---                        | ---        |
| 29                           | 13                     | 7                | 6          | ---        | ---                        | ---        | 4                      | 3                | 1          | ---                 | ---                        | ---        |
| 28                           | 16                     | 4                | 12         | ---        | ---                        | ---        | 16                     | 15               | 1          | ---                 | ---                        | ---        |
| 27                           | 9                      | 5                | 4          | ---        | ---                        | ---        | 11                     | 8                | 3          | ---                 | ---                        | ---        |
| 26                           | 12                     | 8                | 4          | ---        | ---                        | ---        | 20                     | 11               | 9          | ---                 | ---                        | ---        |
| 25                           | 9                      | 7                | 2          | ---        | ---                        | ---        | 27                     | 21               | 6          | ---                 | ---                        | ---        |
| 24                           | 13                     | 9                | 4          | ---        | ---                        | ---        | 15                     | 13               | 2          | ---                 | ---                        | ---        |
| 23                           | 5                      | 1                | 4          | ---        | ---                        | ---        | 7                      | 5                | 2          | ---                 | ---                        | ---        |
| 22                           | 9                      | 9                | ---        | ---        | ---                        | ---        | 21                     | 10               | 11         | ---                 | ---                        | ---        |
| 21                           | 7                      | 6                | 1          | ---        | ---                        | ---        | 16                     | 14               | 2          | ---                 | ---                        | ---        |
| 20                           | 13                     | 13               | ---        | ---        | ---                        | ---        | 12                     | 7                | 5          | ---                 | ---                        | ---        |
| 19                           | 6                      | 6                | ---        | ---        | ---                        | ---        | 10                     | 3                | 7          | ---                 | ---                        | ---        |
| 18                           | 5                      | 5                | ---        | ---        | ---                        | ---        | 7                      | 3                | 4          | ---                 | ---                        | ---        |
| 17                           | 3                      | 2                | ---        | 1          | ---                        | ---        | 3                      | 2                | ---        | 1                   | ---                        | ---        |
| 16                           | ---                    | ---              | ---        | ---        | ---                        | ---        | 2                      | 1                | ---        | ---                 | 1                          | ---        |
| 15                           | 1                      | ---              | ---        | ---        | 1                          | ---        | ---                    | ---              | ---        | ---                 | ---                        | ---        |
| ≤ 12                         | 1                      | 1                | ---        | ---        | ---                        | ---        | 2                      | 1                | 1          | ---                 | ---                        | ---        |
| DOMESTIC                     |                        |                  |            |            |                            |            |                        |                  |            |                     |                            |            |
| <b>Total</b>                 | <b>254</b>             | <b>---</b>       | <b>---</b> | <b>148</b> | <b>75</b>                  | <b>31</b>  | <b>235</b>             | <b>---</b>       | <b>---</b> | <b>129</b>          | <b>74</b>                  | <b>32</b>  |
| 18                           | 4                      | ---              | ---        | 3          | ---                        | 1          | 8                      | ---              | ---        | 3                   | ---                        | 5          |
| 17                           | 6                      | ---              | ---        | 6          | ---                        | ---        | 4                      | ---              | ---        | 4                   | ---                        | ---        |
| 15                           | 13                     | ---              | ---        | 10         | ---                        | 3          | 10                     | ---              | ---        | 10                  | ---                        | ---        |
| 14                           | 2                      | ---              | ---        | ---        | ---                        | 2          | 2                      | ---              | ---        | ---                 | ---                        | 2          |
| 13                           | 8                      | ---              | ---        | 6          | ---                        | 2          | 4                      | ---              | ---        | 4                   | ---                        | ---        |
| ≤ 12                         | 221                    | ---              | ---        | 123        | 75                         | 23         | 207                    | ---              | ---        | 108                 | 74                         | 25         |
|                              |                        |                  |            |            |                            |            |                        |                  |            | <b>Total trips:</b> | <b>901</b>                 |            |

Trips and Drafts of Vessels, 2002  
(draft in feet)

| Draft  | Self Propelled Vessels |                  |           |            | Non-Self Propelled Vessels |           | Self Propelled Vessels |                  |           |                     | Non-Self Propelled Vessels |            |  |
|--|------------------------|------------------|-----------|------------|----------------------------|-----------|------------------------|------------------|-----------|---------------------|----------------------------|------------|--|
|  | Total                  | Pass & Dry Cargo | Tanker    | Tow or Tug | Dry Cargo                  | Tanker    | Total                  | Pass & Dry Cargo | Tanker    | Tow or Tug          | Dry Cargo                  | Tanker     |  |
| <b>STOCKTON, CA</b>                              |                        |                  |           |            |                            |           |                        |                  |           |                     |                            |            |  |
|  |                        |                  | Inbound   |            |                            |           |                        |                  | Outbound  |                     |                            |            |  |
| <b>Grand Total</b>                               | <b>175</b>             | <b>81</b>        | <b>46</b> | <b>25</b>  | —                          | <b>23</b> | <b>175</b>             | <b>84</b>        | <b>45</b> | <b>22</b>           | —                          | <b>24</b>  |  |
| <b>FOREIGN</b>                                   |                        |                  |           |            |                            |           |                        |                  |           |                     |                            |            |  |
| <b>Total</b>                                     | <b>127</b>             | <b>81</b>        | <b>46</b> | —          | —                          | —         | <b>129</b>             | <b>84</b>        | <b>45</b> | —                   | —                          | —          |  |
| 34   | 1                      | 1                | —         | —          | —                          | —         | 1                      | 1                | —         | —                   | —                          | —          |  |
| 33   | 7                      | 3                | 4         | —          | —                          | —         | 1                      | 1                | —         | —                   | —                          | —          |  |
| 32   | 9                      | 4                | 5         | —          | —                          | —         | 3                      | 3                | —         | —                   | —                          | —          |  |
| 31   | 11                     | 7                | 4         | —          | —                          | —         | 2                      | 2                | —         | —                   | —                          | —          |  |
| 30   | 7                      | 2                | 5         | —          | —                          | —         | 5                      | 5                | —         | —                   | —                          | —          |  |
| 29   | 10                     | 6                | 4         | —          | —                          | —         | 3                      | 2                | 1         | —                   | —                          | —          |  |
| 28   | 12                     | 2                | 10        | —          | —                          | —         | 11                     | 11               | —         | —                   | —                          | —          |  |
| 27   | 5                      | 3                | 2         | —          | —                          | —         | 7                      | 6                | 1         | —                   | —                          | —          |  |
| 26   | 11                     | 7                | 4         | —          | —                          | —         | 11                     | 3                | 8         | —                   | —                          | —          |  |
| 25   | 8                      | 6                | 2         | —          | —                          | —         | 12                     | 7                | 5         | —                   | —                          | —          |  |
| 24   | 10                     | 8                | 2         | —          | —                          | —         | 9                      | 8                | 1         | —                   | —                          | —          |  |
| 23   | 5                      | 1                | 4         | —          | —                          | —         | 6                      | 4                | 2         | —                   | —                          | —          |  |
| 22   | 9                      | 9                | —         | —          | —                          | —         | 15                     | 5                | 10        | —                   | —                          | —          |  |
| 21   | 2                      | 2                | —         | —          | —                          | —         | 10                     | 9                | 1         | —                   | —                          | —          |  |
| 20   | 10                     | 10               | —         | —          | —                          | —         | 11                     | 7                | 4         | —                   | —                          | —          |  |
| 19   | 5                      | 5                | —         | —          | —                          | —         | 10                     | 3                | 7         | —                   | —                          | —          |  |
| ≤ 18   | 5                      | 5                | —         | —          | —                          | —         | 12                     | 7                | 5         | —                   | —                          | —          |  |
| <b>DOMESTIC</b>                                  |                        |                  |           |            |                            |           |                        |                  |           |                     |                            |            |  |
| <b>Total</b>                                     | <b>48</b>              | —                | —         | <b>25</b>  | —                          | <b>23</b> | <b>46</b>              | —                | —         | <b>22</b>           | —                          | <b>24</b>  |  |
| ≤ 18   | 48                     | —                | —         | 25         | —                          | 23        | 46                     | —                | —         | 22                  | —                          | 24         |  |
|  |                        |                  |           |            |                            |           |                        |                  |           | <b>Total trips:</b> |                            | <b>350</b> |  |
| <b>MIDDLE RIVER, CA</b><br>(10 feet and less)    |                        |                  |           |            |                            |           |                        |                  |           |                     |                            |            |  |
|  |                        |                  | Upbound   |            |                            |           |                        |                  | Downbound |                     |                            |            |  |
| <b>Grand Total</b>                               | <b>10</b>              | —                | —         | <b>5</b>   | <b>5</b>                   | —         | <b>10</b>              | —                | —         | <b>5</b>            | <b>5</b>                   | —          |  |
|  |                        |                  |           |            |                            |           |                        |                  |           | <b>Total trips:</b> |                            | <b>20</b>  |  |
| <b>MOKELUMNE RIVER, CA</b><br>(11 feet and less) |                        |                  |           |            |                            |           |                        |                  |           |                     |                            |            |  |
|  |                        |                  | Upbound   |            |                            |           |                        |                  | Downbound |                     |                            |            |  |
| <b>Grand Total</b>                               | <b>36</b>              | —                | —         | <b>18</b>  | <b>18</b>                  | —         | <b>36</b>              | —                | —         | <b>18</b>           | <b>18</b>                  | —          |  |
|  |                        |                  |           |            |                            |           |                        |                  |           | <b>Total trips:</b> |                            | <b>72</b>  |  |
| <b>OLD RIVER, CA</b><br>(11 feet and less)       |                        |                  |           |            |                            |           |                        |                  |           |                     |                            |            |  |
|  |                        |                  | Upbound   |            |                            |           |                        |                  | Downbound |                     |                            |            |  |
| <b>Grand Total</b>                               | <b>16</b>              | —                | —         | <b>8</b>   | <b>8</b>                   | —         | <b>16</b>              | —                | —         | <b>8</b>            | <b>8</b>                   | —          |  |
|  |                        |                  |           |            |                            |           |                        |                  |           | <b>Total trips:</b> |                            | <b>32</b>  |  |

Trips and Drafts of Vessels, 2002  
(draft in feet)

| Draft                                 | Self Propelled Vessels |                  |            |            | Non-Self Propelled Vessels |            | Self Propelled Vessels |                  |            |                     | Non-Self Propelled Vessels |              |
|---------------------------------------|------------------------|------------------|------------|------------|----------------------------|------------|------------------------|------------------|------------|---------------------|----------------------------|--------------|
|                                       | Total                  | Pass & Dry Cargo | Tanker     | Tow or Tug | Dry Cargo                  | Tanker     | Total                  | Pass & Dry Cargo | Tanker     | Tow or Tug          | Dry Cargo                  | Tanker       |
| <b>SAN FRANCISCO BAY ENTRANCE, CA</b> |                        |                  |            |            |                            |            |                        |                  |            |                     |                            |              |
|                                       | Upbound                |                  |            |            |                            |            | Downbound              |                  |            |                     |                            |              |
| <b>Grand Total</b>                    | <b>3,591</b>           | <b>2,243</b>     | <b>758</b> | <b>311</b> | <b>47</b>                  | <b>232</b> | <b>3,594</b>           | <b>2,249</b>     | <b>746</b> | <b>309</b>          | <b>21</b>                  | <b>269</b>   |
| <b>FOREIGN</b>                        |                        |                  |            |            |                            |            |                        |                  |            |                     |                            |              |
| <b>Total</b>                          | <b>2,506</b>           | <b>2,017</b>     | <b>460</b> | <b>17</b>  | <b>7</b>                   | <b>5</b>   | <b>2,532</b>           | <b>2,040</b>     | <b>470</b> | <b>12</b>           | <b>8</b>                   | <b>2</b>     |
| 49                                    | 1                      | —                | 1          | —          | —                          | —          | —                      | —                | —          | —                   | —                          | —            |
| 43                                    | 5                      | 4                | 1          | —          | —                          | —          | —                      | —                | —          | —                   | —                          | —            |
| 42                                    | 14                     | 9                | 5          | —          | —                          | —          | 2                      | 2                | —          | —                   | —                          | —            |
| 41                                    | 25                     | 16               | 9          | —          | —                          | —          | 13                     | 13               | —          | —                   | —                          | —            |
| 40                                    | 29                     | 23               | 6          | —          | —                          | —          | 36                     | 36               | —          | —                   | —                          | —            |
| 39                                    | 45                     | 36               | 9          | —          | —                          | —          | 48                     | 44               | 4          | —                   | —                          | —            |
| 38                                    | 87                     | 62               | 25         | —          | —                          | —          | 70                     | 65               | 5          | —                   | —                          | —            |
| 37                                    | 122                    | 74               | 48         | —          | —                          | —          | 85                     | 79               | 6          | —                   | —                          | —            |
| 36                                    | 152                    | 103              | 49         | —          | —                          | —          | 125                    | 116              | 9          | —                   | —                          | —            |
| 35                                    | 115                    | 98               | 17         | —          | —                          | —          | 95                     | 88               | 7          | —                   | —                          | —            |
| 34                                    | 129                    | 114              | 15         | —          | —                          | —          | 193                    | 126              | 67         | —                   | —                          | —            |
| 33                                    | 158                    | 146              | 12         | —          | —                          | —          | 159                    | 150              | 9          | —                   | —                          | —            |
| 32                                    | 276                    | 258              | 18         | —          | —                          | —          | 274                    | 250              | 24         | —                   | —                          | —            |
| 31                                    | 168                    | 149              | 19         | —          | —                          | —          | 140                    | 115              | 25         | —                   | —                          | —            |
| 30                                    | 215                    | 187              | 28         | —          | —                          | —          | 206                    | 180              | 26         | —                   | —                          | —            |
| 29                                    | 161                    | 121              | 40         | —          | —                          | —          | 168                    | 149              | 18         | —                   | —                          | 1            |
| 28                                    | 156                    | 119              | 37         | —          | —                          | —          | 186                    | 125              | 61         | —                   | —                          | —            |
| 27                                    | 160                    | 133              | 27         | —          | —                          | —          | 158                    | 116              | 42         | —                   | —                          | —            |
| 26                                    | 119                    | 84               | 35         | —          | —                          | —          | 126                    | 79               | 47         | —                   | —                          | —            |
| 25                                    | 87                     | 71               | 16         | —          | —                          | —          | 113                    | 89               | 24         | —                   | —                          | —            |
| 24                                    | 68                     | 51               | 17         | —          | —                          | —          | 80                     | 61               | 19         | —                   | —                          | —            |
| 23                                    | 38                     | 29               | 7          | 1          | 1                          | —          | 48                     | 37               | 11         | —                   | —                          | —            |
| 22                                    | 41                     | 36               | 4          | —          | —                          | 1          | 61                     | 37               | 22         | 1                   | 1                          | —            |
| 21                                    | 33                     | 27               | 5          | —          | 1                          | —          | 42                     | 34               | 7          | —                   | 1                          | —            |
| 20                                    | 34                     | 32               | 2          | —          | —                          | —          | 40                     | 23               | 17         | —                   | —                          | —            |
| 19                                    | 23                     | 19               | 4          | —          | —                          | —          | 22                     | 12               | 10         | —                   | —                          | —            |
| ≤ 18                                  | 45                     | 16               | 4          | 16         | 5                          | 4          | 42                     | 14               | 10         | 11                  | 6                          | 1            |
| <b>DOMESTIC</b>                       |                        |                  |            |            |                            |            |                        |                  |            |                     |                            |              |
| <b>Total</b>                          | <b>1,085</b>           | <b>226</b>       | <b>298</b> | <b>294</b> | <b>40</b>                  | <b>227</b> | <b>1,062</b>           | <b>209</b>       | <b>276</b> | <b>297</b>          | <b>13</b>                  | <b>267</b>   |
| 50                                    | 2                      | —                | 2          | —          | —                          | —          | —                      | —                | —          | —                   | —                          | —            |
| 49                                    | 2                      | —                | 2          | —          | —                          | —          | —                      | —                | —          | —                   | —                          | —            |
| 48                                    | 1                      | —                | 1          | —          | —                          | —          | —                      | —                | —          | —                   | —                          | —            |
| 46                                    | 1                      | —                | 1          | —          | —                          | —          | —                      | —                | —          | —                   | —                          | —            |
| 45                                    | 7                      | —                | 7          | —          | —                          | —          | —                      | —                | —          | —                   | —                          | —            |
| 44                                    | 16                     | —                | 16         | —          | —                          | —          | —                      | —                | —          | —                   | —                          | —            |
| 43                                    | 7                      | —                | 7          | —          | —                          | —          | —                      | —                | —          | —                   | —                          | —            |
| 41                                    | 3                      | —                | 3          | —          | —                          | —          | —                      | —                | —          | —                   | —                          | —            |
| 40                                    | 22                     | —                | 22         | —          | —                          | —          | 8                      | —                | 8          | —                   | —                          | —            |
| 39                                    | 21                     | —                | 21         | —          | —                          | —          | —                      | —                | —          | —                   | —                          | —            |
| 38                                    | 17                     | —                | 17         | —          | —                          | —          | 3                      | —                | 3          | —                   | —                          | —            |
| 37                                    | 17                     | —                | 17         | —          | —                          | —          | 16                     | —                | 16         | —                   | —                          | —            |
| 36                                    | 5                      | —                | 5          | —          | —                          | —          | 20                     | 1                | 19         | —                   | —                          | —            |
| 35                                    | 12                     | 6                | 6          | —          | —                          | —          | 27                     | 15               | 12         | —                   | —                          | —            |
| 34                                    | 26                     | 18               | 8          | —          | —                          | —          | 37                     | 30               | 7          | —                   | —                          | —            |
| 33                                    | 27                     | 21               | 6          | —          | —                          | —          | 25                     | 19               | 6          | —                   | —                          | —            |
| 32                                    | 40                     | 22               | 18         | —          | —                          | —          | 27                     | 18               | 9          | —                   | —                          | —            |
| 31                                    | 26                     | 15               | 11         | —          | —                          | —          | 21                     | 14               | 7          | —                   | —                          | —            |
| 30                                    | 23                     | 5                | 18         | —          | —                          | —          | 24                     | 9                | 15         | —                   | —                          | —            |
| 29                                    | 18                     | 11               | 7          | —          | —                          | —          | 10                     | 7                | 3          | —                   | —                          | —            |
| 28                                    | 18                     | 11               | 7          | —          | —                          | —          | 7                      | 4                | 3          | —                   | —                          | —            |
| 27                                    | 17                     | 11               | 6          | —          | —                          | —          | 56                     | 7                | 49         | —                   | —                          | —            |
| 26                                    | 18                     | 6                | 5          | —          | —                          | 7          | 21                     | 1                | 6          | —                   | —                          | 14           |
| 25                                    | 6                      | 4                | 2          | —          | —                          | —          | 12                     | 2                | 10         | —                   | —                          | —            |
| 24                                    | 2                      | 1                | 1          | —          | —                          | —          | 5                      | 4                | 1          | —                   | —                          | —            |
| 23                                    | 9                      | 2                | 7          | —          | —                          | —          | 16                     | 6                | 10         | —                   | —                          | —            |
| 22                                    | 6                      | —                | 6          | —          | —                          | —          | 17                     | 7                | 9          | —                   | —                          | 1            |
| 21                                    | 23                     | 5                | 4          | —          | —                          | 14         | 70                     | 15               | 13         | —                   | —                          | 42           |
| 20                                    | 36                     | 3                | 2          | 26         | —                          | 5          | 47                     | 7                | 5          | 26                  | —                          | 9            |
| 19                                    | 19                     | —                | —          | 2          | —                          | 17         | 30                     | 6                | —          | 2                   | —                          | 22           |
| ≤ 18                                  | 638                    | 85               | 63         | 266        | 40                         | 184        | 563                    | 37               | 65         | 269                 | 13                         | 179          |
|                                       |                        |                  |            |            |                            |            |                        |                  |            | <b>Total trips:</b> |                            | <b>7,185</b> |

Trips and Drafts of Vessels, 2002  
(draft in feet)

| Draft | Self Propelled Vessels |                  |        |            | Non-Self Propelled Vessels |        | Self Propelled Vessels |                  |        |            | Non-Self Propelled Vessels |        |
|-------|------------------------|------------------|--------|------------|----------------------------|--------|------------------------|------------------|--------|------------|----------------------------|--------|
|       | Total                  | Pass & Dry Cargo | Tanker | Tow or Tug | Dry Cargo                  | Tanker | Total                  | Pass & Dry Cargo | Tanker | Tow or Tug | Dry Cargo                  | Tanker |

**SAN FRANCISCO HARBOR, CA**

|                    |               |               |           |            |            |            |               |               |           |            |            |           |  |
|--------------------|---------------|---------------|-----------|------------|------------|------------|---------------|---------------|-----------|------------|------------|-----------|--|
|                    |               |               | Inbound   |            |            |            |               |               | Outbound  |            |            |           |  |
| <b>Grand Total</b> | <b>36,963</b> | <b>35,736</b> | <b>15</b> | <b>698</b> | <b>413</b> | <b>101</b> | <b>36,420</b> | <b>35,207</b> | <b>17</b> | <b>697</b> | <b>412</b> | <b>87</b> |  |

FOREIGN

|              |            |            |          |          |          |          |            |            |           |          |          |          |
|--------------|------------|------------|----------|----------|----------|----------|------------|------------|-----------|----------|----------|----------|
| <b>Total</b> | <b>160</b> | <b>144</b> | <b>9</b> | <b>4</b> | <b>3</b> | <b>—</b> | <b>159</b> | <b>136</b> | <b>14</b> | <b>4</b> | <b>5</b> | <b>—</b> |
| 39           | 1          | 1          | —        | —        | —        | —        | —          | —          | —         | —        | —        | —        |
| 38           | 11         | 11         | —        | —        | —        | —        | —          | —          | —         | —        | —        | —        |
| 37           | 1          | 1          | —        | —        | —        | —        | —          | —          | —         | —        | —        | —        |
| 35           | 2          | 2          | —        | —        | —        | —        | —          | —          | —         | —        | —        | —        |
| 34           | 7          | 6          | 1        | —        | —        | —        | 3          | 2          | 1         | —        | —        | —        |
| 33           | 4          | 4          | —        | —        | —        | —        | 5          | 5          | —         | —        | —        | —        |
| 32           | 8          | 8          | —        | —        | —        | —        | 9          | 9          | —         | —        | —        | —        |
| 31           | 7          | 7          | —        | —        | —        | —        | 6          | 5          | 1         | —        | —        | —        |
| 30           | 14         | 12         | 2        | —        | —        | —        | 5          | 5          | —         | —        | —        | —        |
| 29           | 8          | 6          | 2        | —        | —        | —        | 17         | 16         | 1         | —        | —        | —        |
| 28           | 5          | 5          | —        | —        | —        | —        | 12         | 12         | —         | —        | —        | —        |
| 27           | 19         | 19         | —        | —        | —        | —        | 27         | 26         | 1         | —        | —        | —        |
| 26           | 16         | 15         | 1        | —        | —        | —        | 20         | 18         | 2         | —        | —        | —        |
| 25           | 21         | 21         | —        | —        | —        | —        | 21         | 21         | —         | —        | —        | —        |
| 24           | 7          | 6          | 1        | —        | —        | —        | 5          | 5          | —         | —        | —        | —        |
| 23           | 6          | 6          | —        | —        | —        | —        | 3          | 3          | —         | —        | —        | —        |
| ≤ 22         | 23         | 14         | 2        | 4        | 3        | —        | 26         | 9          | 8         | 4        | 5        | —        |

DOMESTIC

|              |               |               |          |            |            |            |               |               |          |                     |            |               |
|--------------|---------------|---------------|----------|------------|------------|------------|---------------|---------------|----------|---------------------|------------|---------------|
| <b>Total</b> | <b>36,803</b> | <b>35,592</b> | <b>6</b> | <b>694</b> | <b>410</b> | <b>101</b> | <b>36,261</b> | <b>35,071</b> | <b>3</b> | <b>693</b>          | <b>407</b> | <b>87</b>     |
| 50           | 2             | —             | 2        | —          | —          | —          | —             | —             | —        | —                   | —          | —             |
| 32           | 1             | —             | 1        | —          | —          | —          | —             | —             | —        | —                   | —          | —             |
| 31           | —             | —             | —        | —          | —          | —          | 1             | —             | 1        | —                   | —          | —             |
| 28           | 1             | —             | 1        | —          | —          | —          | —             | —             | —        | —                   | —          | —             |
| 25           | —             | —             | —        | —          | —          | —          | 1             | —             | 1        | —                   | —          | —             |
| ≤ 22         | 36,799        | 35,592        | 2        | 694        | 410        | 101        | 36,259        | 35,071        | 1        | 693                 | 407        | 87            |
|              |               |               |          |            |            |            |               |               |          | <b>Total trips:</b> |            | <b>73,383</b> |

**REDWOOD CITY HARBOR, CA**

|                    |            |           |          |            |           |          |            |           |          |            |           |          |  |
|--------------------|------------|-----------|----------|------------|-----------|----------|------------|-----------|----------|------------|-----------|----------|--|
|                    |            |           | Inbound  |            |           |          |            |           | Outbound |            |           |          |  |
| <b>Grand Total</b> | <b>203</b> | <b>27</b> | <b>—</b> | <b>114</b> | <b>62</b> | <b>—</b> | <b>189</b> | <b>27</b> | <b>—</b> | <b>101</b> | <b>61</b> | <b>—</b> |  |

FOREIGN

|              |           |           |          |          |          |          |           |           |          |          |          |          |
|--------------|-----------|-----------|----------|----------|----------|----------|-----------|-----------|----------|----------|----------|----------|
| <b>Total</b> | <b>29</b> | <b>27</b> | <b>—</b> | <b>2</b> | <b>—</b> | <b>—</b> | <b>27</b> | <b>27</b> | <b>—</b> | <b>—</b> | <b>—</b> | <b>—</b> |
| 33           | 8         | 8         | —        | —        | —        | —        | 1         | 1         | —        | —        | —        | —        |
| 32           | 4         | 4         | —        | —        | —        | —        | 1         | 1         | —        | —        | —        | —        |
| 31           | —         | —         | —        | —        | —        | —        | 3         | 3         | —        | —        | —        | —        |
| 30           | 5         | 5         | —        | —        | —        | —        | 1         | 1         | —        | —        | —        | —        |
| 29           | 2         | 2         | —        | —        | —        | —        | 4         | 4         | —        | —        | —        | —        |
| 28           | 1         | 1         | —        | —        | —        | —        | 2         | 2         | —        | —        | —        | —        |
| 27           | 1         | 1         | —        | —        | —        | —        | 1         | 1         | —        | —        | —        | —        |
| 26           | —         | —         | —        | —        | —        | —        | 1         | 1         | —        | —        | —        | —        |
| 25           | —         | —         | —        | —        | —        | —        | 3         | 3         | —        | —        | —        | —        |
| 24           | —         | —         | —        | —        | —        | —        | 4         | 4         | —        | —        | —        | —        |
| ≤ 22         | 8         | 6         | —        | 2        | —        | —        | 6         | 6         | —        | —        | —        | —        |

DOMESTIC

|              |            |          |          |            |           |          |            |          |          |                     |           |            |
|--------------|------------|----------|----------|------------|-----------|----------|------------|----------|----------|---------------------|-----------|------------|
| <b>Total</b> | <b>174</b> | <b>—</b> | <b>—</b> | <b>112</b> | <b>62</b> | <b>—</b> | <b>162</b> | <b>—</b> | <b>—</b> | <b>101</b>          | <b>61</b> | <b>—</b>   |
| ≤ 22         | 174        | —        | —        | 112        | 62        | —        | 162        | —        | —        | 101                 | 61        | —          |
|              |            |          |          |            |           |          |            |          |          | <b>Total trips:</b> |           | <b>392</b> |

Trips and Drafts of Vessels, 2002  
(draft in feet)

| Draft | Self Propelled Vessels |                  |        |            | Non-Self Propelled Vessels |        | Self Propelled Vessels |                  |        |            | Non-Self Propelled Vessels |        |
|-------|------------------------|------------------|--------|------------|----------------------------|--------|------------------------|------------------|--------|------------|----------------------------|--------|
|       | Total                  | Pass & Dry Cargo | Tanker | Tow or Tug | Dry Cargo                  | Tanker | Total                  | Pass & Dry Cargo | Tanker | Tow or Tug | Dry Cargo                  | Tanker |

**OAKLAND HARBOR, CA**

|                    | Inbound       |              |          |              |            |            | Outbound      |              |          |              |            |            |
|--------------------|---------------|--------------|----------|--------------|------------|------------|---------------|--------------|----------|--------------|------------|------------|
| <b>Grand Total</b> | <b>12,013</b> | <b>9,034</b> | <b>3</b> | <b>2,138</b> | <b>432</b> | <b>406</b> | <b>12,495</b> | <b>9,522</b> | <b>1</b> | <b>2,145</b> | <b>410</b> | <b>417</b> |

FOREIGN

|              |              |              |          |          |          |            |              |              |          |          |          |            |
|--------------|--------------|--------------|----------|----------|----------|------------|--------------|--------------|----------|----------|----------|------------|
| <b>Total</b> | <b>1,531</b> | <b>1,525</b> | <b>3</b> | <b>2</b> | <b>1</b> | <b>---</b> | <b>1,546</b> | <b>1,538</b> | <b>1</b> | <b>5</b> | <b>2</b> | <b>---</b> |
| 43           | 4            | 4            | ---      | ---      | ---      | ---        | ---          | ---          | ---      | ---      | ---      | ---        |
| 42           | 9            | 9            | ---      | ---      | ---      | ---        | 2            | 2            | ---      | ---      | ---      | ---        |
| 41           | 16           | 16           | ---      | ---      | ---      | ---        | 13           | 13           | ---      | ---      | ---      | ---        |
| 40           | 22           | 22           | ---      | ---      | ---      | ---        | 36           | 36           | ---      | ---      | ---      | ---        |
| 39           | 35           | 35           | ---      | ---      | ---      | ---        | 44           | 44           | ---      | ---      | ---      | ---        |
| 38           | 50           | 50           | ---      | ---      | ---      | ---        | 65           | 65           | ---      | ---      | ---      | ---        |
| 37           | 72           | 72           | ---      | ---      | ---      | ---        | 77           | 77           | ---      | ---      | ---      | ---        |
| 36           | 102          | 102          | ---      | ---      | ---      | ---        | 115          | 115          | ---      | ---      | ---      | ---        |
| 35           | 95           | 95           | ---      | ---      | ---      | ---        | 88           | 88           | ---      | ---      | ---      | ---        |
| 34           | 103          | 103          | ---      | ---      | ---      | ---        | 112          | 112          | ---      | ---      | ---      | ---        |
| 33           | 122          | 122          | ---      | ---      | ---      | ---        | 135          | 135          | ---      | ---      | ---      | ---        |
| 32           | 224          | 224          | ---      | ---      | ---      | ---        | 230          | 230          | ---      | ---      | ---      | ---        |
| 31           | 106          | 106          | ---      | ---      | ---      | ---        | 89           | 89           | ---      | ---      | ---      | ---        |
| 30           | 150          | 148          | 2        | ---      | ---      | ---        | 148          | 148          | ---      | ---      | ---      | ---        |
| 29           | 95           | 94           | 1        | ---      | ---      | ---        | 115          | 115          | ---      | ---      | ---      | ---        |
| 28           | 98           | 98           | ---      | ---      | ---      | ---        | 80           | 80           | ---      | ---      | ---      | ---        |
| 27           | 87           | 87           | ---      | ---      | ---      | ---        | 66           | 66           | ---      | ---      | ---      | ---        |
| 26           | 41           | 41           | ---      | ---      | ---      | ---        | 33           | 33           | ---      | ---      | ---      | ---        |
| 25           | 23           | 23           | ---      | ---      | ---      | ---        | 23           | 23           | ---      | ---      | ---      | ---        |
| 24           | 25           | 25           | ---      | ---      | ---      | ---        | 22           | 22           | ---      | ---      | ---      | ---        |
| 23           | 11           | 11           | ---      | ---      | ---      | ---        | 15           | 15           | ---      | ---      | ---      | ---        |
| ≤ 22         | 41           | 38           | ---      | 2        | 1        | ---        | 38           | 30           | 1        | 5        | 2        | ---        |

DOMESTIC

|              |               |              |            |              |            |            |               |              |            |              |            |            |
|--------------|---------------|--------------|------------|--------------|------------|------------|---------------|--------------|------------|--------------|------------|------------|
| <b>Total</b> | <b>10,482</b> | <b>7,509</b> | <b>---</b> | <b>2,136</b> | <b>431</b> | <b>406</b> | <b>10,949</b> | <b>7,984</b> | <b>---</b> | <b>2,140</b> | <b>408</b> | <b>417</b> |
| 37           | ---           | ---          | ---        | ---          | ---        | ---        | 1             | 1            | ---        | ---          | ---        | ---        |
| 36           | 4             | 4            | ---        | ---          | ---        | ---        | 4             | 4            | ---        | ---          | ---        | ---        |
| 35           | 8             | 8            | ---        | ---          | ---        | ---        | 24            | 24           | ---        | ---          | ---        | ---        |
| 34           | 19            | 19           | ---        | ---          | ---        | ---        | 41            | 41           | ---        | ---          | ---        | ---        |
| 33           | 25            | 25           | ---        | ---          | ---        | ---        | 12            | 12           | ---        | ---          | ---        | ---        |
| 32           | 19            | 19           | ---        | ---          | ---        | ---        | 15            | 15           | ---        | ---          | ---        | ---        |
| 31           | 12            | 12           | ---        | ---          | ---        | ---        | 12            | 12           | ---        | ---          | ---        | ---        |
| 30           | 4             | 4            | ---        | ---          | ---        | ---        | 4             | 4            | ---        | ---          | ---        | ---        |
| 29           | 9             | 9            | ---        | ---          | ---        | ---        | 4             | 4            | ---        | ---          | ---        | ---        |
| 28           | 10            | 10           | ---        | ---          | ---        | ---        | 3             | 3            | ---        | ---          | ---        | ---        |
| 27           | 11            | 11           | ---        | ---          | ---        | ---        | 5             | 5            | ---        | ---          | ---        | ---        |
| 26           | 6             | 6            | ---        | ---          | ---        | ---        | ---           | ---          | ---        | ---          | ---        | ---        |
| 25           | 5             | 5            | ---        | ---          | ---        | ---        | 2             | 2            | ---        | ---          | ---        | ---        |
| 24           | 1             | 1            | ---        | ---          | ---        | ---        | 5             | 5            | ---        | ---          | ---        | ---        |
| 23           | 1             | 1            | ---        | ---          | ---        | ---        | 6             | 6            | ---        | ---          | ---        | ---        |
| ≤ 22         | 10,348        | 7,375        | ---        | 2,136        | 431        | 406        | 10,811        | 7,846        | ---        | 2,140        | 408        | 417        |

**Total trips: 24,508**

**RICHMOND HARBOR, CA**

|                    | Inbound      |           |            |              |            |              | Outbound     |           |            |              |            |              |
|--------------------|--------------|-----------|------------|--------------|------------|--------------|--------------|-----------|------------|--------------|------------|--------------|
| <b>Grand Total</b> | <b>6,529</b> | <b>53</b> | <b>386</b> | <b>4,162</b> | <b>419</b> | <b>1,509</b> | <b>6,567</b> | <b>65</b> | <b>391</b> | <b>4,173</b> | <b>415</b> | <b>1,523</b> |

FOREIGN

|              |            |           |            |          |          |          |            |           |            |          |            |          |
|--------------|------------|-----------|------------|----------|----------|----------|------------|-----------|------------|----------|------------|----------|
| <b>Total</b> | <b>261</b> | <b>52</b> | <b>196</b> | <b>7</b> | <b>2</b> | <b>4</b> | <b>271</b> | <b>65</b> | <b>203</b> | <b>1</b> | <b>---</b> | <b>2</b> |
| 49           | 1          | ---       | 1          | ---      | ---      | ---      | ---        | ---       | ---        | ---      | ---        | ---      |
| 43           | 1          | ---       | 1          | ---      | ---      | ---      | ---        | ---       | ---        | ---      | ---        | ---      |
| 42           | 3          | ---       | 3          | ---      | ---      | ---      | ---        | ---       | ---        | ---      | ---        | ---      |
| 41           | 4          | ---       | 4          | ---      | ---      | ---      | ---        | ---       | ---        | ---      | ---        | ---      |
| 40           | 7          | 1         | 6          | ---      | ---      | ---      | ---        | ---       | ---        | ---      | ---        | ---      |
| 39           | 9          | ---       | 9          | ---      | ---      | ---      | 3          | ---       | 3          | ---      | ---        | ---      |
| 38           | 20         | 1         | 19         | ---      | ---      | ---      | 4          | ---       | 4          | ---      | ---        | ---      |
| 37           | 10         | 1         | 9          | ---      | ---      | ---      | 2          | 2         | ---        | ---      | ---        | ---      |
| 36           | 34         | 1         | 33         | ---      | ---      | ---      | 8          | 1         | 7          | ---      | ---        | ---      |
| 35           | 10         | 1         | 9          | ---      | ---      | ---      | 3          | ---       | 3          | ---      | ---        | ---      |
| 34           | 7          | ---       | 7          | ---      | ---      | ---      | 68         | 4         | 64         | ---      | ---        | ---      |
| 33           | 6          | 1         | 5          | ---      | ---      | ---      | 5          | 3         | 2          | ---      | ---        | ---      |
| 32           | 11         | 6         | 5          | ---      | ---      | ---      | 13         | 3         | 10         | ---      | ---        | ---      |
| 31           | 5          | ---       | 5          | ---      | ---      | ---      | 17         | 7         | 10         | ---      | ---        | ---      |
| 30           | 17         | 4         | 13         | ---      | ---      | ---      | 16         | 6         | 10         | ---      | ---        | ---      |
| 29           | 17         | 3         | 14         | ---      | ---      | ---      | 20         | 8         | 11         | ---      | ---        | 1        |
| 28           | 13         | 2         | 11         | ---      | ---      | ---      | 24         | 4         | 20         | ---      | ---        | ---      |

Trips and Drafts of Vessels, 2002  
(draft in feet)

| Draft | Self Propelled Vessels |                  |        |            | Non-Self Propelled Vessels |        | Self Propelled Vessels |                  |        |            | Non-Self Propelled Vessels |        |
|-------|------------------------|------------------|--------|------------|----------------------------|--------|------------------------|------------------|--------|------------|----------------------------|--------|
|       | Total                  | Pass & Dry Cargo | Tanker | Tow or Tug | Dry Cargo                  | Tanker | Total                  | Pass & Dry Cargo | Tanker | Tow or Tug | Dry Cargo                  | Tanker |

**RICHMOND HARBOR, CA - continued**

|                 | Inbound      |          |            |              |            |              | Outbound     |          |            |                     |            |               |
|-----------------|--------------|----------|------------|--------------|------------|--------------|--------------|----------|------------|---------------------|------------|---------------|
| <b>FOREIGN</b>  |              |          |            |              |            |              |              |          |            |                     |            |               |
| 27              | 14           | 6        | 8          | —            | —          | —            | 15           | 4        | 11         | —                   | —          | —             |
| 26              | 16           | 6        | 10         | —            | —          | —            | 17           | 5        | 12         | —                   | —          | —             |
| 25              | 9            | 2        | 7          | —            | —          | —            | 13           | 5        | 8          | —                   | —          | —             |
| 24              | 9            | 4        | 5          | —            | —          | —            | 8            | 1        | 7          | —                   | —          | —             |
| 23              | 7            | 4        | 1          | 1            | 1          | —            | 11           | 6        | 5          | —                   | —          | —             |
| ≤ 22            | 31           | 9        | 11         | 6            | 1          | 4            | 24           | 6        | 16         | 1                   | —          | 1             |
| <b>DOMESTIC</b> |              |          |            |              |            |              |              |          |            |                     |            |               |
| <b>Total</b>    | <b>6,268</b> | <b>1</b> | <b>190</b> | <b>4,155</b> | <b>417</b> | <b>1,505</b> | <b>6,296</b> | <b>—</b> | <b>188</b> | <b>4,172</b>        | <b>415</b> | <b>1,521</b>  |
| 49              | 2            | —        | 2          | —            | —          | —            | 1            | —        | 1          | —                   | —          | —             |
| 48              | 1            | —        | 1          | —            | —          | —            | —            | —        | —          | —                   | —          | —             |
| 46              | 1            | —        | 1          | —            | —          | —            | —            | —        | —          | —                   | —          | —             |
| 45              | 8            | —        | 8          | —            | —          | —            | 1            | —        | 1          | —                   | —          | —             |
| 44              | 15           | —        | 15         | —            | —          | —            | —            | —        | —          | —                   | —          | —             |
| 43              | 7            | —        | 7          | —            | —          | —            | —            | —        | —          | —                   | —          | —             |
| 41              | 3            | —        | 3          | —            | —          | —            | 1            | —        | 1          | —                   | —          | —             |
| 40              | 9            | —        | 9          | —            | —          | —            | 3            | —        | 3          | —                   | —          | —             |
| 39              | 3            | —        | 3          | —            | —          | —            | —            | —        | —          | —                   | —          | —             |
| 38              | 6            | —        | 6          | —            | —          | —            | 1            | —        | 1          | —                   | —          | —             |
| 37              | 8            | —        | 8          | —            | —          | —            | 5            | —        | 5          | —                   | —          | —             |
| 36              | 3            | —        | 3          | —            | —          | —            | 18           | —        | 18         | —                   | —          | —             |
| 35              | 5            | —        | 5          | —            | —          | —            | 16           | —        | 16         | —                   | —          | —             |
| 34              | 8            | —        | 8          | —            | —          | —            | 5            | —        | 5          | —                   | —          | —             |
| 33              | 3            | —        | 3          | —            | —          | —            | 6            | —        | 6          | —                   | —          | —             |
| 32              | 10           | —        | 10         | —            | —          | —            | 12           | —        | 12         | —                   | —          | —             |
| 31              | 7            | —        | 7          | —            | —          | —            | 15           | —        | 15         | —                   | —          | —             |
| 30              | 11           | —        | 11         | —            | —          | —            | 18           | —        | 18         | —                   | —          | —             |
| 29              | 4            | —        | 4          | —            | —          | —            | 12           | —        | 12         | —                   | —          | —             |
| 28              | 6            | —        | 6          | —            | —          | —            | 3            | —        | 3          | —                   | —          | —             |
| 27              | 5            | —        | 5          | —            | —          | —            | 11           | —        | 11         | —                   | —          | —             |
| 26              | 3            | —        | 3          | —            | —          | —            | 3            | —        | 3          | —                   | —          | —             |
| 25              | 6            | —        | 6          | —            | —          | —            | 4            | —        | 4          | —                   | —          | —             |
| 24              | 1            | 1        | —          | —            | —          | —            | 1            | —        | 1          | —                   | —          | —             |
| 23              | 2            | —        | 2          | —            | —          | —            | 4            | —        | 4          | —                   | —          | —             |
| ≤ 22            | 6,131        | —        | 54         | 4,155        | 417        | 1,505        | 6,156        | —        | 48         | 4,172               | 415        | 1,521         |
|                 |              |          |            |              |            |              |              |          |            | <b>Total trips:</b> |            | <b>13,096</b> |

**SAN PABLO BAY AND MARE ISLAND STRAIT, CA**

|                    | Upbound      |              |            |              |            |            | Downbound    |              |            |              |            |            |
|--------------------|--------------|--------------|------------|--------------|------------|------------|--------------|--------------|------------|--------------|------------|------------|
| <b>Grand Total</b> | <b>7,091</b> | <b>4,082</b> | <b>445</b> | <b>1,484</b> | <b>679</b> | <b>401</b> | <b>7,036</b> | <b>4,091</b> | <b>425</b> | <b>1,402</b> | <b>676</b> | <b>442</b> |
| <b>FOREIGN</b>     |              |              |            |              |            |            |              |              |            |              |            |            |
| <b>Total</b>       | <b>525</b>   | <b>269</b>   | <b>252</b> | <b>2</b>     | <b>1</b>   | <b>1</b>   | <b>529</b>   | <b>274</b>   | <b>252</b> | <b>2</b>     | <b>1</b>   | <b>—</b>   |
| 42                 | 2            | —            | 2          | —            | —          | —          | —            | —            | —          | —            | —          | —          |
| 41                 | 5            | —            | 5          | —            | —          | —          | —            | —            | —          | —            | —          | —          |
| 39                 | —            | —            | —          | —            | —          | —          | 1            | —            | 1          | —            | —          | —          |
| 38                 | 6            | —            | 6          | —            | —          | —          | 1            | —            | 1          | —            | —          | —          |
| 37                 | 39           | —            | 39         | —            | —          | —          | 6            | —            | 6          | —            | —          | —          |
| 36                 | 16           | —            | 16         | —            | —          | —          | 2            | —            | 2          | —            | —          | —          |
| 35                 | 8            | —            | 8          | —            | —          | —          | 4            | —            | 4          | —            | —          | —          |
| 34                 | 12           | 5            | 7          | —            | —          | —          | 10           | 8            | 2          | —            | —          | —          |
| 33                 | 18           | 11           | 7          | —            | —          | —          | 13           | 6            | 7          | —            | —          | —          |
| 32                 | 29           | 16           | 13         | —            | —          | —          | 21           | 7            | 14         | —            | —          | —          |
| 31                 | 50           | 36           | 14         | —            | —          | —          | 25           | 11           | 14         | —            | —          | —          |
| 30                 | 29           | 18           | 11         | —            | —          | —          | 36           | 20           | 16         | —            | —          | —          |
| 29                 | 39           | 16           | 23         | —            | —          | —          | 12           | 6            | 6          | —            | —          | —          |
| 28                 | 39           | 13           | 26         | —            | —          | —          | 68           | 27           | 41         | —            | —          | —          |
| 27                 | 39           | 20           | 19         | —            | —          | —          | 49           | 19           | 30         | —            | —          | —          |
| 26                 | 46           | 22           | 24         | —            | —          | —          | 55           | 22           | 33         | —            | —          | —          |
| 25                 | 34           | 25           | 9          | —            | —          | —          | 53           | 37           | 16         | —            | —          | —          |
| 24                 | 27           | 16           | 11         | —            | —          | —          | 41           | 29           | 12         | —            | —          | —          |
| 23                 | 14           | 8            | 6          | —            | —          | —          | 19           | 13           | 6          | —            | —          | —          |
| ≤ 22               | 73           | 63           | 6          | 2            | 1          | 1          | 113          | 69           | 41         | 2            | 1          | —          |

Trips and Drafts of Vessels, 2002  
(draft in feet)

| Draft | Self Propelled Vessels |                  |        |            | Non-Self Propelled Vessels |        | Self Propelled Vessels |                  |        |            | Non-Self Propelled Vessels |        |
|-------|------------------------|------------------|--------|------------|----------------------------|--------|------------------------|------------------|--------|------------|----------------------------|--------|
|       | Total                  | Pass & Dry Cargo | Tanker | Tow or Tug | Dry Cargo                  | Tanker | Total                  | Pass & Dry Cargo | Tanker | Tow or Tug | Dry Cargo                  | Tanker |

**SAN PABLO BAY AND MARE ISLAND STRAIT, CA - continued**  
Upbound

Downbound

DOMESTIC

|              |              |              |            |              |            |            |              |              |            |                     |            |               |
|--------------|--------------|--------------|------------|--------------|------------|------------|--------------|--------------|------------|---------------------|------------|---------------|
| <b>Total</b> | <b>6,566</b> | <b>3,813</b> | <b>193</b> | <b>1,482</b> | <b>678</b> | <b>400</b> | <b>6,507</b> | <b>3,817</b> | <b>173</b> | <b>1,400</b>        | <b>675</b> | <b>442</b>    |
| 45           | 4            | —            | 4          | —            | —          | —          | 1            | —            | 1          | —                   | —          | —             |
| 41           | 1            | —            | 1          | —            | —          | —          | —            | —            | —          | —                   | —          | —             |
| 40           | 14           | —            | 14         | —            | —          | —          | 6            | —            | 6          | —                   | —          | —             |
| 39           | 18           | —            | 18         | —            | —          | —          | —            | —            | —          | —                   | —          | —             |
| 38           | 12           | —            | 12         | —            | —          | —          | 3            | —            | 3          | —                   | —          | —             |
| 37           | 10           | —            | 10         | —            | —          | —          | 7            | —            | 7          | —                   | —          | —             |
| 36           | 2            | —            | 2          | —            | —          | —          | 2            | —            | 2          | —                   | —          | —             |
| 35           | 2            | —            | 2          | —            | —          | —          | 5            | —            | 5          | —                   | —          | —             |
| 34           | 2            | —            | 2          | —            | —          | —          | 1            | —            | 1          | —                   | —          | —             |
| 33           | 4            | —            | 4          | —            | —          | —          | 2            | —            | 2          | —                   | —          | —             |
| 32           | 13           | —            | 13         | —            | —          | —          | 6            | —            | 6          | —                   | —          | —             |
| 31           | 20           | —            | 20         | —            | —          | —          | 4            | —            | 4          | —                   | —          | —             |
| 30           | 25           | —            | 25         | —            | —          | —          | 14           | —            | 14         | —                   | —          | —             |
| 29           | 14           | —            | 14         | —            | —          | —          | 3            | —            | 3          | —                   | —          | —             |
| 28           | 3            | —            | 3          | —            | —          | —          | 1            | —            | 1          | —                   | —          | —             |
| 27           | 2            | —            | 2          | —            | —          | —          | 37           | —            | 37         | —                   | —          | —             |
| 26           | 10           | —            | 3          | —            | —          | 7          | 17           | —            | 3          | —                   | —          | 14            |
| 25           | 2            | —            | 2          | —            | —          | —          | 10           | —            | 10         | —                   | —          | —             |
| 24           | 1            | —            | 1          | —            | —          | —          | 1            | —            | 1          | —                   | —          | —             |
| 23           | 6            | —            | 6          | —            | —          | —          | 8            | —            | 8          | —                   | —          | —             |
| ≤ 22         | 6,401        | 3,813        | 35         | 1,482        | 678        | 393        | 6,379        | 3,817        | 59         | 1,400               | 675        | 428           |
|              |              |              |            |              |            |            |              |              |            | <b>Total trips:</b> |            | <b>14,127</b> |

**CARQUINEZ STRAIT, CA**

Upbound

Downbound

|                    |              |            |            |              |            |            |              |            |            |              |            |            |
|--------------------|--------------|------------|------------|--------------|------------|------------|--------------|------------|------------|--------------|------------|------------|
| <b>Grand Total</b> | <b>2,909</b> | <b>269</b> | <b>417</b> | <b>1,508</b> | <b>423</b> | <b>292</b> | <b>2,684</b> | <b>274</b> | <b>404</b> | <b>1,296</b> | <b>421</b> | <b>289</b> |
|--------------------|--------------|------------|------------|--------------|------------|------------|--------------|------------|------------|--------------|------------|------------|

FOREIGN

|              |            |            |            |          |          |          |            |            |            |          |          |          |
|--------------|------------|------------|------------|----------|----------|----------|------------|------------|------------|----------|----------|----------|
| <b>Total</b> | <b>507</b> | <b>269</b> | <b>234</b> | <b>2</b> | <b>1</b> | <b>1</b> | <b>511</b> | <b>274</b> | <b>235</b> | <b>1</b> | <b>1</b> | <b>—</b> |
| 39           | —          | —          | —          | —        | —        | —        | 1          | —          | 1          | —        | —        | —        |
| 38           | 5          | —          | 5          | —        | —        | —        | 1          | —          | 1          | —        | —        | —        |
| 37           | —          | —          | 37         | —        | —        | —        | 5          | —          | 5          | —        | —        | —        |
| 36           | 15         | —          | 15         | —        | —        | —        | 2          | —          | 2          | —        | —        | —        |
| 35           | 6          | —          | 6          | —        | —        | —        | 4          | —          | 4          | —        | —        | —        |
| 34           | 12         | 5          | 7          | —        | —        | —        | 10         | 8          | 2          | —        | —        | —        |
| 33           | 18         | 11         | 7          | —        | —        | —        | 11         | 6          | 5          | —        | —        | —        |
| 32           | 29         | 16         | 13         | —        | —        | —        | 20         | 7          | 13         | —        | —        | —        |
| 31           | 49         | 36         | 13         | —        | —        | —        | 25         | 11         | 14         | —        | —        | —        |
| 30           | 29         | 18         | 11         | —        | —        | —        | 35         | 20         | 15         | —        | —        | —        |
| 29           | 39         | 16         | 23         | —        | —        | —        | 12         | 6          | 6          | —        | —        | —        |
| 28           | 38         | 13         | 25         | —        | —        | —        | 63         | 27         | 36         | —        | —        | —        |
| 27           | 38         | 20         | 18         | —        | —        | —        | 45         | 19         | 26         | —        | —        | —        |
| 26           | 46         | 22         | 24         | —        | —        | —        | 55         | 22         | 33         | —        | —        | —        |
| 25           | 33         | 25         | 8          | —        | —        | —        | 52         | 37         | 15         | —        | —        | —        |
| 24           | 27         | 16         | 11         | —        | —        | —        | 40         | 29         | 11         | —        | —        | —        |
| 23           | 14         | 8          | 6          | —        | —        | —        | 19         | 13         | 6          | —        | —        | —        |
| ≤ 22         | 72         | 63         | 5          | 2        | 1        | 1        | 111        | 69         | 40         | 1        | 1        | —        |

DOMESTIC

|              |              |          |            |              |            |            |              |          |            |              |            |            |
|--------------|--------------|----------|------------|--------------|------------|------------|--------------|----------|------------|--------------|------------|------------|
| <b>Total</b> | <b>2,402</b> | <b>—</b> | <b>183</b> | <b>1,506</b> | <b>422</b> | <b>291</b> | <b>2,173</b> | <b>—</b> | <b>169</b> | <b>1,295</b> | <b>420</b> | <b>289</b> |
| 45           | 4            | —        | 4          | —            | —          | —          | 1            | —        | 1          | —            | —          | —          |
| 41           | 1            | —        | 1          | —            | —          | —          | —            | —        | —          | —            | —          | —          |
| 40           | 14           | —        | 14         | —            | —          | —          | 6            | —        | 6          | —            | —          | —          |
| 39           | 18           | —        | 18         | —            | —          | —          | —            | —        | —          | —            | —          | —          |
| 38           | 12           | —        | 12         | —            | —          | —          | 3            | —        | 3          | —            | —          | —          |
| 37           | 10           | —        | 10         | —            | —          | —          | 7            | —        | 7          | —            | —          | —          |
| 36           | 2            | —        | 2          | —            | —          | —          | 3            | —        | 3          | —            | —          | —          |
| 35           | 2            | —        | 2          | —            | —          | —          | 6            | —        | 6          | —            | —          | —          |
| 34           | 2            | —        | 2          | —            | —          | —          | 1            | —        | 1          | —            | —          | —          |
| 33           | 4            | —        | 4          | —            | —          | —          | 1            | —        | 1          | —            | —          | —          |
| 32           | 16           | —        | 16         | —            | —          | —          | 4            | —        | 4          | —            | —          | —          |
| 31           | 18           | —        | 18         | —            | —          | —          | 5            | —        | 5          | —            | —          | —          |
| 30           | 25           | —        | 25         | —            | —          | —          | 14           | —        | 14         | —            | —          | —          |
| 29           | 13           | —        | 13         | —            | —          | —          | 2            | —        | 2          | —            | —          | —          |

Trips and Drafts of Vessels, 2002  
(draft in feet)

| Draft | Self Propelled Vessels |                  |        |            | Non-Self Propelled Vessels |        | Self Propelled Vessels |                  |        |            | Non-Self Propelled Vessels |        |
|-------|------------------------|------------------|--------|------------|----------------------------|--------|------------------------|------------------|--------|------------|----------------------------|--------|
|       | Total                  | Pass & Dry Cargo | Tanker | Tow or Tug | Dry Cargo                  | Tanker | Total                  | Pass & Dry Cargo | Tanker | Tow or Tug | Dry Cargo                  | Tanker |

**CARQUINEZ STRAIT, CA - continued**

|                 | Upbound |   |    |       |     |     | Downbound |   |    |                     |     |              |
|-----------------|---------|---|----|-------|-----|-----|-----------|---|----|---------------------|-----|--------------|
| <b>DOMESTIC</b> |         |   |    |       |     |     |           |   |    |                     |     |              |
| 28              | 4       | — | 4  | —     | —   | —   | —         | — | —  | —                   | —   | —            |
| 27              | 2       | — | 2  | —     | —   | —   | 38        | — | 38 | —                   | —   | —            |
| 26              | 6       | — | 2  | —     | —   | 4   | 9         | — | 2  | —                   | —   | 7            |
| 25              | 2       | — | 2  | —     | —   | —   | 9         | — | 9  | —                   | —   | —            |
| 24              | 1       | — | 1  | —     | —   | —   | 2         | — | 2  | —                   | —   | —            |
| 23              | 6       | — | 6  | —     | —   | —   | 5         | — | 5  | —                   | —   | —            |
| ≤ 22            | 2,240   | — | 25 | 1,506 | 422 | 287 | 2,057     | — | 60 | 1,295               | 420 | 282          |
|                 |         |   |    |       |     |     |           |   |    | <b>Total trips:</b> |     | <b>5,593</b> |

**SUISUN BAY CHANNEL, CA**

|                    | Upbound      |            |            |            |            |            | Downbound    |            |            |                     |            |              |
|--------------------|--------------|------------|------------|------------|------------|------------|--------------|------------|------------|---------------------|------------|--------------|
| <b>Grand Total</b> | <b>1,742</b> | <b>201</b> | <b>123</b> | <b>854</b> | <b>452</b> | <b>112</b> | <b>1,763</b> | <b>210</b> | <b>133</b> | <b>843</b>          | <b>452</b> | <b>125</b>   |
| <b>FOREIGN</b>     |              |            |            |            |            |            |              |            |            |                     |            |              |
| <b>Total</b>       | <b>296</b>   | <b>201</b> | <b>93</b>  | <b>1</b>   | <b>1</b>   | <b>—</b>   | <b>313</b>   | <b>210</b> | <b>101</b> | <b>1</b>            | <b>1</b>   | <b>—</b>     |
| 39                 | —            | —          | —          | —          | —          | —          | 1            | —          | 1          | —                   | —          | —            |
| 38                 | 1            | —          | 1          | —          | —          | —          | —            | —          | —          | —                   | —          | —            |
| 37                 | 7            | —          | 7          | —          | —          | —          | —            | —          | —          | —                   | —          | —            |
| 36                 | 3            | —          | 3          | —          | —          | —          | —            | —          | —          | —                   | —          | —            |
| 35                 | —            | —          | —          | —          | —          | —          | 1            | —          | 1          | —                   | —          | —            |
| 34                 | 2            | 1          | 1          | —          | —          | —          | 8            | 8          | —          | —                   | —          | —            |
| 33                 | 12           | 8          | 4          | —          | —          | —          | 6            | 5          | 1          | —                   | —          | —            |
| 32                 | 18           | 13         | 5          | —          | —          | —          | 7            | 5          | 2          | —                   | —          | —            |
| 31                 | 37           | 31         | 6          | —          | —          | —          | 12           | 6          | 6          | —                   | —          | —            |
| 30                 | 20           | 14         | 6          | —          | —          | —          | 22           | 18         | 4          | —                   | —          | —            |
| 29                 | 20           | 12         | 8          | —          | —          | —          | 6            | 5          | 1          | —                   | —          | —            |
| 28                 | 25           | 9          | 16         | —          | —          | —          | 32           | 25         | 7          | —                   | —          | —            |
| 27                 | 18           | 11         | 7          | —          | —          | —          | 24           | 14         | 10         | —                   | —          | —            |
| 26                 | 28           | 18         | 10         | —          | —          | —          | 35           | 16         | 19         | —                   | —          | —            |
| 25                 | 22           | 17         | 5          | —          | —          | —          | 39           | 29         | 10         | —                   | —          | —            |
| 24                 | 18           | 11         | 7          | —          | —          | —          | 25           | 21         | 4          | —                   | —          | —            |
| 23                 | 9            | 4          | 5          | —          | —          | —          | 12           | 9          | 3          | —                   | —          | —            |
| 22                 | 10           | 10         | —          | —          | —          | —          | 25           | 13         | 12         | —                   | —          | —            |
| 21                 | 9            | 8          | 1          | —          | —          | —          | 19           | 16         | 3          | —                   | —          | —            |
| 20                 | 14           | 14         | —          | —          | —          | —          | 15           | 10         | 5          | —                   | —          | —            |
| 19                 | 11           | 11         | —          | —          | —          | —          | 10           | 3          | 7          | —                   | —          | —            |
| ≤ 18               | 12           | 9          | 1          | 1          | 1          | —          | 14           | 7          | 5          | 1                   | 1          | —            |
| <b>DOMESTIC</b>    |              |            |            |            |            |            |              |            |            |                     |            |              |
| <b>Total</b>       | <b>1,446</b> | <b>—</b>   | <b>30</b>  | <b>853</b> | <b>451</b> | <b>112</b> | <b>1,450</b> | <b>—</b>   | <b>32</b>  | <b>842</b>          | <b>451</b> | <b>125</b>   |
| 39                 | 3            | —          | 3          | —          | —          | —          | —            | —          | —          | —                   | —          | —            |
| 38                 | 4            | —          | 4          | —          | —          | —          | 1            | —          | 1          | —                   | —          | —            |
| 37                 | 5            | —          | 5          | —          | —          | —          | 7            | —          | 7          | —                   | —          | —            |
| 36                 | —            | —          | —          | —          | —          | —          | 1            | —          | 1          | —                   | —          | —            |
| 35                 | 1            | —          | 1          | —          | —          | —          | 3            | —          | 3          | —                   | —          | —            |
| 33                 | —            | —          | —          | —          | —          | —          | 2            | —          | 2          | —                   | —          | —            |
| 30                 | 1            | —          | 1          | —          | —          | —          | 2            | —          | 2          | —                   | —          | —            |
| 29                 | 2            | —          | 2          | —          | —          | —          | 2            | —          | 2          | —                   | —          | —            |
| 28                 | 1            | —          | 1          | —          | —          | —          | —            | —          | —          | —                   | —          | —            |
| 27                 | 1            | —          | 1          | —          | —          | —          | 1            | —          | 1          | —                   | —          | —            |
| 26                 | 1            | —          | —          | —          | —          | 1          | 1            | —          | —          | —                   | —          | 1            |
| 25                 | —            | —          | —          | —          | —          | —          | 1            | —          | 1          | —                   | —          | —            |
| 22                 | 1            | —          | 1          | —          | —          | —          | 1            | —          | 1          | —                   | —          | —            |
| 21                 | 5            | —          | —          | —          | —          | 5          | 4            | —          | —          | —                   | —          | 4            |
| 20                 | 19           | —          | —          | 15         | —          | 4          | 15           | —          | —          | 14                  | —          | 1            |
| 19                 | 5            | —          | —          | 2          | —          | 3          | 6            | —          | —          | 2                   | —          | 4            |
| ≤ 18               | 1,397        | —          | 11         | 836        | 451        | 99         | 1,403        | —          | 11         | 826                 | 451        | 115          |
|                    |              |            |            |            |            |            |              |            |            | <b>Total trips:</b> |            | <b>3,505</b> |



Trips and Drafts of Vessels, 2002  
(draft in feet)

| Draft | Self Propelled Vessels |                  |        |            | Non-Self Propelled Vessels |        | Self Propelled Vessels |                  |        |            | Non-Self Propelled Vessels |        |
|-------|------------------------|------------------|--------|------------|----------------------------|--------|------------------------|------------------|--------|------------|----------------------------|--------|
|       | Total                  | Pass & Dry Cargo | Tanker | Tow or Tug | Dry Cargo                  | Tanker | Total                  | Pass & Dry Cargo | Tanker | Tow or Tug | Dry Cargo                  | Tanker |

**PETALUMA RIVER, CA**

|                    | Upbound    |     |     |            |            |     | Downbound  |     |     |                     |            |              |
|--------------------|------------|-----|-----|------------|------------|-----|------------|-----|-----|---------------------|------------|--------------|
| <b>Grand Total</b> | <b>549</b> | --- | --- | <b>180</b> | <b>369</b> | --- | <b>559</b> | --- | --- | <b>184</b>          | <b>375</b> | ---          |
| <b>DOMESTIC</b>    |            |     |     |            |            |     |            |     |     |                     |            |              |
| <b>Total</b>       | <b>549</b> | --- | --- | <b>180</b> | <b>369</b> | --- | <b>559</b> | --- | --- | <b>184</b>          | <b>375</b> | ---          |
| 13                 | 87         | --- | --- | ---        | 87         | --- | ---        | --- | --- | ---                 | ---        | ---          |
| 12                 | 23         | --- | --- | 2          | 21         | --- | 2          | --- | --- | 2                   | ---        | ---          |
| 11                 | 1          | --- | --- | ---        | 1          | --- | ---        | --- | --- | ---                 | ---        | ---          |
| 10                 | 2          | --- | --- | ---        | 2          | --- | ---        | --- | --- | ---                 | ---        | ---          |
| 9                  | 121        | --- | --- | 111        | 10         | --- | 111        | --- | --- | 111                 | ---        | ---          |
| 8                  | 22         | --- | --- | ---        | ---        | --- | 18         | --- | --- | 18                  | ---        | ---          |
| 7                  | 3          | --- | --- | 3          | ---        | --- | 23         | --- | --- | 13                  | 10         | ---          |
| 6                  | 42         | --- | --- | 42         | ---        | --- | 104        | --- | --- | 40                  | 64         | ---          |
| 5                  | 23         | --- | --- | ---        | 23         | --- | 29         | --- | --- | ---                 | 29         | ---          |
| 4                  | 8          | --- | --- | ---        | 8          | --- | 44         | --- | --- | ---                 | 44         | ---          |
| 3                  | 3          | --- | --- | ---        | 3          | --- | 160        | --- | --- | ---                 | 160        | ---          |
| 2                  | 214        | --- | --- | ---        | 214        | --- | 68         | --- | --- | ---                 | 68         | ---          |
|                    |            |     |     |            |            |     |            |     |     | <b>Total trips:</b> |            | <b>1,108</b> |

**HUMBOLDT HARBOR AND BAY, CA**

|                    | Inbound    |           |     |            |           |           | Outbound   |           |     |                     |           |            |
|--------------------|------------|-----------|-----|------------|-----------|-----------|------------|-----------|-----|---------------------|-----------|------------|
| <b>Grand Total</b> | <b>241</b> | <b>31</b> | --- | <b>105</b> | <b>69</b> | <b>36</b> | <b>223</b> | <b>31</b> | --- | <b>101</b>          | <b>66</b> | <b>25</b>  |
| <b>FOREIGN</b>     |            |           |     |            |           |           |            |           |     |                     |           |            |
| <b>Total</b>       | <b>53</b>  | <b>31</b> | --- | <b>9</b>   | <b>13</b> | ---       | <b>67</b>  | <b>31</b> | --- | <b>18</b>           | <b>18</b> | ---        |
| 37                 | ---        | ---       | --- | ---        | ---       | ---       | 1          | 1         | --- | ---                 | ---       | ---        |
| 35                 | ---        | ---       | --- | ---        | ---       | ---       | 1          | 1         | --- | ---                 | ---       | ---        |
| 34                 | ---        | ---       | --- | ---        | ---       | ---       | 1          | 1         | --- | ---                 | ---       | ---        |
| 33                 | 1          | 1         | --- | ---        | ---       | ---       | 4          | 4         | --- | ---                 | ---       | ---        |
| 32                 | 1          | 1         | --- | ---        | ---       | ---       | 2          | 2         | --- | ---                 | ---       | ---        |
| 31                 | 2          | 2         | --- | ---        | ---       | ---       | 1          | 1         | --- | ---                 | ---       | ---        |
| 30                 | 3          | 3         | --- | ---        | ---       | ---       | 2          | 2         | --- | ---                 | ---       | ---        |
| 29                 | 1          | 1         | --- | ---        | ---       | ---       | 2          | 2         | --- | ---                 | ---       | ---        |
| 28                 | ---        | ---       | --- | ---        | ---       | ---       | 3          | 3         | --- | ---                 | ---       | ---        |
| 27                 | 2          | 2         | --- | ---        | ---       | ---       | ---        | ---       | --- | ---                 | ---       | ---        |
| 26                 | 4          | 4         | --- | ---        | ---       | ---       | 2          | 2         | --- | ---                 | ---       | ---        |
| 25                 | 1          | 1         | --- | ---        | ---       | ---       | 4          | 4         | --- | ---                 | ---       | ---        |
| 24                 | 2          | 2         | --- | ---        | ---       | ---       | 4          | 4         | --- | ---                 | ---       | ---        |
| 23                 | 8          | 7         | --- | ---        | 1         | ---       | 2          | 2         | --- | ---                 | ---       | ---        |
| 22                 | 5          | 2         | --- | ---        | 3         | ---       | 2          | 2         | --- | ---                 | ---       | ---        |
| 21                 | 3          | 2         | --- | ---        | 1         | ---       | 1          | ---       | --- | ---                 | 1         | ---        |
| 20                 | 5          | 2         | --- | ---        | 3         | ---       | ---        | ---       | --- | ---                 | ---       | ---        |
| 19                 | 1          | ---       | --- | ---        | 1         | ---       | 1          | ---       | --- | ---                 | 1         | ---        |
| ≤ 18               | 14         | 1         | --- | 9          | 4         | ---       | 34         | ---       | --- | 18                  | 16        | ---        |
| <b>DOMESTIC</b>    |            |           |     |            |           |           |            |           |     |                     |           |            |
| <b>Total</b>       | <b>188</b> | ---       | --- | <b>96</b>  | <b>56</b> | <b>36</b> | <b>156</b> | ---       | --- | <b>83</b>           | <b>48</b> | <b>25</b>  |
| ≤ 18               | 188        | ---       | --- | 96         | 56        | 36        | 156        | ---       | --- | 83                  | 48        | 25         |
|                    |            |           |     |            |           |           |            |           |     | <b>Total trips:</b> |           | <b>464</b> |

**BERKELEY, CA**  
No Vessel Trips Reported

**BODEGA BAY, CA**  
No Vessel Trips Reported

**CRESCENT CITY HARBOR, CA**  
No Vessel Trips Reported

Trips and Drafts of Vessels, 2002  
(draft in feet)

| Draft   | Self Propelled Vessels |                  |         |            | Non-Self Propelled Vessels |        | Self Propelled Vessels |                  |           |                     | Non-Self Propelled Vessels |        |
|---|------------------------|------------------|---------|------------|----------------------------|--------|------------------------|------------------|-----------|---------------------|----------------------------|--------|
|   | Total                  | Pass & Dry Cargo | Tanker  | Tow or Tug | Dry Cargo                  | Tanker | Total                  | Pass & Dry Cargo | Tanker    | Tow or Tug          | Dry Cargo                  | Tanker |
| <b>MONTEREY HARBOR, CA</b>                    |                        |                  |         |            |                            |        |                        |                  |           |                     |                            |        |
| No Vessel Trips Reported                      |                        |                  |         |            |                            |        |                        |                  |           |                     |                            |        |
| <b>MOSS LANDING HARBOR, CA</b>                |                        |                  |         |            |                            |        |                        |                  |           |                     |                            |        |
| No Vessel Trips Reported                      |                        |                  |         |            |                            |        |                        |                  |           |                     |                            |        |
| <b>NAPA RIVER, CA</b>                         |                        |                  |         |            |                            |        |                        |                  |           |                     |                            |        |
| (15 feet and less)                            |                        |                  |         |            |                            |        |                        |                  |           |                     |                            |        |
|   |                        |                  | Upbound |            |                            |        |                        |                  | Downbound |                     |                            |        |
| <b>Grand Total</b>                            | 126                    | —                | —       | 64         | 62                         | —      | 127                    | —                | —         | 64                  | 63                         | —      |
|   |                        |                  |         |            |                            |        |                        |                  |           | <b>Total trips:</b> |                            | 253    |
| <b>NOYO RIVER, CA</b>                         |                        |                  |         |            |                            |        |                        |                  |           |                     |                            |        |
| No Vessel Trips Reported                      |                        |                  |         |            |                            |        |                        |                  |           |                     |                            |        |
| <b>PILLAR POINT HARBOR, CA</b>                |                        |                  |         |            |                            |        |                        |                  |           |                     |                            |        |
| No Vessel Trips Reported                      |                        |                  |         |            |                            |        |                        |                  |           |                     |                            |        |
| <b>SAN RAFAEL CREEK, CA</b>                   |                        |                  |         |            |                            |        |                        |                  |           |                     |                            |        |
| No Vessel Trips Reported                      |                        |                  |         |            |                            |        |                        |                  |           |                     |                            |        |
| <b>SANTA CRUZ HARBOR, CA</b>                  |                        |                  |         |            |                            |        |                        |                  |           |                     |                            |        |
| No Vessel Trips Reported                      |                        |                  |         |            |                            |        |                        |                  |           |                     |                            |        |
| <b>SUISUN CHANNEL, CA</b>                     |                        |                  |         |            |                            |        |                        |                  |           |                     |                            |        |
| No Vessel Trips Reported                      |                        |                  |         |            |                            |        |                        |                  |           |                     |                            |        |
| <b>OTHER SAN FRANCISCO BAY AREA PORTS, CA</b> |                        |                  |         |            |                            |        |                        |                  |           |                     |                            |        |
| (37 feet and less)                            |                        |                  |         |            |                            |        |                        |                  |           |                     |                            |        |
|   |                        |                  | Inbound |            |                            |        |                        |                  | Outbound  |                     |                            |        |
| <b>Grand Total</b>                            | 24,878                 | 21,423           | 7       | 1,978      | 1,153                      | 317    | 24,830                 | 21,451           | 9         | 1,890               | 1,163                      | 317    |
|   |                        |                  |         |            |                            |        |                        |                  |           | <b>Total trips:</b> |                            | 49,708 |

Trips and Drafts of Vessels, 2002  
(draft in feet)

| Draft | Self Propelled Vessels |                  |        |            | Non-Self Propelled Vessels |        | Self Propelled Vessels |                  |        |            | Non-Self Propelled Vessels |        |
|-------|------------------------|------------------|--------|------------|----------------------------|--------|------------------------|------------------|--------|------------|----------------------------|--------|
|       | Total                  | Pass & Dry Cargo | Tanker | Tow or Tug | Dry Cargo                  | Tanker | Total                  | Pass & Dry Cargo | Tanker | Tow or Tug | Dry Cargo                  | Tanker |

**HILO HARBOR, HAWAII IS., HI**

|                    |              |            |          |            |            |            |              |            |          |            |            |            |
|--------------------|--------------|------------|----------|------------|------------|------------|--------------|------------|----------|------------|------------|------------|
|                    | Inbound      |            |          |            |            |            | Outbound     |            |          |            |            |            |
| <b>Grand Total</b> | <b>1,037</b> | <b>123</b> | <b>3</b> | <b>426</b> | <b>377</b> | <b>108</b> | <b>1,047</b> | <b>121</b> | <b>3</b> | <b>442</b> | <b>376</b> | <b>105</b> |

FOREIGN

|              |            |            |          |          |     |     |            |            |          |     |     |     |
|--------------|------------|------------|----------|----------|-----|-----|------------|------------|----------|-----|-----|-----|
| <b>Total</b> | <b>127</b> | <b>123</b> | <b>3</b> | <b>1</b> | --- | --- | <b>124</b> | <b>121</b> | <b>3</b> | --- | --- | --- |
| 33           | 1          | 1          | ---      | ---      | --- | --- | ---        | ---        | ---      | --- | --- | --- |
| 32           | 4          | 4          | ---      | ---      | --- | --- | ---        | ---        | ---      | --- | --- | --- |
| 30           | ---        | ---        | ---      | ---      | --- | --- | 1          | 1          | ---      | --- | --- | --- |
| 29           | 8          | 8          | ---      | ---      | --- | --- | 10         | 10         | ---      | --- | --- | --- |
| 28           | 16         | 16         | ---      | ---      | --- | --- | 15         | 15         | ---      | --- | --- | --- |
| 27           | 49         | 49         | ---      | ---      | --- | --- | 49         | 49         | ---      | --- | --- | --- |
| 26           | 9          | 9          | ---      | ---      | --- | --- | 9          | 9          | ---      | --- | --- | --- |
| 25           | 7          | 7          | ---      | ---      | --- | --- | 7          | 7          | ---      | --- | --- | --- |
| 24           | 11         | 11         | ---      | ---      | --- | --- | 11         | 11         | ---      | --- | --- | --- |
| 22           | 4          | 2          | 2        | ---      | --- | --- | 4          | 3          | 1        | --- | --- | --- |
| 21           | 12         | 11         | 1        | ---      | --- | --- | 13         | 13         | ---      | --- | --- | --- |
| 20           | 3          | 3          | ---      | ---      | --- | --- | 2          | 1          | 1        | --- | --- | --- |
| ≤ 18         | 3          | 2          | ---      | 1        | --- | --- | 3          | 2          | 1        | --- | --- | --- |

DOMESTIC

|              |            |     |     |            |            |            |            |     |     |            |            |            |
|--------------|------------|-----|-----|------------|------------|------------|------------|-----|-----|------------|------------|------------|
| <b>Total</b> | <b>910</b> | --- | --- | <b>425</b> | <b>377</b> | <b>108</b> | <b>923</b> | --- | --- | <b>442</b> | <b>376</b> | <b>105</b> |
| 19           | 34         | --- | --- | ---        | ---        | 34         | ---        | --- | --- | ---        | ---        | ---        |
| ≤ 18         | 876        | --- | --- | 425        | 377        | 74         | 923        | --- | --- | 442        | 376        | 105        |

**Total trips: 2,084**

**KAWAIHAE HARBOR, HAWAII IS., HI**

|                    |            |            |            |            |            |          |            |            |            |            |            |          |
|--------------------|------------|------------|------------|------------|------------|----------|------------|------------|------------|------------|------------|----------|
|                    | Inbound    |            |            |            |            |          | Outbound   |            |            |            |            |          |
| <b>Grand Total</b> | <b>861</b> | <b>---</b> | <b>---</b> | <b>378</b> | <b>474</b> | <b>9</b> | <b>888</b> | <b>---</b> | <b>---</b> | <b>374</b> | <b>506</b> | <b>8</b> |

DOMESTIC

|              |            |     |     |            |            |          |            |     |     |            |            |          |
|--------------|------------|-----|-----|------------|------------|----------|------------|-----|-----|------------|------------|----------|
| <b>Total</b> | <b>861</b> | --- | --- | <b>378</b> | <b>474</b> | <b>9</b> | <b>888</b> | --- | --- | <b>374</b> | <b>506</b> | <b>8</b> |
| 21           | 1          | --- | --- | ---        | 1          | ---      | 1          | --- | --- | ---        | 1          | ---      |
| 19           | 3          | --- | --- | ---        | ---        | 3        | ---        | --- | --- | ---        | ---        | ---      |
| ≤ 18         | 857        | --- | --- | 378        | 473        | 6        | 887        | --- | --- | 374        | 505        | 8        |

**Total trips: 1,749**

**KAHULUI HARBOR, MAUI, HI**

|                    |              |           |          |            |            |            |              |           |          |            |            |            |
|--------------------|--------------|-----------|----------|------------|------------|------------|--------------|-----------|----------|------------|------------|------------|
|                    | Inbound      |           |          |            |            |            | Outbound     |           |          |            |            |            |
| <b>Grand Total</b> | <b>1,548</b> | <b>59</b> | <b>2</b> | <b>718</b> | <b>663</b> | <b>106</b> | <b>1,583</b> | <b>60</b> | <b>2</b> | <b>751</b> | <b>665</b> | <b>105</b> |

FOREIGN

|              |           |           |          |          |          |     |           |           |          |     |     |     |
|--------------|-----------|-----------|----------|----------|----------|-----|-----------|-----------|----------|-----|-----|-----|
| <b>Total</b> | <b>66</b> | <b>59</b> | <b>2</b> | <b>3</b> | <b>2</b> | --- | <b>62</b> | <b>60</b> | <b>2</b> | --- | --- | --- |
| 30           | 2         | 2         | ---      | ---      | ---      | --- | 1         | 1         | ---      | --- | --- | --- |
| 28           | 12        | 12        | ---      | ---      | ---      | --- | 12        | 12        | ---      | --- | --- | --- |
| 27           | 37        | 37        | ---      | ---      | ---      | --- | 38        | 38        | ---      | --- | --- | --- |
| 26           | 2         | 2         | ---      | ---      | ---      | --- | 2         | 2         | ---      | --- | --- | --- |
| 25           | 4         | 1         | ---      | 2        | 1        | --- | 1         | 1         | ---      | --- | --- | --- |
| 24           | 1         | 1         | ---      | ---      | ---      | --- | ---       | ---       | ---      | --- | --- | --- |
| 22           | 2         | 1         | ---      | ---      | 1        | --- | 2         | 2         | ---      | --- | --- | --- |
| 19           | 1         | 1         | ---      | ---      | ---      | --- | 1         | 1         | ---      | --- | --- | --- |
| ≤ 18         | 5         | 2         | 2        | 1        | ---      | --- | 5         | 3         | 2        | --- | --- | --- |

DOMESTIC

|              |              |     |     |            |            |            |              |     |     |            |            |            |
|--------------|--------------|-----|-----|------------|------------|------------|--------------|-----|-----|------------|------------|------------|
| <b>Total</b> | <b>1,482</b> | --- | --- | <b>715</b> | <b>661</b> | <b>106</b> | <b>1,521</b> | --- | --- | <b>751</b> | <b>665</b> | <b>105</b> |
| 21           | 162          | --- | --- | ---        | 162        | ---        | 157          | --- | --- | ---        | 157        | ---        |
| 19           | 41           | --- | --- | ---        | ---        | 41         | ---          | --- | --- | ---        | ---        | ---        |
| ≤ 18         | 1,279        | --- | --- | 715        | 499        | 65         | 1,364        | --- | --- | 751        | 508        | 105        |

**Total trips: 3,131**

Trips and Drafts of Vessels, 2002  
(draft in feet)

| Draft                                 | Self Propelled Vessels |                  |           |              | Non-Self Propelled Vessels |            | Self Propelled Vessels |                  |           |              | Non-Self Propelled Vessels |            |
|---------------------------------------|------------------------|------------------|-----------|--------------|----------------------------|------------|------------------------|------------------|-----------|--------------|----------------------------|------------|
|                                       | Total                  | Pass & Dry Cargo | Tanker    | Tow or Tug   | Dry Cargo                  | Tanker     | Total                  | Pass & Dry Cargo | Tanker    | Tow or Tug   | Dry Cargo                  | Tanker     |
| <b>BARBERS POINT HARBOR, OAHU, HI</b> |                        |                  |           |              |                            |            |                        |                  |           |              |                            |            |
|                                       | Inbound                |                  |           |              |                            |            | Outbound               |                  |           |              |                            |            |
| <b>Grand Total</b>                    | <b>2,048</b>           | <b>12</b>        | <b>82</b> | <b>1,511</b> | <b>77</b>                  | <b>366</b> | <b>2,027</b>           | <b>13</b>        | <b>75</b> | <b>1,482</b> | <b>76</b>                  | <b>381</b> |
| <b>FOREIGN</b>                        |                        |                  |           |              |                            |            |                        |                  |           |              |                            |            |
| <b>Total</b>                          | <b>61</b>              | <b>11</b>        | <b>50</b> | —            | —                          | —          | <b>62</b>              | <b>12</b>        | <b>50</b> | —            | —                          | —          |
| 54                                    | 1                      | —                | 1         | —            | —                          | —          | —                      | —                | —         | —            | —                          | —          |
| 50                                    | 1                      | —                | 1         | —            | —                          | —          | —                      | —                | —         | —            | —                          | —          |
| 48                                    | 2                      | —                | 2         | —            | —                          | —          | —                      | —                | —         | —            | —                          | —          |
| 47                                    | 1                      | —                | 1         | —            | —                          | —          | —                      | —                | —         | —            | —                          | —          |
| 46                                    | 4                      | —                | 4         | —            | —                          | —          | 1                      | —                | 1         | —            | —                          | —          |
| 45                                    | 2                      | —                | 2         | —            | —                          | —          | —                      | —                | —         | —            | —                          | —          |
| 44                                    | 4                      | —                | 4         | —            | —                          | —          | —                      | —                | —         | —            | —                          | —          |
| 43                                    | 2                      | —                | 2         | —            | —                          | —          | —                      | —                | —         | —            | —                          | —          |
| 42                                    | 1                      | —                | 1         | —            | —                          | —          | —                      | —                | —         | —            | —                          | —          |
| 40                                    | 3                      | —                | 3         | —            | —                          | —          | —                      | —                | —         | —            | —                          | —          |
| 39                                    | 1                      | 1                | —         | —            | —                          | —          | —                      | —                | —         | —            | —                          | —          |
| 38                                    | 1                      | —                | 1         | —            | —                          | —          | —                      | —                | —         | —            | —                          | —          |
| 36                                    | 2                      | 2                | —         | —            | —                          | —          | 9                      | —                | 9         | —            | —                          | —          |
| 35                                    | 1                      | 1                | —         | —            | —                          | —          | 3                      | 1                | 2         | —            | —                          | —          |
| 34                                    | 2                      | 2                | —         | —            | —                          | —          | 2                      | —                | 2         | —            | —                          | —          |
| 33                                    | —                      | —                | —         | —            | —                          | —          | 1                      | 1                | —         | —            | —                          | —          |
| 32                                    | —                      | —                | —         | —            | —                          | —          | 1                      | 1                | —         | —            | —                          | —          |
| 31                                    | 1                      | 1                | —         | —            | —                          | —          | —                      | —                | —         | —            | —                          | —          |
| 30                                    | 2                      | —                | 2         | —            | —                          | —          | 2                      | 1                | 1         | —            | —                          | —          |
| 29                                    | —                      | —                | —         | —            | —                          | —          | 1                      | —                | 1         | —            | —                          | —          |
| 28                                    | —                      | —                | —         | —            | —                          | —          | 1                      | —                | 1         | —            | —                          | —          |
| 27                                    | —                      | —                | —         | —            | —                          | —          | 3                      | 1                | 2         | —            | —                          | —          |
| 26                                    | 2                      | 1                | 1         | —            | —                          | —          | 4                      | —                | 4         | —            | —                          | —          |
| 25                                    | —                      | —                | —         | —            | —                          | —          | 3                      | 2                | 1         | —            | —                          | —          |
| 24                                    | —                      | —                | —         | —            | —                          | —          | 1                      | 1                | —         | —            | —                          | —          |
| 23                                    | —                      | —                | —         | —            | —                          | —          | 2                      | —                | 2         | —            | —                          | —          |
| 22                                    | 1                      | 1                | —         | —            | —                          | —          | 11                     | 3                | 8         | —            | —                          | —          |
| 21                                    | —                      | —                | —         | —            | —                          | —          | 5                      | —                | 5         | —            | —                          | —          |
| 20                                    | 4                      | 2                | 2         | —            | —                          | —          | 1                      | —                | 1         | —            | —                          | —          |
| 19                                    | 1                      | —                | 1         | —            | —                          | —          | 6                      | 1                | 5         | —            | —                          | —          |
| 18                                    | 1                      | —                | 1         | —            | —                          | —          | 3                      | —                | 3         | —            | —                          | —          |
| 17                                    | —                      | —                | —         | —            | —                          | —          | 2                      | —                | 2         | —            | —                          | —          |
| 16                                    | 5                      | —                | 5         | —            | —                          | —          | —                      | —                | —         | —            | —                          | —          |
| 15                                    | 4                      | —                | 4         | —            | —                          | —          | —                      | —                | —         | —            | —                          | —          |
| 14                                    | 7                      | —                | 7         | —            | —                          | —          | —                      | —                | —         | —            | —                          | —          |
| 13                                    | 4                      | —                | 4         | —            | —                          | —          | —                      | —                | —         | —            | —                          | —          |
| ≤ 12                                  | 1                      | —                | 1         | —            | —                          | —          | —                      | —                | —         | —            | —                          | —          |
| <b>DOMESTIC</b>                       |                        |                  |           |              |                            |            |                        |                  |           |              |                            |            |
| <b>Total</b>                          | <b>1,987</b>           | <b>1</b>         | <b>32</b> | <b>1,511</b> | <b>77</b>                  | <b>366</b> | <b>1,965</b>           | <b>1</b>         | <b>25</b> | <b>1,482</b> | <b>76</b>                  | <b>381</b> |
| 50                                    | 1                      | —                | 1         | —            | —                          | —          | —                      | —                | —         | —            | —                          | —          |
| 48                                    | 2                      | —                | 2         | —            | —                          | —          | —                      | —                | —         | —            | —                          | —          |
| 47                                    | 4                      | —                | 4         | —            | —                          | —          | —                      | —                | —         | —            | —                          | —          |
| 46                                    | 2                      | —                | 2         | —            | —                          | —          | —                      | —                | —         | —            | —                          | —          |
| 45                                    | 2                      | —                | 2         | —            | —                          | —          | —                      | —                | —         | —            | —                          | —          |
| 44                                    | 2                      | —                | 2         | —            | —                          | —          | —                      | —                | —         | —            | —                          | —          |
| 43                                    | 1                      | —                | 1         | —            | —                          | —          | —                      | —                | —         | —            | —                          | —          |
| 42                                    | 1                      | —                | 1         | —            | —                          | —          | —                      | —                | —         | —            | —                          | —          |
| 41                                    | 1                      | —                | 1         | —            | —                          | —          | —                      | —                | —         | —            | —                          | —          |
| 40                                    | 6                      | —                | 6         | —            | —                          | —          | 2                      | —                | 2         | —            | —                          | —          |
| 39                                    | 2                      | —                | 2         | —            | —                          | —          | —                      | —                | —         | —            | —                          | —          |
| 38                                    | 1                      | —                | 1         | —            | —                          | —          | —                      | —                | —         | —            | —                          | —          |
| 36                                    | 2                      | —                | 2         | —            | —                          | —          | 1                      | —                | 1         | —            | —                          | —          |
| 35                                    | 1                      | —                | 1         | —            | —                          | —          | —                      | —                | —         | —            | —                          | —          |
| 34                                    | 1                      | —                | 1         | —            | —                          | —          | —                      | —                | —         | —            | —                          | —          |
| 30                                    | —                      | —                | —         | —            | —                          | —          | 1                      | —                | 1         | —            | —                          | —          |
| 29                                    | 1                      | —                | 1         | —            | —                          | —          | 1                      | —                | 1         | —            | —                          | —          |
| 28                                    | —                      | —                | —         | —            | —                          | —          | 2                      | —                | 2         | —            | —                          | —          |
| 27                                    | —                      | —                | —         | —            | —                          | —          | 3                      | —                | 3         | —            | —                          | —          |
| 25                                    | 1                      | —                | 1         | —            | —                          | —          | 7                      | —                | 7         | —            | —                          | —          |
| 22                                    | —                      | —                | —         | —            | —                          | —          | 1                      | —                | 1         | —            | —                          | —          |
| 19                                    | —                      | —                | —         | —            | —                          | —          | 97                     | —                | —         | —            | —                          | 97         |
| 18                                    | —                      | —                | —         | —            | —                          | —          | 16                     | —                | —         | —            | —                          | 16         |
| 17                                    | 8                      | —                | —         | —            | —                          | 8          | 75                     | —                | —         | —            | —                          | 75         |
| 15                                    | 69                     | —                | —         | 68           | —                          | 1          | 110                    | —                | —         | 77           | —                          | 33         |
| 14                                    | 97                     | —                | —         | 97           | —                          | —          | 77                     | —                | —         | 77           | —                          | —          |
| 13                                    | 34                     | —                | —         | 34           | —                          | —          | 43                     | —                | —         | 29           | —                          | 14         |

Trips and Drafts of Vessels, 2002  
(draft in feet)

| Draft | Self Propelled Vessels |                  |        |            | Non-Self Propelled Vessels |        | Self Propelled Vessels |                  |        |            | Non-Self Propelled Vessels |        |
|-------|------------------------|------------------|--------|------------|----------------------------|--------|------------------------|------------------|--------|------------|----------------------------|--------|
|       | Total                  | Pass & Dry Cargo | Tanker | Tow or Tug | Dry Cargo                  | Tanker | Total                  | Pass & Dry Cargo | Tanker | Tow or Tug | Dry Cargo                  | Tanker |

**BARBERS POINT HARBOR, OAHU, HI - continued**  
Inbound

Outbound

DOMESTIC

|      |       |   |   |       |    |     |       |   |   |       |                     |              |
|------|-------|---|---|-------|----|-----|-------|---|---|-------|---------------------|--------------|
| ≤ 12 | 1,748 | 1 | 1 | 1,312 | 77 | 357 | 1,529 | 1 | 7 | 1,299 | 76                  | 146          |
|      |       |   |   |       |    |     |       |   |   |       | <b>Total trips:</b> | <b>4,075</b> |

**HONOLULU HARBOR, OAHU, HI**

Inbound

Outbound

|                    |              |            |           |              |              |            |              |            |            |              |              |            |
|--------------------|--------------|------------|-----------|--------------|--------------|------------|--------------|------------|------------|--------------|--------------|------------|
| <b>Grand Total</b> | <b>6,393</b> | <b>663</b> | <b>94</b> | <b>2,950</b> | <b>2,303</b> | <b>383</b> | <b>6,366</b> | <b>677</b> | <b>100</b> | <b>2,990</b> | <b>2,221</b> | <b>378</b> |
|--------------------|--------------|------------|-----------|--------------|--------------|------------|--------------|------------|------------|--------------|--------------|------------|

FOREIGN

|              |            |            |           |           |           |          |            |            |           |           |           |          |
|--------------|------------|------------|-----------|-----------|-----------|----------|------------|------------|-----------|-----------|-----------|----------|
| <b>Total</b> | <b>555</b> | <b>377</b> | <b>90</b> | <b>71</b> | <b>17</b> | <b>—</b> | <b>559</b> | <b>391</b> | <b>96</b> | <b>56</b> | <b>16</b> | <b>—</b> |
| 48           | 2          | —          | 2         | —         | —         | —        | 4          | —          | —         | —         | —         | —        |
| 47           | 4          | —          | 4         | —         | —         | —        | —          | —          | —         | —         | —         | —        |
| 46           | 2          | —          | 2         | —         | —         | —        | —          | —          | —         | —         | —         | —        |
| 45           | 4          | —          | 4         | —         | —         | —        | —          | —          | —         | —         | —         | —        |
| 44           | 4          | —          | 4         | —         | —         | —        | —          | —          | —         | —         | —         | —        |
| 43           | 2          | —          | 2         | —         | —         | —        | —          | —          | —         | —         | —         | —        |
| 42           | 5          | —          | 5         | —         | —         | —        | 1          | —          | 1         | —         | —         | —        |
| 41           | 2          | —          | 2         | —         | —         | —        | —          | —          | —         | —         | —         | —        |
| 40           | 2          | —          | 2         | —         | —         | —        | —          | —          | —         | —         | —         | —        |
| 39           | 1          | —          | 1         | —         | —         | —        | 2          | 2          | —         | —         | —         | —        |
| 38           | 1          | —          | 1         | —         | —         | —        | 4          | —          | 4         | —         | —         | —        |
| 37           | 7          | 1          | 6         | —         | —         | —        | 2          | 1          | 1         | —         | —         | —        |
| 36           | 8          | 8          | —         | —         | —         | —        | 6          | 1          | 5         | —         | —         | —        |
| 35           | 7          | 5          | 2         | —         | —         | —        | 7          | 5          | 2         | —         | —         | —        |
| 34           | 9          | 8          | 1         | —         | —         | —        | 13         | 8          | 5         | —         | —         | —        |
| 33           | 11         | 10         | 1         | —         | —         | —        | 15         | 13         | 2         | —         | —         | —        |
| 32           | 14         | 14         | —         | —         | —         | —        | 25         | 20         | 5         | —         | —         | —        |
| 31           | 17         | 15         | 2         | —         | —         | —        | 18         | 17         | 1         | —         | —         | —        |
| 30           | 15         | 13         | 2         | —         | —         | —        | 10         | 8          | 2         | —         | —         | —        |
| 29           | 19         | 19         | —         | —         | —         | —        | 21         | 21         | —         | —         | —         | —        |
| 28           | 44         | 42         | 2         | —         | —         | —        | 41         | 36         | 5         | —         | —         | —        |
| 27           | 67         | 66         | 1         | —         | —         | —        | 73         | 61         | 12        | —         | —         | —        |
| 26           | 28         | 25         | 3         | —         | —         | —        | 38         | 32         | 6         | —         | —         | —        |
| 25           | 16         | 13         | 3         | —         | —         | —        | 20         | 18         | 2         | —         | —         | —        |
| 24           | 17         | 15         | 2         | —         | —         | —        | 25         | 20         | 3         | 2         | —         | —        |
| 23           | 16         | 14         | 2         | —         | —         | —        | 15         | 13         | 2         | —         | —         | —        |
| 22           | 27         | 23         | 4         | —         | —         | —        | 44         | 28         | 16        | —         | —         | —        |
| 21           | 40         | 22         | 4         | 1         | 13        | —        | 34         | 15         | 6         | —         | 13        | —        |
| 20           | 13         | 11         | 2         | —         | —         | —        | 14         | 10         | 4         | —         | —         | —        |
| 19           | 11         | 8          | 3         | —         | —         | —        | 11         | 10         | 1         | —         | —         | —        |
| ≤ 18         | 140        | 45         | 21        | 70        | 4         | —        | 120        | 52         | 11        | 54        | 3         | —        |

DOMESTIC

|              |              |            |          |              |              |            |              |            |          |              |              |            |
|--------------|--------------|------------|----------|--------------|--------------|------------|--------------|------------|----------|--------------|--------------|------------|
| <b>Total</b> | <b>5,838</b> | <b>286</b> | <b>4</b> | <b>2,879</b> | <b>2,286</b> | <b>383</b> | <b>5,807</b> | <b>286</b> | <b>4</b> | <b>2,934</b> | <b>2,205</b> | <b>378</b> |
| 48           | 1            | —          | 1        | —            | —            | —          | —            | —          | —        | —            | —            | —          |
| 40           | 1            | —          | 1        | —            | —            | —          | —            | —          | —        | —            | —            | —          |
| 39           | 1            | —          | 1        | —            | —            | —          | —            | —          | —        | —            | —            | —          |
| 38           | 2            | 2          | —        | —            | —            | —          | —            | —          | —        | —            | —            | —          |
| 37           | 2            | 1          | 1        | —            | —            | —          | 1            | —          | 1        | —            | —            | —          |
| 36           | 2            | 2          | —        | —            | —            | —          | —            | —          | —        | —            | —            | —          |
| 35           | 19           | 19         | —        | —            | —            | —          | —            | —          | —        | —            | —            | —          |
| 34           | 26           | 26         | —        | —            | —            | —          | —            | —          | —        | —            | —            | —          |
| 33           | 20           | 20         | —        | —            | —            | —          | 5            | 5          | —        | —            | —            | —          |
| 32           | 20           | 20         | —        | —            | —            | —          | 6            | 6          | —        | —            | —            | —          |
| 31           | 16           | 16         | —        | —            | —            | —          | 5            | 5          | —        | —            | —            | —          |
| 30           | 24           | 24         | —        | —            | —            | —          | 11           | 11         | —        | —            | —            | —          |
| 29           | 24           | 24         | —        | —            | —            | —          | 26           | 26         | —        | —            | —            | —          |
| 28           | 14           | 14         | —        | —            | —            | —          | 44           | 44         | —        | —            | —            | —          |
| 27           | 4            | 4          | —        | —            | —            | —          | 38           | 38         | —        | —            | —            | —          |
| 26           | 3            | 3          | —        | —            | —            | —          | 23           | 23         | —        | —            | —            | —          |
| 25           | 1            | 1          | —        | —            | —            | —          | 11           | 11         | —        | —            | —            | —          |
| 24           | 9            | 9          | —        | —            | —            | —          | 5            | 5          | —        | —            | —            | —          |
| 23           | 8            | 8          | —        | —            | —            | —          | 5            | 5          | —        | —            | —            | —          |
| 22           | 12           | 12         | —        | —            | —            | —          | 1            | 1          | —        | —            | —            | —          |
| 21           | 220          | 30         | —        | —            | 190          | —          | 168          | 2          | —        | —            | 166          | —          |
| 20           | 16           | 16         | —        | —            | —            | —          | 1            | 1          | —        | —            | —            | —          |
| 19           | 9            | 5          | —        | 4            | —            | —          | 7            | 3          | —        | 4            | —            | —          |

Trips and Drafts of Vessels, 2002  
(draft in feet)

| Draft  | Self Propelled Vessels |                  |          |            | Non-Self Propelled Vessels |           | Self Propelled Vessels |                  |          |            | Non-Self Propelled Vessels |               |
|--|------------------------|------------------|----------|------------|----------------------------|-----------|------------------------|------------------|----------|------------|----------------------------|---------------|
|  | Total                  | Pass & Dry Cargo | Tanker   | Tow or Tug | Dry Cargo                  | Tanker    | Total                  | Pass & Dry Cargo | Tanker   | Tow or Tug | Dry Cargo                  | Tanker        |
| <b>HONOLULU HARBOR, OAHU, HI - continued</b> |                        |                  |          |            |                            |           |                        |                  |          |            |                            |               |
|  | Inbound                |                  |          |            |                            |           | Outbound               |                  |          |            |                            |               |
| DOMESTIC                                     |                        |                  |          |            |                            |           |                        |                  |          |            |                            |               |
| ≤ 18   | 5,384                  | 30               | —        | 2,875      | 2,096                      | 383       | 5,450                  | 100              | 3        | 2,930      | 2,039                      | 378           |
|  |                        |                  |          |            |                            |           |                        |                  |          |            | <b>Total trips:</b>        | <b>12,759</b> |
| <b>NAWILIWILI HARBOR, KAUAI, HI</b>          |                        |                  |          |            |                            |           |                        |                  |          |            |                            |               |
|  | Inbound                |                  |          |            |                            |           | Outbound               |                  |          |            |                            |               |
| <b>Grand Total</b>                           | <b>807</b>             | <b>92</b>        | <b>1</b> | <b>268</b> | <b>411</b>                 | <b>35</b> | <b>806</b>             | <b>86</b>        | <b>1</b> | <b>261</b> | <b>426</b>                 | <b>32</b>     |
| FOREIGN                                      |                        |                  |          |            |                            |           |                        |                  |          |            |                            |               |
| <b>Total</b>                                 | <b>93</b>              | <b>92</b>        | <b>1</b> | —          | —                          | —         | <b>87</b>              | <b>86</b>        | <b>1</b> | —          | —                          | —             |
| 30   | 2                      | 2                | —        | —          | —                          | —         | 2                      | 2                | —        | —          | —                          | —             |
| 29   | 2                      | 2                | —        | —          | —                          | —         | 1                      | 1                | —        | —          | —                          | —             |
| 28   | 9                      | 9                | —        | —          | —                          | —         | 2                      | 2                | —        | —          | —                          | —             |
| 27   | 52                     | 52               | —        | —          | —                          | —         | 50                     | 50               | —        | —          | —                          | —             |
| 26   | 5                      | 5                | —        | —          | —                          | —         | 5                      | 5                | —        | —          | —                          | —             |
| 25   | 7                      | 7                | —        | —          | —                          | —         | 8                      | 8                | —        | —          | —                          | —             |
| 24   | 7                      | 7                | —        | —          | —                          | —         | 12                     | 12               | —        | —          | —                          | —             |
| 21   | 6                      | 6                | —        | —          | —                          | —         | 3                      | 3                | —        | —          | —                          | —             |
| 20   | 3                      | 2                | 1        | —          | —                          | —         | 3                      | 2                | 1        | —          | —                          | —             |
| ≤ 18   | —                      | —                | —        | —          | —                          | —         | 1                      | 1                | —        | —          | —                          | —             |
| DOMESTIC                                     |                        |                  |          |            |                            |           |                        |                  |          |            |                            |               |
| <b>Total</b>                                 | <b>714</b>             | —                | —        | <b>268</b> | <b>411</b>                 | <b>35</b> | <b>719</b>             | —                | —        | <b>261</b> | <b>426</b>                 | <b>32</b>     |
| 19   | 15                     | —                | —        | —          | —                          | 15        | —                      | —                | —        | —          | —                          | —             |
| ≤ 18   | 699                    | —                | —        | 268        | 411                        | 20        | 719                    | —                | —        | 261        | 426                        | 32            |
|  |                        |                  |          |            |                            |           |                        |                  |          |            | <b>Total trips:</b>        | <b>1,613</b>  |
| <b>HANA HARBOR, MAUI, HI</b>                 |                        |                  |          |            |                            |           |                        |                  |          |            |                            |               |
| No Vessel Trips Reported                     |                        |                  |          |            |                            |           |                        |                  |          |            |                            |               |
| <b>KAILUA HARBOR, OAHU, HI</b>               |                        |                  |          |            |                            |           |                        |                  |          |            |                            |               |
| No Vessel Trips Reported                     |                        |                  |          |            |                            |           |                        |                  |          |            |                            |               |
| <b>KALAUPAPA HARBOR, MOLOKAI, HI</b>         |                        |                  |          |            |                            |           |                        |                  |          |            |                            |               |
| (12 feet and less)                           |                        |                  |          |            |                            |           |                        |                  |          |            |                            |               |
|  | Inbound                |                  |          |            |                            |           | Outbound               |                  |          |            |                            |               |
| <b>Grand Total</b>                           | <b>4</b>               | —                | —        | <b>2</b>   | <b>2</b>                   | —         | <b>4</b>               | —                | —        | <b>2</b>   | <b>2</b>                   | —             |
|  |                        |                  |          |            |                            |           |                        |                  |          |            | <b>Total trips:</b>        | <b>8</b>      |
| <b>KAUNAKAKAI HARBOR, MOLOKAI, HI</b>        |                        |                  |          |            |                            |           |                        |                  |          |            |                            |               |
| (21 feet and less)                           |                        |                  |          |            |                            |           |                        |                  |          |            |                            |               |
|  | Inbound                |                  |          |            |                            |           | Outbound               |                  |          |            |                            |               |
| <b>Grand Total</b>                           | <b>653</b>             | —                | —        | <b>210</b> | <b>443</b>                 | —         | <b>655</b>             | —                | —        | <b>196</b> | <b>459</b>                 | —             |
|  |                        |                  |          |            |                            |           |                        |                  |          |            | <b>Total trips:</b>        | <b>1,308</b>  |
| <b>PORT ALLEN HARBOR, KAUAI, HI</b>          |                        |                  |          |            |                            |           |                        |                  |          |            |                            |               |
| (14 feet and less)                           |                        |                  |          |            |                            |           |                        |                  |          |            |                            |               |
|  | Inbound                |                  |          |            |                            |           | Outbound               |                  |          |            |                            |               |
| <b>Grand Total</b>                           | <b>31</b>              | —                | —        | <b>31</b>  | —                          | —         | <b>23</b>              | —                | —        | <b>23</b>  | —                          | —             |
|  |                        |                  |          |            |                            |           |                        |                  |          |            | <b>Total trips:</b>        | <b>54</b>     |

Trips and Drafts of Vessels, 2002  
(draft in feet)

| Draft  | Self Propelled Vessels |                  |         |            | Non-Self Propelled Vessels |        | Self Propelled Vessels |                  |          |            | Non-Self Propelled Vessels |          |
|--|------------------------|------------------|---------|------------|----------------------------|--------|------------------------|------------------|----------|------------|----------------------------|----------|
|  | Total                  | Pass & Dry Cargo | Tanker  | Tow or Tug | Dry Cargo                  | Tanker | Total                  | Pass & Dry Cargo | Tanker   | Tow or Tug | Dry Cargo                  | Tanker   |
| <b>WAKE ISLAND HARBOR, WAKE ISLAND</b><br>(17 feet and less) |                        |                  |         |            |                            |        |                        |                  |          |            |                            |          |
|  |                        |                  | Inbound |            |                            |        |                        |                  | Outbound |            |                            |          |
| <b>Grand Total</b>   | 1                      | —                | 1       | —          | —                          | —      | —                      | —                | —        | —          | —                          | —        |
|  |                        |                  |         |            |                            |        |                        |                  |          |            | <b>Total trips:</b>        | <b>1</b> |

**WELLS HARBOR, MIDWAY ISLAND**  
No Vessel Trips Reported

Trips and Drafts of Vessels, 2002  
(draft in feet)

| Draft | Self Propelled Vessels |                  |        |            | Non-Self Propelled Vessels |        | Self Propelled Vessels |                  |        |            | Non-Self Propelled Vessels |        |
|-------|------------------------|------------------|--------|------------|----------------------------|--------|------------------------|------------------|--------|------------|----------------------------|--------|
|       | Total                  | Pass & Dry Cargo | Tanker | Tow or Tug | Dry Cargo                  | Tanker | Total                  | Pass & Dry Cargo | Tanker | Tow or Tug | Dry Cargo                  | Tanker |

**COLUMBIA RIVER AND TRIBUTARIES ABOVE MCNARY LOCK AND DAM TO KENNEWICK, WA**

|                    | Upbound      |           |            |            |              |            | Downbound    |           |            |                     |              |              |
|--------------------|--------------|-----------|------------|------------|--------------|------------|--------------|-----------|------------|---------------------|--------------|--------------|
| <b>Grand Total</b> | <b>2,475</b> | <b>26</b> | <b>---</b> | <b>765</b> | <b>1,236</b> | <b>448</b> | <b>2,298</b> | <b>26</b> | <b>---</b> | <b>686</b>          | <b>1,236</b> | <b>350</b>   |
| DOMESTIC           |              |           |            |            |              |            |              |           |            |                     |              |              |
| <b>Total</b>       | <b>2,475</b> | <b>26</b> | <b>---</b> | <b>765</b> | <b>1,236</b> | <b>448</b> | <b>2,298</b> | <b>26</b> | <b>---</b> | <b>686</b>          | <b>1,236</b> | <b>350</b>   |
| 17                 | 49           | ---       | ---        | ---        | ---          | 49         | 13           | ---       | ---        | ---                 | 7            | 6            |
| 16                 | 3            | ---       | ---        | ---        | 3            | ---        | 110          | ---       | ---        | ---                 | 110          | ---          |
| 15                 | 42           | ---       | ---        | ---        | ---          | 42         | 9            | ---       | ---        | ---                 | 8            | 1            |
| 14                 | 328          | ---       | ---        | ---        | 214          | 114        | 286          | ---       | ---        | ---                 | 278          | 8            |
| 13                 | 311          | ---       | ---        | ---        | 198          | 113        | 207          | ---       | ---        | ---                 | 199          | 8            |
| ≤ 12               | 1,742        | 26        | ---        | 765        | 821          | 130        | 1,673        | 26        | ---        | 686                 | 634          | 327          |
|                    |              |           |            |            |              |            |              |           |            | <b>Total trips:</b> |              | <b>4,773</b> |

**SNAKE RIVER, OR, WA AND ID**

|                    | Upbound      |           |            |            |            |            | Downbound    |           |            |                     |              |              |
|--------------------|--------------|-----------|------------|------------|------------|------------|--------------|-----------|------------|---------------------|--------------|--------------|
| <b>Grand Total</b> | <b>2,339</b> | <b>26</b> | <b>---</b> | <b>979</b> | <b>849</b> | <b>485</b> | <b>2,532</b> | <b>26</b> | <b>---</b> | <b>855</b>          | <b>1,307</b> | <b>344</b>   |
| DOMESTIC           |              |           |            |            |            |            |              |           |            |                     |              |              |
| <b>Total</b>       | <b>2,339</b> | <b>26</b> | <b>---</b> | <b>979</b> | <b>849</b> | <b>485</b> | <b>2,532</b> | <b>26</b> | <b>---</b> | <b>855</b>          | <b>1,307</b> | <b>344</b>   |
| 17                 | 55           | ---       | ---        | ---        | ---        | 55         | 10           | ---       | ---        | ---                 | 4            | 6            |
| 16                 | 16           | ---       | ---        | ---        | 16         | ---        | 70           | ---       | ---        | ---                 | 70           | ---          |
| 15                 | 44           | ---       | ---        | ---        | ---        | 44         | 6            | ---       | ---        | ---                 | 5            | 1            |
| 14                 | 143          | ---       | ---        | ---        | 20         | 123        | 263          | ---       | ---        | ---                 | 255          | 8            |
| 13                 | 205          | ---       | ---        | ---        | 72         | 133        | 325          | ---       | ---        | ---                 | 317          | 8            |
| 12                 | 156          | ---       | ---        | 85         | 4          | 67         | 111          | ---       | ---        | 14                  | 89           | 8            |
| 11                 | 52           | ---       | ---        | 33         | 9          | 10         | 92           | ---       | ---        | 60                  | 30           | 2            |
| 10                 | 543          | 15        | ---        | 468        | 34         | 26         | 463          | 15        | ---        | 411                 | 35           | 2            |
| 9                  | 165          | ---       | ---        | 152        | 7          | 6          | 184          | ---       | ---        | 162                 | 22           | ---          |
| 8                  | 97           | ---       | ---        | 86         | 11         | ---        | 38           | ---       | ---        | 35                  | 3            | ---          |
| 7                  | 116          | 11        | ---        | 102        | ---        | 3          | 142          | 11        | ---        | 131                 | ---          | ---          |
| 6                  | 27           | ---       | ---        | 26         | ---        | 1          | 16           | ---       | ---        | 15                  | 1            | ---          |
| 5                  | 29           | ---       | ---        | 27         | ---        | 2          | 27           | ---       | ---        | 27                  | ---          | ---          |
| 4                  | 2            | ---       | ---        | ---        | ---        | 2          | 2            | ---       | ---        | ---                 | 2            | ---          |
| 3                  | 248          | ---       | ---        | ---        | 246        | 2          | 228          | ---       | ---        | ---                 | 221          | 7            |
| 2                  | 441          | ---       | ---        | ---        | 430        | 11         | 555          | ---       | ---        | ---                 | 253          | 302          |
|                    |              |           |            |            |            |            |              |           |            | <b>Total trips:</b> |              | <b>4,871</b> |



Trips and Drafts of Vessels, 2002  
(draft in feet)

| Draft | Self Propelled Vessels |                  |        |            | Non-Self Propelled Vessels |        | Self Propelled Vessels |                  |        |            | Non-Self Propelled Vessels |        |
|-------|------------------------|------------------|--------|------------|----------------------------|--------|------------------------|------------------|--------|------------|----------------------------|--------|
|       | Total                  | Pass & Dry Cargo | Tanker | Tow or Tug | Dry Cargo                  | Tanker | Total                  | Pass & Dry Cargo | Tanker | Tow or Tug | Dry Cargo                  | Tanker |

**COLUMBIA RIVER ENTRANCE, OR AND WA**  
Upbound

Downbound

|                    |              |              |            |            |            |            |              |              |            |            |            |            |
|--------------------|--------------|--------------|------------|------------|------------|------------|--------------|--------------|------------|------------|------------|------------|
| <b>Grand Total</b> | <b>2,785</b> | <b>1,511</b> | <b>157</b> | <b>592</b> | <b>302</b> | <b>223</b> | <b>2,602</b> | <b>1,532</b> | <b>147</b> | <b>478</b> | <b>274</b> | <b>171</b> |
|--------------------|--------------|--------------|------------|------------|------------|------------|--------------|--------------|------------|------------|------------|------------|

FOREIGN

|              |              |              |           |           |           |           |              |              |           |           |           |          |
|--------------|--------------|--------------|-----------|-----------|-----------|-----------|--------------|--------------|-----------|-----------|-----------|----------|
| <b>Total</b> | <b>1,741</b> | <b>1,504</b> | <b>67</b> | <b>96</b> | <b>48</b> | <b>26</b> | <b>1,732</b> | <b>1,523</b> | <b>74</b> | <b>85</b> | <b>45</b> | <b>5</b> |
| 41           | 1            | 1            | —         | —         | —         | —         | 2            | 2            | —         | —         | —         | —        |
| 40           | 1            | 1            | —         | —         | —         | —         | 44           | 43           | 1         | —         | —         | —        |
| 39           | 3            | 3            | —         | —         | —         | —         | 58           | 53           | 5         | —         | —         | —        |
| 38           | 15           | 8            | 7         | —         | —         | —         | 49           | 49           | —         | —         | —         | —        |
| 37           | 13           | 11           | 2         | —         | —         | —         | 57           | 56           | 1         | —         | —         | —        |
| 36           | 23           | 22           | 1         | —         | —         | —         | 90           | 87           | 1         | 1         | 1         | —        |
| 35           | 25           | 20           | 5         | —         | —         | —         | 69           | 69           | —         | —         | —         | —        |
| 34           | 30           | 28           | 2         | —         | —         | —         | 108          | 107          | 1         | —         | —         | —        |
| 33           | 35           | 31           | 4         | —         | —         | —         | 108          | 105          | 3         | —         | —         | —        |
| 32           | 34           | 29           | 5         | —         | —         | —         | 123          | 122          | 1         | —         | —         | —        |
| 31           | 56           | 52           | 4         | —         | —         | —         | 95           | 93           | 2         | —         | —         | —        |
| 30           | 59           | 54           | 5         | —         | —         | —         | 72           | 70           | 2         | —         | —         | —        |
| 29           | 74           | 70           | 4         | —         | —         | —         | 77           | 76           | 1         | —         | —         | —        |
| 28           | 91           | 90           | 1         | —         | —         | —         | 58           | 54           | 4         | —         | —         | —        |
| 27           | 91           | 88           | 3         | —         | —         | —         | 84           | 81           | 3         | —         | —         | —        |
| 26           | 103          | 96           | 7         | —         | —         | —         | 74           | 70           | 4         | —         | —         | —        |
| 25           | 105          | 101          | 4         | —         | —         | —         | 89           | 87           | 2         | —         | —         | —        |
| 24           | 93           | 91           | 2         | —         | —         | —         | 100          | 90           | 9         | 1         | —         | —        |
| 23           | 97           | 93           | 4         | —         | —         | —         | 52           | 50           | 2         | —         | —         | —        |
| 22           | 90           | 88           | 2         | —         | —         | —         | 45           | 38           | 7         | —         | —         | —        |
| 21           | 113          | 112          | 1         | —         | —         | —         | 30           | 25           | 5         | —         | —         | —        |
| 20           | 119          | 116          | 2         | —         | —         | 1         | 31           | 25           | 5         | 1         | —         | —        |
| 19           | 150          | 139          | —         | —         | 8         | 3         | 18           | 14           | 4         | —         | —         | —        |
| ≤ 18         | 320          | 160          | 2         | 96        | 40        | 22        | 199          | 57           | 11        | 82        | 44        | 5        |

DOMESTIC

|              |              |          |           |            |            |            |            |          |           |            |            |            |
|--------------|--------------|----------|-----------|------------|------------|------------|------------|----------|-----------|------------|------------|------------|
| <b>Total</b> | <b>1,044</b> | <b>7</b> | <b>90</b> | <b>496</b> | <b>254</b> | <b>197</b> | <b>870</b> | <b>9</b> | <b>73</b> | <b>393</b> | <b>229</b> | <b>166</b> |
| 40           | —            | —        | —         | —          | —          | —          | 2          | —        | 2         | —          | —          | —          |
| 37           | 4            | —        | 4         | —          | —          | —          | —          | —        | —         | —          | —          | —          |
| 36           | 16           | —        | 16        | —          | —          | —          | —          | —        | —         | —          | —          | —          |
| 35           | 11           | —        | 11        | —          | —          | —          | —          | —        | —         | —          | —          | —          |
| 34           | 5            | —        | 5         | —          | —          | —          | —          | —        | —         | —          | —          | —          |
| 33           | 4            | —        | 4         | —          | —          | —          | —          | —        | —         | —          | —          | —          |
| 32           | 6            | —        | 6         | —          | —          | —          | 3          | —        | 3         | —          | —          | —          |
| 31           | 2            | —        | 2         | —          | —          | —          | 2          | —        | 2         | —          | —          | —          |
| 30           | 2            | —        | 2         | —          | —          | —          | 1          | —        | 1         | —          | —          | —          |
| 29           | 2            | —        | 2         | —          | —          | —          | —          | —        | —         | —          | —          | —          |
| 28           | 5            | —        | 5         | —          | —          | —          | 2          | —        | 2         | —          | —          | —          |
| 27           | 9            | —        | 9         | —          | —          | —          | 3          | —        | 3         | —          | —          | —          |
| 26           | 11           | —        | 6         | —          | —          | 5          | —          | —        | —         | —          | —          | —          |
| 25           | 6            | —        | 6         | —          | —          | —          | 3          | —        | 3         | —          | —          | —          |
| 24           | 3            | —        | 2         | —          | —          | 1          | —          | —        | —         | —          | —          | —          |
| 23           | 1            | —        | 1         | —          | —          | —          | 1          | —        | 1         | —          | —          | —          |
| 22           | 7            | —        | 3         | —          | —          | 4          | —          | —        | —         | —          | —          | —          |
| 21           | 21           | —        | 1         | —          | 1          | 19         | 4          | —        | 1         | —          | —          | 3          |
| 20           | 66           | —        | 3         | 41         | 9          | 13         | 37         | —        | 2         | 35         | —          | —          |
| 19           | 28           | —        | —         | 18         | 1          | 9          | 24         | —        | —         | 21         | 2          | 1          |
| ≤ 18         | 835          | 7        | 2         | 437        | 243        | 146        | 788        | 9        | 53        | 337        | 227        | 162        |

**Total trips: 5,387**

**COLUMBIA RIVER, MOUTH TO INTERNATIONAL BOUNDARY**

Upbound

Downbound

|                    |               |               |            |              |              |              |               |               |            |              |              |              |
|--------------------|---------------|---------------|------------|--------------|--------------|--------------|---------------|---------------|------------|--------------|--------------|--------------|
| <b>Grand Total</b> | <b>35,664</b> | <b>21,640</b> | <b>164</b> | <b>8,119</b> | <b>4,444</b> | <b>1,297</b> | <b>35,551</b> | <b>21,660</b> | <b>150</b> | <b>8,108</b> | <b>4,527</b> | <b>1,106</b> |
|--------------------|---------------|---------------|------------|--------------|--------------|--------------|---------------|---------------|------------|--------------|--------------|--------------|

FOREIGN

|              |              |              |           |           |           |           |              |              |           |           |           |          |
|--------------|--------------|--------------|-----------|-----------|-----------|-----------|--------------|--------------|-----------|-----------|-----------|----------|
| <b>Total</b> | <b>1,738</b> | <b>1,501</b> | <b>67</b> | <b>96</b> | <b>48</b> | <b>26</b> | <b>1,730</b> | <b>1,521</b> | <b>74</b> | <b>85</b> | <b>45</b> | <b>5</b> |
| 41           | 1            | 1            | —         | —         | —         | —         | 2            | 2            | —         | —         | —         | —        |
| 40           | 1            | 1            | —         | —         | —         | —         | 44           | 43           | 1         | —         | —         | —        |
| 39           | 3            | 3            | —         | —         | —         | —         | 58           | 53           | 5         | —         | —         | —        |
| 38           | 15           | 8            | 7         | —         | —         | —         | 49           | 49           | —         | —         | —         | —        |
| 37           | 13           | 11           | 2         | —         | —         | —         | 57           | 56           | 1         | —         | —         | —        |
| 36           | 23           | 22           | 1         | —         | —         | —         | 90           | 87           | 1         | 1         | 1         | —        |

Trips and Drafts of Vessels, 2002  
(draft in feet)

| Draft  | Self Propelled Vessels |                  |           |              | Non-Self Propelled Vessels |              | Self Propelled Vessels |                  |           |              | Non-Self Propelled Vessels |              |
|--|------------------------|------------------|-----------|--------------|----------------------------|--------------|------------------------|------------------|-----------|--------------|----------------------------|--------------|
|  | Total                  | Pass & Dry Cargo | Tanker    | Tow or Tug   | Dry Cargo                  | Tanker       | Total                  | Pass & Dry Cargo | Tanker    | Tow or Tug   | Dry Cargo                  | Tanker       |
| <b>COLUMBIA RIVER, MOUTH TO INTERNATIONAL BOUNDARY - continued</b> |                        |                  |           |              |                            |              |                        |                  |           |              |                            |              |
|  | Upbound                |                  |           |              |                            |              | Downbound              |                  |           |              |                            |              |
| FOREIGN  |                        |                  |           |              |                            |              |                        |                  |           |              |                            |              |
| 35   | 25                     | 20               | 5         | —            | —                          | —            | 69                     | 69               | —         | —            | —                          | —            |
| 34   | 30                     | 28               | 2         | —            | —                          | —            | 108                    | 107              | 1         | —            | —                          | —            |
| 33   | 35                     | 31               | 4         | —            | —                          | —            | 108                    | 105              | 3         | —            | —                          | —            |
| 32   | 34                     | 29               | 5         | —            | —                          | —            | 123                    | 122              | 1         | —            | —                          | —            |
| 31   | 56                     | 52               | 4         | —            | —                          | —            | 95                     | 93               | 2         | —            | —                          | —            |
| 30   | 59                     | 54               | 5         | —            | —                          | —            | 72                     | 70               | 2         | —            | —                          | —            |
| 29   | 74                     | 70               | 4         | —            | —                          | —            | 77                     | 76               | 1         | —            | —                          | —            |
| 28   | 91                     | 90               | 1         | —            | —                          | —            | 58                     | 54               | 4         | —            | —                          | —            |
| 27   | 91                     | 88               | 3         | —            | —                          | —            | 84                     | 81               | 3         | —            | —                          | —            |
| 26   | 103                    | 96               | 7         | —            | —                          | —            | 74                     | 70               | 4         | —            | —                          | —            |
| 25   | 105                    | 101              | 4         | —            | —                          | —            | 89                     | 87               | 2         | —            | —                          | —            |
| 24   | 93                     | 91               | 2         | —            | —                          | —            | 100                    | 90               | 9         | 1            | —                          | —            |
| 23   | 97                     | 93               | 4         | —            | —                          | —            | 52                     | 50               | 2         | —            | —                          | —            |
| 22   | 90                     | 88               | 2         | —            | —                          | —            | 45                     | 38               | 7         | —            | —                          | —            |
| 21   | 113                    | 112              | 1         | —            | —                          | —            | 30                     | 25               | 5         | —            | —                          | —            |
| 20   | 119                    | 116              | 2         | —            | —                          | 1            | 31                     | 25               | 5         | 1            | —                          | —            |
| 19   | 150                    | 139              | —         | —            | 8                          | 3            | 18                     | 14               | 4         | —            | —                          | —            |
| 18   | 111                    | 101              | 1         | 1            | 5                          | 3            | 13                     | 6                | 7         | —            | —                          | —            |
| 17   | 26                     | 21               | 1         | —            | 3                          | 1            | 7                      | 5                | —         | —            | 2                          | —            |
| 16   | 56                     | 17               | —         | 21           | 15                         | 3            | 26                     | 1                | 1         | 22           | 2                          | —            |
| 15   | 38                     | 7                | —         | 26           | 4                          | 1            | 41                     | 10               | 1         | 30           | —                          | —            |
| 14   | 28                     | 3                | —         | 11           | 6                          | 8            | 16                     | 2                | 2         | 9            | 3                          | —            |
| 13   | 18                     | 2                | —         | 7            | 4                          | 5            | 5                      | 1                | —         | 4            | —                          | —            |
| 12   | 9                      | 1                | —         | 5            | 2                          | 1            | 7                      | 2                | —         | 4            | 1                          | —            |
| 11   | 2                      | 1                | —         | 1            | —                          | —            | —                      | —                | —         | —            | —                          | —            |
| 10   | 12                     | —                | —         | 12           | —                          | —            | 10                     | —                | —         | 8            | —                          | 2            |
| 9  | 9                      | 1                | —         | 8            | —                          | —            | 4                      | 1                | —         | 3            | —                          | —            |
| 8  | 5                      | 3                | —         | 2            | —                          | —            | 5                      | 1                | —         | 1            | —                          | 3            |
| 7  | 1                      | —                | —         | 1            | —                          | —            | —                      | —                | —         | —            | —                          | —            |
| 6  | 1                      | —                | —         | 1            | —                          | —            | 7                      | —                | —         | —            | 7                          | —            |
| 5  | —                      | —                | —         | —            | —                          | —            | 13                     | —                | —         | 1            | 12                         | —            |
| 4  | —                      | —                | —         | —            | —                          | —            | 11                     | —                | —         | —            | 11                         | —            |
| 3  | 1                      | —                | —         | —            | 1                          | —            | 32                     | 26               | —         | —            | 6                          | —            |
| DOMESTIC   |                        |                  |           |              |                            |              |                        |                  |           |              |                            |              |
| <b>Total</b>   | <b>33,926</b>          | <b>20,139</b>    | <b>97</b> | <b>8,023</b> | <b>4,396</b>               | <b>1,271</b> | <b>33,821</b>          | <b>20,139</b>    | <b>76</b> | <b>8,023</b> | <b>4,482</b>               | <b>1,101</b> |
| 40   | 1                      | —                | 1         | —            | —                          | —            | 2                      | —                | 2         | —            | —                          | —            |
| 38   | 1                      | —                | 1         | —            | —                          | —            | —                      | —                | —         | —            | —                          | —            |
| 37   | 5                      | —                | 5         | —            | —                          | —            | —                      | —                | —         | —            | —                          | —            |
| 36   | 16                     | —                | 16        | —            | —                          | —            | —                      | —                | —         | —            | —                          | —            |
| 35   | 11                     | —                | 11        | —            | —                          | —            | —                      | —                | —         | —            | —                          | —            |
| 34   | 5                      | —                | 5         | —            | —                          | —            | —                      | —                | —         | —            | —                          | —            |
| 33   | 4                      | —                | 4         | —            | —                          | —            | —                      | —                | —         | —            | —                          | —            |
| 32   | 6                      | —                | 6         | —            | —                          | —            | 3                      | —                | 3         | —            | —                          | —            |
| 31   | 3                      | —                | 3         | —            | —                          | —            | 2                      | —                | 2         | —            | —                          | —            |
| 30   | 5                      | —                | 5         | —            | —                          | —            | 2                      | —                | 2         | —            | —                          | —            |
| 29   | 2                      | —                | 2         | —            | —                          | —            | —                      | —                | —         | —            | —                          | —            |
| 28   | 4                      | —                | 4         | —            | —                          | —            | 2                      | —                | 2         | —            | —                          | —            |
| 27   | 9                      | —                | 9         | —            | —                          | —            | 3                      | —                | 3         | —            | —                          | —            |
| 26   | 11                     | —                | 6         | —            | —                          | 5            | —                      | —                | —         | —            | —                          | —            |
| 25   | 6                      | —                | 6         | —            | —                          | —            | 3                      | —                | 3         | —            | —                          | —            |
| 24   | 3                      | —                | 2         | —            | —                          | 1            | —                      | —                | —         | —            | —                          | —            |
| 23   | 1                      | —                | 1         | —            | —                          | —            | 1                      | —                | 1         | —            | —                          | —            |
| 22   | 7                      | —                | 3         | —            | —                          | 4            | —                      | —                | —         | —            | —                          | —            |
| 21   | 21                     | —                | 1         | —            | 1                          | 19           | 4                      | —                | 1         | —            | —                          | 3            |
| 20   | 66                     | —                | 3         | 41           | 9                          | 13           | 37                     | —                | 2         | 35           | —                          | —            |
| 19   | 36                     | —                | 1         | 25           | 1                          | 9            | 35                     | —                | 1         | 30           | 2                          | 2            |
| 18   | 54                     | —                | —         | 35           | —                          | 19           | 61                     | —                | —         | 38           | 20                         | 3            |
| 17   | 88                     | —                | —         | 14           | —                          | 74           | 44                     | —                | —         | 12           | 10                         | 22           |
| 16   | 50                     | —                | —         | 30           | 8                          | 12           | 214                    | —                | 35        | 31           | 139                        | 9            |
| 15   | 172                    | —                | —         | 109          | 7                          | 56           | 119                    | —                | 4         | 95           | 15                         | 5            |
| 14   | 328                    | —                | —         | 119          | 49                         | 160          | 628                    | —                | —         | 105          | 494                        | 29           |
| 13   | 527                    | —                | —         | 164          | 214                        | 149          | 890                    | —                | 1         | 144          | 732                        | 13           |
| 12   | 1,066                  | —                | —         | 734          | 248                        | 84           | 933                    | —                | —         | 611          | 307                        | 15           |
| 11   | 1,323                  | —                | —         | 1,056        | 217                        | 50           | 1,470                  | —                | —         | 1,060        | 385                        | 25           |
| 10   | 1,666                  | 19               | —         | 1,537        | 75                         | 35           | 1,862                  | 18               | —         | 1,500        | 333                        | 11           |
| 9  | 1,552                  | —                | 2         | 1,170        | 298                        | 82           | 1,977                  | —                | 12        | 1,705        | 177                        | 83           |
| 8  | 1,289                  | —                | —         | 931          | 279                        | 79           | 924                    | 2                | 2         | 836          | 42                         | 42           |
| 7  | 728                    | 16               | —         | 631          | 66                         | 15           | 773                    | 17               | —         | 711          | 31                         | 14           |
| 6  | 14,590                 | 13,606           | —         | 883          | 80                         | 21           | 14,381                 | 13,602           | —         | 750          | 12                         | 17           |
| 5  | 527                    | —                | —         | 508          | 3                          | 16           | 382                    | 2                | —         | 335          | 14                         | 31           |

Trips and Drafts of Vessels, 2002  
(draft in feet)

| Draft  | Self Propelled Vessels |                  |        |            | Non-Self Propelled Vessels |        | Self Propelled Vessels |                  |        |            | Non-Self Propelled Vessels |               |
|--|------------------------|------------------|--------|------------|----------------------------|--------|------------------------|------------------|--------|------------|----------------------------|---------------|
|  | Total                  | Pass & Dry Cargo | Tanker | Tow or Tug | Dry Cargo                  | Tanker | Total                  | Pass & Dry Cargo | Tanker | Tow or Tug | Dry Cargo                  | Tanker        |
| <b>COLUMBIA RIVER, MOUTH TO INTERNATIONAL BOUNDARY - continued</b> |                        |                  |        |            |                            |        |                        |                  |        |            |                            |               |
|  | Upbound                |                  |        |            |                            |        | Downbound              |                  |        |            |                            |               |
| DOMESTIC   |                        |                  |        |            |                            |        |                        |                  |        |            |                            |               |
| 4  | 144                    | —                | —      | 11         | 112                        | 21     | 203                    | —                | —      | 11         | 152                        | 40            |
| 3  | 7,316                  | 6,498            | —      | 21         | 733                        | 64     | 7,168                  | 6,498            | —      | 10         | 554                        | 106           |
| 2  | 2,268                  | —                | —      | 4          | 1,996                      | 268    | 1,680                  | —                | —      | 4          | 1,062                      | 614           |
| 1  | 15                     | —                | —      | —          | —                          | 15     | 18                     | —                | —      | —          | 1                          | 17            |
|  |                        |                  |        |            |                            |        |                        |                  |        |            | <b>Total trips:</b>        | <b>71,215</b> |

**COLUMBIA AND LOWER WILLAMETTE RIVERS BELOW VANCOUVER, WA AND PORTLAND, OR**

| Grand Total | Upbound |       |     |        |       |       | Downbound |       |     |        |       |       |
|-------------|---------|-------|-----|--------|-------|-------|-----------|-------|-----|--------|-------|-------|
|             | 26,848  | 8,067 | 175 | 11,743 | 5,136 | 1,727 | 26,617    | 8,031 | 148 | 11,695 | 5,111 | 1,632 |

FOREIGN

|              |              |              |           |           |           |           |              |              |           |           |           |          |
|--------------|--------------|--------------|-----------|-----------|-----------|-----------|--------------|--------------|-----------|-----------|-----------|----------|
| <b>Total</b> | <b>1,738</b> | <b>1,501</b> | <b>67</b> | <b>96</b> | <b>48</b> | <b>26</b> | <b>1,730</b> | <b>1,521</b> | <b>74</b> | <b>85</b> | <b>45</b> | <b>5</b> |
| 41           | 1            | 1            | —         | —         | —         | —         | 2            | 2            | —         | —         | —         | —        |
| 40           | 1            | 1            | —         | —         | —         | —         | 44           | 43           | 1         | —         | —         | —        |
| 39           | 3            | 3            | —         | —         | —         | —         | 58           | 53           | 5         | —         | —         | —        |
| 38           | 15           | 8            | 7         | —         | —         | —         | 49           | 49           | —         | —         | —         | —        |
| 37           | 13           | 11           | 2         | —         | —         | —         | 57           | 56           | 1         | —         | —         | —        |
| 36           | 23           | 22           | 1         | —         | —         | —         | 90           | 87           | 1         | 1         | 1         | —        |
| 35           | 25           | 20           | 5         | —         | —         | —         | 69           | 69           | —         | —         | —         | —        |
| 34           | 30           | 28           | 2         | —         | —         | —         | 108          | 107          | 1         | —         | —         | —        |
| 33           | 35           | 31           | 4         | —         | —         | —         | 108          | 105          | 3         | —         | —         | —        |
| 32           | 34           | 29           | 5         | —         | —         | —         | 123          | 122          | 1         | —         | —         | —        |
| 31           | 56           | 52           | 4         | —         | —         | —         | 95           | 93           | 2         | —         | —         | —        |
| 30           | 59           | 54           | 5         | —         | —         | —         | 72           | 70           | 2         | —         | —         | —        |
| 29           | 74           | 70           | 4         | —         | —         | —         | 77           | 76           | 1         | —         | —         | —        |
| 28           | 91           | 90           | 1         | —         | —         | —         | 58           | 54           | 4         | —         | —         | —        |
| 27           | 91           | 88           | 3         | —         | —         | —         | 84           | 81           | 3         | —         | —         | —        |
| 26           | 103          | 96           | 7         | —         | —         | —         | 74           | 70           | 4         | —         | —         | —        |
| 25           | 105          | 101          | 4         | —         | —         | —         | 89           | 87           | 2         | —         | —         | —        |
| 24           | 93           | 91           | 2         | —         | —         | —         | 100          | 90           | 9         | 1         | —         | —        |
| 23           | 97           | 93           | 4         | —         | —         | —         | 52           | 50           | 2         | —         | —         | —        |
| 22           | 90           | 88           | 2         | —         | —         | —         | 45           | 38           | 7         | —         | —         | —        |
| 21           | 113          | 112          | 1         | —         | —         | —         | 30           | 25           | 5         | —         | —         | —        |
| 20           | 119          | 116          | 2         | —         | —         | 1         | 31           | 25           | 5         | 1         | —         | —        |
| 19           | 150          | 139          | —         | —         | 8         | 3         | 18           | 14           | 4         | —         | —         | —        |
| ≤ 18         | 317          | 157          | 2         | 96        | 40        | 22        | 197          | 55           | 11        | 82        | 44        | 5        |

DOMESTIC

|              |               |              |            |               |              |              |               |              |           |               |                     |               |
|--------------|---------------|--------------|------------|---------------|--------------|--------------|---------------|--------------|-----------|---------------|---------------------|---------------|
| <b>Total</b> | <b>25,110</b> | <b>6,566</b> | <b>108</b> | <b>11,647</b> | <b>5,088</b> | <b>1,701</b> | <b>24,887</b> | <b>6,510</b> | <b>74</b> | <b>11,610</b> | <b>5,066</b>        | <b>1,627</b>  |
| 40           | 1             | —            | 1          | —             | —            | —            | 2             | —            | 2         | —             | —                   | —             |
| 38           | 1             | —            | 1          | —             | —            | —            | —             | —            | —         | —             | —                   | —             |
| 37           | 5             | —            | 5          | —             | —            | —            | —             | —            | —         | —             | —                   | —             |
| 36           | 16            | —            | 16         | —             | —            | —            | —             | —            | —         | —             | —                   | —             |
| 35           | 11            | —            | 11         | —             | —            | —            | —             | —            | —         | —             | —                   | —             |
| 34           | 5             | —            | 5          | —             | —            | —            | —             | —            | —         | —             | —                   | —             |
| 33           | 4             | —            | 4          | —             | —            | —            | —             | —            | —         | —             | —                   | —             |
| 32           | 6             | —            | 6          | —             | —            | —            | 3             | —            | 3         | —             | —                   | —             |
| 31           | 3             | —            | 3          | —             | —            | —            | 2             | —            | 2         | —             | —                   | —             |
| 30           | 6             | —            | 6          | —             | —            | —            | 1             | —            | 1         | —             | —                   | —             |
| 29           | 3             | —            | 3          | —             | —            | —            | —             | —            | —         | —             | —                   | —             |
| 28           | 4             | —            | 4          | —             | —            | —            | 2             | —            | 2         | —             | —                   | —             |
| 27           | 10            | —            | 10         | —             | —            | —            | 3             | —            | 3         | —             | —                   | —             |
| 26           | 11            | —            | 6          | —             | —            | 5            | —             | —            | —         | —             | —                   | —             |
| 25           | 8             | —            | 8          | —             | —            | —            | 3             | —            | 3         | —             | —                   | —             |
| 24           | 3             | —            | 2          | —             | —            | 1            | —             | —            | —         | —             | —                   | —             |
| 23           | 2             | —            | 2          | —             | —            | —            | 1             | —            | 1         | —             | —                   | —             |
| 22           | 7             | —            | 3          | —             | —            | 4            | —             | —            | —         | —             | —                   | —             |
| 21           | 21            | —            | 1          | —             | 1            | 19           | 4             | —            | 1         | —             | —                   | 3             |
| 20           | 72            | —            | 3          | 47            | 9            | 13           | 37            | —            | 2         | 35            | —                   | —             |
| 19           | 44            | —            | 1          | 25            | 1            | 17           | 34            | —            | 1         | 30            | 2                   | 1             |
| ≤ 18         | 24,867        | 6,566        | 7          | 11,575        | 5,077        | 1,642        | 24,795        | 6,510        | 53        | 11,545        | 5,064               | 1,623         |
|              |               |              |            |               |              |              |               |              |           |               | <b>Total trips:</b> | <b>53,465</b> |

Trips and Drafts of Vessels, 2002  
(draft in feet)

| Draft | Self Propelled Vessels |                  |        |            | Non-Self Propelled Vessels |        | Self Propelled Vessels |                  |        |            | Non-Self Propelled Vessels |        |
|-------|------------------------|------------------|--------|------------|----------------------------|--------|------------------------|------------------|--------|------------|----------------------------|--------|
|       | Total                  | Pass & Dry Cargo | Tanker | Tow or Tug | Dry Cargo                  | Tanker | Total                  | Pass & Dry Cargo | Tanker | Tow or Tug | Dry Cargo                  | Tanker |

**PORTS OTHER THAN PORTLAND, ASTORIA, ST. HELENS, LONGVIEW, VANCOUVER AND KALAMA**

|                    | Inbound      |   |   |              |            |           | Outbound     |   |   |                     |            |              |
|--------------------|--------------|---|---|--------------|------------|-----------|--------------|---|---|---------------------|------------|--------------|
| <b>Grand Total</b> | <b>1,864</b> | — | — | <b>1,477</b> | <b>344</b> | <b>43</b> | <b>1,856</b> | — | — | <b>1,469</b>        | <b>344</b> | <b>43</b>    |
| FOREIGN            |              |   |   |              |            |           |              |   |   |                     |            |              |
| <b>Total</b>       | <b>2</b>     | — | — | <b>1</b>     | <b>1</b>   | —         | <b>2</b>     | — | — | <b>1</b>            | <b>1</b>   | —            |
| ≤ 18               | 2            | — | — | 1            | 1          | —         | 2            | — | — | 1                   | 1          | —            |
| DOMESTIC           |              |   |   |              |            |           |              |   |   |                     |            |              |
| <b>Total</b>       | <b>1,862</b> | — | — | <b>1,476</b> | <b>343</b> | <b>43</b> | <b>1,854</b> | — | — | <b>1,468</b>        | <b>343</b> | <b>43</b>    |
| ≤ 18               | 1,862        | — | — | 1,476        | 343        | 43        | 1,854        | — | — | 1,468               | 343        | 43           |
|                    |              |   |   |              |            |           |              |   |   | <b>Total trips:</b> |            | <b>3,720</b> |

**PORT OF LONGVIEW, WA**

|                    | Inbound      |            |          |            |            |           | Outbound     |            |          |                     |            |              |
|--------------------|--------------|------------|----------|------------|------------|-----------|--------------|------------|----------|---------------------|------------|--------------|
| <b>Grand Total</b> | <b>1,417</b> | <b>221</b> | <b>5</b> | <b>794</b> | <b>316</b> | <b>81</b> | <b>1,412</b> | <b>220</b> | <b>5</b> | <b>786</b>          | <b>314</b> | <b>87</b>    |
| FOREIGN            |              |            |          |            |            |           |              |            |          |                     |            |              |
| <b>Total</b>       | <b>242</b>   | <b>219</b> | <b>5</b> | <b>9</b>   | <b>9</b>   | —         | <b>237</b>   | <b>219</b> | <b>5</b> | <b>6</b>            | <b>7</b>   | —            |
| 40                 | —            | —          | —        | —          | —          | —         | 1            | 1          | —        | —                   | —          | —            |
| 39                 | —            | —          | —        | —          | —          | —         | 1            | 1          | —        | —                   | —          | —            |
| 38                 | 5            | 5          | —        | —          | —          | —         | —            | —          | —        | —                   | —          | —            |
| 37                 | 4            | 4          | —        | —          | —          | —         | 4            | 4          | —        | —                   | —          | —            |
| 36                 | 3            | 3          | —        | —          | —          | —         | 7            | 7          | —        | —                   | —          | —            |
| 35                 | 2            | 2          | —        | —          | —          | —         | 9            | 9          | —        | —                   | —          | —            |
| 34                 | 4            | 4          | —        | —          | —          | —         | 7            | 7          | —        | —                   | —          | —            |
| 33                 | 3            | 3          | —        | —          | —          | —         | 21           | 21         | —        | —                   | —          | —            |
| 32                 | 4            | 4          | —        | —          | —          | —         | 30           | 30         | —        | —                   | —          | —            |
| 31                 | 4            | 4          | —        | —          | —          | —         | 44           | 44         | —        | —                   | —          | —            |
| 30                 | 7            | 6          | 1        | —          | —          | —         | 16           | 16         | —        | —                   | —          | —            |
| 29                 | 4            | 4          | —        | —          | —          | —         | 15           | 15         | —        | —                   | —          | —            |
| 28                 | 8            | 8          | —        | —          | —          | —         | 12           | 12         | —        | —                   | —          | —            |
| 27                 | 8            | 8          | —        | —          | —          | —         | 13           | 13         | —        | —                   | —          | —            |
| 26                 | 24           | 23         | 1        | —          | —          | —         | 5            | 5          | —        | —                   | —          | —            |
| 25                 | 12           | 11         | 1        | —          | —          | —         | 9            | 9          | —        | —                   | —          | —            |
| 24                 | 13           | 13         | —        | —          | —          | —         | 3            | 2          | 1        | —                   | —          | —            |
| 23                 | 18           | 17         | 1        | —          | —          | —         | 6            | 6          | —        | —                   | —          | —            |
| 22                 | 16           | 16         | —        | —          | —          | —         | 9            | 7          | 2        | —                   | —          | —            |
| 21                 | 18           | 18         | —        | —          | —          | —         | 3            | 2          | 1        | —                   | —          | —            |
| 20                 | 26           | 25         | 1        | —          | —          | —         | 1            | 1          | —        | —                   | —          | —            |
| 19                 | 24           | 23         | —        | —          | 1          | —         | 2            | 2          | —        | —                   | —          | —            |
| 18                 | 12           | 12         | —        | —          | —          | —         | 2            | 1          | 1        | —                   | —          | —            |
| 17                 | 3            | 2          | —        | —          | 1          | —         | 2            | 2          | —        | —                   | —          | —            |
| 16                 | 6            | 2          | —        | —          | 4          | —         | 1            | —          | —        | —                   | 1          | —            |
| 15                 | 1            | 1          | —        | —          | —          | —         | 1            | —          | —        | 1                   | —          | —            |
| 14                 | 4            | —          | —        | 3          | 1          | —         | 2            | —          | —        | 2                   | —          | —            |
| 13                 | 4            | —          | —        | 2          | 2          | —         | 2            | 1          | —        | 1                   | —          | —            |
| ≤ 12               | 5            | 1          | —        | 4          | —          | —         | 9            | 1          | —        | 2                   | 6          | —            |
| DOMESTIC           |              |            |          |            |            |           |              |            |          |                     |            |              |
| <b>Total</b>       | <b>1,175</b> | <b>2</b>   | —        | <b>785</b> | <b>307</b> | <b>81</b> | <b>1,175</b> | <b>1</b>   | —        | <b>780</b>          | <b>307</b> | <b>87</b>    |
| 19                 | 9            | —          | —        | 9          | —          | —         | 11           | —          | —        | 11                  | —          | —            |
| 18                 | 11           | —          | —        | 11         | —          | —         | 11           | —          | —        | 10                  | 1          | —            |
| 17                 | 5            | —          | —        | 2          | —          | 3         | 14           | —          | —        | 2                   | —          | 12           |
| 16                 | 8            | —          | —        | 4          | 4          | —         | 4            | —          | —        | 4                   | —          | —            |
| 15                 | 21           | —          | —        | 18         | 3          | —         | 19           | —          | —        | 14                  | 5          | —            |
| 14                 | 11           | —          | —        | 10         | 1          | —         | 16           | —          | —        | 11                  | 3          | 2            |
| 13                 | 56           | —          | —        | 8          | 48         | —         | 17           | —          | —        | 12                  | 5          | —            |
| ≤ 12               | 1,054        | 2          | —        | 723        | 251        | 78        | 1,083        | 1          | —        | 716                 | 293        | 73           |
|                    |              |            |          |            |            |           |              |            |          | <b>Total trips:</b> |            | <b>2,829</b> |

Trips and Drafts of Vessels, 2002  
(draft in feet)

| Draft | Self Propelled Vessels |                  |        |            | Non-Self Propelled Vessels |        | Self Propelled Vessels |                  |        |            | Non-Self Propelled Vessels |        |
|-------|------------------------|------------------|--------|------------|----------------------------|--------|------------------------|------------------|--------|------------|----------------------------|--------|
|       | Total                  | Pass & Dry Cargo | Tanker | Tow or Tug | Dry Cargo                  | Tanker | Total                  | Pass & Dry Cargo | Tanker | Tow or Tug | Dry Cargo                  | Tanker |

**PORT OF KALAMA, WA**

|                    | Inbound      |            |           |            |            |           | Outbound     |            |           |            |            |           |
|--------------------|--------------|------------|-----------|------------|------------|-----------|--------------|------------|-----------|------------|------------|-----------|
| <b>Grand Total</b> | <b>1,186</b> | <b>140</b> | <b>15</b> | <b>729</b> | <b>256</b> | <b>46</b> | <b>1,147</b> | <b>149</b> | <b>12</b> | <b>805</b> | <b>136</b> | <b>45</b> |

FOREIGN

|              |            |            |          |     |     |     |            |            |           |     |     |     |
|--------------|------------|------------|----------|-----|-----|-----|------------|------------|-----------|-----|-----|-----|
| <b>Total</b> | <b>148</b> | <b>140</b> | <b>8</b> | --- | --- | --- | <b>159</b> | <b>149</b> | <b>10</b> | --- | --- | --- |
| 40           | ---        | ---        | ---      | --- | --- | --- | 20         | 20         | ---       | --- | --- | --- |
| 39           | ---        | ---        | ---      | --- | --- | --- | 23         | 21         | 2         | --- | --- | --- |
| 38           | 1          | 1          | ---      | --- | --- | --- | 8          | 8          | ---       | --- | --- | --- |
| 37           | ---        | ---        | ---      | --- | --- | --- | 10         | 10         | ---       | --- | --- | --- |
| 36           | 1          | 1          | ---      | --- | --- | --- | 13         | 13         | ---       | --- | --- | --- |
| 35           | 3          | 3          | ---      | --- | --- | --- | 13         | 13         | ---       | --- | --- | --- |
| 34           | ---        | ---        | ---      | --- | --- | --- | 16         | 16         | ---       | --- | --- | --- |
| 33           | 3          | 1          | 2        | --- | --- | --- | 9          | 8          | 1         | --- | --- | --- |
| 32           | 3          | 2          | 1        | --- | --- | --- | 13         | 13         | ---       | --- | --- | --- |
| 31           | 1          | ---        | 1        | --- | --- | --- | 7          | 7          | ---       | --- | --- | --- |
| 30           | 1          | ---        | 1        | --- | --- | --- | 5          | 5          | ---       | --- | --- | --- |
| 29           | 2          | 1          | 1        | --- | --- | --- | 1          | 1          | ---       | --- | --- | --- |
| 28           | 5          | 4          | 1        | --- | --- | --- | 3          | 2          | 1         | --- | --- | --- |
| 27           | 7          | 7          | ---      | --- | --- | --- | 3          | 2          | 1         | --- | --- | --- |
| 26           | 4          | 4          | ---      | --- | --- | --- | 5          | 3          | 2         | --- | --- | --- |
| 25           | 7          | 7          | ---      | --- | --- | --- | 5          | 4          | 1         | --- | --- | --- |
| 24           | 7          | 7          | ---      | --- | --- | --- | 2          | 2          | ---       | --- | --- | --- |
| 23           | 12         | 12         | ---      | --- | --- | --- | 1          | 1          | ---       | --- | --- | --- |
| 22           | 16         | 16         | ---      | --- | --- | --- | ---        | ---        | ---       | --- | --- | --- |
| 21           | 23         | 23         | ---      | --- | --- | --- | ---        | ---        | ---       | --- | --- | --- |
| 20           | 18         | 17         | 1        | --- | --- | --- | 1          | ---        | 1         | --- | --- | --- |
| 19           | 15         | 15         | ---      | --- | --- | --- | ---        | ---        | ---       | --- | --- | --- |
| ≤ 18         | 19         | 19         | ---      | --- | --- | --- | 1          | ---        | 1         | --- | --- | --- |

DOMESTIC

|              |              |     |          |            |            |           |            |     |          |            |            |           |
|--------------|--------------|-----|----------|------------|------------|-----------|------------|-----|----------|------------|------------|-----------|
| <b>Total</b> | <b>1,038</b> | --- | <b>7</b> | <b>729</b> | <b>256</b> | <b>46</b> | <b>988</b> | --- | <b>2</b> | <b>805</b> | <b>136</b> | <b>45</b> |
| 40           | 1            | --- | 1        | ---        | ---        | ---       | 1          | --- | 1        | ---        | ---        | ---       |
| 38           | 1            | --- | 1        | ---        | ---        | ---       | ---        | --- | ---      | ---        | ---        | ---       |
| 22           | 2            | --- | 2        | ---        | ---        | ---       | ---        | --- | ---      | ---        | ---        | ---       |
| 21           | 1            | --- | 1        | ---        | ---        | ---       | ---        | --- | ---      | ---        | ---        | ---       |
| 20           | 1            | --- | 1        | ---        | ---        | ---       | ---        | --- | ---      | ---        | ---        | ---       |
| 19           | 1            | --- | 1        | ---        | ---        | ---       | 1          | --- | 1        | ---        | ---        | ---       |
| ≤ 18         | 1,031        | --- | ---      | 729        | 256        | 46        | 986        | --- | ---      | 805        | 136        | 45        |

**Total trips: 2,333**

**MULTNOMAH CHANNEL, OR**

|                    | Upbound    |     |     |            |            |     | Downbound    |     |     |            |            |          |
|--------------------|------------|-----|-----|------------|------------|-----|--------------|-----|-----|------------|------------|----------|
| <b>Grand Total</b> | <b>871</b> | --- | --- | <b>420</b> | <b>451</b> | --- | <b>1,036</b> | --- | --- | <b>430</b> | <b>601</b> | <b>5</b> |

DOMESTIC

|              |            |     |     |            |            |     |              |     |     |            |            |          |
|--------------|------------|-----|-----|------------|------------|-----|--------------|-----|-----|------------|------------|----------|
| <b>Total</b> | <b>871</b> | --- | --- | <b>420</b> | <b>451</b> | --- | <b>1,036</b> | --- | --- | <b>430</b> | <b>601</b> | <b>5</b> |
| 15           | ---        | --- | --- | ---        | ---        | --- | 1            | --- | --- | 1          | ---        | ---      |
| 14           | ---        | --- | --- | ---        | ---        | --- | 1            | --- | --- | ---        | 1          | ---      |
| 13           | 2          | --- | --- | ---        | 2          | --- | 4            | --- | --- | ---        | 4          | ---      |
| 12           | 11         | --- | --- | 11         | ---        | --- | 5            | --- | --- | 4          | 1          | ---      |
| 11           | 32         | --- | --- | ---        | 32         | --- | 4            | --- | --- | 4          | ---        | ---      |
| 10           | 3          | --- | --- | 2          | 1          | --- | 7            | --- | --- | 4          | 3          | ---      |
| 9            | 139        | --- | --- | ---        | 139        | --- | 136          | --- | --- | 11         | 122        | 3        |
| 8            | 244        | --- | --- | 151        | 93         | --- | 221          | --- | --- | 166        | 55         | ---      |
| 7            | 62         | --- | --- | 7          | 55         | --- | 16           | --- | --- | 9          | 7          | ---      |
| 6            | 63         | --- | --- | 63         | ---        | --- | 53           | --- | --- | 47         | 6          | ---      |
| 5            | 183        | --- | --- | 183        | ---        | --- | 175          | --- | --- | 175        | ---        | ---      |
| 4            | 56         | --- | --- | ---        | 56         | --- | 126          | --- | --- | ---        | 126        | ---      |
| 3            | 70         | --- | --- | 3          | 67         | --- | 243          | --- | --- | 9          | 234        | ---      |
| 2            | 6          | --- | --- | ---        | 6          | --- | 44           | --- | --- | ---        | 42         | 2        |

**Total trips: 1,907**

Trips and Drafts of Vessels, 2002  
(draft in feet)

| Draft | Self Propelled Vessels |                  |        |            | Non-Self Propelled Vessels |        | Self Propelled Vessels |                  |        |            | Non-Self Propelled Vessels |        |
|-------|------------------------|------------------|--------|------------|----------------------------|--------|------------------------|------------------|--------|------------|----------------------------|--------|
|       | Total                  | Pass & Dry Cargo | Tanker | Tow or Tug | Dry Cargo                  | Tanker | Total                  | Pass & Dry Cargo | Tanker | Tow or Tug | Dry Cargo                  | Tanker |

**OREGON SLOUGH (NORTH PORTLAND HARBOR), OR**  
Upbound

Downbound

|                    |       |     |   |       |     |    |       |     |   |       |     |    |
|--------------------|-------|-----|---|-------|-----|----|-------|-----|---|-------|-----|----|
| <b>Grand Total</b> | 2,363 | 348 | 1 | 1,294 | 674 | 46 | 2,180 | 351 | 1 | 1,252 | 533 | 43 |
|--------------------|-------|-----|---|-------|-----|----|-------|-----|---|-------|-----|----|

FOREIGN

|              |            |            |          |          |          |          |            |            |          |          |          |          |
|--------------|------------|------------|----------|----------|----------|----------|------------|------------|----------|----------|----------|----------|
| <b>Total</b> | <b>348</b> | <b>348</b> | <b>—</b> | <b>—</b> | <b>—</b> | <b>—</b> | <b>351</b> | <b>351</b> | <b>—</b> | <b>—</b> | <b>—</b> | <b>—</b> |
| 41           | 1          | 1          | —        | —        | —        | —        | 2          | 2          | —        | —        | —        | —        |
| 40           | 1          | 1          | —        | —        | —        | —        | 5          | 5          | —        | —        | —        | —        |
| 39           | 3          | 3          | —        | —        | —        | —        | 3          | 3          | —        | —        | —        | —        |
| 38           | 1          | 1          | —        | —        | —        | —        | 11         | 11         | —        | —        | —        | —        |
| 37           | 4          | 4          | —        | —        | —        | —        | 13         | 13         | —        | —        | —        | —        |
| 36           | 17         | 17         | —        | —        | —        | —        | 29         | 29         | —        | —        | —        | —        |
| 35           | 10         | 10         | —        | —        | —        | —        | 9          | 9          | —        | —        | —        | —        |
| 34           | 17         | 17         | —        | —        | —        | —        | 24         | 24         | —        | —        | —        | —        |
| 33           | 25         | 25         | —        | —        | —        | —        | 27         | 27         | —        | —        | —        | —        |
| 32           | 16         | 16         | —        | —        | —        | —        | 24         | 24         | —        | —        | —        | —        |
| 31           | 30         | 30         | —        | —        | —        | —        | 10         | 10         | —        | —        | —        | —        |
| 30           | 29         | 29         | —        | —        | —        | —        | 9          | 9          | —        | —        | —        | —        |
| 29           | 26         | 26         | —        | —        | —        | —        | 7          | 7          | —        | —        | —        | —        |
| 28           | 25         | 25         | —        | —        | —        | —        | 10         | 10         | —        | —        | —        | —        |
| 27           | 31         | 31         | —        | —        | —        | —        | 19         | 19         | —        | —        | —        | —        |
| 26           | 33         | 33         | —        | —        | —        | —        | 23         | 23         | —        | —        | —        | —        |
| 25           | 40         | 40         | —        | —        | —        | —        | 33         | 33         | —        | —        | —        | —        |
| 24           | 25         | 25         | —        | —        | —        | —        | 48         | 48         | —        | —        | —        | —        |
| 23           | 10         | 10         | —        | —        | —        | —        | 20         | 20         | —        | —        | —        | —        |
| 22           | 3          | 3          | —        | —        | —        | —        | 12         | 12         | —        | —        | —        | —        |
| 21           | 1          | 1          | —        | —        | —        | —        | 10         | 10         | —        | —        | —        | —        |
| 20           | —          | —          | —        | —        | —        | —        | 2          | 2          | —        | —        | —        | —        |
| 19           | —          | —          | —        | —        | —        | —        | 1          | 1          | —        | —        | —        | —        |

DOMESTIC

|              |              |          |          |              |            |           |              |          |          |              |            |           |
|--------------|--------------|----------|----------|--------------|------------|-----------|--------------|----------|----------|--------------|------------|-----------|
| <b>Total</b> | <b>2,015</b> | <b>—</b> | <b>1</b> | <b>1,294</b> | <b>674</b> | <b>46</b> | <b>1,829</b> | <b>—</b> | <b>1</b> | <b>1,252</b> | <b>533</b> | <b>43</b> |
| 40           | —            | —        | —        | —            | —          | —         | 1            | —        | 1        | —            | —          | —         |
| 31           | 1            | —        | 1        | —            | —          | —         | —            | —        | —        | —            | —          | —         |
| 16           | 18           | —        | —        | —            | 18         | —         | 2            | —        | —        | —            | 2          | —         |
| 15           | 6            | —        | —        | 6            | —          | —         | 4            | —        | —        | 4            | —          | —         |
| 14           | 15           | —        | —        | 12           | 3          | —         | 18           | —        | —        | 17           | 1          | —         |
| 13           | 79           | —        | —        | 2            | 77         | —         | 39           | —        | —        | 2            | 37         | —         |
| 12           | 239          | —        | —        | 186          | 53         | —         | 197          | —        | —        | 193          | 4          | —         |
| 11           | 233          | —        | —        | 195          | 35         | 3         | 200          | —        | —        | 194          | 5          | 1         |
| 10           | 470          | —        | —        | 288          | 179        | 3         | 278          | —        | —        | 271          | 7          | —         |
| 9            | 466          | —        | —        | 332          | 124        | 10        | 332          | —        | —        | 307          | 23         | 2         |
| 8            | 60           | —        | —        | 38           | 6          | 16        | 29           | —        | —        | 27           | —          | 2         |
| 7            | 126          | —        | —        | 122          | 2          | 2         | 123          | —        | —        | 122          | —          | 1         |
| 6            | 170          | —        | —        | 101          | 67         | 2         | 107          | —        | —        | 106          | —          | 1         |
| 5            | 13           | —        | —        | 11           | 2          | —         | 10           | —        | —        | 8            | 1          | 1         |
| 4            | 35           | —        | —        | —            | 32         | 3         | 74           | —        | —        | —            | 73         | 1         |
| 3            | 36           | —        | —        | 1            | 34         | 1         | 57           | —        | —        | 1            | 48         | 8         |
| 2            | 47           | —        | —        | —            | 41         | 6         | 355          | —        | —        | —            | 332        | 23        |
| 1            | 1            | —        | —        | —            | 1          | —         | 3            | —        | —        | —            | —          | 3         |

**Total trips: 4,543**

**PORT OF VANCOUVER, WA**

Inbound

Outbound

|                    |       |     |    |       |       |     |       |     |    |       |       |     |
|--------------------|-------|-----|----|-------|-------|-----|-------|-----|----|-------|-------|-----|
| <b>Grand Total</b> | 4,745 | 235 | 19 | 2,815 | 1,395 | 281 | 4,747 | 235 | 19 | 2,811 | 1,391 | 291 |
|--------------------|-------|-----|----|-------|-------|-----|-------|-----|----|-------|-------|-----|

FOREIGN

|              |            |            |           |           |           |          |            |            |           |           |           |          |
|--------------|------------|------------|-----------|-----------|-----------|----------|------------|------------|-----------|-----------|-----------|----------|
| <b>Total</b> | <b>291</b> | <b>234</b> | <b>15</b> | <b>20</b> | <b>19</b> | <b>3</b> | <b>281</b> | <b>234</b> | <b>16</b> | <b>15</b> | <b>16</b> | <b>—</b> |
| 40           | —          | —          | —         | —         | —         | —        | 4          | 4          | —         | —         | —         | —        |
| 39           | —          | —          | —         | —         | —         | —        | 11         | 11         | —         | —         | —         | —        |
| 38           | —          | —          | —         | —         | —         | —        | 8          | 8          | —         | —         | —         | —        |
| 37           | 4          | 3          | 1         | —         | —         | —        | 6          | 6          | —         | —         | —         | —        |
| 36           | —          | —          | —         | —         | —         | —        | 22         | 20         | 1         | —         | 1         | —        |
| 35           | 5          | 3          | 2         | —         | —         | —        | 15         | 15         | —         | —         | —         | —        |
| 34           | 2          | 1          | 1         | —         | —         | —        | 24         | 24         | —         | —         | —         | —        |
| 33           | 2          | —          | 2         | —         | —         | —        | 16         | 14         | 2         | —         | —         | —        |
| 32           | 4          | 2          | 2         | —         | —         | —        | 14         | 14         | —         | —         | —         | —        |
| 31           | 3          | 1          | 2         | —         | —         | —        | 6          | 6          | —         | —         | —         | —        |

Trips and Drafts of Vessels, 2002  
(draft in feet)

| Draft | Self Propelled Vessels |                  |        |            | Non-Self Propelled Vessels |        | Self Propelled Vessels |                  |        |            | Non-Self Propelled Vessels |        |
|-------|------------------------|------------------|--------|------------|----------------------------|--------|------------------------|------------------|--------|------------|----------------------------|--------|
|       | Total                  | Pass & Dry Cargo | Tanker | Tow or Tug | Dry Cargo                  | Tanker | Total                  | Pass & Dry Cargo | Tanker | Tow or Tug | Dry Cargo                  | Tanker |

**PORT OF VANCOUVER, WA - continued**

|                     | Inbound      |          |          |              |              |            | Outbound     |          |          |              |              |            |
|---------------------|--------------|----------|----------|--------------|--------------|------------|--------------|----------|----------|--------------|--------------|------------|
| <b>FOREIGN</b>      |              |          |          |              |              |            |              |          |          |              |              |            |
| 30                  | 5            | 4        | 1        | —            | —            | —          | 10           | 9        | 1        | —            | —            | —          |
| 29                  | 9            | 8        | 1        | —            | —            | —          | 7            | 7        | —        | —            | —            | —          |
| 28                  | 8            | 8        | —        | —            | —            | —          | 8            | 5        | 3        | —            | —            | —          |
| 27                  | 19           | 18       | 1        | —            | —            | —          | 9            | 7        | 2        | —            | —            | —          |
| 26                  | 19           | 18       | 1        | —            | —            | —          | 13           | 12       | 1        | —            | —            | —          |
| 25                  | 18           | 17       | 1        | —            | —            | —          | 19           | 19       | —        | —            | —            | —          |
| 24                  | 14           | 14       | —        | —            | —            | —          | 15           | 14       | 1        | —            | —            | —          |
| 23                  | 20           | 20       | —        | —            | —            | —          | 10           | 9        | 1        | —            | —            | —          |
| 22                  | 17           | 17       | —        | —            | —            | —          | 13           | 11       | 2        | —            | —            | —          |
| 21                  | 21           | 21       | —        | —            | —            | —          | 4            | 3        | 1        | —            | —            | —          |
| 20                  | 18           | 18       | —        | —            | —            | —          | 8            | 8        | —        | —            | —            | —          |
| 19                  | 27           | 24       | —        | —            | 3            | —          | 4            | 4        | —        | —            | —            | —          |
| ≤ 18                | 76           | 37       | —        | 20           | 16           | 3          | 35           | 4        | 1        | 15           | 15           | —          |
| <b>DOMESTIC</b>     |              |          |          |              |              |            |              |          |          |              |              |            |
| <b>Total</b>        | <b>4,454</b> | <b>1</b> | <b>4</b> | <b>2,795</b> | <b>1,376</b> | <b>278</b> | <b>4,466</b> | <b>1</b> | <b>3</b> | <b>2,796</b> | <b>1,375</b> | <b>291</b> |
| 37                  | 1            | —        | 1        | —            | —            | —          | —            | —        | —        | —            | —            | —          |
| 30                  | 3            | —        | 3        | —            | —            | —          | 2            | —        | 2        | —            | —            | —          |
| 19                  | 1            | —        | —        | 1            | —            | —          | 3            | —        | —        | 1            | —            | 2          |
| ≤ 18                | 4,449        | 1        | —        | 2,794        | 1,376        | 278        | 4,461        | 1        | 1        | 2,795        | 1,375        | 289        |
| <b>Total trips:</b> |              |          |          |              |              |            |              |          |          |              | <b>9,492</b> |            |

**COLUMBIA RIVER BETWEEN VANCOUVER, WA AND THE DALLES, OR**

|                     | Upbound      |           |          |              |              |            | Downbound    |           |          |              |              |            |
|---------------------|--------------|-----------|----------|--------------|--------------|------------|--------------|-----------|----------|--------------|--------------|------------|
| <b>Grand Total</b>  | <b>3,947</b> | <b>26</b> | <b>—</b> | <b>1,173</b> | <b>2,321</b> | <b>427</b> | <b>3,993</b> | <b>28</b> | <b>—</b> | <b>1,083</b> | <b>2,422</b> | <b>460</b> |
| <b>DOMESTIC</b>     |              |           |          |              |              |            |              |           |          |              |              |            |
| <b>Total</b>        | <b>3,947</b> | <b>26</b> | <b>—</b> | <b>1,173</b> | <b>2,321</b> | <b>427</b> | <b>3,993</b> | <b>28</b> | <b>—</b> | <b>1,083</b> | <b>2,422</b> | <b>460</b> |
| 18                  | 11           | —         | —        | —            | —            | 11         | —            | —         | —        | —            | —            | —          |
| 17                  | 46           | —         | —        | —            | —            | 46         | 13           | —         | —        | 2            | 9            | 2          |
| 16                  | 3            | —         | —        | 1            | 2            | —          | 119          | —         | —        | 1            | 118          | —          |
| 15                  | 45           | —         | —        | —            | —            | 45         | 8            | —         | —        | —            | 8            | —          |
| 14                  | 73           | —         | —        | —            | 19           | 54         | 420          | —         | —        | —            | 419          | 1          |
| 13                  | 498          | —         | —        | —            | 375          | 123        | 261          | —         | —        | —            | 260          | 1          |
| 12                  | 393          | —         | —        | 171          | 155          | 67         | 370          | —         | —        | 72           | 294          | 4          |
| 11                  | 118          | —         | —        | 44           | 59           | 15         | 154          | —         | —        | 79           | 73           | 2          |
| 10                  | 293          | 15        | —        | 234          | 16           | 28         | 545          | 15        | —        | 183          | 266          | 81         |
| 9                   | 224          | —         | —        | 159          | 61           | 4          | 364          | —         | —        | 198          | 166          | —          |
| 8                   | 207          | —         | —        | 153          | 54           | —          | 194          | 1         | —        | 156          | 37           | —          |
| 7                   | 223          | 11        | —        | 208          | 1            | 3          | 286          | 12        | —        | 244          | 30           | —          |
| ≤ 6                 | 1,813        | —         | —        | 203          | 1,579        | 31         | 1,259        | —         | —        | 148          | 742          | 369        |
| <b>Total trips:</b> |              |           |          |              |              |            |              |           |          |              | <b>7,940</b> |            |

**COLUMBIA RIVER ABOVE THE DALLES DAM, WA AND OR TO MCNARY LOCK AND DAM, OR AND WA**

|                    | Upbound      |           |          |            |              |            | Downbound    |           |          |            |              |            |
|--------------------|--------------|-----------|----------|------------|--------------|------------|--------------|-----------|----------|------------|--------------|------------|
| <b>Grand Total</b> | <b>3,301</b> | <b>26</b> | <b>—</b> | <b>708</b> | <b>2,099</b> | <b>468</b> | <b>3,296</b> | <b>26</b> | <b>—</b> | <b>704</b> | <b>2,099</b> | <b>467</b> |
| <b>DOMESTIC</b>    |              |           |          |            |              |            |              |           |          |            |              |            |
| <b>Total</b>       | <b>3,301</b> | <b>26</b> | <b>—</b> | <b>708</b> | <b>2,099</b> | <b>468</b> | <b>3,296</b> | <b>26</b> | <b>—</b> | <b>704</b> | <b>2,099</b> | <b>467</b> |
| 18                 | 13           | —         | —        | —          | —            | 13         | —            | —         | —        | —          | —            | —          |
| 17                 | 47           | —         | —        | —          | —            | 47         | 14           | —         | —        | —          | 8            | 6          |
| 16                 | 3            | —         | —        | 1          | 2            | —          | 118          | —         | —        | 1          | 117          | —          |
| 15                 | 48           | —         | —        | —          | —            | 48         | 9            | —         | —        | —          | 8            | 1          |
| 14                 | 102          | —         | —        | —          | 21           | 81         | 388          | —         | —        | —          | 318          | 70         |
| 13                 | 590          | —         | —        | —          | 459          | 131        | 371          | —         | —        | —          | 363          | 8          |
| 12                 | 351          | —         | —        | 132        | 147          | 72         | 249          | —         | —        | 50         | 193          | 6          |
| 11                 | 64           | —         | —        | 41         | 8            | 15         | 143          | —         | —        | 70         | 71           | 2          |
| 10                 | 279          | 15        | —        | 222        | 13           | 29         | 443          | 15        | —        | 197        | 229          | 2          |
| 9                  | 113          | —         | —        | 83         | 26           | 4          | 271          | —         | —        | 121        | 150          | —          |
| 8                  | 78           | —         | —        | 66         | 12           | —          | 100          | —         | —        | 73         | 27           | —          |
| 7                  | 119          | 11        | —        | 105        | —            | 3          | 163          | 11        | —        | 149        | 3            | —          |





Trips and Drafts of Vessels, 2002  
(draft in feet)

| Draft | Self Propelled Vessels |                  |        |            | Non-Self Propelled Vessels |        | Self Propelled Vessels |                  |        |            | Non-Self Propelled Vessels |        |
|-------|------------------------|------------------|--------|------------|----------------------------|--------|------------------------|------------------|--------|------------|----------------------------|--------|
|       | Total                  | Pass & Dry Cargo | Tanker | Tow or Tug | Dry Cargo                  | Tanker | Total                  | Pass & Dry Cargo | Tanker | Tow or Tug | Dry Cargo                  | Tanker |

**WILLAMETTE RIVER ABOVE PORTLAND AND YAMHILL RIVER, OR**

|                    | Upbound      |     |     |              |              |           | Downbound    |     |     |                     |              |              |
|--------------------|--------------|-----|-----|--------------|--------------|-----------|--------------|-----|-----|---------------------|--------------|--------------|
| <b>Grand Total</b> | <b>4,188</b> | --- | --- | <b>2,479</b> | <b>1,633</b> | <b>76</b> | <b>4,152</b> | --- | --- | <b>2,454</b>        | <b>1,621</b> | <b>77</b>    |
| <b>DOMESTIC</b>    |              |     |     |              |              |           |              |     |     |                     |              |              |
| <b>Total</b>       | <b>4,188</b> | --- | --- | <b>2,479</b> | <b>1,633</b> | <b>76</b> | <b>4,152</b> | --- | --- | <b>2,454</b>        | <b>1,621</b> | <b>77</b>    |
| 14                 | 2            | --- | --- | ---          | 2            | ---       | ---          | --- | --- | ---                 | ---          | ---          |
| 13                 | 123          | --- | --- | ---          | 123          | ---       | ---          | --- | --- | ---                 | ---          | ---          |
| 12                 | 97           | --- | --- | 5            | 92           | ---       | 4            | --- | --- | 4                   | ---          | ---          |
| 11                 | ---          | --- | --- | ---          | ---          | ---       | 1            | --- | --- | ---                 | 1            | ---          |
| 10                 | 11           | --- | --- | ---          | 11           | ---       | ---          | --- | --- | ---                 | ---          | ---          |
| 9                  | 14           | --- | --- | 14           | ---          | ---       | ---          | --- | --- | ---                 | ---          | ---          |
| 8                  | 26           | --- | --- | 13           | 13           | ---       | 8            | --- | --- | 8                   | ---          | ---          |
| 7                  | 1,116        | --- | --- | 1,116        | ---          | ---       | 1,116        | --- | --- | 1,115               | 1            | ---          |
| 6                  | 1,116        | --- | --- | 1,116        | ---          | ---       | 1,205        | --- | --- | 1,115               | 90           | ---          |
| 5                  | 168          | --- | --- | 13           | 155          | ---       | 388          | --- | --- | 10                  | 378          | ---          |
| 4                  | 319          | --- | --- | 195          | 124          | ---       | 986          | --- | --- | 195                 | 791          | ---          |
| 3                  | 7            | --- | --- | 7            | ---          | ---       | 23           | --- | --- | 7                   | 16           | ---          |
| 2                  | 1,189        | --- | --- | ---          | 1,113        | 76        | 421          | --- | --- | ---                 | 344          | 77           |
|                    |              |     |     |              |              |           |              |     |     | <b>Total trips:</b> |              | <b>8,340</b> |

**COOS BAY, OR**

|                    | Inbound    |           |     |            |            |           | Outbound   |           |     |                     |            |              |
|--------------------|------------|-----------|-----|------------|------------|-----------|------------|-----------|-----|---------------------|------------|--------------|
| <b>Grand Total</b> | <b>856</b> | <b>59</b> | --- | <b>671</b> | <b>107</b> | <b>19</b> | <b>904</b> | <b>58</b> | --- | <b>691</b>          | <b>137</b> | <b>18</b>    |
| <b>FOREIGN</b>     |            |           |     |            |            |           |            |           |     |                     |            |              |
| <b>Total</b>       | <b>96</b>  | <b>59</b> | --- | <b>19</b>  | <b>18</b>  | ---       | <b>100</b> | <b>58</b> | --- | <b>22</b>           | <b>20</b>  | ---          |
| 35                 | 1          | 1         | --- | ---        | ---        | ---       | 4          | 4         | --- | ---                 | ---        | ---          |
| 34                 | ---        | ---       | --- | ---        | ---        | ---       | 6          | 6         | --- | ---                 | ---        | ---          |
| 33                 | 2          | 2         | --- | ---        | ---        | ---       | 14         | 14        | --- | ---                 | ---        | ---          |
| 32                 | 1          | 1         | --- | ---        | ---        | ---       | 13         | 13        | --- | ---                 | ---        | ---          |
| 31                 | ---        | ---       | --- | ---        | ---        | ---       | 3          | 3         | --- | ---                 | ---        | ---          |
| 30                 | 1          | 1         | --- | ---        | ---        | ---       | 8          | 8         | --- | ---                 | ---        | ---          |
| 29                 | 2          | 2         | --- | ---        | ---        | ---       | 3          | 3         | --- | ---                 | ---        | ---          |
| 28                 | 3          | 3         | --- | ---        | ---        | ---       | 1          | 1         | --- | ---                 | ---        | ---          |
| 27                 | 7          | 7         | --- | ---        | ---        | ---       | ---        | ---       | --- | ---                 | ---        | ---          |
| 26                 | 7          | 7         | --- | ---        | ---        | ---       | 4          | 4         | --- | ---                 | ---        | ---          |
| 25                 | 14         | 14        | --- | ---        | ---        | ---       | 1          | 1         | --- | ---                 | ---        | ---          |
| 24                 | 5          | 5         | --- | ---        | ---        | ---       | ---        | ---       | --- | ---                 | ---        | ---          |
| 23                 | 5          | 5         | --- | ---        | ---        | ---       | ---        | ---       | --- | ---                 | ---        | ---          |
| 22                 | 13         | 2         | --- | ---        | 11         | ---       | 4          | ---       | --- | ---                 | 4          | ---          |
| 21                 | 1          | 1         | --- | ---        | ---        | ---       | ---        | ---       | --- | ---                 | ---        | ---          |
| 20                 | 4          | 4         | --- | ---        | ---        | ---       | 1          | 1         | --- | ---                 | ---        | ---          |
| 19                 | 2          | 2         | --- | ---        | ---        | ---       | ---        | ---       | --- | ---                 | ---        | ---          |
| 18                 | 2          | 2         | --- | ---        | ---        | ---       | ---        | ---       | --- | ---                 | ---        | ---          |
| 17                 | 1          | ---       | --- | ---        | 1          | ---       | ---        | ---       | --- | ---                 | ---        | ---          |
| 16                 | 1          | ---       | --- | ---        | 1          | ---       | 2          | ---       | --- | 2                   | ---        | ---          |
| 15                 | 9          | ---       | --- | 7          | 2          | ---       | 15         | ---       | --- | 7                   | 8          | ---          |
| 14                 | 13         | ---       | --- | 10         | 3          | ---       | 13         | ---       | --- | 12                  | 1          | ---          |
| 13                 | ---        | ---       | --- | ---        | ---        | ---       | 1          | ---       | --- | 1                   | ---        | ---          |
| ≤ 12               | 2          | ---       | --- | 2          | ---        | ---       | 7          | ---       | --- | ---                 | 7          | ---          |
| <b>DOMESTIC</b>    |            |           |     |            |            |           |            |           |     |                     |            |              |
| <b>Total</b>       | <b>760</b> | ---       | --- | <b>652</b> | <b>89</b>  | <b>19</b> | <b>804</b> | ---       | --- | <b>669</b>          | <b>117</b> | <b>18</b>    |
| 21                 | 1          | ---       | --- | ---        | ---        | 1         | ---        | ---       | --- | ---                 | ---        | ---          |
| 19                 | 20         | ---       | --- | 20         | ---        | ---       | 20         | ---       | --- | 20                  | ---        | ---          |
| 18                 | 26         | ---       | --- | 26         | ---        | ---       | 23         | ---       | --- | 23                  | ---        | ---          |
| 17                 | 1          | ---       | --- | 1          | ---        | ---       | 3          | ---       | --- | 1                   | ---        | 2            |
| 16                 | 17         | ---       | --- | 17         | ---        | ---       | 18         | ---       | --- | 16                  | 1          | 1            |
| 15                 | 31         | ---       | --- | 30         | 1          | ---       | 30         | ---       | --- | 26                  | 3          | 1            |
| 14                 | 3          | ---       | --- | 3          | ---        | ---       | 23         | ---       | --- | 6                   | 11         | 6            |
| 13                 | 33         | ---       | --- | 30         | 3          | ---       | 47         | ---       | --- | 43                  | 4          | ---          |
| ≤ 12               | 628        | ---       | --- | 525        | 85         | 18        | 640        | ---       | --- | 534                 | 98         | 8            |
|                    |            |           |     |            |            |           |            |           |     | <b>Total trips:</b> |            | <b>1,760</b> |

Trips and Drafts of Vessels, 2002  
(draft in feet)

| Draft                        | Self Propelled Vessels |                  |            |               | Non-Self Propelled Vessels |              | Self Propelled Vessels |                  |            |                     | Non-Self Propelled Vessels |              |
|------------------------------|------------------------|------------------|------------|---------------|----------------------------|--------------|------------------------|------------------|------------|---------------------|----------------------------|--------------|
|                              | Total                  | Pass & Dry Cargo | Tanker     | Tow or Tug    | Dry Cargo                  | Tanker       | Total                  | Pass & Dry Cargo | Tanker     | Tow or Tug          | Dry Cargo                  | Tanker       |
| <b>UMPQUA RIVER, OR</b>      |                        |                  |            |               |                            |              |                        |                  |            |                     |                            |              |
|                              | Upbound                |                  |            |               |                            |              | Downbound              |                  |            |                     |                            |              |
| <b>Grand Total</b>           | <b>483</b>             | <b>---</b>       | <b>---</b> | <b>256</b>    | <b>227</b>                 | <b>---</b>   | <b>431</b>             | <b>---</b>       | <b>---</b> | <b>242</b>          | <b>189</b>                 | <b>---</b>   |
| <b>DOMESTIC</b>              |                        |                  |            |               |                            |              |                        |                  |            |                     |                            |              |
| <b>Total</b>                 | <b>483</b>             | <b>---</b>       | <b>---</b> | <b>256</b>    | <b>227</b>                 | <b>---</b>   | <b>431</b>             | <b>---</b>       | <b>---</b> | <b>242</b>          | <b>189</b>                 | <b>---</b>   |
| 15                           | 1                      | ---              | ---        | 1             | ---                        | ---          | 1                      | ---              | ---        | 1                   | ---                        | ---          |
| 13                           | 3                      | ---              | ---        | ---           | 3                          | ---          | ---                    | ---              | ---        | ---                 | ---                        | ---          |
| 11                           | 4                      | ---              | ---        | ---           | 4                          | ---          | ---                    | ---              | ---        | ---                 | ---                        | ---          |
| 10                           | 43                     | ---              | ---        | ---           | 43                         | ---          | ---                    | ---              | ---        | ---                 | ---                        | ---          |
| 9                            | 92                     | ---              | ---        | ---           | 92                         | ---          | ---                    | ---              | ---        | ---                 | ---                        | ---          |
| 8                            | 25                     | ---              | ---        | ---           | 25                         | ---          | ---                    | ---              | ---        | ---                 | ---                        | ---          |
| 7                            | 5                      | ---              | ---        | ---           | 5                          | ---          | ---                    | ---              | ---        | ---                 | ---                        | ---          |
| ≤ 6                          | 310                    | ---              | ---        | 255           | 55                         | ---          | 430                    | ---              | ---        | 241                 | 189                        | ---          |
|                              |                        |                  |            |               |                            |              |                        |                  |            | <b>Total trips:</b> |                            | <b>914</b>   |
| <b>COLUMBIA RIVER SYSTEM</b> |                        |                  |            |               |                            |              |                        |                  |            |                     |                            |              |
|                              | Upbound                |                  |            |               |                            |              | Downbound              |                  |            |                     |                            |              |
| <b>Grand Total</b>           | <b>29,488</b>          | <b>8,070</b>     | <b>175</b> | <b>13,093</b> | <b>6,317</b>               | <b>1,833</b> | <b>29,130</b>          | <b>8,033</b>     | <b>148</b> | <b>12,836</b>       | <b>6,302</b>               | <b>1,811</b> |
| <b>FOREIGN</b>               |                        |                  |            |               |                            |              |                        |                  |            |                     |                            |              |
| <b>Total</b>                 | <b>1,741</b>           | <b>1,504</b>     | <b>67</b>  | <b>96</b>     | <b>48</b>                  | <b>26</b>    | <b>1,732</b>           | <b>1,523</b>     | <b>74</b>  | <b>85</b>           | <b>45</b>                  | <b>5</b>     |
| 41                           | 1                      | 1                | ---        | ---           | ---                        | ---          | 2                      | 2                | ---        | ---                 | ---                        | ---          |
| 40                           | 1                      | 1                | ---        | ---           | ---                        | ---          | 44                     | 43               | 1          | ---                 | ---                        | ---          |
| 39                           | 3                      | 3                | ---        | ---           | ---                        | ---          | 58                     | 53               | 5          | ---                 | ---                        | ---          |
| 38                           | 15                     | 8                | 7          | ---           | ---                        | ---          | 49                     | 49               | ---        | ---                 | ---                        | ---          |
| 37                           | 13                     | 11               | 2          | ---           | ---                        | ---          | 57                     | 56               | 1          | ---                 | ---                        | ---          |
| 36                           | 23                     | 22               | 1          | ---           | ---                        | ---          | 90                     | 87               | 1          | 1                   | 1                          | ---          |
| 35                           | 25                     | 20               | 5          | ---           | ---                        | ---          | 69                     | 69               | ---        | ---                 | ---                        | ---          |
| 34                           | 30                     | 28               | 2          | ---           | ---                        | ---          | 108                    | 107              | 1          | ---                 | ---                        | ---          |
| 33                           | 35                     | 31               | 4          | ---           | ---                        | ---          | 108                    | 105              | 3          | ---                 | ---                        | ---          |
| 32                           | 34                     | 29               | 5          | ---           | ---                        | ---          | 123                    | 122              | 1          | ---                 | ---                        | ---          |
| 31                           | 56                     | 52               | 4          | ---           | ---                        | ---          | 95                     | 93               | 2          | ---                 | ---                        | ---          |
| 30                           | 59                     | 54               | 5          | ---           | ---                        | ---          | 72                     | 70               | 2          | ---                 | ---                        | ---          |
| 29                           | 74                     | 70               | 4          | ---           | ---                        | ---          | 77                     | 76               | 1          | ---                 | ---                        | ---          |
| 28                           | 91                     | 90               | 1          | ---           | ---                        | ---          | 58                     | 54               | 4          | ---                 | ---                        | ---          |
| 27                           | 91                     | 88               | 3          | ---           | ---                        | ---          | 84                     | 81               | 3          | ---                 | ---                        | ---          |
| 26                           | 103                    | 96               | 7          | ---           | ---                        | ---          | 74                     | 70               | 4          | ---                 | ---                        | ---          |
| 25                           | 105                    | 101              | 4          | ---           | ---                        | ---          | 89                     | 87               | 2          | ---                 | ---                        | ---          |
| 24                           | 93                     | 91               | 2          | ---           | ---                        | ---          | 100                    | 90               | 9          | 1                   | ---                        | ---          |
| 23                           | 97                     | 93               | 4          | ---           | ---                        | ---          | 52                     | 50               | 2          | ---                 | ---                        | ---          |
| 22                           | 90                     | 88               | 2          | ---           | ---                        | ---          | 45                     | 38               | 7          | ---                 | ---                        | ---          |
| 21                           | 113                    | 112              | 1          | ---           | ---                        | ---          | 30                     | 25               | 5          | ---                 | ---                        | ---          |
| 20                           | 119                    | 116              | 2          | ---           | ---                        | 1            | 31                     | 25               | 5          | 1                   | ---                        | ---          |
| 19                           | 150                    | 139              | ---        | ---           | 8                          | 3            | 18                     | 14               | 4          | ---                 | ---                        | ---          |
| 18                           | 111                    | 101              | 1          | 1             | 5                          | 3            | 13                     | 6                | 7          | ---                 | ---                        | ---          |
| 17                           | 26                     | 21               | 1          | ---           | 3                          | 1            | 7                      | 5                | ---        | ---                 | 2                          | ---          |
| 16                           | 56                     | 17               | ---        | 21            | 15                         | 3            | 26                     | 1                | 1          | 22                  | 2                          | ---          |
| 15                           | 38                     | 7                | ---        | 26            | 4                          | 1            | 41                     | 10               | 1          | 30                  | ---                        | ---          |
| 14                           | 28                     | 3                | ---        | 11            | 6                          | 8            | 16                     | 2                | 2          | 9                   | 3                          | ---          |
| 13                           | 19                     | 3                | ---        | 7             | 4                          | 5            | 5                      | 1                | ---        | 4                   | ---                        | ---          |
| 12                           | 9                      | 1                | ---        | 5             | 2                          | 1            | 7                      | 2                | ---        | 4                   | 1                          | ---          |
| 11                           | 2                      | 1                | ---        | 1             | ---                        | ---          | ---                    | ---              | ---        | ---                 | ---                        | ---          |
| 10                           | 12                     | ---              | ---        | 12            | ---                        | ---          | 10                     | ---              | ---        | 8                   | ---                        | 2            |
| 9                            | 10                     | 2                | ---        | 8             | ---                        | ---          | 5                      | 2                | ---        | 3                   | ---                        | ---          |
| 8                            | 5                      | 3                | ---        | 2             | ---                        | ---          | 5                      | 1                | ---        | 1                   | ---                        | 3            |
| 7                            | 2                      | 1                | ---        | 1             | ---                        | ---          | 1                      | 1                | ---        | ---                 | ---                        | ---          |
| 6                            | 1                      | ---              | ---        | 1             | ---                        | ---          | 7                      | ---              | ---        | ---                 | 7                          | ---          |
| 5                            | ---                    | ---              | ---        | ---           | ---                        | ---          | 13                     | ---              | ---        | 1                   | 12                         | ---          |
| 4                            | ---                    | ---              | ---        | ---           | ---                        | ---          | 11                     | ---              | ---        | ---                 | 11                         | ---          |
| 3                            | 1                      | ---              | ---        | ---           | 1                          | ---          | 32                     | 26               | ---        | ---                 | 6                          | ---          |
| <b>DOMESTIC</b>              |                        |                  |            |               |                            |              |                        |                  |            |                     |                            |              |
| <b>Total</b>                 | <b>27,747</b>          | <b>6,566</b>     | <b>108</b> | <b>12,997</b> | <b>6,269</b>               | <b>1,807</b> | <b>27,398</b>          | <b>6,510</b>     | <b>74</b>  | <b>12,751</b>       | <b>6,257</b>               | <b>1,806</b> |
| 40                           | 1                      | ---              | 1          | ---           | ---                        | ---          | 2                      | ---              | 2          | ---                 | ---                        | ---          |
| 38                           | 1                      | ---              | 1          | ---           | ---                        | ---          | ---                    | ---              | ---        | ---                 | ---                        | ---          |
| 37                           | 5                      | ---              | 5          | ---           | ---                        | ---          | ---                    | ---              | ---        | ---                 | ---                        | ---          |
| 36                           | 17                     | ---              | 17         | ---           | ---                        | ---          | ---                    | ---              | ---        | ---                 | ---                        | ---          |

Trips and Drafts of Vessels, 2002  
(draft in feet)

| Draft                                    | Self Propelled Vessels |                  |        |            | Non-Self Propelled Vessels |        | Self Propelled Vessels |                  |        |                     | Non-Self Propelled Vessels |               |
|--|------------------------|------------------|--------|------------|----------------------------|--------|------------------------|------------------|--------|---------------------|----------------------------|---------------|
|  | Total                  | Pass & Dry Cargo | Tanker | Tow or Tug | Dry Cargo                  | Tanker | Total                  | Pass & Dry Cargo | Tanker | Tow or Tug          | Dry Cargo                  | Tanker        |
| <b>COLUMBIA RIVER SYSTEM - continued</b> |                        |                  |        |            |                            |        |                        |                  |        |                     |                            |               |
|  | Upbound                |                  |        |            |                            |        | Downbound              |                  |        |                     |                            |               |
| <b>DOMESTIC</b>                          |                        |                  |        |            |                            |        |                        |                  |        |                     |                            |               |
| 35                                       | 11                     | —                | 11     | —          | —                          | —      | —                      | —                | —      | —                   | —                          | —             |
| 34                                       | 5                      | —                | 5      | —          | —                          | —      | —                      | —                | —      | —                   | —                          | —             |
| 33                                       | 4                      | —                | 4      | —          | —                          | —      | —                      | —                | —      | —                   | —                          | —             |
| 32                                       | 5                      | —                | 5      | —          | —                          | —      | 3                      | —                | 3      | —                   | —                          | —             |
| 31                                       | 3                      | —                | 3      | —          | —                          | —      | 2                      | —                | 2      | —                   | —                          | —             |
| 30                                       | 6                      | —                | 6      | —          | —                          | —      | 1                      | —                | 1      | —                   | —                          | —             |
| 29                                       | 4                      | —                | 4      | —          | —                          | —      | —                      | —                | —      | —                   | —                          | —             |
| 28                                       | 5                      | —                | 5      | —          | —                          | —      | 2                      | —                | 2      | —                   | —                          | —             |
| 27                                       | 9                      | —                | 9      | —          | —                          | —      | 3                      | —                | 3      | —                   | —                          | —             |
| 26                                       | 11                     | —                | 6      | —          | —                          | 5      | —                      | —                | —      | —                   | —                          | —             |
| 25                                       | 8                      | —                | 8      | —          | —                          | —      | 3                      | —                | 3      | —                   | —                          | —             |
| 24                                       | 3                      | —                | 2      | —          | —                          | 1      | —                      | —                | —      | —                   | —                          | —             |
| 23                                       | 2                      | —                | 2      | —          | —                          | —      | 1                      | —                | 1      | —                   | —                          | —             |
| 22                                       | 7                      | —                | 3      | —          | —                          | 4      | —                      | —                | —      | —                   | —                          | —             |
| 21                                       | 21                     | —                | 1      | —          | 1                          | 19     | 4                      | —                | 1      | —                   | —                          | 3             |
| 20                                       | 71                     | —                | 2      | 47         | 9                          | 13     | 37                     | —                | 2      | 35                  | —                          | —             |
| 19                                       | 43                     | —                | 1      | 25         | 1                          | 16     | 34                     | —                | 1      | 30                  | 2                          | 1             |
| 18                                       | 66                     | —                | —      | 35         | —                          | 31     | 59                     | —                | —      | 38                  | 20                         | 1             |
| 17                                       | 107                    | —                | —      | 15         | 3                          | 89     | 40                     | —                | —      | 11                  | 8                          | 21            |
| 16                                       | 150                    | —                | —      | 32         | 104                        | 14     | 136                    | —                | 35     | 31                  | 61                         | 9             |
| 15                                       | 226                    | —                | 2      | 139        | 13                         | 72     | 99                     | —                | 3      | 82                  | 9                          | 5             |
| 14                                       | 766                    | —                | —      | 317        | 338                        | 111    | 389                    | —                | —      | 46                  | 224                        | 119           |
| 13                                       | 1,069                  | —                | —      | 284        | 677                        | 108    | 1,264                  | —                | 1      | 118                 | 369                        | 776           |
| 12                                       | 2,331                  | —                | —      | 1,735      | 469                        | 127    | 258                    | 1                | —      | 162                 | 87                         | 8             |
| 11                                       | 1,810                  | —                | —      | 1,349      | 369                        | 92     | 1,805                  | —                | —      | 1,544               | 239                        | 22            |
| 10                                       | 1,905                  | 34               | —      | 1,500      | 321                        | 50     | 3,238                  | 3                | —      | 3,112               | 113                        | 10            |
| 9  | 1,887                  | —                | 5      | 1,406      | 428                        | 48     | 4,661                  | —                | 12     | 2,569               | 1,897                      | 183           |
| 8  | 1,968                  | —                | —      | 1,621      | 304                        | 43     | 615                    | 1                | 2      | 456                 | 22                         | 134           |
| 7  | 1,454                  | 27               | —      | 1,336      | 68                         | 23     | 2,359                  | 6                | —      | 2,310               | 28                         | 15            |
| 6  | 2,307                  | 3                | —      | 2,191      | 84                         | 29     | 1,616                  | —                | —      | 1,567               | 33                         | 16            |
| 5  | 826                    | 4                | —      | 636        | 160                        | 26     | 846                    | 1                | —      | 426                 | 390                        | 29            |
| 4  | 547                    | —                | —      | 219        | 287                        | 41     | 1,104                  | —                | —      | 197                 | 869                        | 38            |
| 3  | 7,645                  | 6,498            | —      | 104        | 1,002                      | 41     | 7,454                  | 6,498            | —      | 13                  | 781                        | 162           |
| 2  | 2,360                  | —                | —      | 6          | 1,630                      | 724    | 1,361                  | —                | —      | 4                   | 1,105                      | 252           |
| 1  | 81                     | —                | —      | —          | 1                          | 80     | 2                      | —                | —      | —                   | —                          | 2             |
|  |                        |                  |        |            |                            |        |                        |                  |        | <b>Total trips:</b> |                            | <b>58,618</b> |

**ALSEA BAY AND RIVER, OR**  
No Vessel Trips Reported

**CHETCO RIVER, OR**  
No Vessel Trips Reported

**CHINOOK CHANNEL, WA**  
No Vessel Trips Reported

**CLATSKANIE RIVER, OR**  
No Vessel Trips Reported

**COLUMBIA RIVER AT BAKERS BAY, WA**  
(13 feet and less)

| Grand Total | Upbound |                  |        |            |           |        | Downbound |                  |        |                     |           |          |
|-------------|---------|------------------|--------|------------|-----------|--------|-----------|------------------|--------|---------------------|-----------|----------|
|             | Total   | Pass & Dry Cargo | Tanker | Tow or Tug | Dry Cargo | Tanker | Total     | Pass & Dry Cargo | Tanker | Tow or Tug          | Dry Cargo | Tanker   |
|             | 3       | 3                | —      | —          | —         | —      | 2         | 2                | —      | —                   | —         | —        |
|             |         |                  |        |            |           |        |           |                  |        | <b>Total trips:</b> |           | <b>5</b> |

**COLUMBIA SLOUGH, OR**  
No Vessel Trips Reported

**COOS AND MILLICOMA RIVERS, OR**  
No Vessel Trips Reported

Trips and Drafts of Vessels, 2002  
(draft in feet)

| Draft  | Self Propelled Vessels |                  |         |            | Non-Self Propelled Vessels |           | Self Propelled Vessels |                  |           |                     | Non-Self Propelled Vessels |            |
|--|------------------------|------------------|---------|------------|----------------------------|-----------|------------------------|------------------|-----------|---------------------|----------------------------|------------|
|  | Total                  | Pass & Dry Cargo | Tanker  | Tow or Tug | Dry Cargo                  | Tanker    | Total                  | Pass & Dry Cargo | Tanker    | Tow or Tug          | Dry Cargo                  | Tanker     |
| <b>COQUILLE RIVER, OR</b><br>No Vessel Trips Reported        |                        |                  |         |            |                            |           |                        |                  |           |                     |                            |            |
| <b>COWLITZ RIVER, WA</b><br>No Vessel Trips Reported         |                        |                  |         |            |                            |           |                        |                  |           |                     |                            |            |
| <b>DEEP RIVER, WA</b><br>No Vessel Trips Reported            |                        |                  |         |            |                            |           |                        |                  |           |                     |                            |            |
| <b>DEPOE BAY, OR</b><br>No Vessel Trips Reported             |                        |                  |         |            |                            |           |                        |                  |           |                     |                            |            |
| <b>ELOKOMIN SLOUGH, WA</b><br>No Vessel Trips Reported       |                        |                  |         |            |                            |           |                        |                  |           |                     |                            |            |
| <b>GRAYS RIVER, WA</b><br>No Vessel Trips Reported           |                        |                  |         |            |                            |           |                        |                  |           |                     |                            |            |
| <b>LAKE RIVER, WA</b><br>No Vessel Trips Reported            |                        |                  |         |            |                            |           |                        |                  |           |                     |                            |            |
| <b>LEWIS RIVER, WA</b><br>No Vessel Trips Reported           |                        |                  |         |            |                            |           |                        |                  |           |                     |                            |            |
| <b>PORT OF ASTORIA, OR</b><br>(38 feet and less)             |                        |                  |         |            |                            |           |                        |                  |           |                     |                            |            |
|  |                        |                  | Inbound |            |                            |           |                        |                  | Outbound  |                     |                            |            |
| <b>Grand Total</b>   | <b>309</b>             | <b>12</b>        | ---     | <b>247</b> | <b>10</b>                  | <b>40</b> | <b>317</b>             | <b>22</b>        | ---       | <b>233</b>          | <b>21</b>                  | <b>41</b>  |
|  |                        |                  |         |            |                            |           |                        |                  |           | <b>Total trips:</b> |                            | <b>626</b> |
| <b>PORT OF ST. HELENS, OR</b><br>No Vessel Trips Reported    |                        |                  |         |            |                            |           |                        |                  |           |                     |                            |            |
| <b>PORT ORFORD, OR</b><br>No Vessel Trips Reported           |                        |                  |         |            |                            |           |                        |                  |           |                     |                            |            |
| <b>ROGUE RIVER, OR</b><br>No Vessel Trips Reported           |                        |                  |         |            |                            |           |                        |                  |           |                     |                            |            |
| <b>SIUSLAW RIVER, OR</b><br>(4 feet and less)                |                        |                  |         |            |                            |           |                        |                  |           |                     |                            |            |
|  |                        |                  | Upbound |            |                            |           |                        |                  | Downbound |                     |                            |            |
| <b>Grand Total</b>   | <b>146</b>             | ---              | ---     | <b>146</b> | ---                        | ---       | <b>70</b>              | ---              | ---       | <b>70</b>           | ---                        | ---        |
|  |                        |                  |         |            |                            |           |                        |                  |           | <b>Total trips:</b> |                            | <b>216</b> |
| <b>SKAMOKAWA (STEAMBOAT) SLOUGH, WA</b><br>(7 feet and less) |                        |                  |         |            |                            |           |                        |                  |           |                     |                            |            |
|  |                        |                  | Upbound |            |                            |           |                        |                  | Downbound |                     |                            |            |
| <b>Grand Total</b>   | <b>1</b>               | ---              | ---     | <b>1</b>   | ---                        | ---       | <b>1</b>               | ---              | ---       | <b>1</b>            | ---                        | ---        |
|  |                        |                  |         |            |                            |           |                        |                  |           | <b>Total trips:</b> |                            | <b>2</b>   |
| <b>SKAMOKAWA CREEK, WA</b><br>No Vessel Trips Reported       |                        |                  |         |            |                            |           |                        |                  |           |                     |                            |            |

Trips and Drafts of Vessels, 2002  
(draft in feet)

| Draft   | Self Propelled Vessels |                  |            |            | Non-Self Propelled Vessels |            | Self Propelled Vessels |                  |            |                     | Non-Self Propelled Vessels |            |
|---|------------------------|------------------|------------|------------|----------------------------|------------|------------------------|------------------|------------|---------------------|----------------------------|------------|
|   | Total                  | Pass & Dry Cargo | Tanker     | Tow or Tug | Dry Cargo                  | Tanker     | Total                  | Pass & Dry Cargo | Tanker     | Tow or Tug          | Dry Cargo                  | Tanker     |
| <b>SKIPANON CHANNEL, OR</b><br>(16 feet and less)             |                        |                  |            |            |                            |            |                        |                  |            |                     |                            |            |
|   |                        |                  |            | Upbound    |                            |            |                        |                  |            | Downbound           |                            |            |
| <b>Grand Total</b>  | <b>106</b>             | <b>---</b>       | <b>---</b> | <b>40</b>  | <b>66</b>                  | <b>---</b> | <b>148</b>             | <b>---</b>       | <b>---</b> | <b>38</b>           | <b>110</b>                 | <b>---</b> |
|   |                        |                  |            |            |                            |            |                        |                  |            | <b>Total trips:</b> | <b>254</b>                 |            |
| <b>SMITH RIVER, OR</b><br>No Vessel Trips Reported            |                        |                  |            |            |                            |            |                        |                  |            |                     |                            |            |
| <b>TILLAMOOK BAY AND BAR, OR</b><br>(9 feet and less)         |                        |                  |            |            |                            |            |                        |                  |            |                     |                            |            |
|   |                        |                  |            | Inbound    |                            |            |                        |                  |            | Outbound            |                            |            |
| <b>Grand Total</b>  | <b>9</b>               | <b>---</b>       | <b>---</b> | <b>2</b>   | <b>7</b>                   | <b>---</b> | <b>9</b>               | <b>---</b>       | <b>---</b> | <b>2</b>            | <b>7</b>                   | <b>---</b> |
|   |                        |                  |            |            |                            |            |                        |                  |            | <b>Total trips:</b> | <b>18</b>                  |            |
| <b>WESTPORT SLOUGH, OR</b><br>(3 feet and less)               |                        |                  |            |            |                            |            |                        |                  |            |                     |                            |            |
|   |                        |                  |            | Upbound    |                            |            |                        |                  |            | Downbound           |                            |            |
| <b>Grand Total</b>  | <b>6,498</b>           | <b>6,498</b>     | <b>---</b> | <b>---</b> | <b>---</b>                 | <b>---</b> | <b>6,498</b>           | <b>6,498</b>     | <b>---</b> | <b>---</b>          | <b>---</b>                 | <b>---</b> |
|   |                        |                  |            |            |                            |            |                        |                  |            | <b>Total trips:</b> | <b>12,996</b>              |            |
| <b>YAQUINA BAY AND HARBOR, OR</b><br>No Vessel Trips Reported |                        |                  |            |            |                            |            |                        |                  |            |                     |                            |            |
| <b>YAQUINA RIVER, OR</b><br>No Vessel Trips Reported          |                        |                  |            |            |                            |            |                        |                  |            |                     |                            |            |
| <b>YOUNGS BAY AND YOUNGS RIVER, OR</b><br>(12 feet and less)  |                        |                  |            |            |                            |            |                        |                  |            |                     |                            |            |
|   |                        |                  |            | Upbound    |                            |            |                        |                  |            | Downbound           |                            |            |
| <b>Grand Total</b>  | <b>2</b>               | <b>---</b>       | <b>---</b> | <b>2</b>   | <b>---</b>                 | <b>---</b> | <b>---</b>             | <b>---</b>       | <b>---</b> | <b>---</b>          | <b>---</b>                 | <b>---</b> |
|   |                        |                  |            |            |                            |            |                        |                  |            | <b>Total trips:</b> | <b>2</b>                   |            |

Trips and Drafts of Vessels, 2002  
(draft in feet)

| Draft                                      | Self Propelled Vessels |                  |            |            | Non-Self Propelled Vessels |            | Self Propelled Vessels |                  |            |                     | Non-Self Propelled Vessels |            |
|--|------------------------|------------------|------------|------------|----------------------------|------------|------------------------|------------------|------------|---------------------|----------------------------|------------|
|  | Total                  | Pass & Dry Cargo | Tanker     | Tow or Tug | Dry Cargo                  | Tanker     | Total                  | Pass & Dry Cargo | Tanker     | Tow or Tug          | Dry Cargo                  | Tanker     |
| <b>GRAYS HARBOR AND CHEHALIS RIVER, WA</b> |                        |                  |            |            |                            |            |                        |                  |            |                     |                            |            |
|  | Inbound                |                  |            |            |                            |            | Outbound               |                  |            |                     |                            |            |
| <b>Grand Total</b>                         | <b>1,213</b>           | <b>54</b>        | <b>---</b> | <b>526</b> | <b>633</b>                 | <b>---</b> | <b>1,294</b>           | <b>54</b>        | <b>---</b> | <b>578</b>          | <b>660</b>                 | <b>2</b>   |
| <b>FOREIGN</b>                             |                        |                  |            |            |                            |            |                        |                  |            |                     |                            |            |
| <b>Total</b>                               | <b>153</b>             | <b>54</b>        | <b>---</b> | <b>48</b>  | <b>51</b>                  | <b>---</b> | <b>147</b>             | <b>54</b>        | <b>---</b> | <b>46</b>           | <b>47</b>                  | <b>---</b> |
| 36   | 1                      | 1                | ---        | ---        | ---                        | ---        | 1                      | 1                | ---        | ---                 | ---                        | ---        |
| 34   | ---                    | ---              | ---        | ---        | ---                        | ---        | 2                      | 2                | ---        | ---                 | ---                        | ---        |
| 33   | ---                    | ---              | ---        | ---        | ---                        | ---        | 4                      | 4                | ---        | ---                 | ---                        | ---        |
| 32   | ---                    | ---              | ---        | ---        | ---                        | ---        | 6                      | 6                | ---        | ---                 | ---                        | ---        |
| 31   | 1                      | 1                | ---        | ---        | ---                        | ---        | 3                      | 3                | ---        | ---                 | ---                        | ---        |
| 30   | 1                      | 1                | ---        | ---        | ---                        | ---        | 1                      | 1                | ---        | ---                 | ---                        | ---        |
| 29   | 2                      | 2                | ---        | ---        | ---                        | ---        | 1                      | 1                | ---        | ---                 | ---                        | ---        |
| 28   | 2                      | 2                | ---        | ---        | ---                        | ---        | 1                      | 1                | ---        | ---                 | ---                        | ---        |
| 27   | 2                      | 2                | ---        | ---        | ---                        | ---        | ---                    | ---              | ---        | ---                 | ---                        | ---        |
| 26   | 2                      | 2                | ---        | ---        | ---                        | ---        | 4                      | 4                | ---        | ---                 | ---                        | ---        |
| 25   | 1                      | 1                | ---        | ---        | ---                        | ---        | 2                      | 2                | ---        | ---                 | ---                        | ---        |
| 24   | 4                      | 4                | ---        | ---        | ---                        | ---        | 4                      | 4                | ---        | ---                 | ---                        | ---        |
| 23   | 4                      | 4                | ---        | ---        | ---                        | ---        | ---                    | ---              | ---        | ---                 | ---                        | ---        |
| 22   | 5                      | 5                | ---        | ---        | ---                        | ---        | 4                      | 4                | ---        | ---                 | ---                        | ---        |
| 21   | 3                      | 3                | ---        | ---        | ---                        | ---        | 2                      | 2                | ---        | ---                 | ---                        | ---        |
| 20   | 9                      | 8                | ---        | ---        | 1                          | ---        | 7                      | 7                | ---        | ---                 | ---                        | ---        |
| 19   | 9                      | 8                | ---        | ---        | 1                          | ---        | 3                      | 3                | ---        | ---                 | ---                        | ---        |
| 18   | 18                     | 5                | ---        | 1          | 12                         | ---        | 1                      | 1                | ---        | ---                 | ---                        | ---        |
| 17   | 20                     | ---              | ---        | 3          | 17                         | ---        | 5                      | ---              | ---        | 4                   | 1                          | ---        |
| 16   | 10                     | ---              | ---        | 3          | 7                          | ---        | 9                      | 1                | ---        | 8                   | ---                        | ---        |
| 15   | 14                     | ---              | ---        | 7          | 7                          | ---        | 11                     | 2                | ---        | 7                   | 2                          | ---        |
| 14   | 17                     | ---              | ---        | 15         | 2                          | ---        | 10                     | ---              | ---        | 10                  | ---                        | ---        |
| 13   | 10                     | ---              | ---        | 10         | ---                        | ---        | 9                      | ---              | ---        | 4                   | 5                          | ---        |
| ≤ 12                                       | 18                     | 5                | ---        | 9          | 4                          | ---        | 57                     | 5                | ---        | 13                  | 39                         | ---        |
| <b>DOMESTIC</b>                            |                        |                  |            |            |                            |            |                        |                  |            |                     |                            |            |
| <b>Total</b>                               | <b>1,060</b>           | <b>---</b>       | <b>---</b> | <b>478</b> | <b>582</b>                 | <b>---</b> | <b>1,147</b>           | <b>---</b>       | <b>---</b> | <b>532</b>          | <b>613</b>                 | <b>2</b>   |
| 19   | 5                      | ---              | ---        | 5          | ---                        | ---        | 5                      | ---              | ---        | 5                   | ---                        | ---        |
| 18   | 11                     | ---              | ---        | 11         | ---                        | ---        | 11                     | ---              | ---        | 11                  | ---                        | ---        |
| 17   | 7                      | ---              | ---        | 7          | ---                        | ---        | 14                     | ---              | ---        | 14                  | ---                        | ---        |
| 16   | 5                      | ---              | ---        | 3          | 2                          | ---        | 33                     | ---              | ---        | 4                   | 29                         | ---        |
| 15   | 18                     | ---              | ---        | 18         | ---                        | ---        | 26                     | ---              | ---        | 22                  | 4                          | ---        |
| 14   | 4                      | ---              | ---        | 4          | ---                        | ---        | 18                     | ---              | ---        | 12                  | 4                          | 2          |
| 13   | 32                     | ---              | ---        | 32         | ---                        | ---        | 51                     | ---              | ---        | 33                  | 18                         | ---        |
| ≤ 12                                       | 978                    | ---              | ---        | 398        | 580                        | ---        | 989                    | ---              | ---        | 431                 | 558                        | ---        |
|  |                        |                  |            |            |                            |            |                        |                  |            | <b>Total trips:</b> | <b>2,507</b>               |            |
| <b>PORT ANGELES HARBOR, WA</b>             |                        |                  |            |            |                            |            |                        |                  |            |                     |                            |            |
|  | Inbound                |                  |            |            |                            |            | Outbound               |                  |            |                     |                            |            |
| <b>Grand Total</b>                         | <b>779</b>             | <b>68</b>        | <b>34</b>  | <b>537</b> | <b>75</b>                  | <b>65</b>  | <b>737</b>             | <b>66</b>        | <b>33</b>  | <b>493</b>          | <b>85</b>                  | <b>60</b>  |
| <b>FOREIGN</b>                             |                        |                  |            |            |                            |            |                        |                  |            |                     |                            |            |
| <b>Total</b>                               | <b>200</b>             | <b>68</b>        | <b>5</b>   | <b>78</b>  | <b>39</b>                  | <b>10</b>  | <b>188</b>             | <b>66</b>        | <b>6</b>   | <b>61</b>           | <b>47</b>                  | <b>8</b>   |
| 40   | 1                      | ---              | 1          | ---        | ---                        | ---        | 2                      | 1                | 1          | ---                 | ---                        | ---        |
| 38   | 1                      | 1                | ---        | ---        | ---                        | ---        | ---                    | ---              | ---        | ---                 | ---                        | ---        |
| 33   | 1                      | ---              | ---        | ---        | ---                        | 1          | 1                      | ---              | 1          | ---                 | ---                        | ---        |
| 31   | 1                      | 1                | ---        | ---        | ---                        | ---        | 1                      | 1                | ---        | ---                 | ---                        | ---        |
| 30   | ---                    | ---              | ---        | ---        | ---                        | ---        | 2                      | 1                | 1          | ---                 | ---                        | ---        |
| 29   | 1                      | ---              | 1          | ---        | ---                        | ---        | ---                    | ---              | ---        | ---                 | ---                        | ---        |
| 28   | 3                      | 1                | 1          | ---        | ---                        | 1          | ---                    | ---              | ---        | ---                 | ---                        | ---        |
| 27   | 1                      | 1                | ---        | ---        | ---                        | ---        | ---                    | ---              | ---        | ---                 | ---                        | ---        |
| 26   | ---                    | ---              | ---        | ---        | ---                        | ---        | 3                      | 1                | 2          | ---                 | ---                        | ---        |
| 24   | 3                      | 2                | 1          | ---        | ---                        | ---        | 3                      | 2                | 1          | ---                 | ---                        | ---        |
| 22   | 1                      | ---              | 1          | ---        | ---                        | ---        | ---                    | ---              | ---        | ---                 | ---                        | ---        |
| 21   | 1                      | 1                | ---        | ---        | ---                        | ---        | ---                    | ---              | ---        | ---                 | ---                        | ---        |
| 20   | ---                    | ---              | ---        | ---        | ---                        | ---        | 1                      | 1                | ---        | ---                 | ---                        | ---        |
| 19   | 3                      | 3                | ---        | ---        | ---                        | ---        | 2                      | 2                | ---        | ---                 | ---                        | ---        |
| ≤ 18                                       | 183                    | 58               | ---        | 78         | 39                         | 8          | 173                    | 57               | ---        | 61                  | 47                         | 8          |

Trips and Drafts of Vessels, 2002  
(draft in feet)

| Draft | Self Propelled Vessels |                  |        |            | Non-Self Propelled Vessels |        | Self Propelled Vessels |                  |        |            | Non-Self Propelled Vessels |        |
|-------|------------------------|------------------|--------|------------|----------------------------|--------|------------------------|------------------|--------|------------|----------------------------|--------|
|       | Total                  | Pass & Dry Cargo | Tanker | Tow or Tug | Dry Cargo                  | Tanker | Total                  | Pass & Dry Cargo | Tanker | Tow or Tug | Dry Cargo                  | Tanker |

**PORT ANGELES HARBOR, WA - continued**  
Inbound

Outbound

DOMESTIC

|              |            |     |           |            |           |           |            |     |           |                     |           |              |
|--------------|------------|-----|-----------|------------|-----------|-----------|------------|-----|-----------|---------------------|-----------|--------------|
| <b>Total</b> | <b>579</b> | --- | <b>29</b> | <b>459</b> | <b>36</b> | <b>55</b> | <b>549</b> | --- | <b>27</b> | <b>432</b>          | <b>38</b> | <b>52</b>    |
| 53           | 1          | --- | 1         | ---        | ---       | ---       | ---        | --- | ---       | ---                 | ---       | ---          |
| 52           | 4          | --- | 4         | ---        | ---       | ---       | ---        | --- | ---       | ---                 | ---       | ---          |
| 48           | 1          | --- | 1         | ---        | ---       | ---       | ---        | --- | ---       | ---                 | ---       | ---          |
| 43           | ---        | --- | ---       | ---        | ---       | ---       | 1          | --- | 1         | ---                 | ---       | ---          |
| 40           | 1          | --- | 1         | ---        | ---       | ---       | ---        | --- | ---       | ---                 | ---       | ---          |
| 37           | ---        | --- | ---       | ---        | ---       | ---       | 1          | --- | 1         | ---                 | ---       | ---          |
| 29           | 1          | --- | 1         | ---        | ---       | ---       | ---        | --- | ---       | ---                 | ---       | ---          |
| 22           | 51         | --- | 1         | 50         | ---       | ---       | 53         | --- | 1         | 52                  | ---       | ---          |
| 20           | ---        | --- | ---       | ---        | ---       | ---       | 1          | --- | ---       | ---                 | 1         | ---          |
| 19           | 112        | --- | ---       | 110        | 1         | 1         | 107        | --- | ---       | 107                 | ---       | ---          |
| ≤ 18         | 408        | --- | 20        | 299        | 35        | 54        | 386        | --- | 24        | 273                 | 37        | 52           |
|              |            |     |           |            |           |           |            |     |           | <b>Total trips:</b> |           | <b>1,516</b> |

**HAMMERSLEY INLET, WA**

Upbound

Downbound

|                    |            |     |     |            |            |     |            |     |     |                     |            |            |
|--------------------|------------|-----|-----|------------|------------|-----|------------|-----|-----|---------------------|------------|------------|
| <b>Grand Total</b> | <b>396</b> | --- | --- | <b>191</b> | <b>205</b> | --- | <b>405</b> | --- | --- | <b>206</b>          | <b>199</b> | ---        |
| <b>DOMESTIC</b>    |            |     |     |            |            |     |            |     |     |                     |            |            |
| <b>Total</b>       | <b>396</b> | --- | --- | <b>191</b> | <b>205</b> | --- | <b>405</b> | --- | --- | <b>206</b>          | <b>199</b> | ---        |
| 13                 | 1          | --- | --- | ---        | 1          | --- | ---        | --- | --- | ---                 | ---        | ---        |
| 12                 | 2          | --- | --- | ---        | 2          | --- | 2          | --- | --- | ---                 | 2          | ---        |
| 10                 | 119        | --- | --- | 118        | 1          | --- | 150        | --- | --- | 132                 | 18         | ---        |
| 9                  | 4          | --- | --- | ---        | 4          | --- | 33         | --- | --- | ---                 | 33         | ---        |
| 8                  | 61         | --- | --- | 60         | 1          | --- | 73         | --- | --- | 62                  | 11         | ---        |
| 7                  | ---        | --- | --- | ---        | ---        | --- | 23         | --- | --- | ---                 | 23         | ---        |
| ≤ 6                | 209        | --- | --- | 13         | 196        | --- | 124        | --- | --- | 12                  | 112        | ---        |
|                    |            |     |     |            |            |     |            |     |     | <b>Total trips:</b> |            | <b>801</b> |

**OLYMPIA HARBOR, WA**

Inbound

Outbound

|                    |            |           |     |            |           |     |            |           |     |                     |           |            |
|--------------------|------------|-----------|-----|------------|-----------|-----|------------|-----------|-----|---------------------|-----------|------------|
| <b>Grand Total</b> | <b>225</b> | <b>15</b> | --- | <b>164</b> | <b>46</b> | --- | <b>220</b> | <b>17</b> | --- | <b>157</b>          | <b>46</b> | ---        |
| <b>FOREIGN</b>     |            |           |     |            |           |     |            |           |     |                     |           |            |
| <b>Total</b>       | <b>31</b>  | <b>15</b> | --- | <b>10</b>  | <b>6</b>  | --- | <b>36</b>  | <b>17</b> | --- | <b>10</b>           | <b>9</b>  | ---        |
| 32                 | ---        | ---       | --- | ---        | ---       | --- | 5          | 5         | --- | ---                 | ---       | ---        |
| 29                 | 2          | 2         | --- | ---        | ---       | --- | ---        | ---       | --- | ---                 | ---       | ---        |
| 28                 | 1          | 1         | --- | ---        | ---       | --- | 2          | 2         | --- | ---                 | ---       | ---        |
| 27                 | 1          | 1         | --- | ---        | ---       | --- | 1          | 1         | --- | ---                 | ---       | ---        |
| 26                 | ---        | ---       | --- | ---        | ---       | --- | 2          | 2         | --- | ---                 | ---       | ---        |
| 25                 | 1          | 1         | --- | ---        | ---       | --- | ---        | ---       | --- | ---                 | ---       | ---        |
| 24                 | 2          | 2         | --- | ---        | ---       | --- | 3          | 3         | --- | ---                 | ---       | ---        |
| 23                 | 3          | 3         | --- | ---        | ---       | --- | 1          | 1         | --- | ---                 | ---       | ---        |
| 22                 | 1          | 1         | --- | ---        | ---       | --- | ---        | ---       | --- | ---                 | ---       | ---        |
| 21                 | 2          | 2         | --- | ---        | ---       | --- | ---        | ---       | --- | ---                 | ---       | ---        |
| 20                 | ---        | ---       | --- | ---        | ---       | --- | 1          | 1         | --- | ---                 | ---       | ---        |
| 19                 | 1          | 1         | --- | ---        | ---       | --- | 1          | 1         | --- | ---                 | ---       | ---        |
| ≤ 18               | 17         | 1         | --- | 10         | 6         | --- | 20         | 1         | --- | 10                  | 9         | ---        |
| <b>DOMESTIC</b>    |            |           |     |            |           |     |            |           |     |                     |           |            |
| <b>Total</b>       | <b>194</b> | ---       | --- | <b>154</b> | <b>40</b> | --- | <b>184</b> | ---       | --- | <b>147</b>          | <b>37</b> | ---        |
| ≤ 18               | 194        | ---       | --- | 154        | 40        | --- | 184        | ---       | --- | 147                 | 37        | ---        |
|                    |            |           |     |            |           |     |            |           |     | <b>Total trips:</b> |           | <b>445</b> |

Trips and Drafts of Vessels, 2002  
(draft in feet)

| Draft                    | Self Propelled Vessels |                  |               |              | Non-Self Propelled Vessels |              | Self Propelled Vessels |                  |               |              | Non-Self Propelled Vessels |              |               |              |
|--------------------------|------------------------|------------------|---------------|--------------|----------------------------|--------------|------------------------|------------------|---------------|--------------|----------------------------|--------------|---------------|--------------|
|                          | Total                  | Pass & Dry Cargo | Tanker        | Tow or Tug   | Dry Cargo                  | Tanker       | Total                  | Pass & Dry Cargo | Tanker        | Tow or Tug   | Dry Cargo                  | Tanker       |               |              |
| <b>TACOMA HARBOR, WA</b> |                        |                  |               |              |                            |              |                        |                  |               |              |                            |              |               |              |
| <b>Grand Total</b>       | <b>14,586</b>          | <b>7,366</b>     | <b>122</b>    | <b>4,801</b> | <b>1,163</b>               | <b>1,134</b> | <b>14,540</b>          | <b>7,421</b>     | <b>116</b>    | <b>4,800</b> | <b>1,083</b>               | <b>1,120</b> |               |              |
|                          |                        |                  | Inbound       |              |                            |              |                        |                  | Outbound      |              |                            |              |               |              |
| <b>FOREIGN</b>           | <b>Total</b>           | <b>1,610</b>     | <b>823</b>    | <b>51</b>    | <b>379</b>                 | <b>305</b>   | <b>52</b>              | <b>1,601</b>     | <b>820</b>    | <b>49</b>    | <b>374</b>                 | <b>297</b>   | <b>61</b>     |              |
|                          | 44                     | —                | —             | —            | —                          | —            | —                      | 1                | 1             | —            | —                          | —            | —             |              |
|                          | 42                     | 36               | 36            | —            | —                          | —            | —                      | 37               | 37            | —            | —                          | —            | —             |              |
|                          | 41                     | 4                | 4             | —            | —                          | —            | —                      | 10               | 10            | —            | —                          | —            | —             |              |
|                          | 40                     | 5                | 5             | —            | —                          | —            | —                      | 25               | 25            | —            | —                          | —            | —             |              |
|                          | 39                     | 4                | 4             | —            | —                          | —            | —                      | 9                | 9             | —            | —                          | —            | —             |              |
|                          | 38                     | 59               | 59            | —            | —                          | —            | —                      | 62               | 62            | —            | —                          | —            | —             |              |
|                          | 37                     | 10               | 10            | —            | —                          | —            | —                      | 14               | 13            | 1            | —                          | —            | —             |              |
|                          | 36                     | 25               | 25            | —            | —                          | —            | —                      | 74               | 74            | —            | —                          | —            | —             |              |
|                          | 35                     | 20               | 20            | —            | —                          | —            | —                      | 38               | 38            | —            | —                          | —            | —             |              |
|                          | 34                     | 45               | 45            | —            | —                          | —            | —                      | 55               | 55            | —            | —                          | —            | —             |              |
|                          | 33                     | 78               | 78            | —            | —                          | —            | —                      | 40               | 40            | —            | —                          | —            | —             |              |
|                          | 32                     | 31               | 31            | —            | —                          | —            | —                      | 48               | 48            | —            | —                          | —            | —             |              |
|                          | 31                     | 17               | 13            | 4            | —                          | —            | —                      | 21               | 20            | 1            | —                          | —            | —             |              |
|                          | 30                     | 33               | 31            | 2            | —                          | —            | —                      | 32               | 30            | 2            | —                          | —            | —             |              |
|                          | 29                     | 25               | 25            | —            | —                          | —            | —                      | 11               | 11            | —            | —                          | —            | —             |              |
|                          | 28                     | 29               | 28            | 1            | —                          | —            | —                      | 23               | 22            | 1            | —                          | —            | —             |              |
|                          | 27                     | 61               | 56            | 5            | —                          | —            | —                      | 55               | 54            | 1            | —                          | —            | —             |              |
|                          | 26                     | 73               | 72            | 1            | —                          | —            | —                      | 59               | 53            | 6            | —                          | —            | —             |              |
|                          | 25                     | 32               | 30            | 2            | —                          | —            | —                      | 25               | 25            | —            | —                          | —            | —             |              |
|                          | 24                     | 43               | 37            | 6            | —                          | —            | —                      | 47               | 38            | 9            | —                          | —            | —             |              |
|                          | 23                     | 23               | 22            | 1            | —                          | —            | —                      | 25               | 21            | 4            | —                          | —            | —             |              |
|                          | 22                     | 49               | 39            | 10           | —                          | —            | —                      | 31               | 23            | 8            | —                          | —            | —             |              |
|                          | 21                     | 34               | 28            | 6            | —                          | —            | —                      | 20               | 14            | 6            | —                          | —            | —             |              |
|                          | 20                     | 26               | 22            | 4            | —                          | —            | —                      | 20               | 14            | 6            | —                          | —            | —             |              |
|                          | 19                     | 15               | 13            | 2            | —                          | —            | —                      | 5                | 4             | 1            | —                          | —            | —             |              |
|                          | 18                     | 22               | 18            | 4            | —                          | —            | —                      | 8                | 7             | 1            | —                          | —            | —             |              |
|                          | 17                     | 5                | —             | —            | —                          | 5            | —                      | 1                | —             | —            | —                          | 1            | —             |              |
|                          | 16                     | 28               | 2             | —            | 8                          | 17           | 1                      | 21               | —             | 2            | 11                         | 8            | —             |              |
|                          | 15                     | 19               | 5             | 1            | —                          | 12           | 1                      | 10               | 3             | —            | 1                          | 6            | —             |              |
|                          | 14                     | 128              | 19            | 1            | 81                         | 22           | 5                      | 97               | 62            | —            | 27                         | 6            | 2             |              |
|                          | 13                     | 35               | —             | —            | 12                         | 16           | 7                      | 48               | —             | —            | 38                         | 5            | 5             |              |
|                          | ≤ 12                   | 596              | 46            | 1            | 278                        | 233          | 38                     | 629              | 7             | —            | 297                        | 271          | 54            |              |
|                          | <b>DOMESTIC</b>        | <b>Total</b>     | <b>12,976</b> | <b>6,543</b> | <b>71</b>                  | <b>4,422</b> | <b>858</b>             | <b>1,082</b>     | <b>12,939</b> | <b>6,601</b> | <b>67</b>                  | <b>4,426</b> | <b>786</b>    | <b>1,059</b> |
|                          | 47                     | 4                | —             | 4            | —                          | —            | —                      | —                | —             | —            | —                          | —            | —             | —            |
|                          | 45                     | 1                | —             | 1            | —                          | —            | —                      | —                | —             | —            | —                          | —            | —             | —            |
|                          | 43                     | 2                | —             | 2            | —                          | —            | —                      | —                | —             | —            | —                          | —            | —             | —            |
|                          | 42                     | 2                | —             | 2            | —                          | —            | —                      | —                | —             | —            | —                          | —            | —             | —            |
|                          | 40                     | 6                | —             | 6            | —                          | —            | —                      | —                | —             | —            | —                          | —            | —             | —            |
|                          | 39                     | 6                | —             | 6            | —                          | —            | —                      | —                | —             | —            | —                          | —            | —             | —            |
|                          | 38                     | 2                | —             | 2            | —                          | —            | —                      | —                | —             | —            | —                          | —            | —             | —            |
|                          | 36                     | 4                | —             | 4            | —                          | —            | —                      | —                | —             | —            | —                          | —            | —             | —            |
|                          | 35                     | 2                | —             | 2            | —                          | —            | —                      | —                | —             | —            | —                          | —            | —             | —            |
|                          | 34                     | 1                | —             | 1            | —                          | —            | —                      | —                | —             | —            | —                          | —            | —             | —            |
|                          | 32                     | 2                | —             | 2            | —                          | —            | —                      | —                | —             | —            | —                          | —            | —             | —            |
|                          | 30                     | 1                | —             | 1            | —                          | —            | —                      | —                | —             | —            | —                          | —            | —             | —            |
|                          | 29                     | —                | —             | —            | —                          | —            | —                      | 1                | —             | 1            | —                          | —            | —             | —            |
|                          | 28                     | 4,789            | 4,789         | —            | —                          | —            | —                      | 4,811            | 4,811         | —            | —                          | —            | —             | —            |
|                          | 26                     | 1                | —             | —            | —                          | —            | 1                      | —                | —             | —            | —                          | —            | —             | —            |
|                          | 25                     | —                | —             | —            | —                          | —            | —                      | 4                | 1             | 3            | —                          | —            | —             | —            |
|                          | 24                     | —                | —             | —            | —                          | —            | —                      | 2                | 2             | —            | —                          | —            | —             | —            |
|                          | 23                     | —                | —             | —            | —                          | —            | —                      | 14               | 14            | —            | —                          | —            | —             | —            |
|                          | 22                     | 12               | —             | —            | 12                         | —            | —                      | 59               | 36            | 1            | 22                         | —            | —             | —            |
|                          | 21                     | 9                | 3             | 1            | —                          | —            | 5                      | 63               | 43            | —            | —                          | —            | 20            |              |
|                          | 20                     | 17               | 6             | —            | 11                         | —            | —                      | 22               | 10            | —            | 12                         | —            | —             |              |
|                          | 19                     | 37               | 8             | —            | 28                         | —            | 1                      | 42               | 3             | —            | 29                         | —            | 10            |              |
|                          | 18                     | 205              | 19            | —            | 182                        | —            | 4                      | 198              | 8             | —            | 187                        | —            | 3             |              |
|                          | 17                     | 771              | 58            | —            | 691                        | —            | 22                     | 748              | 15            | —            | 701                        | —            | 32            |              |
|                          | 16                     | 64               | 9             | —            | 33                         | —            | 22                     | 60               | 9             | —            | 36                         | —            | 15            |              |
|                          | 15                     | 420              | 5             | —            | 400                        | —            | 15                     | 413              | 6             | —            | 395                        | —            | 12            |              |
|                          | 14                     | 278              | 5             | —            | 188                        | 27           | 58                     | 236              | 2             | —            | 211                        | 1            | 22            |              |
|                          | 13                     | 279              | —             | —            | 179                        | 75           | 25                     | 203              | —             | —            | 179                        | 8            | 16            |              |
|                          | ≤ 12                   | 6,061            | 1,641         | 37           | 2,698                      | 756          | 929                    | 6,063            | 1,641         | 62           | 2,654                      | 777          | 929           |              |
|                          |                        |                  |               |              |                            |              |                        |                  |               |              | <b>Total trips:</b>        |              | <b>29,126</b> |              |



Trips and Drafts of Vessels, 2002  
(draft in feet)

| Draft | Self Propelled Vessels |                  |        |            | Non-Self Propelled Vessels |        | Self Propelled Vessels |                  |        |            | Non-Self Propelled Vessels |        |
|-------|------------------------|------------------|--------|------------|----------------------------|--------|------------------------|------------------|--------|------------|----------------------------|--------|
|       | Total                  | Pass & Dry Cargo | Tanker | Tow or Tug | Dry Cargo                  | Tanker | Total                  | Pass & Dry Cargo | Tanker | Tow or Tug | Dry Cargo                  | Tanker |

**SEATTLE HARBOR, WA**

|                    | Inbound       |               |            |              |              |              | Outbound      |               |            |              |              |              |
|--------------------|---------------|---------------|------------|--------------|--------------|--------------|---------------|---------------|------------|--------------|--------------|--------------|
| <b>Grand Total</b> | <b>52,529</b> | <b>44,167</b> | <b>136</b> | <b>5,285</b> | <b>1,837</b> | <b>1,104</b> | <b>52,243</b> | <b>44,163</b> | <b>142</b> | <b>5,391</b> | <b>1,428</b> | <b>1,119</b> |

FOREIGN

|              |              |            |          |            |            |           |              |              |          |            |            |           |
|--------------|--------------|------------|----------|------------|------------|-----------|--------------|--------------|----------|------------|------------|-----------|
| <b>Total</b> | <b>2,107</b> | <b>998</b> | <b>8</b> | <b>607</b> | <b>474</b> | <b>20</b> | <b>2,210</b> | <b>1,018</b> | <b>9</b> | <b>655</b> | <b>494</b> | <b>34</b> |
| 46           | 1            | 1          | —        | —          | —          | —         | 1            | 1            | —        | —          | —          | —         |
| 44           | —            | —          | —        | —          | —          | —         | 3            | 3            | —        | —          | —          | —         |
| 43           | 2            | 2          | —        | —          | —          | —         | 4            | 4            | —        | —          | —          | —         |
| 42           | 1            | 1          | —        | —          | —          | —         | 24           | 22           | 2        | —          | —          | —         |
| 41           | 19           | 19         | —        | —          | —          | —         | 13           | 13           | —        | —          | —          | —         |
| 40           | 19           | 19         | —        | —          | —          | —         | 30           | 30           | —        | —          | —          | —         |
| 39           | 19           | 19         | —        | —          | —          | —         | 13           | 13           | —        | —          | —          | —         |
| 38           | 36           | 36         | —        | —          | —          | —         | 41           | 41           | —        | —          | —          | —         |
| 37           | 25           | 25         | —        | —          | —          | —         | 27           | 27           | —        | —          | —          | —         |
| 36           | 45           | 44         | 1        | —          | —          | —         | 51           | 51           | —        | —          | —          | —         |
| 35           | 29           | 28         | 1        | —          | —          | —         | 58           | 57           | 1        | —          | —          | —         |
| 34           | 47           | 47         | —        | —          | —          | —         | 52           | 52           | —        | —          | —          | —         |
| 33           | 57           | 57         | —        | —          | —          | —         | 54           | 54           | —        | —          | —          | —         |
| 32           | 80           | 79         | 1        | —          | —          | —         | 107          | 107          | —        | —          | —          | —         |
| 31           | 74           | 73         | 1        | —          | —          | —         | 38           | 37           | 1        | —          | —          | —         |
| 30           | 64           | 63         | 1        | —          | —          | —         | 62           | 61           | 1        | —          | —          | —         |
| 29           | 36           | 36         | —        | —          | —          | —         | 30           | 30           | —        | —          | —          | —         |
| 28           | 70           | 70         | —        | —          | —          | —         | 29           | 28           | 1        | —          | —          | —         |
| 27           | 100          | 100        | —        | —          | —          | —         | 87           | 87           | —        | —          | —          | —         |
| 26           | 55           | 53         | 2        | —          | —          | —         | 42           | 42           | —        | —          | —          | —         |
| 25           | 25           | 25         | —        | —          | —          | —         | 20           | 19           | 1        | —          | —          | —         |
| 24           | 45           | 44         | 1        | —          | —          | —         | 49           | 49           | —        | —          | —          | —         |
| 23           | 13           | 13         | —        | —          | —          | —         | 24           | 23           | —        | —          | 1          | —         |
| 22           | 22           | 22         | —        | —          | —          | —         | 24           | 24           | —        | —          | —          | —         |
| 21           | 9            | 9          | —        | —          | —          | —         | 9            | 6            | 2        | 1          | —          | —         |
| 20           | 9            | 9          | —        | —          | —          | —         | 10           | 9            | —        | —          | 1          | —         |
| 19           | 6            | 5          | —        | 1          | —          | —         | 4            | 3            | —        | 1          | —          | —         |
| ≤ 18         | 1,199        | 99         | —        | 606        | 474        | 20        | 1,304        | 125          | —        | 653        | 492        | 34        |

DOMESTIC

|              |               |               |            |              |              |              |               |               |            |                     |            |                |
|--------------|---------------|---------------|------------|--------------|--------------|--------------|---------------|---------------|------------|---------------------|------------|----------------|
| <b>Total</b> | <b>50,422</b> | <b>43,169</b> | <b>128</b> | <b>4,678</b> | <b>1,363</b> | <b>1,084</b> | <b>50,033</b> | <b>43,145</b> | <b>133</b> | <b>4,736</b>        | <b>934</b> | <b>1,085</b>   |
| 40           | 2             | —             | 2          | —            | —            | —            | —             | —             | —          | —                   | —          | —              |
| 39           | —             | —             | —          | —            | —            | —            | 1             | —             | 1          | —                   | —          | —              |
| 35           | 1             | —             | 1          | —            | —            | —            | 6             | 5             | 1          | —                   | —          | —              |
| 34           | 1             | 1             | —          | —            | —            | —            | 17            | 16            | 1          | —                   | —          | —              |
| 33           | 4             | 3             | 1          | —            | —            | —            | 14            | 13            | 1          | —                   | —          | —              |
| 32           | 4             | 1             | 3          | —            | —            | —            | 14            | 11            | 3          | —                   | —          | —              |
| 31           | —             | —             | —          | —            | —            | —            | 5             | 5             | —          | —                   | —          | —              |
| 30           | 4             | 1             | 3          | —            | —            | —            | 1             | —             | 1          | —                   | —          | —              |
| 29           | 3             | 3             | —          | —            | —            | —            | 4             | 3             | 1          | —                   | —          | —              |
| 28           | 24,085        | 24,085        | —          | —            | —            | —            | 24,069        | 24,066        | 3          | —                   | —          | —              |
| 27           | 13            | 11            | 2          | —            | —            | —            | 4             | —             | 4          | —                   | —          | —              |
| 26           | 18            | 15            | 2          | —            | —            | 1            | 4             | —             | 4          | —                   | —          | —              |
| 25           | 6             | 3             | —          | —            | 3            | —            | 7             | 1             | 3          | —                   | 3          | —              |
| 24           | 6             | 5             | —          | —            | 1            | —            | 2             | —             | 1          | —                   | 1          | —              |
| 23           | 1             | —             | 1          | —            | —            | —            | 1             | —             | 1          | —                   | —          | —              |
| 22           | 55            | —             | 2          | 51           | —            | 2            | 45            | —             | 2          | 43                  | —          | —              |
| 21           | 9             | 2             | —          | —            | 1            | 6            | 9             | —             | 1          | —                   | 6          | 2              |
| 20           | 44            | —             | —          | 42           | —            | 2            | 39            | —             | —          | 38                  | —          | 1              |
| 19           | 73            | 2             | —          | 62           | 2            | 7            | 66            | 1             | —          | 61                  | 1          | 3              |
| ≤ 18         | 26,093        | 19,037        | 111        | 4,523        | 1,356        | 1,066        | 25,725        | 19,024        | 105        | 4,594               | 923        | 1,079          |
|              |               |               |            |              |              |              |               |               |            | <b>Total trips:</b> |            | <b>104,772</b> |

**LAKE WASHINGTON SHIP CANAL, WA**

|                    | Upbound      |              |          |            |            |           | Downbound    |              |          |            |            |           |
|--------------------|--------------|--------------|----------|------------|------------|-----------|--------------|--------------|----------|------------|------------|-----------|
| <b>Grand Total</b> | <b>2,755</b> | <b>1,774</b> | <b>2</b> | <b>589</b> | <b>371</b> | <b>19</b> | <b>2,734</b> | <b>1,783</b> | <b>2</b> | <b>556</b> | <b>379</b> | <b>14</b> |

FOREIGN

|              |           |          |          |           |          |          |           |          |          |           |           |          |
|--------------|-----------|----------|----------|-----------|----------|----------|-----------|----------|----------|-----------|-----------|----------|
| <b>Total</b> | <b>25</b> | <b>4</b> | <b>—</b> | <b>17</b> | <b>2</b> | <b>2</b> | <b>31</b> | <b>3</b> | <b>—</b> | <b>18</b> | <b>10</b> | <b>—</b> |
| ≤ 22         | 25        | 4        | —        | 17        | 2        | 2        | 31        | 3        | —        | 18        | 10        | —        |

Trips and Drafts of Vessels, 2002  
(draft in feet)

| Draft | Self Propelled Vessels |                  |        |            | Non-Self Propelled Vessels |        | Self Propelled Vessels |                  |        |            | Non-Self Propelled Vessels |        |
|-------|------------------------|------------------|--------|------------|----------------------------|--------|------------------------|------------------|--------|------------|----------------------------|--------|
|       | Total                  | Pass & Dry Cargo | Tanker | Tow or Tug | Dry Cargo                  | Tanker | Total                  | Pass & Dry Cargo | Tanker | Tow or Tug | Dry Cargo                  | Tanker |

**LAKE WASHINGTON SHIP CANAL, WA - continued**  
Upbound

Downbound

DOMESTIC

|              |       |       |   |     |     |    |       |       |   |                     |     |              |
|--------------|-------|-------|---|-----|-----|----|-------|-------|---|---------------------|-----|--------------|
| <b>Total</b> | 2,730 | 1,770 | 2 | 572 | 369 | 17 | 2,703 | 1,780 | 2 | 538                 | 369 | 14           |
| ≤ 22         | 2,730 | 1,770 | 2 | 572 | 369 | 17 | 2,703 | 1,780 | 2 | 538                 | 369 | 14           |
|              |       |       |   |     |     |    |       |       |   | <b>Total trips:</b> |     | <b>5,489</b> |

**EVERETT HARBOR AND SNOHOMISH RIVER, WA**  
Inbound

Outbound

|                    |       |     |   |     |     |   |       |     |   |     |     |   |
|--------------------|-------|-----|---|-----|-----|---|-------|-----|---|-----|-----|---|
| <b>Grand Total</b> | 1,902 | 652 | 3 | 856 | 385 | 6 | 1,822 | 653 | 2 | 856 | 304 | 7 |
|--------------------|-------|-----|---|-----|-----|---|-------|-----|---|-----|-----|---|

FOREIGN

|              |     |    |   |     |     |   |     |    |   |     |     |   |
|--------------|-----|----|---|-----|-----|---|-----|----|---|-----|-----|---|
| <b>Total</b> | 332 | 24 | 1 | 159 | 147 | 1 | 305 | 25 | — | 145 | 132 | 3 |
| 37           | —   | —  | — | —   | —   | — | 1   | 1  | — | —   | —   | — |
| 33           | 1   | 1  | — | —   | —   | — | —   | —  | — | —   | —   | — |
| 32           | 1   | 1  | — | —   | —   | — | 4   | 4  | — | —   | —   | — |
| 31           | 1   | 1  | — | —   | —   | — | —   | —  | — | —   | —   | — |
| 30           | 1   | 1  | — | —   | —   | — | 3   | 3  | — | —   | —   | — |
| 27           | 2   | 2  | — | —   | —   | — | 3   | 3  | — | —   | —   | — |
| 26           | 4   | 4  | — | —   | —   | — | 1   | 1  | — | —   | —   | — |
| 25           | 1   | —  | 1 | —   | —   | — | —   | —  | — | —   | —   | — |
| 24           | 1   | 1  | — | —   | —   | — | 1   | 1  | — | —   | —   | — |
| 23           | 1   | 1  | — | —   | —   | — | 1   | 1  | — | —   | —   | — |
| 22           | 3   | 2  | — | —   | 1   | — | 2   | 2  | — | —   | —   | — |
| 20           | 2   | 2  | — | —   | —   | — | 2   | 2  | — | —   | —   | — |
| 19           | 1   | 1  | — | —   | —   | — | —   | —  | — | —   | —   | — |
| ≤ 18         | 313 | 7  | — | 159 | 146 | 1 | 287 | 7  | — | 145 | 132 | 3 |

DOMESTIC

|              |       |     |   |     |     |   |       |     |   |                     |     |              |
|--------------|-------|-----|---|-----|-----|---|-------|-----|---|---------------------|-----|--------------|
| <b>Total</b> | 1,570 | 628 | 2 | 697 | 238 | 5 | 1,517 | 628 | 2 | 711                 | 172 | 4            |
| 22           | 31    | —   | — | 31  | —   | — | 25    | —   | — | 25                  | —   | —            |
| 19           | 7     | —   | — | 7   | —   | — | 7     | —   | — | 7                   | —   | —            |
| ≤ 18         | 1,532 | 628 | 2 | 659 | 238 | 5 | 1,485 | 628 | 2 | 679                 | 172 | 4            |
|              |       |     |   |     |     |   |       |     |   | <b>Total trips:</b> |     | <b>3,724</b> |

**ANACORTES HARBOR, WA**

Inbound

Outbound

|                    |       |       |     |       |    |     |       |       |     |       |    |     |
|--------------------|-------|-------|-----|-------|----|-----|-------|-------|-----|-------|----|-----|
| <b>Grand Total</b> | 7,881 | 5,627 | 271 | 1,534 | 39 | 410 | 7,972 | 5,628 | 267 | 1,570 | 47 | 460 |
|--------------------|-------|-------|-----|-------|----|-----|-------|-------|-----|-------|----|-----|

FOREIGN

|              |     |    |    |     |    |    |     |    |    |     |    |    |
|--------------|-----|----|----|-----|----|----|-----|----|----|-----|----|----|
| <b>Total</b> | 402 | 32 | 50 | 199 | 37 | 84 | 371 | 31 | 48 | 178 | 41 | 73 |
| 45           | 1   | —  | 1  | —   | —  | —  | —   | —  | —  | —   | —  | —  |
| 44           | 2   | —  | 2  | —   | —  | —  | —   | —  | —  | —   | —  | —  |
| 43           | —   | —  | —  | —   | —  | —  | 2   | —  | 2  | —   | —  | —  |
| 42           | 1   | —  | 1  | —   | —  | —  | 4   | —  | 4  | —   | —  | —  |
| 41           | 5   | —  | 5  | —   | —  | —  | 1   | —  | 1  | —   | —  | —  |
| 40           | 3   | —  | 3  | —   | —  | —  | 2   | —  | 2  | —   | —  | —  |
| 39           | 1   | —  | 1  | —   | —  | —  | 2   | —  | 2  | —   | —  | —  |
| 38           | 4   | —  | 4  | —   | —  | —  | —   | —  | —  | —   | —  | —  |
| 37           | 2   | —  | 2  | —   | —  | —  | 1   | —  | 1  | —   | —  | —  |
| 36           | 3   | —  | 3  | —   | —  | —  | 4   | 1  | 3  | —   | —  | —  |
| 35           | 2   | —  | 2  | —   | —  | —  | 2   | —  | 2  | —   | —  | —  |
| 34           | 3   | 1  | 2  | —   | —  | —  | 2   | 1  | 1  | —   | —  | —  |
| 33           | 1   | —  | 1  | —   | —  | —  | 3   | 3  | —  | —   | —  | —  |
| 32           | 1   | 1  | —  | —   | —  | —  | —   | —  | —  | —   | —  | —  |
| 31           | 2   | —  | 2  | —   | —  | —  | 2   | 1  | 1  | —   | —  | —  |
| 30           | 2   | —  | 2  | —   | —  | —  | 8   | 1  | 7  | —   | —  | —  |
| 29           | 1   | —  | 1  | —   | —  | —  | 1   | 1  | —  | —   | —  | —  |
| 28           | 3   | —  | 3  | —   | —  | —  | 3   | 1  | 2  | —   | —  | —  |
| 27           | —   | —  | —  | —   | —  | —  | 5   | —  | 5  | —   | —  | —  |
| 26           | 2   | —  | 2  | —   | —  | —  | 2   | 1  | 1  | —   | —  | —  |
| 25           | 2   | —  | 2  | —   | —  | —  | 5   | 1  | 4  | —   | —  | —  |
| 24           | 5   | 3  | 2  | —   | —  | —  | 2   | 1  | 1  | —   | —  | —  |

Trips and Drafts of Vessels, 2002  
(draft in feet)

| Draft | Self Propelled Vessels |                  |        |            | Non-Self Propelled Vessels |        | Self Propelled Vessels |                  |        |            | Non-Self Propelled Vessels |        |
|-------|------------------------|------------------|--------|------------|----------------------------|--------|------------------------|------------------|--------|------------|----------------------------|--------|
|       | Total                  | Pass & Dry Cargo | Tanker | Tow or Tug | Dry Cargo                  | Tanker | Total                  | Pass & Dry Cargo | Tanker | Tow or Tug | Dry Cargo                  | Tanker |

**ANACORTES HARBOR, WA - continued**

Inbound

Outbound

FOREIGN

|      |     |    |   |     |    |    |     |    |   |     |    |    |
|------|-----|----|---|-----|----|----|-----|----|---|-----|----|----|
| 23   | 2   | —  | 1 | —   | —  | 1  | 2   | 1  | — | 1   | —  | —  |
| 22   | —   | —  | — | —   | —  | —  | 3   | 1  | 2 | —   | —  | —  |
| 21   | 2   | 1  | 1 | —   | —  | —  | 1   | —  | 1 | —   | —  | —  |
| 20   | 6   | 4  | 1 | —   | 1  | —  | —   | —  | — | —   | —  | —  |
| 19   | 3   | 2  | — | 1   | —  | —  | 2   | —  | 1 | —   | —  | 1  |
| ≤ 18 | 343 | 20 | 6 | 198 | 36 | 83 | 312 | 17 | 5 | 177 | 41 | 72 |

DOMESTIC

|              |              |              |            |              |          |            |              |              |            |                     |          |               |
|--------------|--------------|--------------|------------|--------------|----------|------------|--------------|--------------|------------|---------------------|----------|---------------|
| <b>Total</b> | <b>7,479</b> | <b>5,595</b> | <b>221</b> | <b>1,335</b> | <b>2</b> | <b>326</b> | <b>7,601</b> | <b>5,597</b> | <b>219</b> | <b>1,392</b>        | <b>6</b> | <b>387</b>    |
| 50           | 16           | —            | 16         | —            | —        | —          | 14           | —            | 14         | —                   | —        | —             |
| 49           | —            | —            | —          | —            | —        | —          | 1            | —            | 1          | —                   | —        | —             |
| 48           | 2            | —            | 2          | —            | —        | —          | 2            | —            | 2          | —                   | —        | —             |
| 47           | 2            | —            | 2          | —            | —        | —          | —            | —            | —          | —                   | —        | —             |
| 46           | 1            | —            | 1          | —            | —        | —          | —            | —            | —          | —                   | —        | —             |
| 45           | 1            | —            | 1          | —            | —        | —          | —            | —            | —          | —                   | —        | —             |
| 44           | 6            | —            | 6          | —            | —        | —          | —            | —            | —          | —                   | —        | —             |
| 43           | 7            | —            | 7          | —            | —        | —          | 1            | —            | 1          | —                   | —        | —             |
| 42           | 9            | —            | 9          | —            | —        | —          | 1            | —            | 1          | —                   | —        | —             |
| 41           | 8            | —            | 8          | —            | —        | —          | 2            | —            | 2          | —                   | —        | —             |
| 40           | 49           | —            | 49         | —            | —        | —          | 10           | —            | 10         | —                   | —        | —             |
| 39           | 16           | —            | 16         | —            | —        | —          | 8            | —            | 8          | —                   | —        | —             |
| 38           | 13           | —            | 13         | —            | —        | —          | 1            | —            | 1          | —                   | —        | —             |
| 37           | 17           | —            | 17         | —            | —        | —          | 15           | —            | 15         | —                   | —        | —             |
| 36           | 5            | —            | 5          | —            | —        | —          | 3            | —            | 3          | —                   | —        | —             |
| 35           | 7            | —            | 7          | —            | —        | —          | 7            | 2            | 5          | —                   | —        | —             |
| 34           | 6            | —            | 6          | —            | —        | —          | —            | —            | —          | —                   | —        | —             |
| 33           | 4            | —            | 4          | —            | —        | —          | 1            | —            | 1          | —                   | —        | —             |
| 32           | 1            | —            | 1          | —            | —        | —          | —            | —            | —          | —                   | —        | —             |
| 31           | —            | —            | —          | —            | —        | —          | 5            | —            | 5          | —                   | —        | —             |
| 30           | 2            | —            | 2          | —            | —        | —          | 19           | —            | 19         | —                   | —        | —             |
| 28           | 3,848        | 3,847        | 1          | —            | —        | —          | 3,849        | 3,847        | 2          | —                   | —        | —             |
| 27           | 4            | —            | 4          | —            | —        | —          | 5            | —            | 5          | —                   | —        | —             |
| 26           | —            | —            | —          | —            | —        | —          | 5            | —            | 2          | —                   | —        | 3             |
| 25           | 2            | —            | 2          | —            | —        | —          | 13           | —            | 13         | —                   | —        | —             |
| 22           | 167          | —            | 3          | 163          | —        | 1          | 177          | —            | 17         | 155                 | —        | 5             |
| 21           | 8            | —            | —          | —            | —        | 8          | 5            | —            | —          | —                   | —        | 5             |
| 20           | 16           | —            | 2          | 11           | —        | 3          | 18           | —            | 3          | 13                  | —        | 2             |
| 19           | 390          | —            | —          | 388          | —        | 2          | 400          | —            | —          | 392                 | —        | 8             |
| ≤ 18         | 2,872        | 1,748        | 37         | 773          | 2        | 312        | 3,039        | 1,748        | 89         | 832                 | 6        | 364           |
|              |              |              |            |              |          |            |              |              |            | <b>Total trips:</b> |          | <b>15,853</b> |

**BELLINGHAM BAY AND HARBOR, WA**

Inbound

Outbound

|                    |            |           |          |            |           |           |            |           |          |            |           |           |
|--------------------|------------|-----------|----------|------------|-----------|-----------|------------|-----------|----------|------------|-----------|-----------|
| <b>Grand Total</b> | <b>440</b> | <b>78</b> | <b>3</b> | <b>291</b> | <b>43</b> | <b>25</b> | <b>447</b> | <b>88</b> | <b>2</b> | <b>290</b> | <b>38</b> | <b>29</b> |
|--------------------|------------|-----------|----------|------------|-----------|-----------|------------|-----------|----------|------------|-----------|-----------|

FOREIGN

|              |           |          |          |           |          |          |           |          |          |           |           |           |
|--------------|-----------|----------|----------|-----------|----------|----------|-----------|----------|----------|-----------|-----------|-----------|
| <b>Total</b> | <b>51</b> | <b>9</b> | <b>—</b> | <b>27</b> | <b>9</b> | <b>6</b> | <b>63</b> | <b>8</b> | <b>—</b> | <b>33</b> | <b>10</b> | <b>12</b> |
| 33           | 1         | 1        | —        | —         | —        | —        | —         | —        | —        | —         | —         | —         |
| 27           | —         | —        | —        | —         | —        | —        | 1         | 1        | —        | —         | —         | —         |
| 26           | —         | —        | —        | —         | —        | —        | 1         | 1        | —        | —         | —         | —         |
| 24           | —         | —        | —        | —         | —        | —        | 1         | 1        | —        | —         | —         | —         |
| 23           | —         | —        | —        | —         | —        | —        | 2         | 1        | —        | —         | —         | 1         |
| 21           | —         | —        | —        | —         | —        | —        | 1         | —        | —        | —         | —         | 1         |
| ≤ 18         | 50        | 8        | —        | 27        | 9        | 6        | 57        | 4        | —        | 33        | 10        | 10        |

DOMESTIC

|              |            |           |          |            |           |           |            |           |          |                     |           |            |
|--------------|------------|-----------|----------|------------|-----------|-----------|------------|-----------|----------|---------------------|-----------|------------|
| <b>Total</b> | <b>389</b> | <b>69</b> | <b>3</b> | <b>264</b> | <b>34</b> | <b>19</b> | <b>384</b> | <b>80</b> | <b>2</b> | <b>257</b>          | <b>28</b> | <b>17</b>  |
| 25           | 1          | —         | 1        | —          | —         | —         | —          | —         | —        | —                   | —         | —          |
| 22           | 69         | —         | —        | 69         | —         | —         | 82         | —         | —        | 82                  | —         | —          |
| 19           | 90         | —         | —        | 90         | —         | —         | 91         | —         | —        | 91                  | —         | —          |
| ≤ 18         | 229        | 69        | 2        | 105        | 34        | 19        | 211        | 80        | 2        | 84                  | 28        | 17         |
|              |            |           |          |            |           |           |            |           |          | <b>Total trips:</b> |           | <b>887</b> |

Trips and Drafts of Vessels, 2002  
(draft in feet)

| Draft  | Self Propelled Vessels |                  |        |            | Non-Self Propelled Vessels |        | Self Propelled Vessels |                  |        |                     | Non-Self Propelled Vessels |        |
|--|------------------------|------------------|--------|------------|----------------------------|--------|------------------------|------------------|--------|---------------------|----------------------------|--------|
|  | Total                  | Pass & Dry Cargo | Tanker | Tow or Tug | Dry Cargo                  | Tanker | Total                  | Pass & Dry Cargo | Tanker | Tow or Tug          | Dry Cargo                  | Tanker |
| <b>BLAINE HARBOR, WA</b><br>No Vessel Trips Reported                               |                        |                  |        |            |                            |        |                        |                  |        |                     |                            |        |
| <b>COLUMBIA RIVER BETWEEN WENATCHEE AND KETTLE FALLS, WA</b><br>(10 feet and less) |                        |                  |        |            |                            |        |                        |                  |        |                     |                            |        |
|  |                        |                  |        | Upbound    |                            |        |                        |                  |        |                     | Downbound                  |        |
| <b>Grand Total</b>   | 13,611                 | 13,603           | ---    | 8          | ---                        | ---    | 13,611                 | 13,603           | ---    | 8                   | ---                        | ---    |
|  |                        |                  |        |            |                            |        |                        |                  |        | <b>Total trips:</b> | ---                        | 27,222 |
| <b>FLATHEAD LAKE, MT</b><br>No Vessel Trips Reported                               |                        |                  |        |            |                            |        |                        |                  |        |                     |                            |        |
| <b>HOQUIAM RIVER, WA</b><br>No Vessel Trips Reported                               |                        |                  |        |            |                            |        |                        |                  |        |                     |                            |        |
| <b>KOOTENAI RIVER, ID AND MT</b><br>No Vessel Trips Reported                       |                        |                  |        |            |                            |        |                        |                  |        |                     |                            |        |
| <b>NEAH BAY, WA</b><br>(14 feet and less)  |                        |                  |        |            |                            |        |                        |                  |        |                     |                            |        |
|  |                        |                  |        | Inbound    |                            |        |                        |                  |        |                     | Outbound                   |        |
| <b>Grand Total</b>   | 5                      | ---              | ---    | 5          | ---                        | ---    | 3                      | ---              | ---    | 3                   | ---                        | ---    |
|  |                        |                  |        |            |                            |        |                        |                  |        | <b>Total trips:</b> | ---                        | 8      |
| <b>PORT GAMBLE HARBOR, WA</b><br>(12 feet and less)                                |                        |                  |        |            |                            |        |                        |                  |        |                     |                            |        |
|  |                        |                  |        | Inbound    |                            |        |                        |                  |        |                     | Outbound                   |        |
| <b>Grand Total</b>   | 29                     | ---              | ---    | 29         | ---                        | ---    | 29                     | ---              | ---    | 29                  | ---                        | ---    |
|  |                        |                  |        |            |                            |        |                        |                  |        | <b>Total trips:</b> | ---                        | 58     |
| <b>PORT TOWNSEND HARBOR, WA</b><br>(28 feet and less)                              |                        |                  |        |            |                            |        |                        |                  |        |                     |                            |        |
|  |                        |                  |        | Inbound    |                            |        |                        |                  |        |                     | Outbound                   |        |
| <b>Grand Total</b>   | 4,522                  | 4,326            | ---    | 116        | 64                         | 16     | 4,504                  | 4,319            | ---    | 110                 | 61                         | 14     |
|  |                        |                  |        |            |                            |        |                        |                  |        | <b>Total trips:</b> | ---                        | 9,026  |
| <b>QUILLAYUTE RIVER, WA</b><br>(5 feet and less)                                   |                        |                  |        |            |                            |        |                        |                  |        |                     |                            |        |
|  |                        |                  |        | Upbound    |                            |        |                        |                  |        |                     | Downbound                  |        |
| <b>Grand Total</b>   | 1                      | ---              | ---    | 1          | ---                        | ---    | 2                      | ---              | ---    | 2                   | ---                        | ---    |
|  |                        |                  |        |            |                            |        |                        |                  |        | <b>Total trips:</b> | ---                        | 3      |
| <b>SKAGIT RIVER, WA</b><br>(12 feet and less)                                      |                        |                  |        |            |                            |        |                        |                  |        |                     |                            |        |
|  |                        |                  |        | Upbound    |                            |        |                        |                  |        |                     | Downbound                  |        |
| <b>Grand Total</b>   | 68                     | 66               | ---    | 1          | ---                        | 1      | 25                     | 22               | ---    | 2                   | ---                        | 1      |
|  |                        |                  |        |            |                            |        |                        |                  |        | <b>Total trips:</b> | ---                        | 93     |
| <b>STILLAGUAMISH RIVER, WA</b><br>No Vessel Trips Reported                         |                        |                  |        |            |                            |        |                        |                  |        |                     |                            |        |

Trips and Drafts of Vessels, 2002  
(draft in feet)

| Draft  | Self Propelled Vessels |                  |            |              | Non-Self Propelled Vessels |            | Self Propelled Vessels |                  |            |                     | Non-Self Propelled Vessels |                |
|--|------------------------|------------------|------------|--------------|----------------------------|------------|------------------------|------------------|------------|---------------------|----------------------------|----------------|
|  | Total                  | Pass & Dry Cargo | Tanker     | Tow or Tug   | Dry Cargo                  | Tanker     | Total                  | Pass & Dry Cargo | Tanker     | Tow or Tug          | Dry Cargo                  | Tanker         |
| <b>SWINOMISH CHANNEL, WA</b><br>(12 feet and less)                                 |                        |                  |            |              |                            |            |                        |                  |            |                     |                            |                |
|  |                        |                  |            | Upbound      |                            |            |                        |                  |            | Downbound           |                            |                |
| <b>Grand Total</b>   | <b>154</b>             | <b>6</b>         | <b>—</b>   | <b>129</b>   | <b>18</b>                  | <b>1</b>   | <b>124</b>             | <b>6</b>         | <b>—</b>   | <b>98</b>           | <b>19</b>                  | <b>1</b>       |
|  |                        |                  |            |              |                            |            |                        |                  |            | <b>Total trips:</b> |                            | <b>278</b>     |
| <b>WATERWAY CONNECTING PORT TOWNSEND BAY AND OAK BAY, WA</b><br>(17 feet and less) |                        |                  |            |              |                            |            |                        |                  |            |                     |                            |                |
|  |                        |                  |            | Upbound      |                            |            |                        |                  |            | Downbound           |                            |                |
| <b>Grand Total</b>   | <b>50</b>              | <b>—</b>         | <b>—</b>   | <b>50</b>    | <b>—</b>                   | <b>—</b>   | <b>33</b>              | <b>—</b>         | <b>—</b>   | <b>33</b>           | <b>—</b>                   | <b>—</b>       |
|  |                        |                  |            |              |                            |            |                        |                  |            | <b>Total trips:</b> |                            | <b>83</b>      |
| <b>WILLAPA RIVER AND HARBOR, AND NASELLE RIVER, WA</b><br>(13 feet and less)       |                        |                  |            |              |                            |            |                        |                  |            |                     |                            |                |
|  |                        |                  |            | Inbound      |                            |            |                        |                  |            | Outbound            |                            |                |
| <b>Grand Total</b>   | <b>219</b>             | <b>—</b>         | <b>—</b>   | <b>98</b>    | <b>121</b>                 | <b>—</b>   | <b>221</b>             | <b>—</b>         | <b>—</b>   | <b>102</b>          | <b>119</b>                 | <b>—</b>       |
|  |                        |                  |            |              |                            |            |                        |                  |            | <b>Total trips:</b> |                            | <b>440</b>     |
| <b>COEUR D ALENE LAKE AND ST. JOE RIVER, ID</b><br>(7 feet and less)               |                        |                  |            |              |                            |            |                        |                  |            |                     |                            |                |
|  |                        |                  |            | Upbound      |                            |            |                        |                  |            | Downbound           |                            |                |
| <b>Grand Total</b>   | <b>526</b>             | <b>—</b>         | <b>—</b>   | <b>526</b>   | <b>—</b>                   | <b>—</b>   | <b>526</b>             | <b>—</b>         | <b>—</b>   | <b>526</b>          | <b>—</b>                   | <b>—</b>       |
|  |                        |                  |            |              |                            |            |                        |                  |            | <b>Total trips:</b> |                            | <b>1,052</b>   |
| <b>OTHER PUGET SOUND AREA PORTS, WA</b><br>(56 feet and less)                      |                        |                  |            |              |                            |            |                        |                  |            |                     |                            |                |
|  |                        |                  |            | Inbound      |                            |            |                        |                  |            | Outbound            |                            |                |
| <b>Grand Total</b>   | <b>113,120</b>         | <b>108,670</b>   | <b>272</b> | <b>3,288</b> | <b>498</b>                 | <b>392</b> | <b>113,760</b>         | <b>108,675</b>   | <b>282</b> | <b>3,293</b>        | <b>1,098</b>               | <b>412</b>     |
|  |                        |                  |            |              |                            |            |                        |                  |            | <b>Total trips:</b> |                            | <b>226,880</b> |

Trips and Drafts of Vessels, 2002  
(draft in feet)

| Draft                       | Self Propelled Vessels |                  |            |            | Non-Self Propelled Vessels |            | Self Propelled Vessels |                  |            |            | Non-Self Propelled Vessels |              |
|-----------------------------|------------------------|------------------|------------|------------|----------------------------|------------|------------------------|------------------|------------|------------|----------------------------|--------------|
|                             | Total                  | Pass & Dry Cargo | Tanker     | Tow or Tug | Dry Cargo                  | Tanker     | Total                  | Pass & Dry Cargo | Tanker     | Tow or Tug | Dry Cargo                  | Tanker       |
| <b>KETCHIKAN HARBOR, AK</b> |                        |                  |            |            |                            |            |                        |                  |            |            |                            |              |
|                             | Inbound                |                  |            |            |                            |            | Outbound               |                  |            |            |                            |              |
| <b>Grand Total</b>          | <b>2,518</b>           | <b>1,155</b>     | <b>---</b> | <b>780</b> | <b>465</b>                 | <b>118</b> | <b>2,460</b>           | <b>1,143</b>     | <b>---</b> | <b>719</b> | <b>467</b>                 | <b>131</b>   |
| <b>FOREIGN</b>              |                        |                  |            |            |                            |            |                        |                  |            |            |                            |              |
| <b>Total</b>                | <b>756</b>             | <b>487</b>       | <b>---</b> | <b>222</b> | <b>43</b>                  | <b>4</b>   | <b>733</b>             | <b>479</b>       | <b>---</b> | <b>205</b> | <b>44</b>                  | <b>5</b>     |
| 29                          | 18                     | 18               | ---        | ---        | ---                        | ---        | 18                     | 18               | ---        | ---        | ---                        | ---          |
| 28                          | 50                     | 50               | ---        | ---        | ---                        | ---        | 47                     | 47               | ---        | ---        | ---                        | ---          |
| 27                          | 96                     | 96               | ---        | ---        | ---                        | ---        | 97                     | 97               | ---        | ---        | ---                        | ---          |
| 26                          | 53                     | 53               | ---        | ---        | ---                        | ---        | 52                     | 52               | ---        | ---        | ---                        | ---          |
| 25                          | 73                     | 73               | ---        | ---        | ---                        | ---        | 73                     | 73               | ---        | ---        | ---                        | ---          |
| 24                          | 67                     | 67               | ---        | ---        | ---                        | ---        | 67                     | 67               | ---        | ---        | ---                        | ---          |
| 23                          | 19                     | 19               | ---        | ---        | ---                        | ---        | 19                     | 19               | ---        | ---        | ---                        | ---          |
| 22                          | 3                      | 3                | ---        | ---        | ---                        | ---        | 3                      | 3                | ---        | ---        | ---                        | ---          |
| 21                          | 20                     | 20               | ---        | ---        | ---                        | ---        | 18                     | 18               | ---        | ---        | ---                        | ---          |
| 20                          | 5                      | 5                | ---        | ---        | ---                        | ---        | 9                      | 9                | ---        | ---        | ---                        | ---          |
| 19                          | 2                      | 2                | ---        | ---        | ---                        | ---        | 3                      | 3                | ---        | ---        | ---                        | ---          |
| 18                          | 14                     | 12               | ---        | 2          | ---                        | ---        | 14                     | 12               | ---        | 2          | ---                        | ---          |
| 17                          | 22                     | 10               | ---        | 11         | 1                          | ---        | 18                     | 8                | ---        | 10         | ---                        | ---          |
| 16                          | 31                     | 9                | ---        | 19         | 3                          | ---        | 27                     | 8                | ---        | 14         | 5                          | ---          |
| 15                          | 7                      | 4                | ---        | ---        | 3                          | ---        | 12                     | 4                | ---        | 5          | 3                          | ---          |
| 14                          | 19                     | 1                | ---        | 11         | 7                          | ---        | 18                     | 1                | ---        | 9          | 8                          | ---          |
| 13                          | 15                     | 5                | ---        | 5          | 5                          | ---        | 13                     | 1                | ---        | 4          | 8                          | ---          |
| ≤ 12                        | 242                    | 40               | ---        | 174        | 24                         | 4          | 225                    | 39               | ---        | 161        | 20                         | 5            |
| <b>DOMESTIC</b>             |                        |                  |            |            |                            |            |                        |                  |            |            |                            |              |
| <b>Total</b>                | <b>1,762</b>           | <b>668</b>       | <b>---</b> | <b>558</b> | <b>422</b>                 | <b>114</b> | <b>1,727</b>           | <b>664</b>       | <b>---</b> | <b>514</b> | <b>423</b>                 | <b>126</b>   |
| 20                          | 15                     | ---              | ---        | 14         | ---                        | 1          | 14                     | ---              | ---        | 14         | ---                        | ---          |
| 19                          | 6                      | ---              | ---        | 6          | ---                        | ---        | 5                      | ---              | ---        | 5          | ---                        | ---          |
| 18                          | 294                    | 218              | ---        | 76         | ---                        | ---        | 280                    | 220              | ---        | 60         | ---                        | ---          |
| 17                          | 86                     | 85               | ---        | 1          | ---                        | ---        | 103                    | 102              | ---        | 1          | ---                        | ---          |
| 16                          | 6                      | ---              | ---        | 6          | ---                        | ---        | 6                      | ---              | ---        | 6          | ---                        | ---          |
| 15                          | 208                    | 18               | ---        | 33         | 157                        | ---        | 189                    | ---              | ---        | 32         | 157                        | ---          |
| 14                          | 398                    | 284              | ---        | 59         | 55                         | ---        | 386                    | 280              | ---        | 52         | 54                         | ---          |
| 13                          | 21                     | ---              | ---        | 20         | ---                        | 1          | 17                     | ---              | ---        | 11         | ---                        | 6            |
| ≤ 12                        | 728                    | 63               | ---        | 343        | 210                        | 112        | 727                    | 62               | ---        | 333        | 212                        | 120          |
|                             |                        |                  |            |            |                            |            |                        |                  |            |            | <b>Total trips:</b>        | <b>4,978</b> |
| <b>WRANGELL NARROWS, AK</b> |                        |                  |            |            |                            |            |                        |                  |            |            |                            |              |
|                             | Upbound                |                  |            |            |                            |            | Downbound              |                  |            |            |                            |              |
| <b>Grand Total</b>          | <b>1,650</b>           | <b>634</b>       | <b>---</b> | <b>427</b> | <b>489</b>                 | <b>100</b> | <b>1,509</b>           | <b>634</b>       | <b>---</b> | <b>364</b> | <b>430</b>                 | <b>81</b>    |
| <b>DOMESTIC</b>             |                        |                  |            |            |                            |            |                        |                  |            |            |                            |              |
| <b>Total</b>                | <b>1,650</b>           | <b>634</b>       | <b>---</b> | <b>427</b> | <b>489</b>                 | <b>100</b> | <b>1,509</b>           | <b>634</b>       | <b>---</b> | <b>364</b> | <b>430</b>                 | <b>81</b>    |
| 20                          | 12                     | ---              | ---        | 12         | ---                        | ---        | 12                     | ---              | ---        | 12         | ---                        | ---          |
| 19                          | 6                      | ---              | ---        | 6          | ---                        | ---        | 6                      | ---              | ---        | 6          | ---                        | ---          |
| 18                          | 368                    | 302              | ---        | 66         | ---                        | ---        | 419                    | 354              | ---        | 65         | ---                        | ---          |
| 17                          | 170                    | 170              | ---        | ---        | ---                        | ---        | 122                    | 122              | ---        | ---        | ---                        | ---          |
| 16                          | 8                      | 2                | ---        | 6          | ---                        | ---        | 8                      | ---              | ---        | 8          | ---                        | ---          |
| 15                          | 200                    | 6                | ---        | 35         | 159                        | ---        | 169                    | ---              | ---        | 23         | 146                        | ---          |
| 14                          | 163                    | 61               | ---        | 45         | 56                         | 1          | 170                    | 65               | ---        | 44         | 61                         | ---          |
| 13                          | 20                     | 5                | ---        | 11         | ---                        | 4          | 19                     | 3                | ---        | 16         | ---                        | ---          |
| ≤ 12                        | 703                    | 88               | ---        | 246        | 274                        | 95         | 584                    | 90               | ---        | 190        | 223                        | 81           |
|                             |                        |                  |            |            |                            |            |                        |                  |            |            | <b>Total trips:</b>        | <b>3,159</b> |
| <b>JUNEAU HARBOR, AK</b>    |                        |                  |            |            |                            |            |                        |                  |            |            |                            |              |
|                             | Upbound                |                  |            |            |                            |            | Downbound              |                  |            |            |                            |              |
| <b>Grand Total</b>          | <b>3,028</b>           | <b>2,405</b>     | <b>---</b> | <b>293</b> | <b>244</b>                 | <b>86</b>  | <b>3,023</b>           | <b>2,406</b>     | <b>---</b> | <b>306</b> | <b>251</b>                 | <b>60</b>    |
| <b>FOREIGN</b>              |                        |                  |            |            |                            |            |                        |                  |            |            |                            |              |
| <b>Total</b>                | <b>469</b>             | <b>450</b>       | <b>---</b> | <b>15</b>  | <b>4</b>                   | <b>---</b> | <b>473</b>             | <b>451</b>       | <b>---</b> | <b>18</b>  | <b>4</b>                   | <b>---</b>   |
| 36                          | ---                    | ---              | ---        | ---        | ---                        | ---        | 1                      | 1                | ---        | ---        | ---                        | ---          |
| 34                          | 1                      | 1                | ---        | ---        | ---                        | ---        | 1                      | 1                | ---        | ---        | ---                        | ---          |

Trips and Drafts of Vessels, 2002  
(draft in feet)

| Draft | Self Propelled Vessels |                  |        |            | Non-Self Propelled Vessels |        | Self Propelled Vessels |                  |        |            | Non-Self Propelled Vessels |        |
|-------|------------------------|------------------|--------|------------|----------------------------|--------|------------------------|------------------|--------|------------|----------------------------|--------|
|       | Total                  | Pass & Dry Cargo | Tanker | Tow or Tug | Dry Cargo                  | Tanker | Total                  | Pass & Dry Cargo | Tanker | Tow or Tug | Dry Cargo                  | Tanker |

**JUNEAU HARBOR, AK - continued**

Upbound

Downbound

FOREIGN

|    |     |     |   |   |   |   |     |     |   |   |   |   |
|----|-----|-----|---|---|---|---|-----|-----|---|---|---|---|
| 33 | 1   | 1   | — | — | — | — | 2   | 2   | — | — | — | — |
| 32 | 1   | 1   | — | — | — | — | 1   | 1   | — | — | — | — |
| 31 | 1   | 1   | — | — | — | — | 5   | 5   | — | — | — | — |
| 30 | —   | —   | — | — | — | — | 4   | 4   | — | — | — | — |
| 29 | 19  | 19  | — | — | — | — | 18  | 18  | — | — | — | — |
| 28 | 22  | 22  | — | — | — | — | 21  | 21  | — | — | — | — |
| 27 | 119 | 119 | — | — | — | — | 120 | 120 | — | — | — | — |
| 26 | 51  | 51  | — | — | — | — | 51  | 51  | — | — | — | — |
| 25 | 96  | 96  | — | — | — | — | 100 | 100 | — | — | — | — |
| 24 | 71  | 71  | — | — | — | — | 72  | 72  | — | — | — | — |
| 23 | 19  | 19  | — | — | — | — | 19  | 19  | — | — | — | — |
| 22 | 5   | 5   | — | — | — | — | 1   | 1   | — | — | — | — |
| 21 | 14  | 14  | — | — | — | — | 14  | 14  | — | — | — | — |
| 20 | 2   | 2   | — | — | — | — | 1   | 1   | — | — | — | — |
| 18 | 13  | 13  | — | — | — | — | 10  | 10  | — | — | — | — |
| 17 | 2   | 2   | — | — | — | — | 1   | —   | — | 1 | — | — |
| 16 | 2   | 1   | — | — | 1 | — | —   | —   | — | — | — | — |
| 15 | 4   | 3   | — | — | 1 | — | 4   | 3   | — | — | 1 | — |
| 14 | 3   | 2   | — | 1 | — | — | —   | —   | — | — | — | — |
| 13 | —   | —   | — | — | — | — | 1   | —   | — | — | 1 | — |
| 12 | 10  | 6   | — | 3 | 1 | — | 8   | 6   | — | 1 | 1 | — |
| 11 | 5   | —   | — | 5 | — | — | 5   | —   | — | 5 | — | — |
| 10 | 2   | 1   | — | 1 | — | — | 3   | 1   | — | 2 | — | — |
| 9  | 2   | —   | — | 1 | 1 | — | 4   | —   | — | 4 | — | — |
| 8  | 2   | —   | — | 2 | — | — | 2   | —   | — | 2 | — | — |
| 7  | 2   | —   | — | 2 | — | — | 2   | —   | — | 2 | — | — |
| 6  | —   | —   | — | — | — | — | 1   | —   | — | 1 | — | — |
| 3  | —   | —   | — | — | — | — | 1   | —   | — | — | 1 | — |

DOMESTIC

|              |              |              |          |            |            |           |              |              |          |            |            |           |
|--------------|--------------|--------------|----------|------------|------------|-----------|--------------|--------------|----------|------------|------------|-----------|
| <b>Total</b> | <b>2,559</b> | <b>1,955</b> | <b>—</b> | <b>278</b> | <b>240</b> | <b>86</b> | <b>2,550</b> | <b>1,955</b> | <b>—</b> | <b>288</b> | <b>247</b> | <b>60</b> |
| 20           | 12           | —            | —        | 12         | —          | —         | 12           | —            | —        | 12         | —          | —         |
| 19           | 6            | —            | —        | 6          | —          | —         | 7            | —            | —        | 7          | —          | —         |
| 18           | 455          | 385          | —        | 70         | —          | —         | 525          | 459          | —        | 66         | —          | —         |
| 17           | 173          | 173          | —        | —          | —          | —         | 153          | 153          | —        | —          | —          | —         |
| 16           | 8            | —            | —        | 7          | —          | 1         | 7            | —            | —        | 7          | —          | —         |
| 15           | 182          | 53           | —        | 7          | 122        | —         | 130          | 1            | —        | 7          | 122        | —         |
| 14           | 151          | 87           | —        | 26         | 37         | 1         | 156          | 83           | —        | 31         | 42         | —         |
| 13           | 16           | —            | —        | 15         | —          | 1         | 12           | —            | —        | 12         | —          | —         |
| 12           | 17           | —            | —        | 17         | —          | —         | 8            | —            | —        | 8          | —          | —         |
| 11           | 46           | —            | —        | 40         | 3          | 3         | 43           | —            | —        | 33         | 7          | 3         |
| 10           | 51           | 16           | —        | 32         | —          | 3         | 51           | 16           | —        | 31         | —          | 4         |
| 9            | 39           | 17           | —        | 20         | 2          | —         | 42           | 18           | —        | 21         | 2          | 1         |
| 8            | 14           | —            | —        | 10         | —          | 4         | 31           | —            | —        | 27         | —          | 4         |
| 7            | 27           | 16           | —        | 8          | —          | 3         | 42           | 16           | —        | 24         | —          | 2         |
| 6            | 45           | 35           | —        | 8          | —          | 2         | 40           | 36           | —        | 2          | —          | 2         |
| 5            | 42           | —            | —        | —          | 41         | 1         | 44           | —            | —        | —          | 41         | 3         |
| 4            | 567          | 540          | —        | —          | —          | 27        | 555          | 540          | —        | —          | —          | 15        |
| 3            | 671          | 633          | —        | —          | 21         | 17        | 671          | 633          | —        | —          | 21         | 17        |
| 2            | 37           | —            | —        | —          | 14         | 23        | 21           | —            | —        | —          | 12         | 9         |

**Total trips: 6,051**

**VALDEZ HARBOR, AK**

Inbound

Outbound

|                    |            |            |            |           |          |           |            |            |            |           |          |           |
|--------------------|------------|------------|------------|-----------|----------|-----------|------------|------------|------------|-----------|----------|-----------|
| <b>Grand Total</b> | <b>801</b> | <b>267</b> | <b>455</b> | <b>48</b> | <b>7</b> | <b>24</b> | <b>873</b> | <b>269</b> | <b>503</b> | <b>57</b> | <b>9</b> | <b>35</b> |
|--------------------|------------|------------|------------|-----------|----------|-----------|------------|------------|------------|-----------|----------|-----------|

FOREIGN

|              |          |          |          |          |          |          |          |          |          |          |          |          |
|--------------|----------|----------|----------|----------|----------|----------|----------|----------|----------|----------|----------|----------|
| <b>Total</b> | <b>5</b> | <b>1</b> | <b>3</b> | <b>1</b> | <b>—</b> | <b>—</b> | <b>3</b> | <b>3</b> | <b>—</b> | <b>—</b> | <b>—</b> | <b>—</b> |
| 37           | 1        | —        | 1        | —        | —        | —        | —        | —        | —        | —        | —        | —        |
| 33           | 1        | —        | 1        | —        | —        | —        | —        | —        | —        | —        | —        | —        |
| 25           | 1        | —        | 1        | —        | —        | —        | —        | —        | —        | —        | —        | —        |
| 17           | —        | —        | —        | —        | —        | —        | 1        | 1        | —        | —        | —        | —        |
| 16           | —        | —        | —        | —        | —        | —        | 1        | 1        | —        | —        | —        | —        |
| 14           | 1        | 1        | —        | —        | —        | —        | 1        | 1        | —        | —        | —        | —        |
| ≤ 12         | 1        | —        | —        | 1        | —        | —        | —        | —        | —        | —        | —        | —        |

Trips and Drafts of Vessels, 2002  
(draft in feet)

| Draft                                | Self Propelled Vessels |                  |            |            | Non-Self Propelled Vessels |           | Self Propelled Vessels |                  |            |                     | Non-Self Propelled Vessels |              |
|--------------------------------------|------------------------|------------------|------------|------------|----------------------------|-----------|------------------------|------------------|------------|---------------------|----------------------------|--------------|
|                                      | Total                  | Pass & Dry Cargo | Tanker     | Tow or Tug | Dry Cargo                  | Tanker    | Total                  | Pass & Dry Cargo | Tanker     | Tow or Tug          | Dry Cargo                  | Tanker       |
| <b>VALDEZ HARBOR, AK - continued</b> |                        |                  |            |            |                            |           |                        |                  |            |                     |                            |              |
|                                      | Inbound                |                  |            |            |                            |           | Outbound               |                  |            |                     |                            |              |
| <b>DOMESTIC</b>                      |                        |                  |            |            |                            |           |                        |                  |            |                     |                            |              |
| <b>Total</b>                         | <b>796</b>             | <b>266</b>       | <b>452</b> | <b>47</b>  | <b>7</b>                   | <b>24</b> | <b>870</b>             | <b>266</b>       | <b>503</b> | <b>57</b>           | <b>9</b>                   | <b>35</b>    |
| 69                                   | —                      | —                | —          | —          | —                          | —         | 1                      | —                | 1          | —                   | —                          | —            |
| 68                                   | —                      | —                | —          | —          | —                          | —         | 1                      | —                | 1          | —                   | —                          | —            |
| 66                                   | —                      | —                | —          | —          | —                          | —         | 1                      | —                | 1          | —                   | —                          | —            |
| 62                                   | —                      | —                | —          | —          | —                          | —         | 1                      | —                | 1          | —                   | —                          | —            |
| 61                                   | —                      | —                | —          | —          | —                          | —         | 8                      | —                | 8          | —                   | —                          | —            |
| 60                                   | —                      | —                | —          | —          | —                          | —         | 3                      | —                | 3          | —                   | —                          | —            |
| 59                                   | 1                      | —                | 1          | —          | —                          | —         | 13                     | —                | 13         | —                   | —                          | —            |
| 58                                   | 4                      | —                | 4          | —          | —                          | —         | 21                     | —                | 21         | —                   | —                          | —            |
| 57                                   | —                      | —                | —          | —          | —                          | —         | 17                     | —                | 17         | —                   | —                          | —            |
| 56                                   | 2                      | —                | 2          | —          | —                          | —         | 7                      | —                | 7          | —                   | —                          | —            |
| 55                                   | —                      | —                | —          | —          | —                          | —         | 12                     | —                | 12         | —                   | —                          | —            |
| 54                                   | —                      | —                | —          | —          | —                          | —         | 35                     | —                | 35         | —                   | —                          | —            |
| 53                                   | 3                      | —                | 3          | —          | —                          | —         | 20                     | —                | 20         | —                   | —                          | —            |
| 52                                   | —                      | —                | —          | —          | —                          | —         | 34                     | —                | 34         | —                   | —                          | —            |
| 51                                   | —                      | —                | —          | —          | —                          | —         | 8                      | —                | 8          | —                   | —                          | —            |
| 50                                   | 1                      | —                | 1          | —          | —                          | —         | 1                      | —                | 1          | —                   | —                          | —            |
| 49                                   | —                      | —                | —          | —          | —                          | —         | 3                      | —                | 3          | —                   | —                          | —            |
| 48                                   | 2                      | —                | 2          | —          | —                          | —         | 48                     | —                | 48         | —                   | —                          | —            |
| 47                                   | —                      | —                | —          | —          | —                          | —         | 20                     | —                | 20         | —                   | —                          | —            |
| 46                                   | —                      | —                | —          | —          | —                          | —         | 25                     | —                | 25         | —                   | —                          | —            |
| 45                                   | —                      | —                | —          | —          | —                          | —         | 10                     | —                | 10         | —                   | —                          | —            |
| 44                                   | —                      | —                | —          | —          | —                          | —         | 23                     | —                | 23         | —                   | —                          | —            |
| 43                                   | 2                      | —                | 2          | —          | —                          | —         | 4                      | —                | 4          | —                   | —                          | —            |
| 42                                   | 2                      | —                | 2          | —          | —                          | —         | 3                      | —                | 3          | —                   | —                          | —            |
| 41                                   | 2                      | —                | 2          | —          | —                          | —         | 4                      | —                | 4          | —                   | —                          | —            |
| 40                                   | 19                     | —                | 19         | —          | —                          | —         | 73                     | —                | 73         | —                   | —                          | —            |
| 39                                   | 6                      | —                | 6          | —          | —                          | —         | 51                     | —                | 51         | —                   | —                          | —            |
| 38                                   | 2                      | —                | 2          | —          | —                          | —         | 22                     | —                | 22         | —                   | —                          | —            |
| 37                                   | —                      | —                | —          | —          | —                          | —         | 20                     | —                | 20         | —                   | —                          | —            |
| 36                                   | 1                      | —                | 1          | —          | —                          | —         | 1                      | —                | 1          | —                   | —                          | —            |
| 35                                   | —                      | —                | —          | —          | —                          | —         | 10                     | —                | 10         | —                   | —                          | —            |
| 31                                   | 10                     | —                | 10         | —          | —                          | —         | —                      | —                | —          | —                   | —                          | —            |
| 30                                   | 24                     | —                | 24         | —          | —                          | —         | 1                      | —                | 1          | —                   | —                          | —            |
| 27                                   | 62                     | —                | 62         | —          | —                          | —         | —                      | —                | —          | —                   | —                          | —            |
| 26                                   | 4                      | —                | 4          | —          | —                          | —         | —                      | —                | —          | —                   | —                          | —            |
| 25                                   | 30                     | —                | 30         | —          | —                          | —         | —                      | —                | —          | —                   | —                          | —            |
| 23                                   | 8                      | —                | 8          | —          | —                          | —         | —                      | —                | —          | —                   | —                          | —            |
| 22                                   | 32                     | —                | 32         | —          | —                          | —         | 4                      | —                | —          | —                   | 3                          | 1            |
| 20                                   | 22                     | —                | 6          | 16         | —                          | —         | 25                     | —                | —          | 23                  | 1                          | 1            |
| 19                                   | 2                      | —                | —          | 2          | —                          | —         | 17                     | —                | —          | 5                   | 1                          | 11           |
| 18                                   | 32                     | 31               | —          | —          | —                          | 1         | 33                     | 31               | —          | —                   | —                          | 2            |
| 17                                   | 2                      | —                | —          | 2          | —                          | —         | 3                      | —                | —          | 2                   | —                          | 1            |
| 16                                   | —                      | —                | —          | —          | —                          | —         | 1                      | —                | —          | —                   | 1                          | —            |
| 15                                   | 41                     | 38               | —          | 2          | 1                          | —         | 38                     | 31               | —          | 6                   | 1                          | —            |
| 14                                   | 193                    | 167              | 17         | 9          | —                          | —         | 189                    | 174              | —          | 14                  | —                          | 1            |
| 13                                   | 1                      | 1                | —          | —          | —                          | —         | 5                      | 1                | —          | —                   | —                          | 4            |
| ≤ 12                                 | 286                    | 29               | 212        | 16         | 6                          | 23        | 54                     | 29               | 2          | 7                   | 2                          | 14           |
|                                      |                        |                  |            |            |                            |           |                        |                  |            | <b>Total trips:</b> |                            | <b>1,674</b> |

| <b>SEWARD HARBOR, AK</b> |            |            |          |           |          |          |            |            |          |           |          |          |
|--------------------------|------------|------------|----------|-----------|----------|----------|------------|------------|----------|-----------|----------|----------|
|                          | Inbound    |            |          |           |          |          | Outbound   |            |          |           |          |          |
| <b>Grand Total</b>       | <b>220</b> | <b>183</b> | <b>—</b> | <b>29</b> | <b>7</b> | <b>1</b> | <b>207</b> | <b>182</b> | <b>—</b> | <b>17</b> | <b>7</b> | <b>1</b> |
| <b>FOREIGN</b>           |            |            |          |           |          |          |            |            |          |           |          |          |
| <b>Total</b>             | <b>105</b> | <b>105</b> | <b>—</b> | <b>—</b>  | <b>—</b> | <b>—</b> | <b>108</b> | <b>107</b> | <b>—</b> | <b>1</b>  | <b>—</b> | <b>—</b> |
| 40                       | —          | —          | —        | —         | —        | —        | 1          | 1          | —        | —         | —        | —        |
| 36                       | —          | —          | —        | —         | —        | —        | 2          | 2          | —        | —         | —        | —        |
| 31                       | —          | —          | —        | —         | —        | —        | 1          | 1          | —        | —         | —        | —        |
| 30                       | —          | —          | —        | —         | —        | —        | 1          | 1          | —        | —         | —        | —        |
| 29                       | 9          | 9          | —        | —         | —        | —        | 8          | 8          | —        | —         | —        | —        |
| 28                       | 6          | 6          | —        | —         | —        | —        | 7          | 7          | —        | —         | —        | —        |
| 27                       | 35         | 35         | —        | —         | —        | —        | 33         | 33         | —        | —         | —        | —        |
| 26                       | 10         | 10         | —        | —         | —        | —        | 10         | 10         | —        | —         | —        | —        |
| 25                       | 16         | 16         | —        | —         | —        | —        | 16         | 16         | —        | —         | —        | —        |
| 24                       | 8          | 8          | —        | —         | —        | —        | 9          | 9          | —        | —         | —        | —        |



Trips and Drafts of Vessels, 2002  
(draft in feet)

| Draft                                | Self Propelled Vessels |                  |          |            | Non-Self Propelled Vessels |          | Self Propelled Vessels |                  |          |            | Non-Self Propelled Vessels |            |
|--------------------------------------|------------------------|------------------|----------|------------|----------------------------|----------|------------------------|------------------|----------|------------|----------------------------|------------|
|                                      | Total                  | Pass & Dry Cargo | Tanker   | Tow or Tug | Dry Cargo                  | Tanker   | Total                  | Pass & Dry Cargo | Tanker   | Tow or Tug | Dry Cargo                  | Tanker     |
| <b>SEWARD HARBOR, AK - continued</b> |                        |                  |          |            |                            |          |                        |                  |          |            |                            |            |
|                                      | Inbound                |                  |          |            |                            |          | Outbound               |                  |          |            |                            |            |
| FOREIGN                              |                        |                  |          |            |                            |          |                        |                  |          |            |                            |            |
| 23                                   | 9                      | 9                | —        | —          | —                          | —        | 8                      | 8                | —        | —          | —                          | —          |
| 21                                   | 1                      | 1                | —        | —          | —                          | —        | 1                      | 1                | —        | —          | —                          | —          |
| 20                                   | 1                      | 1                | —        | —          | —                          | —        | —                      | —                | —        | —          | —                          | —          |
| 18                                   | 2                      | 2                | —        | —          | —                          | —        | 2                      | 2                | —        | —          | —                          | —          |
| 17                                   | 1                      | 1                | —        | —          | —                          | —        | 1                      | 1                | —        | —          | —                          | —          |
| 15                                   | 2                      | 2                | —        | —          | —                          | —        | 2                      | 2                | —        | —          | —                          | —          |
| 14                                   | —                      | —                | —        | —          | —                          | —        | 1                      | —                | —        | 1          | —                          | —          |
| 12                                   | 1                      | 1                | —        | —          | —                          | —        | 1                      | 1                | —        | —          | —                          | —          |
| 10                                   | 4                      | 4                | —        | —          | —                          | —        | 4                      | 4                | —        | —          | —                          | —          |
| DOMESTIC                             |                        |                  |          |            |                            |          |                        |                  |          |            |                            |            |
| <b>Total</b>                         | <b>115</b>             | <b>78</b>        | <b>—</b> | <b>29</b>  | <b>7</b>                   | <b>1</b> | <b>99</b>              | <b>75</b>        | <b>—</b> | <b>16</b>  | <b>7</b>                   | <b>1</b>   |
| 21                                   | 2                      | —                | —        | —          | 2                          | —        | —                      | —                | —        | —          | —                          | —          |
| 20                                   | 1                      | —                | —        | 1          | —                          | —        | 1                      | —                | —        | 1          | —                          | —          |
| 19                                   | —                      | —                | —        | —          | —                          | —        | 1                      | —                | —        | —          | 1                          | —          |
| 18                                   | 32                     | 32               | —        | —          | —                          | —        | 22                     | 22               | —        | —          | —                          | —          |
| 17                                   | 1                      | —                | —        | —          | 1                          | —        | 1                      | —                | —        | —          | 1                          | —          |
| 15                                   | 52                     | 43               | —        | 8          | 1                          | —        | 51                     | 50               | —        | —          | 1                          | —          |
| 14                                   | 2                      | —                | —        | 2          | —                          | —        | 2                      | —                | —        | 2          | —                          | —          |
| 13                                   | 3                      | —                | —        | 2          | 1                          | —        | 3                      | —                | —        | 2          | 1                          | —          |
| 12                                   | 5                      | —                | —        | 5          | —                          | —        | 6                      | —                | —        | 6          | —                          | —          |
| 11                                   | —                      | —                | —        | —          | —                          | —        | 1                      | 1                | —        | —          | —                          | —          |
| 10                                   | 4                      | —                | —        | 4          | —                          | —        | 2                      | —                | —        | 2          | —                          | —          |
| 9                                    | 10                     | 3                | —        | 7          | —                          | —        | 5                      | 2                | —        | 3          | —                          | —          |
| 7                                    | —                      | —                | —        | —          | —                          | —        | 1                      | —                | —        | —          | 1                          | —          |
| 5                                    | 1                      | —                | —        | —          | —                          | 1        | —                      | —                | —        | —          | —                          | —          |
| 3                                    | 2                      | —                | —        | —          | 2                          | —        | 3                      | —                | —        | —          | 2                          | 1          |
|                                      |                        |                  |          |            |                            |          |                        |                  |          |            | <b>Total trips:</b>        | <b>427</b> |

|                    |            |            |          |           |          |           |            |            |          |           |          |           |
|--------------------|------------|------------|----------|-----------|----------|-----------|------------|------------|----------|-----------|----------|-----------|
| <b>HOMER, AK</b>   |            |            |          |           |          |           |            |            |          |           |          |           |
|                    | Inbound    |            |          |           |          |           | Outbound   |            |          |           |          |           |
| <b>Grand Total</b> | <b>345</b> | <b>281</b> | <b>8</b> | <b>28</b> | <b>5</b> | <b>23</b> | <b>342</b> | <b>278</b> | <b>9</b> | <b>29</b> | <b>5</b> | <b>21</b> |
| FOREIGN            |            |            |          |           |          |           |            |            |          |           |          |           |
| <b>Total</b>       | <b>55</b>  | <b>38</b>  | <b>8</b> | <b>9</b>  | <b>—</b> | <b>—</b>  | <b>57</b>  | <b>39</b>  | <b>9</b> | <b>9</b>  | <b>—</b> | <b>—</b>  |
| 38                 | 1          | —          | 1        | —         | —        | —         | 1          | —          | 1        | —         | —        | —         |
| 36                 | —          | —          | —        | —         | —        | —         | 2          | 2          | —        | —         | —        | —         |
| 35                 | 2          | —          | 2        | —         | —        | —         | 1          | —          | 1        | —         | —        | —         |
| 34                 | —          | —          | —        | —         | —        | —         | 1          | 1          | —        | —         | —        | —         |
| 33                 | 1          | —          | 1        | —         | —        | —         | 1          | —          | 1        | —         | —        | —         |
| 31                 | 1          | 1          | —        | —         | —        | —         | 1          | 1          | —        | —         | —        | —         |
| 30                 | 1          | —          | 1        | —         | —        | —         | 1          | —          | 1        | —         | —        | —         |
| 29                 | —          | —          | —        | —         | —        | —         | 1          | 1          | —        | —         | —        | —         |
| 28                 | 3          | 3          | —        | —         | —        | —         | 2          | 2          | —        | —         | —        | —         |
| 27                 | 1          | 1          | —        | —         | —        | —         | —          | —          | —        | —         | —        | —         |
| 26                 | 3          | 2          | 1        | —         | —        | —         | 2          | 1          | 1        | —         | —        | —         |
| 25                 | 4          | 2          | 2        | —         | —        | —         | 3          | —          | 3        | —         | —        | —         |
| 24                 | 1          | 1          | —        | —         | —        | —         | 1          | 1          | —        | —         | —        | —         |
| 22                 | 2          | 2          | —        | —         | —        | —         | 6          | 5          | 1        | —         | —        | —         |
| 21                 | —          | —          | —        | —         | —        | —         | 4          | 4          | —        | —         | —        | —         |
| 20                 | 9          | 8          | —        | 1         | —        | —         | 10         | 8          | —        | 2         | —        | —         |
| 19                 | 2          | 2          | —        | —         | —        | —         | 3          | 3          | —        | —         | —        | —         |
| 18                 | 8          | 3          | —        | 5         | —        | —         | 7          | 2          | —        | 5         | —        | —         |
| 17                 | 4          | 2          | —        | 2         | —        | —         | 1          | —          | —        | 1         | —        | —         |
| 16                 | 2          | 2          | —        | —         | —        | —         | 1          | 1          | —        | —         | —        | —         |
| 15                 | 3          | 3          | —        | —         | —        | —         | 2          | 2          | —        | —         | —        | —         |
| 12                 | 2          | 2          | —        | —         | —        | —         | 3          | 3          | —        | —         | —        | —         |
| 11                 | 2          | 2          | —        | —         | —        | —         | 1          | 1          | —        | —         | —        | —         |
| 9                  | 1          | —          | —        | 1         | —        | —         | 1          | —          | —        | 1         | —        | —         |
| 8                  | 1          | 1          | —        | —         | —        | —         | 1          | 1          | —        | —         | —        | —         |
| 3                  | 1          | 1          | —        | —         | —        | —         | —          | —          | —        | —         | —        | —         |

Trips and Drafts of Vessels, 2002  
(draft in feet)

| Draft                        | Self Propelled Vessels |                  |         |            | Non-Self Propelled Vessels |           | Self Propelled Vessels |                  |          |                     | Non-Self Propelled Vessels |            |  |
|------------------------------|------------------------|------------------|---------|------------|----------------------------|-----------|------------------------|------------------|----------|---------------------|----------------------------|------------|--|
|                              | Total                  | Pass & Dry Cargo | Tanker  | Tow or Tug | Dry Cargo                  | Tanker    | Total                  | Pass & Dry Cargo | Tanker   | Tow or Tug          | Dry Cargo                  | Tanker     |  |
| <b>HOMER, AK - continued</b> |                        |                  |         |            |                            |           |                        |                  |          |                     |                            |            |  |
|                              |                        |                  | Inbound |            |                            |           |                        |                  | Outbound |                     |                            |            |  |
| DOMESTIC                     |                        |                  |         |            |                            |           |                        |                  |          |                     |                            |            |  |
| <b>Total</b>                 | <b>290</b>             | <b>243</b>       | —       | <b>19</b>  | <b>5</b>                   | <b>23</b> | <b>285</b>             | <b>239</b>       | —        | <b>20</b>           | <b>5</b>                   | <b>21</b>  |  |
| 20                           | 1                      | —                | —       | 1          | —                          | —         | 1                      | —                | —        | 1                   | —                          | —          |  |
| 18                           | 25                     | 24               | —       | —          | 1                          | —         | 22                     | 22               | —        | —                   | —                          | —          |  |
| 17                           | —                      | —                | —       | —          | —                          | —         | 1                      | —                | —        | —                   | 1                          | —          |  |
| 15                           | 133                    | 132              | —       | —          | 1                          | —         | 137                    | 136              | —        | —                   | 1                          | —          |  |
| 14                           | 15                     | 4                | —       | 10         | 1                          | —         | 13                     | —                | —        | 12                  | 1                          | —          |  |
| 13                           | 1                      | —                | —       | —          | —                          | 1         | —                      | —                | —        | —                   | —                          | —          |  |
| 12                           | 3                      | —                | —       | 1          | 2                          | —         | 3                      | —                | —        | 1                   | 2                          | —          |  |
| 11                           | 5                      | —                | —       | 2          | —                          | 3         | 3                      | —                | —        | 3                   | —                          | —          |  |
| 10                           | 5                      | —                | —       | —          | —                          | 5         | 4                      | —                | —        | —                   | —                          | 4          |  |
| 9                            | 26                     | 20               | —       | 5          | —                          | 1         | 24                     | 19               | —        | 3                   | —                          | 2          |  |
| 8                            | 1                      | —                | —       | —          | —                          | —         | 1                      | —                | —        | —                   | —                          | 1          |  |
| 7                            | —                      | —                | —       | —          | —                          | —         | 1                      | —                | —        | —                   | —                          | 1          |  |
| 6                            | —                      | —                | —       | —          | —                          | —         | 1                      | —                | —        | —                   | —                          | 1          |  |
| 5                            | 2                      | —                | —       | —          | —                          | 2         | —                      | —                | —        | —                   | —                          | —          |  |
| 4                            | 31                     | 29               | —       | —          | —                          | 2         | 56                     | 56               | —        | —                   | —                          | —          |  |
| 3                            | 42                     | 34               | —       | —          | —                          | 8         | 18                     | 6                | —        | —                   | —                          | 12         |  |
|                              |                        |                  |         |            |                            |           |                        |                  |          | <b>Total trips:</b> |                            | <b>687</b> |  |

| <b>ANCHORAGE, AK</b> |            |                  |           |            |           |           |            |                  |           |            |           |           |
|----------------------|------------|------------------|-----------|------------|-----------|-----------|------------|------------------|-----------|------------|-----------|-----------|
| Grand Total          | Inbound    |                  |           |            |           |           | Outbound   |                  |           |            |           |           |
|                      | Total      | Pass & Dry Cargo | Tanker    | Tow or Tug | Dry Cargo | Tanker    | Total      | Pass & Dry Cargo | Tanker    | Tow or Tug | Dry Cargo | Tanker    |
| <b>Grand Total</b>   | <b>532</b> | <b>328</b>       | <b>12</b> | <b>92</b>  | <b>43</b> | <b>57</b> | <b>527</b> | <b>298</b>       | <b>12</b> | <b>110</b> | <b>43</b> | <b>64</b> |
| FOREIGN              |            |                  |           |            |           |           |            |                  |           |            |           |           |
| <b>Total</b>         | <b>88</b>  | <b>68</b>        | <b>10</b> | <b>8</b>   | <b>1</b>  | <b>1</b>  | <b>81</b>  | <b>63</b>        | <b>10</b> | <b>7</b>   | <b>1</b>  | —         |
| 38                   | —          | —                | —         | —          | —         | —         | 1          | —                | 1         | —          | —         | —         |
| 37                   | 1          | —                | 1         | —          | —         | —         | —          | —                | —         | —          | —         | —         |
| 35                   | —          | —                | —         | —          | —         | —         | 4          | —                | 4         | —          | —         | —         |
| 34                   | —          | —                | —         | —          | —         | —         | 2          | —                | 2         | —          | —         | —         |
| 33                   | 1          | —                | 1         | —          | —         | —         | 1          | —                | 1         | —          | —         | —         |
| 32                   | 1          | —                | 1         | —          | —         | —         | —          | —                | —         | —          | —         | —         |
| 31                   | 3          | 3                | —         | —          | —         | —         | —          | —                | —         | —          | —         | —         |
| 30                   | 3          | 2                | 1         | —          | —         | —         | 1          | 1                | —         | —          | —         | —         |
| 29                   | 1          | —                | 1         | —          | —         | —         | 1          | 1                | —         | —          | —         | —         |
| 28                   | 2          | 1                | 1         | —          | —         | —         | 1          | 1                | —         | —          | —         | —         |
| 27                   | 4          | 4                | —         | —          | —         | —         | 2          | 2                | —         | —          | —         | —         |
| 26                   | 3          | —                | 2         | 1          | —         | —         | 2          | 1                | —         | 1          | —         | —         |
| 25                   | 4          | 4                | —         | —          | —         | —         | 3          | 2                | 1         | —          | —         | —         |
| 24                   | 4          | 2                | 2         | —          | —         | —         | 2          | 2                | —         | —          | —         | —         |
| 23                   | 1          | —                | —         | —          | —         | 1         | 4          | 4                | —         | —          | —         | —         |
| 22                   | 5          | 5                | —         | —          | —         | —         | 6          | 6                | —         | —          | —         | —         |
| 21                   | 2          | 2                | —         | —          | —         | —         | 3          | 3                | —         | —          | —         | —         |
| 20                   | 2          | 2                | —         | —          | —         | —         | 5          | 4                | 1         | —          | —         | —         |
| 19                   | 4          | 4                | —         | —          | —         | —         | 7          | 7                | —         | —          | —         | —         |
| 18                   | 14         | 11               | —         | 3          | —         | —         | 12         | 9                | —         | 3          | —         | —         |
| 17                   | 6          | 6                | —         | —          | —         | —         | 6          | 6                | —         | —          | —         | —         |
| 16                   | 8          | 6                | —         | 2          | —         | —         | 7          | 7                | —         | —          | —         | —         |
| 15                   | 7          | 7                | —         | —          | —         | —         | 4          | 4                | —         | —          | —         | —         |
| 14                   | 2          | 2                | —         | —          | —         | —         | —          | —                | —         | —          | —         | —         |
| ≤ 12                 | 10         | 7                | —         | 2          | 1         | —         | 7          | 3                | —         | 3          | 1         | —         |
| DOMESTIC             |            |                  |           |            |           |           |            |                  |           |            |           |           |
| <b>Total</b>         | <b>444</b> | <b>260</b>       | <b>2</b>  | <b>84</b>  | <b>42</b> | <b>56</b> | <b>446</b> | <b>235</b>       | <b>2</b>  | <b>103</b> | <b>42</b> | <b>64</b> |
| 32                   | 1          | —                | 1         | —          | —         | —         | —          | —                | —         | —          | —         | —         |
| 30                   | 1          | —                | 1         | —          | —         | —         | —          | —                | —         | —          | —         | —         |
| 28                   | 158        | 158              | —         | —          | —         | —         | 136        | 136              | —         | —          | —         | —         |
| 25                   | —          | —                | —         | —          | —         | —         | 1          | —                | 1         | —          | —         | —         |
| 24                   | 1          | 1                | —         | —          | —         | —         | 1          | —                | —         | —          | —         | 1         |
| 23                   | 13         | 13               | —         | —          | —         | —         | 1          | —                | —         | —          | —         | 1         |
| 22                   | 38         | 36               | —         | —          | 2         | —         | —          | —                | —         | —          | —         | —         |
| 21                   | 42         | 39               | —         | —          | 3         | —         | 2          | —                | —         | —          | 2         | —         |
| 20                   | 35         | 10               | —         | 23         | 1         | 1         | 23         | —                | —         | 20         | 1         | 2         |
| 19                   | 21         | 3                | —         | 6          | 1         | 11        | 6          | —                | —         | 5          | 1         | —         |
| 18                   | —          | —                | —         | —          | —         | —         | 3          | 3                | —         | —          | —         | —         |
| 17                   | —          | —                | —         | —          | —         | —         | 93         | 90               | —         | —          | 1         | 2         |

Trips and Drafts of Vessels, 2002  
(draft in feet)

| Draft | Self Propelled Vessels |                  |        |            | Non-Self Propelled Vessels |        | Self Propelled Vessels |                  |        |            | Non-Self Propelled Vessels |        |
|-------|------------------------|------------------|--------|------------|----------------------------|--------|------------------------|------------------|--------|------------|----------------------------|--------|
|       | Total                  | Pass & Dry Cargo | Tanker | Tow or Tug | Dry Cargo                  | Tanker | Total                  | Pass & Dry Cargo | Tanker | Tow or Tug | Dry Cargo                  | Tanker |

**ANCHORAGE, AK - continued**

|                 | Inbound |   |   |    |    |    | Outbound |   |   |                     |    |              |
|-----------------|---------|---|---|----|----|----|----------|---|---|---------------------|----|--------------|
| <b>DOMESTIC</b> |         |   |   |    |    |    |          |   |   |                     |    |              |
| 16              | 2       | — | — | —  | 1  | 1  | 6        | 5 | 1 | —                   | —  | —            |
| 15              | 10      | — | — | 5  | 5  | —  | 11       | — | — | 6                   | 3  | 2            |
| 14              | 23      | — | — | 17 | 5  | 1  | 39       | 1 | — | 29                  | 5  | 4            |
| 13              | 17      | — | — | 13 | —  | 4  | 23       | — | — | 16                  | —  | 7            |
| ≤ 12            | 82      | — | — | 20 | 24 | 38 | 101      | — | — | 27                  | 29 | 45           |
|                 |         |   |   |    |    |    |          |   |   | <b>Total trips:</b> |    | <b>1,059</b> |

**UNALASKA BAY AND ISLAND, AK**

|                    | Inbound    |            |          |            |           |            | Outbound   |            |          |                     |           |              |
|--------------------|------------|------------|----------|------------|-----------|------------|------------|------------|----------|---------------------|-----------|--------------|
| <b>Grand Total</b> | <b>847</b> | <b>508</b> | <b>—</b> | <b>162</b> | <b>38</b> | <b>139</b> | <b>842</b> | <b>499</b> | <b>—</b> | <b>170</b>          | <b>34</b> | <b>139</b>   |
| <b>FOREIGN</b>     |            |            |          |            |           |            |            |            |          |                     |           |              |
| <b>Total</b>       | <b>274</b> | <b>273</b> | <b>—</b> | <b>1</b>   | <b>—</b>  | <b>—</b>   | <b>269</b> | <b>266</b> | <b>—</b> | <b>2</b>            | <b>1</b>  | <b>—</b>     |
| 34                 | 29         | 29         | —        | —          | —         | —          | 42         | 42         | —        | —                   | —         | —            |
| 33                 | 12         | 12         | —        | —          | —         | —          | 10         | 10         | —        | —                   | —         | —            |
| 32                 | 13         | 13         | —        | —          | —         | —          | 10         | 10         | —        | —                   | —         | —            |
| 31                 | 9          | 9          | —        | —          | —         | —          | 7          | 7          | —        | —                   | —         | —            |
| 30                 | 8          | 8          | —        | —          | —         | —          | 4          | 4          | —        | —                   | —         | —            |
| 29                 | 6          | 6          | —        | —          | —         | —          | 4          | 4          | —        | —                   | —         | —            |
| 28                 | 2          | 2          | —        | —          | —         | —          | 6          | 6          | —        | —                   | —         | —            |
| 27                 | 1          | 1          | —        | —          | —         | —          | 3          | 3          | —        | —                   | —         | —            |
| 25                 | 1          | 1          | —        | —          | —         | —          | 4          | 4          | —        | —                   | —         | —            |
| 24                 | 2          | 2          | —        | —          | —         | —          | 6          | 6          | —        | —                   | —         | —            |
| 23                 | 5          | 5          | —        | —          | —         | —          | 6          | 6          | —        | —                   | —         | —            |
| 22                 | 3          | 3          | —        | —          | —         | —          | 13         | 13         | —        | —                   | —         | —            |
| 21                 | 12         | 12         | —        | —          | —         | —          | 21         | 21         | —        | —                   | —         | —            |
| 20                 | 7          | 7          | —        | —          | —         | —          | 17         | 17         | —        | —                   | —         | —            |
| 19                 | 22         | 22         | —        | —          | —         | —          | 33         | 33         | —        | —                   | —         | —            |
| 18                 | 25         | 25         | —        | —          | —         | —          | 26         | 26         | —        | —                   | —         | —            |
| 17                 | 25         | 25         | —        | —          | —         | —          | 15         | 15         | —        | —                   | —         | —            |
| 16                 | 21         | 21         | —        | —          | —         | —          | 14         | 14         | —        | —                   | —         | —            |
| 15                 | 40         | 40         | —        | —          | —         | —          | 16         | 16         | —        | —                   | —         | —            |
| 14                 | 20         | 20         | —        | —          | —         | —          | 5          | 4          | —        | 1                   | —         | —            |
| 13                 | 5          | 5          | —        | —          | —         | —          | 2          | 2          | —        | —                   | —         | —            |
| 12                 | 4          | 4          | —        | —          | —         | —          | 3          | 3          | —        | —                   | —         | —            |
| 11                 | 1          | 1          | —        | —          | —         | —          | —          | —          | —        | —                   | —         | —            |
| 10                 | —          | —          | —        | —          | —         | —          | 2          | —          | —        | 1                   | —         | —            |
| 9                  | 1          | —          | —        | —          | 1         | —          | —          | —          | —        | —                   | 1         | —            |
| <b>DOMESTIC</b>    |            |            |          |            |           |            |            |            |          |                     |           |              |
| <b>Total</b>       | <b>573</b> | <b>235</b> | <b>—</b> | <b>161</b> | <b>38</b> | <b>139</b> | <b>573</b> | <b>233</b> | <b>—</b> | <b>168</b>          | <b>33</b> | <b>139</b>   |
| 23                 | 2          | —          | —        | —          | —         | 2          | 1          | —          | —        | —                   | —         | 1            |
| 22                 | 2          | —          | —        | —          | 1         | 1          | —          | —          | —        | —                   | —         | —            |
| 21                 | 4          | —          | —        | —          | 4         | —          | 3          | 1          | —        | —                   | 2         | —            |
| 20                 | 19         | —          | —        | 16         | 1         | 2          | 21         | 6          | —        | 14                  | 1         | —            |
| 19                 | 13         | 3          | —        | 9          | 1         | —          | 19         | 10         | —        | 9                   | —         | —            |
| 18                 | 13         | 9          | —        | —          | —         | 4          | 14         | 9          | —        | —                   | 3         | 2            |
| 17                 | 45         | 40         | —        | —          | 2         | 3          | 33         | 30         | —        | —                   | —         | 3            |
| 16                 | 18         | 16         | —        | —          | 1         | 1          | 13         | 13         | —        | —                   | —         | —            |
| 15                 | 41         | 31         | —        | 5          | 4         | 1          | 43         | 30         | —        | 9                   | 3         | 1            |
| 14                 | 39         | 11         | —        | 20         | 8         | —          | 35         | 10         | —        | 17                  | 8         | —            |
| 13                 | 35         | 31         | —        | 2          | 1         | 1          | 37         | 36         | —        | 1                   | —         | —            |
| 12                 | 48         | 29         | —        | 11         | 6         | 2          | 48         | 27         | —        | 13                  | 7         | 1            |
| 11                 | 28         | 17         | —        | 10         | 1         | —          | 32         | 22         | —        | 9                   | 1         | —            |
| 10                 | 22         | 14         | —        | 4          | 2         | 2          | 12         | 10         | —        | 2                   | —         | —            |
| 9                  | 29         | 24         | —        | 3          | 1         | 1          | 29         | 20         | —        | 8                   | —         | 1            |
| 8                  | 16         | 10         | —        | 2          | 1         | 3          | 11         | 7          | —        | —                   | 1         | 3            |
| 7                  | 2          | —          | —        | —          | —         | 2          | 9          | 2          | —        | 2                   | 1         | 4            |
| 6                  | 82         | —          | —        | 79         | —         | 3          | 89         | —          | —        | 84                  | 1         | 4            |
| 5                  | 4          | —          | —        | —          | 1         | 3          | 8          | —          | —        | —                   | 1         | 7            |
| 4                  | 16         | —          | —        | —          | 1         | 15         | 23         | —          | —        | —                   | 4         | 19           |
| 3                  | 57         | —          | —        | —          | 1         | 56         | 52         | —          | —        | —                   | —         | 52           |
| 2                  | 13         | —          | —        | —          | 1         | 12         | 16         | —          | —        | —                   | —         | 16           |
| 1                  | 25         | —          | —        | —          | —         | 25         | 25         | —          | —        | —                   | —         | 25           |
|                    |            |            |          |            |           |            |            |            |          | <b>Total trips:</b> |           | <b>1,689</b> |

Trips and Drafts of Vessels, 2002  
(draft in feet)

| Draft  | Self Propelled Vessels |                  |            |            | Non-Self Propelled Vessels |           | Self Propelled Vessels |                  |            |                     | Non-Self Propelled Vessels |              |
|--|------------------------|------------------|------------|------------|----------------------------|-----------|------------------------|------------------|------------|---------------------|----------------------------|--------------|
|  | Total                  | Pass & Dry Cargo | Tanker     | Tow or Tug | Dry Cargo                  | Tanker    | Total                  | Pass & Dry Cargo | Tanker     | Tow or Tug          | Dry Cargo                  | Tanker       |
| <b>BETHEL HARBOR, AK</b><br>(18 feet and less)           |                        |                  |            |            |                            |           |                        |                  |            |                     |                            |              |
|  |                        |                  |            | Inbound    |                            |           |                        |                  |            | Outbound            |                            |              |
| <b>Grand Total</b>                                       | <b>209</b>             | <b>1</b>         | <b>---</b> | <b>104</b> | <b>86</b>                  | <b>18</b> | <b>201</b>             | <b>1</b>         | <b>---</b> | <b>98</b>           | <b>87</b>                  | <b>15</b>    |
|  |                        |                  |            |            |                            |           |                        |                  |            | <b>Total trips:</b> |                            | <b>410</b>   |
| <b>CORDOVA HARBOR, AK</b><br>(20 feet and less)          |                        |                  |            |            |                            |           |                        |                  |            |                     |                            |              |
|  |                        |                  |            | Inbound    |                            |           |                        |                  |            | Outbound            |                            |              |
| <b>Grand Total</b>                                       | <b>282</b>             | <b>198</b>       | <b>---</b> | <b>41</b>  | <b>29</b>                  | <b>14</b> | <b>308</b>             | <b>197</b>       | <b>---</b> | <b>67</b>           | <b>29</b>                  | <b>15</b>    |
|  |                        |                  |            |            |                            |           |                        |                  |            | <b>Total trips:</b> |                            | <b>590</b>   |
| <b>CRAIG HARBOR, AK</b><br>(16 feet and less)            |                        |                  |            |            |                            |           |                        |                  |            |                     |                            |              |
|  |                        |                  |            | Inbound    |                            |           |                        |                  |            | Outbound            |                            |              |
| <b>Grand Total</b>                                       | <b>78</b>              | <b>11</b>        | <b>---</b> | <b>36</b>  | <b>13</b>                  | <b>18</b> | <b>78</b>              | <b>11</b>        | <b>---</b> | <b>37</b>           | <b>13</b>                  | <b>17</b>    |
|  |                        |                  |            |            |                            |           |                        |                  |            | <b>Total trips:</b> |                            | <b>156</b>   |
| <b>DILLINGHAM HARBOR, AK</b><br>(21 feet and less)       |                        |                  |            |            |                            |           |                        |                  |            |                     |                            |              |
|  |                        |                  |            | Inbound    |                            |           |                        |                  |            | Outbound            |                            |              |
| <b>Grand Total</b>                                       | <b>128</b>             | <b>13</b>        | <b>---</b> | <b>51</b>  | <b>33</b>                  | <b>31</b> | <b>126</b>             | <b>13</b>        | <b>---</b> | <b>48</b>           | <b>33</b>                  | <b>32</b>    |
|  |                        |                  |            |            |                            |           |                        |                  |            | <b>Total trips:</b> |                            | <b>254</b>   |
| <b>DOUGLAS HARBOR, AK</b><br>(15 feet and less)          |                        |                  |            |            |                            |           |                        |                  |            |                     |                            |              |
|  |                        |                  |            | Inbound    |                            |           |                        |                  |            | Outbound            |                            |              |
| <b>Grand Total</b>                                       | <b>1,188</b>           | <b>1,173</b>     | <b>---</b> | <b>11</b>  | <b>---</b>                 | <b>4</b>  | <b>1,186</b>           | <b>1,173</b>     | <b>---</b> | <b>9</b>            | <b>---</b>                 | <b>4</b>     |
|  |                        |                  |            |            |                            |           |                        |                  |            | <b>Total trips:</b> |                            | <b>2,374</b> |
| <b>DRY PASS, AK</b><br>No Vessel Trips Reported          |                        |                  |            |            |                            |           |                        |                  |            |                     |                            |              |
| <b>EGEGIK RIVER, AK</b><br>(13 feet and less)            |                        |                  |            |            |                            |           |                        |                  |            |                     |                            |              |
|  |                        |                  |            | Inbound    |                            |           |                        |                  |            | Outbound            |                            |              |
| <b>Grand Total</b>                                       | <b>29</b>              | <b>2</b>         | <b>---</b> | <b>6</b>   | <b>19</b>                  | <b>2</b>  | <b>28</b>              | <b>2</b>         | <b>---</b> | <b>5</b>            | <b>19</b>                  | <b>2</b>     |
|  |                        |                  |            |            |                            |           |                        |                  |            | <b>Total trips:</b> |                            | <b>57</b>    |
| <b>ELFIN COVE HARBOR, AK</b><br>(12 feet and less)       |                        |                  |            |            |                            |           |                        |                  |            |                     |                            |              |
|  |                        |                  |            | Inbound    |                            |           |                        |                  |            | Outbound            |                            |              |
| <b>Grand Total</b>                                       | <b>9</b>               | <b>---</b>       | <b>---</b> | <b>5</b>   | <b>---</b>                 | <b>4</b>  | <b>9</b>               | <b>---</b>       | <b>---</b> | <b>5</b>            | <b>---</b>                 | <b>4</b>     |
|  |                        |                  |            |            |                            |           |                        |                  |            | <b>Total trips:</b> |                            | <b>18</b>    |
| <b>GASTINEAU CHANNEL, AK</b><br>No Vessel Trips Reported |                        |                  |            |            |                            |           |                        |                  |            |                     |                            |              |
| <b>HOONAH HARBOR, AK</b><br>(28 feet and less)           |                        |                  |            |            |                            |           |                        |                  |            |                     |                            |              |
|  |                        |                  |            | Inbound    |                            |           |                        |                  |            | Outbound            |                            |              |
| <b>Grand Total</b>                                       | <b>427</b>             | <b>301</b>       | <b>---</b> | <b>57</b>  | <b>48</b>                  | <b>21</b> | <b>416</b>             | <b>301</b>       | <b>---</b> | <b>47</b>           | <b>49</b>                  | <b>19</b>    |
|  |                        |                  |            |            |                            |           |                        |                  |            | <b>Total trips:</b> |                            | <b>843</b>   |

Trips and Drafts of Vessels, 2002  
(draft in feet)

| Draft   | Self Propelled Vessels |                  |        |            | Non-Self Propelled Vessels |           | Self Propelled Vessels |                  |        |                     | Non-Self Propelled Vessels |            |
|---|------------------------|------------------|--------|------------|----------------------------|-----------|------------------------|------------------|--------|---------------------|----------------------------|------------|
|   | Total                  | Pass & Dry Cargo | Tanker | Tow or Tug | Dry Cargo                  | Tanker    | Total                  | Pass & Dry Cargo | Tanker | Tow or Tug          | Dry Cargo                  | Tanker     |
| <b>HUMBOLDT HARBOR, AK</b><br>(22 feet and less)        |                        |                  |        |            |                            |           |                        |                  |        |                     |                            |            |
|   |                        |                  |        | Inbound    |                            |           |                        |                  |        | Outbound            |                            |            |
| <b>Grand Total</b>                                      | <b>202</b>             | <b>163</b>       | ---    | <b>24</b>  | ---                        | <b>15</b> | <b>190</b>             | <b>159</b>       | ---    | <b>20</b>           | ---                        | <b>11</b>  |
|   |                        |                  |        |            |                            |           |                        |                  |        | <b>Total trips:</b> |                            | <b>392</b> |
| <b>KAKE HARBOR, AK</b><br>(17 feet and less)            |                        |                  |        |            |                            |           |                        |                  |        |                     |                            |            |
|   |                        |                  |        | Inbound    |                            |           |                        |                  |        | Outbound            |                            |            |
| <b>Grand Total</b>                                      | <b>331</b>             | <b>170</b>       | ---    | <b>57</b>  | <b>80</b>                  | <b>24</b> | <b>330</b>             | <b>170</b>       | ---    | <b>63</b>           | <b>79</b>                  | <b>18</b>  |
|   |                        |                  |        |            |                            |           |                        |                  |        | <b>Total trips:</b> |                            | <b>661</b> |
| <b>KING COVE LAGOON, AK</b><br>(24 feet and less)       |                        |                  |        |            |                            |           |                        |                  |        |                     |                            |            |
|   |                        |                  |        | Inbound    |                            |           |                        |                  |        | Outbound            |                            |            |
| <b>Grand Total</b>                                      | <b>188</b>             | <b>151</b>       | ---    | <b>29</b>  | <b>3</b>                   | <b>5</b>  | <b>182</b>             | <b>148</b>       | ---    | <b>26</b>           | <b>3</b>                   | <b>5</b>   |
|   |                        |                  |        |            |                            |           |                        |                  |        | <b>Total trips:</b> |                            | <b>370</b> |
| <b>KODIAK HARBOR, AK</b><br>(27 feet and less)          |                        |                  |        |            |                            |           |                        |                  |        |                     |                            |            |
|   |                        |                  |        | Inbound    |                            |           |                        |                  |        | Outbound            |                            |            |
| <b>Grand Total</b>                                      | <b>414</b>             | <b>309</b>       | ---    | <b>62</b>  | <b>2</b>                   | <b>41</b> | <b>431</b>             | <b>311</b>       | ---    | <b>80</b>           | <b>4</b>                   | <b>36</b>  |
|   |                        |                  |        |            |                            |           |                        |                  |        | <b>Total trips:</b> |                            | <b>845</b> |
| <b>METLAKATLA HARBOR, AK</b><br>(14 feet and less)      |                        |                  |        |            |                            |           |                        |                  |        |                     |                            |            |
|   |                        |                  |        | Inbound    |                            |           |                        |                  |        | Outbound            |                            |            |
| <b>Grand Total</b>                                      | <b>431</b>             | <b>274</b>       | ---    | <b>78</b>  | <b>57</b>                  | <b>22</b> | <b>426</b>             | <b>274</b>       | ---    | <b>78</b>           | <b>56</b>                  | <b>18</b>  |
|   |                        |                  |        |            |                            |           |                        |                  |        | <b>Total trips:</b> |                            | <b>857</b> |
| <b>NAKNEK RIVER, AK</b><br>(21 feet and less)           |                        |                  |        |            |                            |           |                        |                  |        |                     |                            |            |
|   |                        |                  |        | Upbound    |                            |           |                        |                  |        | Downbound           |                            |            |
| <b>Grand Total</b>                                      | <b>126</b>             | <b>16</b>        | ---    | <b>39</b>  | <b>49</b>                  | <b>22</b> | <b>105</b>             | <b>15</b>        | ---    | <b>35</b>           | <b>37</b>                  | <b>18</b>  |
|   |                        |                  |        |            |                            |           |                        |                  |        | <b>Total trips:</b> |                            | <b>231</b> |
| <b>NINILCHIK HARBOR, AK</b><br>No Vessel Trips Reported |                        |                  |        |            |                            |           |                        |                  |        |                     |                            |            |
| <b>NOME, AK</b><br>(24 feet and less)                   |                        |                  |        |            |                            |           |                        |                  |        |                     |                            |            |
|   |                        |                  |        | Inbound    |                            |           |                        |                  |        | Outbound            |                            |            |
| <b>Grand Total</b>                                      | <b>60</b>              | <b>6</b>         | ---    | <b>25</b>  | <b>24</b>                  | <b>5</b>  | <b>56</b>              | <b>5</b>         | ---    | <b>22</b>           | <b>25</b>                  | <b>4</b>   |
|   |                        |                  |        |            |                            |           |                        |                  |        | <b>Total trips:</b> |                            | <b>116</b> |
| <b>OLD HARBOR, AK</b><br>(15 feet and less)             |                        |                  |        |            |                            |           |                        |                  |        |                     |                            |            |
|   |                        |                  |        | Inbound    |                            |           |                        |                  |        | Outbound            |                            |            |
| <b>Grand Total</b>                                      | <b>25</b>              | <b>15</b>        | ---    | <b>4</b>   | ---                        | <b>6</b>  | <b>25</b>              | <b>15</b>        | ---    | <b>4</b>            | ---                        | <b>6</b>   |
|   |                        |                  |        |            |                            |           |                        |                  |        | <b>Total trips:</b> |                            | <b>50</b>  |

Trips and Drafts of Vessels, 2002  
(draft in feet)

| Draft   | Self Propelled Vessels |                  |            |            | Non-Self Propelled Vessels |           | Self Propelled Vessels |                  |            |                     | Non-Self Propelled Vessels |              |
|---|------------------------|------------------|------------|------------|----------------------------|-----------|------------------------|------------------|------------|---------------------|----------------------------|--------------|
|   | Total                  | Pass & Dry Cargo | Tanker     | Tow or Tug | Dry Cargo                  | Tanker    | Total                  | Pass & Dry Cargo | Tanker     | Tow or Tug          | Dry Cargo                  | Tanker       |
| <b>PELICAN HARBOR, AK</b><br>(15 feet and less)                 |                        |                  |            |            |                            |           |                        |                  |            |                     |                            |              |
|   |                        |                  |            | Inbound    |                            |           |                        |                  |            | Outbound            |                            |              |
| <b>Grand Total</b>  | <b>72</b>              | <b>25</b>        | <b>---</b> | <b>22</b>  | <b>13</b>                  | <b>12</b> | <b>68</b>              | <b>25</b>        | <b>---</b> | <b>17</b>           | <b>13</b>                  | <b>13</b>    |
|   |                        |                  |            |            |                            |           |                        |                  |            | <b>Total trips:</b> |                            | <b>140</b>   |
| <b>PETERSBURG HARBOR, AK</b><br>(20 feet and less)              |                        |                  |            |            |                            |           |                        |                  |            |                     |                            |              |
|   |                        |                  |            | Inbound    |                            |           |                        |                  |            | Outbound            |                            |              |
| <b>Grand Total</b>  | <b>1,183</b>           | <b>520</b>       | <b>---</b> | <b>255</b> | <b>388</b>                 | <b>20</b> | <b>1,192</b>           | <b>519</b>       | <b>---</b> | <b>264</b>          | <b>391</b>                 | <b>18</b>    |
|   |                        |                  |            |            |                            |           |                        |                  |            | <b>Total trips:</b> |                            | <b>2,375</b> |
| <b>PORT ALEXANDER, AK</b><br>No Vessel Trips Reported           |                        |                  |            |            |                            |           |                        |                  |            |                     |                            |              |
| <b>SELDOVIA HARBOR, AK</b><br>(18 feet and less)                |                        |                  |            |            |                            |           |                        |                  |            |                     |                            |              |
|   |                        |                  |            | Inbound    |                            |           |                        |                  |            | Outbound            |                            |              |
| <b>Grand Total</b>  | <b>70</b>              | <b>64</b>        | <b>---</b> | <b>3</b>   | <b>---</b>                 | <b>3</b>  | <b>71</b>              | <b>67</b>        | <b>---</b> | <b>2</b>            | <b>---</b>                 | <b>2</b>     |
|   |                        |                  |            |            |                            |           |                        |                  |            | <b>Total trips:</b> |                            | <b>141</b>   |
| <b>SERGIUS AND WHITESTONE NARROWS, AK</b><br>(18 feet and less) |                        |                  |            |            |                            |           |                        |                  |            |                     |                            |              |
|   |                        |                  |            | Upbound    |                            |           |                        |                  |            | Downbound           |                            |              |
| <b>Grand Total</b>  | <b>627</b>             | <b>298</b>       | <b>---</b> | <b>118</b> | <b>185</b>                 | <b>26</b> | <b>634</b>             | <b>301</b>       | <b>---</b> | <b>127</b>          | <b>183</b>                 | <b>23</b>    |
|   |                        |                  |            |            |                            |           |                        |                  |            | <b>Total trips:</b> |                            | <b>1,261</b> |
| <b>SITKA HARBOR, AK</b><br>(32 feet and less)                   |                        |                  |            |            |                            |           |                        |                  |            |                     |                            |              |
|   |                        |                  |            | Inbound    |                            |           |                        |                  |            | Outbound            |                            |              |
| <b>Grand Total</b>  | <b>2,099</b>           | <b>1,701</b>     | <b>---</b> | <b>183</b> | <b>185</b>                 | <b>30</b> | <b>2,135</b>           | <b>1,713</b>     | <b>---</b> | <b>208</b>          | <b>186</b>                 | <b>28</b>    |
|   |                        |                  |            |            |                            |           |                        |                  |            | <b>Total trips:</b> |                            | <b>4,234</b> |
| <b>SKAGWAY HARBOR, AK</b><br>(30 feet and less)                 |                        |                  |            |            |                            |           |                        |                  |            |                     |                            |              |
|   |                        |                  |            | Inbound    |                            |           |                        |                  |            | Outbound            |                            |              |
| <b>Grand Total</b>  | <b>815</b>             | <b>637</b>       | <b>---</b> | <b>84</b>  | <b>78</b>                  | <b>16</b> | <b>800</b>             | <b>639</b>       | <b>---</b> | <b>70</b>           | <b>77</b>                  | <b>14</b>    |
|   |                        |                  |            |            |                            |           |                        |                  |            | <b>Total trips:</b> |                            | <b>1,615</b> |
| <b>STIKINE RIVER, AK</b><br>No Vessel Trips Reported            |                        |                  |            |            |                            |           |                        |                  |            |                     |                            |              |
| <b>WRANGELL HARBOR, AK</b><br>(26 feet and less)                |                        |                  |            |            |                            |           |                        |                  |            |                     |                            |              |
|   |                        |                  |            | Inbound    |                            |           |                        |                  |            | Outbound            |                            |              |
| <b>Grand Total</b>  | <b>843</b>             | <b>512</b>       | <b>---</b> | <b>137</b> | <b>171</b>                 | <b>23</b> | <b>843</b>             | <b>513</b>       | <b>---</b> | <b>147</b>          | <b>163</b>                 | <b>20</b>    |
|   |                        |                  |            |            |                            |           |                        |                  |            | <b>Total trips:</b> |                            | <b>1,686</b> |
| <b>CHATHAM STRAIT, AK</b><br>(36 feet and less)                 |                        |                  |            |            |                            |           |                        |                  |            |                     |                            |              |
|   |                        |                  |            | Upbound    |                            |           |                        |                  |            | Downbound           |                            |              |
| <b>Grand Total</b>  | <b>1,737</b>           | <b>1,018</b>     | <b>---</b> | <b>291</b> | <b>345</b>                 | <b>83</b> | <b>1,769</b>           | <b>979</b>       | <b>---</b> | <b>321</b>          | <b>367</b>                 | <b>102</b>   |
|   |                        |                  |            |            |                            |           |                        |                  |            | <b>Total trips:</b> |                            | <b>3,506</b> |

Trips and Drafts of Vessels, 2002  
(draft in feet)

| Draft  | Self Propelled Vessels |                  |            |            | Non-Self Propelled Vessels |            | Self Propelled Vessels |                  |            |                     | Non-Self Propelled Vessels |              |
|--|------------------------|------------------|------------|------------|----------------------------|------------|------------------------|------------------|------------|---------------------|----------------------------|--------------|
|  | Total                  | Pass & Dry Cargo | Tanker     | Tow or Tug | Dry Cargo                  | Tanker     | Total                  | Pass & Dry Cargo | Tanker     | Tow or Tug          | Dry Cargo                  | Tanker       |
| <b>CLARENCE STRAIT, AK</b><br>(26 feet and less)       |                        |                  |            |            |                            |            |                        |                  |            |                     |                            |              |
|  |                        |                  |            | Upbound    |                            |            |                        |                  |            | Downbound           |                            |              |
| <b>Grand Total</b>                                     | <b>1,463</b>           | <b>618</b>       | —          | <b>357</b> | <b>393</b>                 | <b>95</b>  | <b>1,409</b>           | <b>641</b>       | —          | <b>335</b>          | <b>373</b>                 | <b>60</b>    |
|  |                        |                  |            |            |                            |            |                        |                  |            | <b>Total trips:</b> |                            | <b>2,872</b> |
| <b>FREDERICK SOUND, AK</b><br>(36 feet and less)       |                        |                  |            |            |                            |            |                        |                  |            |                     |                            |              |
|  |                        |                  |            | Upbound    |                            |            |                        |                  |            | Downbound           |                            |              |
| <b>Grand Total</b>                                     | <b>1,756</b>           | <b>915</b>       | —          | <b>353</b> | <b>378</b>                 | <b>110</b> | <b>1,832</b>           | <b>944</b>       | —          | <b>386</b>          | <b>386</b>                 | <b>116</b>   |
|  |                        |                  |            |            |                            |            |                        |                  |            | <b>Total trips:</b> |                            | <b>3,588</b> |
| <b>ICY STRAIT, AK</b><br>(30 feet and less)            |                        |                  |            |            |                            |            |                        |                  |            |                     |                            |              |
|  |                        |                  |            | Upbound    |                            |            |                        |                  |            | Downbound           |                            |              |
| <b>Grand Total</b>                                     | <b>1,083</b>           | <b>718</b>       | —          | <b>147</b> | <b>155</b>                 | <b>63</b>  | <b>1,123</b>           | <b>750</b>       | —          | <b>144</b>          | <b>168</b>                 | <b>61</b>    |
|  |                        |                  |            |            |                            |            |                        |                  |            | <b>Total trips:</b> |                            | <b>2,206</b> |
| <b>KIVILINA, AK</b><br>(20 feet and less)              |                        |                  |            |            |                            |            |                        |                  |            |                     |                            |              |
|  |                        |                  |            | Inbound    |                            |            |                        |                  |            | Outbound            |                            |              |
| <b>Grand Total</b>                                     | <b>814</b>             | —                | —          | <b>278</b> | <b>533</b>                 | <b>3</b>   | <b>806</b>             | —                | —          | <b>271</b>          | <b>534</b>                 | <b>1</b>     |
|  |                        |                  |            |            |                            |            |                        |                  |            | <b>Total trips:</b> |                            | <b>1,620</b> |
| <b>LYNN CANAL, AK</b><br>(30 feet and less)            |                        |                  |            |            |                            |            |                        |                  |            |                     |                            |              |
|  |                        |                  |            | Upbound    |                            |            |                        |                  |            | Downbound           |                            |              |
| <b>Grand Total</b>                                     | <b>1,327</b>           | <b>959</b>       | —          | <b>174</b> | <b>139</b>                 | <b>55</b>  | <b>1,324</b>           | <b>931</b>       | —          | <b>189</b>          | <b>146</b>                 | <b>58</b>    |
|  |                        |                  |            |            |                            |            |                        |                  |            | <b>Total trips:</b> |                            | <b>2,651</b> |
| <b>NIKISHKA, AK</b><br>(40 feet and less)              |                        |                  |            |            |                            |            |                        |                  |            |                     |                            |              |
|  |                        |                  |            | Inbound    |                            |            |                        |                  |            | Outbound            |                            |              |
| <b>Grand Total</b>                                     | <b>241</b>             | <b>41</b>        | <b>127</b> | <b>38</b>  | <b>13</b>                  | <b>22</b>  | <b>264</b>             | <b>42</b>        | <b>123</b> | <b>50</b>           | <b>16</b>                  | <b>33</b>    |
|  |                        |                  |            |            |                            |            |                        |                  |            | <b>Total trips:</b> |                            | <b>505</b>   |
| <b>REVILLAGIGADO CHANNEL, AK</b><br>(29 feet and less) |                        |                  |            |            |                            |            |                        |                  |            |                     |                            |              |
|  |                        |                  |            | Upbound    |                            |            |                        |                  |            | Downbound           |                            |              |
| <b>Grand Total</b>                                     | <b>1,450</b>           | <b>608</b>       | —          | <b>507</b> | <b>270</b>                 | <b>65</b>  | <b>1,343</b>           | <b>595</b>       | —          | <b>439</b>          | <b>262</b>                 | <b>47</b>    |
|  |                        |                  |            |            |                            |            |                        |                  |            | <b>Total trips:</b> |                            | <b>2,793</b> |
| <b>STEPHENS PASSAGE, AK</b><br>(36 feet and less)      |                        |                  |            |            |                            |            |                        |                  |            |                     |                            |              |
|  |                        |                  |            | Upbound    |                            |            |                        |                  |            | Downbound           |                            |              |
| <b>Grand Total</b>                                     | <b>1,921</b>           | <b>1,204</b>     | —          | <b>333</b> | <b>295</b>                 | <b>89</b>  | <b>1,830</b>           | <b>1,262</b>     | —          | <b>275</b>          | <b>220</b>                 | <b>73</b>    |
|  |                        |                  |            |            |                            |            |                        |                  |            | <b>Total trips:</b> |                            | <b>3,751</b> |
| <b>SUMNER STRAIT, AK</b><br>(21 feet and less)         |                        |                  |            |            |                            |            |                        |                  |            |                     |                            |              |
|  |                        |                  |            | Upbound    |                            |            |                        |                  |            | Downbound           |                            |              |
| <b>Grand Total</b>                                     | <b>1,033</b>           | <b>381</b>       | —          | <b>291</b> | <b>250</b>                 | <b>111</b> | <b>1,020</b>           | <b>351</b>       | —          | <b>257</b>          | <b>343</b>                 | <b>69</b>    |
|  |                        |                  |            |            |                            |            |                        |                  |            | <b>Total trips:</b> |                            | <b>2,053</b> |

Trips and Drafts of Vessels, 2002  
(draft in feet)

| Draft  | Self Propelled Vessels |                  |         |            | Non-Self Propelled Vessels |            | Self Propelled Vessels |                  |           |                     | Non-Self Propelled Vessels |              |  |
|--|------------------------|------------------|---------|------------|----------------------------|------------|------------------------|------------------|-----------|---------------------|----------------------------|--------------|--|
|  | Total                  | Pass & Dry Cargo | Tanker  | Tow or Tug | Dry Cargo                  | Tanker     | Total                  | Pass & Dry Cargo | Tanker    | Tow or Tug          | Dry Cargo                  | Tanker       |  |
| <b>TONGASS NARROWS, AK</b><br>(29 feet and less) |                        |                  |         |            |                            |            |                        |                  |           |                     |                            |              |  |
|  |                        |                  | Upbound |            |                            |            |                        |                  | Downbound |                     |                            |              |  |
| <b>Grand Total</b>                               | <b>2,815</b>           | <b>1,209</b>     | —       | <b>868</b> | <b>561</b>                 | <b>177</b> | <b>2,608</b>           | <b>1,194</b>     | —         | <b>770</b>          | <b>530</b>                 | <b>114</b>   |  |
|  |                        |                  |         |            |                            |            |                        |                  |           | <b>Total trips:</b> |                            | <b>5,423</b> |  |



FREIGHT TRAFFIC INDEX

|  |     |
|--|-----|
| A  |     |
| ALASKA DISTRICT  | 103 |
| ALSEA BAY AND RIVER, OR  | 83  |
| ANACORTES HARBOR, WA   | 97  |
| ANCHORAGE, AK  | 111 |
| ASTORIA, OR, PORT OF   | 83  |
| B  |     |
| BARBERS POINT HARBOR, OAHU, HI   | 45  |
| BELLINGHAM BAY AND HARBOR, WA  | 99  |
| BERKELEY, CA   | 40  |
| BETHEL HARBOR, AK  | 115 |
| BLAINE HARBOR, WA  | 101 |
| BODEGA BAY, CA   | 40  |
| C  |     |
| CARQUINEZ STRAIT, CA   | 33  |
| CHATHAM STRAIT, AK   | 123 |
| CHETCO RIVER, OR   | 83  |
| CHINOOK CHANNEL, WA  | 83  |
| CLARENCE STRAIT, AK  | 124 |
| CLATSKANIE RIVER, OR   | 83  |
| COEUR D ALENE LAKE AND ST. JOE RIVER, ID   | 101 |
| COLUMBIA AND LOWER WILLAMETTE RIVERS BELOW VANCOUVER, WA, AND PORTLAND, OR           | 60  |
| COLUMBIA RIVER ABOVE THE DALLAS DAM, WA, AND OR<br>TO MCNARY LOCK AND DAM, OR AND WA | 74  |
| COLUMBIA RIVER AND TRIBUTARIES ABOVE MCNARY LOCK DAM TO KENNEWICK, WA                | 51  |
| COLUMBIA RIVER AT BAKERS BAY, WA   | 83  |
| COLUMBIA RIVER BASIN, OR, WA, ID, TOTAL WATERBORNE COMMERCE                          | 53  |
| COLUMBIA RIVER BETWEEN VANCOUVER, WA, AND THE DALLAS, OR                             | 72  |
| COLUMBIA RIVER BETWEEN WENATCHEE AND KETTLE FALLS, WA                                | 101 |
| COLUMBIA RIVER ENTRANCE, OR, AND WA  | 53  |
| COLUMBIA RIVER MOUTH TO THE INTERNATIONAL BOUNDARY (CONSOLIDATED REPORT)             | 56  |
| COLUMBIA RIVER SYSTEM  | 79  |
| COLUMBIA SLOUGH, OR  | 83  |
| COOS AND MILLICOMA RIVERS, OR  | 83  |
| COOS BAY, OR   | 78  |
| COQUILLE RIVER, OR   | 83  |
| CORDOVA HARBOR, AK   | 115 |
| COWLITZ RIVER, WA  | 83  |
| CRAIG HARBOR, AK   | 115 |
| CRESCENT CITY HARBOR, CA   | 40  |
| D  |     |
| DEEP RIVER, WA   | 83  |
| DEPOE BAY, OR  | 83  |
| DILLINGHAM HARBOR, AK  | 115 |
| DOUGLAS HARBOR, AK   | 116 |
| DRY PASS, AK   | 116 |
| E  |     |
| EGEGIK RIVER, AK   | 116 |
| ELFIN COVE HARBOR, AK  | 116 |
| ELOKOMIN SLOUGH, WA  | 83  |
| EVERETT HARBOR AND SNOHOMISH RIVER, WA   | 96  |
| F  |     |
| FLATHEAD LAKE, MT  | 101 |
| FREDERICK SOUND, AK  | 125 |
| G  |     |
| GASTINEAU CHANNEL, AK  | 116 |
| GRAYS HARBOR AND CHEHALIS RIVER, WA  | 85  |
| GRAYS RIVER, WA  | 83  |
| H  |     |
| HAMMERSLEY INLET, WA   | 86  |
| HANA HARBOR, MAUI, HI  | 50  |
| HILO HARBOR, HAWAII IS., HI  | 41  |
| HOMER, AK  | 110 |
| HONOLULU HARBOR, OAHU, HI  | 45  |
| HONOLULU, HI DISTRICT  | 41  |

FREIGHT TRAFFIC INDEX

|   |   |     |
|---|---|-----|
|   | H |     |
| HOONAH HARBOR, AK                         |   | 116 |
| HOQUIAM RIVER, WA                         |   | 101 |
| HUMBOLDT HARBOR AND BAY, CA               |   | 39  |
| HUMBOLDT HARBOR, AK                       |   | 117 |
|   | I |     |
| ICY STRAIT, AK                            |   | 126 |
|   | J |     |
| JUNEAU HARBOR, AK                         |   | 107 |
|   | K |     |
| KAHULUI HARBOR, MAUI, HI                  |   | 43  |
| KAILUA HARBOR, OAHU, HI                   |   | 50  |
| KAKE HARBOR, AK                           |   | 117 |
| KALAMA, WA, PORT OF                       |   | 67  |
| KALAUPAPA HARBOR, MOLOKAI, HI             |   | 50  |
| KAUNAKAKAI HARBOR, MOLOKAI, HI            |   | 50  |
| KAWAIHAE HARBOR, HAWAII IS., HI           |   | 42  |
| KETCHIKAN HARBOR, AK                      |   | 103 |
| KING COVE LAGOON, AK                      |   | 118 |
| KIVILINA, AK                              |   | 127 |
| KODIAK HARBOR, AK                         |   | 118 |
| KOOTENAI RIVER, ID AND MT                 |   | 101 |
|   | L |     |
| LAKE RIVER, WA                            |   | 83  |
| LAKE WASHINGTON SHIP CANAL, WA            |   | 95  |
| LEWIS RIVER, WA                           |   | 83  |
| LONG BEACH HARBOR, CA                     |   | 4   |
| LONGVIEW, WA, PORT OF                     |   | 65  |
| LOS ANGELES HARBOR, CA                    |   | 7   |
| LOS ANGELES, CA DISTRICT                  |   | 3   |
| LYNN CANAL, AK                            |   | 127 |
|   | M |     |
| METLAKATLA HARBOR, AK                     |   | 118 |
| MIDDLE RIVER, CA                          |   | 19  |
| MISSION BAY, CA                           |   | 12  |
| MOKELUMNE RIVER, CA                       |   | 19  |
| MONTEREY HARBOR, CA                       |   | 40  |
| MORRO BAY HARBOR, CA                      |   | 12  |
| MOSS LANDING HARBOR, CA                   |   | 40  |
| MULTNOMAH CHANNEL, OR                     |   | 68  |
|   | N |     |
| NAKNEK RIVER, AK                          |   | 118 |
| NAPA RIVER, CA                            |   | 40  |
| NAWILIWILI HARBOR, KAUAI, HI              |   | 48  |
| NEAH BAY, WA                              |   | 101 |
| NEWPORT BAY HARBOR, CA                    |   | 12  |
| NIKISHKA, AK                              |   | 128 |
| NINILCHIK HARBOR, AK                      |   | 119 |
| NOME, AK                                  |   | 119 |
| NOYO RIVER, CA                            |   | 40  |
|   | O |     |
| OAKLAND HARBOR, CA                        |   | 25  |
| OLD HARBOR, AK                            |   | 119 |
| OLD RIVER, CA                             |   | 19  |
| OLYMPIA HARBOR, WA                        |   | 87  |
| OREGON SLOUGH (NORTH PORTLAND HARBOR), OR |   | 68  |
|   | P |     |
| PELICAN HARBOR, AK                        |   | 119 |
| PETALUMA RIVER, CA                        |   | 39  |
| PETERSBURG HARBOR, AK                     |   | 120 |
| PILLAR POINT HARBOR, CA                   |   | 40  |
| PORT ALEXANDER, AK                        |   | 120 |
| PORT ALLEN HARBOR, KAUAI, HI              |   | 50  |
| PORT ANGELES HARBOR, WA                   |   | 85  |
| PORT GAMBLE HARBOR, WA                    |   | 101 |

FREIGHT TRAFFIC INDEX

|  |     |
|--|-----|
| P  |     |
| PORT HUENEME, CA   | 11  |
| PORT OF ASTORIA, OR  | 83  |
| PORT OF KALAMA, WA   | 67  |
| PORT OF LONGVIEW, WA   | 65  |
| PORT OF PORTLAND, OR   | 75  |
| PORT OF ST. HELENS, OR   | 83  |
| PORT OF VANCOUVER, WA  | 70  |
| PORT ORFORD, OR  | 83  |
| PORT TOWNSEND HARBOR, WA   | 101 |
| PORTLAND, OR DISTRICT  | 53  |
| PORTLAND, OR, PORT OF  | 75  |
| PORTS OTHER THAN PORTLAND, ASTORIA, ST. HELENS, LONGVIEW, VANCOUVER AND KALAMA | 65  |
| PUGET SOUND AREA PORTS, WA, OTHER  | 102 |
| Q  |     |
| QUILLAYUTE RIVER, WA   | 101 |
| R  |     |
| REDONDO BEACH, CA  | 12  |
| REDWOOD CITY HARBOR, CA  | 25  |
| REVILLAGIGADO CHANNEL, AK  | 128 |
| RICHMOND HARBOR, CA  | 29  |
| ROGUE RIVER, OR  | 84  |
| S  |     |
| SACRAMENTO RIVER DEEPWATER SHIP CHANNEL, CA                                    | 14  |
| SACRAMENTO RIVER, CA   | 13  |
| SACRAMENTO, CA   | 15  |
| SACRAMENTO, CA DISTRICT  | 13  |
| SAN DIEGO HARBOR, CA   | 3   |
| SAN FRANCISCO BAY AND DELTA AREAS, CA, TOTAL WATERBORNE COMMERCE OF THE        | 20  |
| SAN FRANCISCO BAY AREA PORTS, CA, OTHER  | 40  |
| SAN FRANCISCO BAY ENTRANCE, CA   | 20  |
| SAN FRANCISCO HARBOR, CA   | 23  |
| SAN FRANCISCO, CA DISTRICT   | 20  |
| SAN JOAQUIN RIVER, CA  | 16  |
| SAN PABLO BAY AND MARE ISLAND STRAIT, CA                                       | 31  |
| SAN RAFAEL CREEK, CA   | 40  |
| SANTA BARBARA HARBOR, CA   | 12  |
| SANTA CRUZ HARBOR, CA  | 40  |
| SEATTLE HARBOR, WA   | 91  |
| SEATTLE, WA DISTRICT   | 85  |
| SELDOVIA HARBOR, AK  | 120 |
| SERGIUS AND WHITESTONE NARROWS, AK   | 121 |
| SEWARD HARBOR, AK  | 109 |
| SITKA HARBOR, AK   | 121 |
| SIUSLAW RIVER, OR  | 84  |
| SKAGIT RIVER, WA   | 101 |
| SKAGWAY HARBOR, AK   | 122 |
| SKAMOKAWA (STEAMBOAT) SLOUGH, WA   | 84  |
| SKAMOKAWA CREEK, WA  | 84  |
| SKIPANON CHANNEL, OR   | 84  |
| SMITH RIVER, OR  | 84  |
| SNAKE RIVER, OR, WA AND ID   | 52  |
| ST. HELENS, OR, PORT OF  | 83  |
| STEPHENS PASSAGE, AK   | 129 |
| STIKINE RIVER, AK  | 123 |
| STILLAGUAMISH RIVER, WA  | 101 |
| STOCKTON, CA   | 18  |
| SUISUN BAY CHANNEL, CA   | 36  |
| SUISUN CHANNEL, CA   | 40  |
| SUMNER STRAIT, AK  | 130 |
| SWINOMISH CHANNEL, WA  | 101 |
| T  |     |
| TACOMA HARBOR, WA  | 87  |
| TILLAMOOK BAY AND BAR, OR  | 84  |
| TONGASS NARROWS, AK  | 131 |
| TOTAL WATERBORNE COMMERCE OF THE SAN FRANCISCO BAY AND DELTA AREAS, CA         | 20  |
| TOTAL WATERBORNE COMMERCE, COLUMBIA RIVER BASIN, OR, WA, AND ID                | 53  |

FREIGHT TRAFFIC INDEX

|   |   |     |
|---|---|-----|
|   | U |     |
| UMPQUA RIVER, OR                                      |   | 79  |
| UNALASKA BAY AND ISLAND, AK                           |   | 113 |
|   | V |     |
| VALDEZ HARBOR, AK                                     |   | 109 |
| VANCOUVER, WA, PORT OF                                |   | 70  |
|   | W |     |
| WAKE ISLAND HARBOR, WAKE ISLAND                       |   | 50  |
| WALLA WALLA, WA DISTRICT                              |   | 51  |
| WATERWAY CONNECTING PORT TOWNSEND BAY AND OAK BAY, WA |   | 101 |
| WELLS HARBOR, MIDWAY ISLAND                           |   | 50  |
| WESTPORT SLOUGH, OR                                   |   | 84  |
| WILLAMETTE RIVER ABOVE PORTLAND AND YAMHILL RIVER, OR |   | 78  |
| WILLAPA RIVER AND HARBOR, AND NASELLE RIVER, WA       |   | 101 |
| WRANGELL HARBOR, AK                                   |   | 123 |
| WRANGELL NARROWS, AK                                  |   | 105 |
|   | Y |     |
| YAQUINA BAY AND HARBOR, OR                            |   | 84  |
| YAQUINA RIVER, OR                                     |   | 84  |
| YOUNGS BAY AND YOUNGS RIVER, OR                       |   | 84  |

TRIPS AND DRAFTS INDEX

|  |     |  |
|--|-----|--|
| A  |     |  |
| ALASKA DISTRICT  | 177 |  |
| ALSEA BAY AND RIVER, OR  | 166 |  |
| ANACORTES HARBOR, WA   | 173 |  |
| ANCHORAGE, AK  | 181 |  |
| ASTORIA, OR, PORT OF   | 167 |  |
| B  |     |  |
| BARBERS POINT HARBOR, OAHU, HI   | 151 |  |
| BELLINGHAM BAY AND HARBOR, WA  | 174 |  |
| BERKELEY, CA   | 148 |  |
| BETHEL HARBOR, AK  | 183 |  |
| BLAINE HARBOR, WA  | 175 |  |
| BODEGA BAY, CA   | 148 |  |
| C  |     |  |
| CARQUINEZ STRAIT, CA   | 146 |  |
| CHATHAM STRAIT, AK   | 185 |  |
| CHETCO RIVER, OR   | 166 |  |
| CHINOOK CHANNEL, WA  | 166 |  |
| CLARENCE STRAIT, AK  | 186 |  |
| CLATSKANIE RIVER, OR   | 166 |  |
| COEUR D'ALENE LAKE AND ST. JOE RIVER, ID   | 176 |  |
| COLUMBIA AND LOWER WILLAMETTE RIVERS BELOW VANCOUVER, WA, AND PORTLAND, OR           | 158 |  |
| COLUMBIA RIVER ABOVE THE DALLAS DAM, WA, AND OR<br>TO MCNARY LOCK AND DAM, OR AND WA | 162 |  |
| COLUMBIA RIVER AND TRIBUTARIES ABOVE MCNARY LOCK DAM TO KENNEWICK, WA                | 155 |  |
| COLUMBIA RIVER AT BAKERS BAY, WA   | 166 |  |
| COLUMBIA RIVER BETWEEN VANCOUVER, WA, AND THE DALLAS, OR                             | 162 |  |
| COLUMBIA RIVER BETWEEN WENATCHEE AND KETTLE FALLS, WA                                | 175 |  |
| COLUMBIA RIVER ENTRANCE, OR, AND WA  | 156 |  |
| COLUMBIA RIVER MOUTH TO THE INTERNATIONAL BOUNDARY (CONSOLIDATED REPORT)             | 156 |  |
| COLUMBIA RIVER SYSTEM  | 165 |  |
| COLUMBIA SLOUGH, OR  | 166 |  |
| COOS AND MILLICOMA RIVERS, OR  | 166 |  |
| COOS BAY, OR   | 164 |  |
| COQUILLE RIVER, OR   | 167 |  |
| CORDOVA HARBOR, AK   | 183 |  |
| COWLITZ RIVER, WA  | 167 |  |
| CRAIG HARBOR, AK   | 183 |  |
| CRESCENT CITY HARBOR, CA   | 148 |  |
| D  |     |  |
| DEEP RIVER, WA   | 167 |  |
| DEPOE BAY, OR  | 167 |  |
| DILLINGHAM HARBOR, AK  | 183 |  |
| DOUGLAS HARBOR, AK   | 183 |  |
| DRY PASS, AK   | 183 |  |
| E  |     |  |
| EGEGIK RIVER, AK   | 183 |  |
| ELFIN COVE HARBOR, AK  | 183 |  |
| ELOKOMIN SLOUGH, WA  | 167 |  |
| EVERETT HARBOR AND SNOHOMISH RIVER, WA   | 173 |  |
| F  |     |  |
| FLATHEAD LAKE, MT  | 175 |  |
| FREDERICK SOUND, AK  | 186 |  |
| G  |     |  |
| GASTINEAU CHANNEL, AK  | 183 |  |
| GRAYS HARBOR AND CHEHALIS RIVER, WA  | 169 |  |
| GRAYS RIVER, WA  | 167 |  |
| H  |     |  |
| HAMMERSLEY INLET, WA   | 170 |  |
| HANA HARBOR, MAUI, HI  | 153 |  |
| HILO HARBOR, HAWAII IS., HI  | 150 |  |
| HOMER, AK  | 180 |  |
| HONOLULU HARBOR, OAHU, HI  | 152 |  |
| HONOLULU, HI DISTRICT  | 150 |  |
| HOONAH HARBOR, AK  | 183 |  |

TRIPS AND DRAFTS INDEX

|   |   |     |
|---|---|-----|
|   | H |     |
| HOQUIAM RIVER, WA                         |   | 175 |
| HUMBOLDT HARBOR AND BAY, CA               |   | 148 |
| HUMBOLDT HARBOR, AK                       |   | 184 |
|   | I |     |
| ICY STRAIT, AK                            |   | 186 |
|   | J |     |
| JUNEAU HARBOR, AK                         |   | 177 |
|   | K |     |
| KAHULUI HARBOR, MAUI, HI                  |   | 150 |
| KAILUA HARBOR, OAHU, HI                   |   | 153 |
| KAKE HARBOR, AK                           |   | 184 |
| KALAMA, WA, PORT OF                       |   | 160 |
| KALAUPAPA HARBOR, MOLOKAI, HI             |   | 153 |
| KAUNAKAKAI HARBOR, MOLOKAI, HI            |   | 153 |
| KAWAIHAE HARBOR, HAWAII IS., HI           |   | 150 |
| KETCHIKAN HARBOR, AK                      |   | 177 |
| KING COVE LAGOON, AK                      |   | 184 |
| KIVILINA, AK                              |   | 186 |
| KODIAK HARBOR, AK                         |   | 184 |
| KOOTENAI RIVER, ID AND MT                 |   | 175 |
|   | L |     |
| LAKE RIVER, WA                            |   | 167 |
| LAKE WASHINGTON SHIP CANAL, WA            |   | 172 |
| LEWIS RIVER, WA                           |   | 167 |
| LONG BEACH HARBOR, CA                     |   | 135 |
| LONGVIEW, WA, PORT OF                     |   | 159 |
| LOS ANGELES HARBOR, CA                    |   | 137 |
| LOS ANGELES, CA DISTRICT                  |   | 135 |
| LYNN CANAL, AK                            |   | 186 |
|   | M |     |
| METLAKATLA HARBOR, AK                     |   | 184 |
| MIDDLE RIVER, CA                          |   | 141 |
| MISSION BAY, CA                           |   | 138 |
| MOKELUMNE RIVER, CA                       |   | 141 |
| MONTEREY HARBOR, CA                       |   | 149 |
| MORRO BAY HARBOR, CA                      |   | 138 |
| MOSS LANDING HARBOR, CA                   |   | 149 |
| MULTNOMAH CHANNEL, OR                     |   | 160 |
|   | N |     |
| NAKNEK RIVER, AK                          |   | 184 |
| NAPA RIVER, CA                            |   | 149 |
| NAWILIWILI HARBOR, KAUAI, HI              |   | 153 |
| NEAH BAY, WA                              |   | 175 |
| NEWPORT BAY HARBOR, CA                    |   | 138 |
| NIKISHKA, AK                              |   | 186 |
| NINILCHIK HARBOR, AK                      |   | 184 |
| NOME, AK                                  |   | 184 |
| NOYO RIVER, CA                            |   | 149 |
|   | O |     |
| OAKLAND HARBOR, CA                        |   | 144 |
| OLD HARBOR, AK                            |   | 184 |
| OLD RIVER, CA                             |   | 141 |
| OLYMPIA HARBOR, WA                        |   | 170 |
| OREGON SLOUGH (NORTH PORTLAND HARBOR), OR |   | 161 |
|   | P |     |
| PELICAN HARBOR, AK                        |   | 185 |
| PETALUMA RIVER, CA                        |   | 148 |
| PETERSBURG HARBOR, AK                     |   | 185 |
| PILLAR POINT HARBOR, CA                   |   | 149 |
| PORT ALEXANDER, AK                        |   | 185 |
| PORT ALLEN HARBOR, KAUAI, HI              |   | 153 |
| PORT ANGELES HARBOR, WA                   |   | 169 |
| PORT GAMBLE HARBOR, WA                    |   | 175 |
| PORT HUENEME, CA                          |   | 137 |
| PORT OF ASTORIA, OR                       |   | 167 |

TRIPS AND DRAFTS INDEX

|  |   |     |
|--|---|-----|
|  | P |     |
| PORT OF KALAMA, WA   |   | 160 |
| PORT OF LONGVIEW, WA   |   | 159 |
| PORT OF PORTLAND, OR   |   | 163 |
| PORT OF ST. HELENS, OR   |   | 167 |
| PORT OF VANCOUVER, WA  |   | 161 |
| PORT ORFORD, OR  |   | 167 |
| PORT TOWNSEND HARBOR, WA   |   | 175 |
| PORTLAND, OR DISTRICT  |   | 156 |
| PORTLAND, OR, PORT OF  |   | 163 |
| PORTS OTHER THAN PORTLAND, ASTORIA, ST. HELENS, LONGVIEW, VANCOUVER AND KALAMA |   | 159 |
| PUGET SOUND AREA PORTS, WA, OTHER  |   | 176 |
|  | Q |     |
| QUILLAYUTE RIVER, WA   |   | 175 |
|  | R |     |
| REDONDO BEACH, CA  |   | 138 |
| REDWOOD CITY HARBOR, CA  |   | 143 |
| REVILLAGIGADO CHANNEL, AK  |   | 186 |
| RICHMOND HARBOR, CA  |   | 144 |
| ROGUE RIVER, OR  |   | 167 |
|  | S |     |
| SACRAMENTO RIVER DEEPWATER SHIP CHANNEL, CA                                    |   | 139 |
| SACRAMENTO RIVER, CA   |   | 139 |
| SACRAMENTO, CA   |   | 140 |
| SACRAMENTO, CA DISTRICT  |   | 139 |
| SAN DIEGO HARBOR, CA   |   | 135 |
| SAN FRANCISCO BAY AREA PORTS, CA, OTHER  |   | 149 |
| SAN FRANCISCO BAY ENTRANCE, CA   |   | 142 |
| SAN FRANCISCO HARBOR, CA   |   | 143 |
| SAN FRANCISCO, CA DISTRICT   |   | 142 |
| SAN JOAQUIN RIVER, CA  |   | 140 |
| SAN PABLO BAY AND MARE ISLAND STRAIT, CA                                       |   | 145 |
| SAN RAFAEL CREEK, CA   |   | 149 |
| SANTA BARBARA HARBOR, CA   |   | 138 |
| SANTA CRUZ HARBOR, CA  |   | 149 |
| SEATTLE HARBOR, WA   |   | 172 |
| SEATTLE, WA DISTRICT   |   | 169 |
| SELDOVIA HARBOR, AK  |   | 185 |
| SERGIUS AND WHITESTONE NARROWS, AK   |   | 185 |
| SEWARD HARBOR, AK  |   | 179 |
| SITKA HARBOR, AK   |   | 185 |
| SIUSLAW RIVER, OR  |   | 167 |
| SKAGIT RIVER, WA   |   | 175 |
| SKAGWAY HARBOR, AK   |   | 185 |
| SKAMOKAWA (STEAMBOAT) SLOUGH, WA   |   | 167 |
| SKAMOKAWA CREEK, WA  |   | 167 |
| SKIPANON CHANNEL, OR   |   | 168 |
| SMITH RIVER, OR  |   | 168 |
| SNAKE RIVER, OR, WA AND ID   |   | 155 |
| ST. HELENS, OR, PORT OF  |   | 167 |
| STEPHENS PASSAGE, AK   |   | 186 |
| STIKINE RIVER, AK  |   | 185 |
| STILLAGUAMISH RIVER, WA  |   | 175 |
| STOCKTON, CA   |   | 141 |
| SUISUN BAY CHANNEL, CA   |   | 147 |
| SUISUN CHANNEL, CA   |   | 149 |
| SUMNER STRAIT, AK  |   | 186 |
| SWINOMISH CHANNEL, WA  |   | 176 |
|  | T |     |
| TACOMA HARBOR, WA  |   | 171 |
| TILLAMOOK BAY AND BAR, OR  |   | 168 |
| TONGASS NARROWS, AK  |   | 187 |
|  | U |     |
| UMPQUA RIVER, OR   |   | 165 |
| UNALASKA BAY AND ISLAND, AK  |   | 182 |

TRIPS AND DRAFTS INDEX

|   |   |     |
|---|---|-----|
|   | V |     |
| VALDEZ HARBOR, AK                                     |   | 178 |
| VANCOUVER, WA, PORT OF                                |   | 161 |
|   | W |     |
| WAKE ISLAND HARBOR, WAKE ISLAND                       |   | 154 |
| WALLA WALLA, WA DISTRICT                              |   | 155 |
| WATERWAY CONNECTING PORT TOWNSEND BAY AND OAK BAY, WA |   | 176 |
| WELLS HARBOR, MIDWAY ISLAND                           |   | 154 |
| WESTPORT SLOUGH, OR                                   |   | 168 |
| WILLAMETTE RIVER ABOVE PORTLAND AND YAMHILL RIVER, OR |   | 164 |
| WILLAPA RIVER AND HARBOR, AND NASELLE RIVER, WA       |   | 176 |
| WRANGELL HARBOR, AK                                   |   | 185 |
| WRANGELL NARROWS, AK                                  |   | 177 |
|   | Y |     |
| YAQUINA BAY AND HARBOR, OR                            |   | 168 |
| YAQUINA RIVER, OR                                     |   | 168 |
| YOUNGS BAY AND YOUNGS RIVER, OR                       |   | 168 |





## ORDERING GUIDE FOR THE NAVIGATION DATA CENTER REPORTS

### Waterborne Commerce, Vessel and Locks Statistics

| <u>Title</u>  | <u>Sales Price</u> |
|---|--------------------|
| Waterborne Commerce of the United States (WCUS)   |                    |
| Part 1 WCUS, Waterways and Harbors on the Atlantic Coast . . . . .                                      | \$ 13.00           |
| 1st Class Postage . . . . .   | 6.00               |
| Manuscript Data on diskette . . . . .   | 5.00               |
| Part 2 WCUS, Waterways and Harbors on the Gulf Coast, Mississippi River<br>System and Antilles. . . . . | 15.00              |
| 1st Class Postage . . . . .   | 6.00               |
| Manuscript Data on diskette . . . . .   | 5.00               |
| Part 3 WCUS, Waterways and Harbors of the Great Lakes. . . . .  | 6.00               |
| 1st Class Postage . . . . .   | 3.00               |
| Manuscript Data on diskette . . . . .   | 5.00               |
| Part 4 WCUS, Waterways and Harbors on the Pacific Coast, Alaska and Hawaii . . . .                      | 9.00               |
| 1st Class Postage . . . . .   | 5.00               |
| Manuscript Data on diskette . . . . .   | 5.00               |
| Part 5 WCUS, National Summaries . . . . .   | 4.00               |
| 1st Class Postage . . . . .   | 3.00               |
| Public Domain Database (Area to Area or State to State)   |                    |
| Hardcopy . . . . .  | 15.00              |
| Diskette. . . . .   | 5.00               |
| Waterborne Transportation Lines of the United States (WTLUS)  |                    |
| Volume 1 National Summaries . . . . .   | 2.00               |
| 1st Class Postage . . . . .   | 2.00               |
| Volume 2 Vessel Company Summary. . . . .  | 4.00               |
| 1st Class Postage . . . . .   | 3.00               |
| Vessel Company Information on diskette (decompressing utility included). . . . .                        | 5.00               |
| Volume 3 Vessel Characteristics . . . . .   | 20.00              |
| 1st Class Postage . . . . .   | 6.00               |
| Vessel Characteristics on diskette (decompressing utility included) . . . . .                           | 5.00               |

#### Complimentary Copies

- The U.S. Waterway System - FACTS
- Tonnage for Selected United States Ports
- State Tonnage Report (Total waterborne commerce by state)
- Waterborne Commerce National Totals and Selected Inland Waterways for Multiple Years
- Summary of United States Flag Vessels
- Summary of Lock Statistics (Contact: Navigation Data Center, (703) 428-8458)

Material may be ordered from Waterborne Commerce Statistics Center, U.S. Army Corps of Engineers, P.O. Box 61280, New Orleans, LA 70161-1280. Checks or money orders should be made out to FAO-Q0. Call (504) 862-1424, or FAX (504) 862-1423.

For a review of other services provided through the Waterborne Commerce Statistics Center, please contact the Internet Access WCSC Home Page at <http://www.iwr.usace.army.mil/ndc/wcsc.htm> or for E-mail: CEIWR-NDCWCSC.WEBMASTER@usace.army.mil.

(09/30/2003)

## Ordering Guide for Port Series Reports

| <u>NO.</u> |  | <u>Date of<br/>Publication</u> | <u>Sales<br/>Price</u> |
|------------|--|--------------------------------|------------------------|
| 1          | Portland and Searsport, ME, and Portsmouth, NH   | 2001                           | \$ 18.00               |
| 3          | Boston, MA   | 1994                           | 20.00                  |
| 4          | Ports of Southern New England (Bridgeport, CT; New Haven, CT; Connecticut River, CT; New London, CT; Providence, RI; Fall River, MA; New Bedford, MA; Fairhaven, MA)   | 1994                           | 24.00                  |
| 5          | New York, NY, and NJ, and Ports on Long Island, NY   | 1999                           | 56.00                  |
| 6          | Albany and Ports on the Hudson River, NY   | 1996                           | 18.00                  |
| 8          | Philadelphia, PA; Camden, NJ; Wilmington, DE; and Ports on Delaware River  | 1998                           | 25.00                  |
| 10         | Baltimore, MD  | 2000                           | 22.00                  |
| 11         | Ports of Hampton Roads, and Ports on the James and York Rivers, VA   | 1993                           | 36.00                  |
| 12         | Wilmington and Morehead City, NC   | 1997                           | 24.00                  |
| 13         | Charleston and Georgetown, SC  | 1997                           | 15.00                  |
| 14         | Savannah and Brunswick, GA   | 2000                           | 21.00                  |
| 15         | Jacksonville and Fernandina Beach, FL  | 1997                           | 15.00                  |
| 16         | Miami, Port Everglades, Palm Beach, and Port Canaveral, FL   | 1999                           | 40.00                  |
| 17         | The Ports of Tampa and Port Manatee, FL  | 1996                           | 21.00                  |
| 18         | Mobile, AL   | 1998                           | 11.00                  |
| 19         | Panama City and Penscola, FL; Pascagoula and Gulfport, MS; and Ports on the Apalachicola, Chattahoochee, and Flint Rivers  | 1998                           | 25.00                  |
| 20         | New Orleans, LA  | 2002                           | 38.00                  |
| 20A        | Mississippi River Ports Below and Above New Orleans, LA  | 2003                           | 40.00                  |
| 21         | Baton Rouge and Lake Charles, LA   | 2002                           | 39.00                  |
| 22         | Port Arthur, Beaumont, and Orange, TX  | 2001                           | 33.50                  |
| 23         | Galveston and Texas City, TX   | 1996                           | 21.00                  |
| 24         | Houston, TX  | 1999                           | 36.00                  |
| 25         | Corpus Christi, TX   | 2003                           | 26.00                  |
| 26         | Freeport, Point Comfort/Port Lavaca, Brownsville, and Ports along Gulf Intracoastal Waterway, TX   | 2003                           | 36.00                  |
| 27         | San Diego, CA  | 1998                           | 29.00                  |
| 28         | The Ports of Long Beach, Los Angeles and Port Hueneme, CA  | 1996                           | 28.00                  |
| 30         | San Francisco, Redwood City, and Humboldt Bay, CA  | 2000                           | 17.00                  |
| 31         | Oakland, Alameda, Richmond, and Ports on Carquinez Strait, CA  | 2000                           | 22.00                  |
| 32         | Sacramento, Stockton, Pittsburg and Antioch, Ca  | 1996                           | 28.00                  |
| 33         | Ports on the Oregon Coast  | 2001                           | 13.50                  |
| 34         | Port of Portland, OR and Ports on the Columbia-Snake River System (Astoria, The Dalles, Boardman, and Umatilla, OR; Longview, Kalama, Vancouver, Pasco/ Kennewick, Wilma, and Clarkston, WA; and Lewiston, ID) | 1996                           | 44.00                  |
| 35         | Tacoma, Olympia and Grays Harbor, WA   | 1993                           | 19.00                  |
| 36         | Seattle, WA  | 2002                           | 25.00                  |
| 37         | Port Angeles, Port Townsend, Everett, Anacortes, and Bellingham, WA.   | 1998                           | 12.50                  |
| 38         | Southeast Alaska (Metlakatla, Ketchikan, Hollis, Thorne Bay, Hydaburg, Craig, Klawock, Wrangell, Petersburg, Kake, Juneau, Angoon, Haines, Skagway, Sitka, Pelican, Gustavus, Hoonah, and Yakutat)             | 1995                           | 28.00                  |
| 39         | Ports of Southwest and Western Alaska (1ST EDITION)  | 1994                           | 28.00                  |
| 41         | Buffalo, Rochester, Oswego, and Ogdensburg, NY   | 2001                           | 18.00                  |
| 42         | U.S. Ports on Lake Erie (Erie, PA; and Conneaut, Ashtabula, Fairport Harbor, Lorain, Huron, and Sandusky, OH)  | 2001                           | 20.00                  |
| 43         | Cleveland, OH  | 2000                           | 11.00                  |
| 44         | Toledo, OH   | 2000                           | 11.00                  |
| 45         | Detroit and Monroe, and Ports on the Saginaw River, MI   | 1996                           | 31.00                  |
| 46         | Chicago, IL  | 1995                           | 28.00                  |
| 48         | Milwaukee, WI and Ports on Lake Michigan   | 1995                           | 32.00                  |
| 49         | Duluth, MN; Superior, WI; Taconite Harbor, Silver Bay, and Two Harbors, MN; and Ashland, WI  | 2000                           | 14.00                  |
| 50         | Ports of Hawaii (Honolulu, Port Allen, Nawiliwili, Kahului, Kuanakakai, Kawaihae, and Hilo)  | 1999                           | 19.00                  |
| 60         | Pittsburgh, PA, and Ports on the Ohio, Monongahela, and Allegheny Rivers, PA   | 1992                           | 17.00                  |
| 61         | Huntington, WV, Ports on Ohio River (Miles 40-317), and Kanawha River, WV  | 1992                           | 17.00                  |
| 62         | Cincinnati, OH, and Ports on Ohio River (Miles 317-560)  | 1991                           | 12.00                  |
| 63         | Louisville, KY, Ports on Ohio River (Miles 560-980), and Cumberland and Green Rivers   | 1992                           | 14.00                  |
| 64         | Ports on Tennessee River, Tennessee-Tombigbee and Black Warrior-Tombigbee Waterways, and Alabama River   | 1998                           | 46.00                  |
| 65         | Ports on Illinois Waterway (Miles 0-291), Grafton to Lockport, IL  | 1994                           | 17.00                  |
| 68         | Ports on the Arkansas, Red and Ouachita River Systems and Missouri River   | 2002                           | 34.00                  |
| 69         | Minneapolis-St. Paul, MN, and Ports on Upper Mississippi River (Miles 300-860 AOR)   | 1994                           | 46.00                  |
| 70         | St. Louis, MO, and Ports on Upper Mississippi River (Miles 0-300 AOR)  | 1992                           | 13.00                  |
| 71         | Memphis, TN; Helena, AR; and Ports on Lower Mississippi River (Miles 620-954 AHP)  | 1993                           | 14.00                  |
| 72         | Natchez, Vicksburg, and Greenville, MS, and Ports on Lower Mississippi River (Miles 255-620 AHP)   | 1991                           | 11.00                  |

Port Series reports may be ordered from the Navigation Data Center (CEIWR-NDC-N), 7701 Telegraph Road, Casey Building, Alexandria, VA 22315-3868. Federal law requires advance payment for all purchases. Check or money order (in U.S. funds) should be made payable to the Superintendent of Documents. Telephone/telex orders are accepted and can be charged to Visa, Master Card, Discover/Novus, American Express, and Superintendent of Documents accounts. (Publications are mailed postpaid (4th Class Mail) on the same day that order is received unless a prepaid, alternate delivery method is specified. Prices are subject to change without notice.  
Contact: Navigation Data Center - voice: (703) 428-9061 FAX: (703) 428-6047

For a review of other services provided through the Navigation Data Center, please contact the Internet Access NDC Home Page at <http://www.iwr.usace.army.mil/ndc> or for E-mail: CEIWR-NDC.WEBMASTER@usace.army.mil.  
(9/23/2003)

**REPORT DOCUMENTATION PAGE**

*Form Approved*  
*OMB No. 0704-0188*

The public reporting burden for this collection of information is estimated to average 1 hour per response, including the time for reviewing instructions, searching existing data sources, gathering and maintaining the data needed, and completing and reviewing the collection of information. Send comments regarding this burden estimate or any other aspect of this collection of information, including suggestions for reducing this burden, to Department of Defense, Washington Headquarters Services, Directorate for Information Operations and Reports (0704-0188), 1215 Jefferson Davis Highway, Suite 1204, Arlington, VA 22202-4302. Respondents should be aware that notwithstanding any other provision of law, no person shall be subject to any penalty for failing to comply with a collection of information if it does not display a currently valid OMB control number.

**PLEASE DO NOT RETURN YOUR FORM TO THE ABOVE ADDRESS. RETURN COMPLETED FORM TO**

|   |             |                          |                            |   |   |
|---|-------------|--------------------------|----------------------------|---|---|
| 1. REPORT DATE (DD-MM-YYYY)<br>20/01/2004   |             | 2. REPORT TYPE<br>Annual |                            | 3. DATES COVERED (From - To)<br>01/01/2002 31/12/2002           |   |
| 4. TITLE AND SUBTITLE<br>Waterborne Commerce of the United States<br>Calendar Year - 2002<br>Part 4, Waterways and Harbors, Pacific Coast, Alaska<br>and Hawaii   |             |                          |                            | 5a. CONTRACT NUMBER   |   |
|   |             |                          |                            | 5b. GRANT NUMBER  |   |
|   |             |                          |                            | 5c. PROGRAM ELEMENT NUMBER                                      |   |
| 6. AUTHOR(S)<br><br>Department of the Army<br>Corps of Engineers  |             |                          |                            | 5d. PROJECT NUMBER  |   |
|   |             |                          |                            | 5e. TASK NUMBER   |   |
|   |             |                          |                            | 5f. WORK UNIT NUMBER  |   |
| 7. PERFORMING ORGANIZATION NAME AND ADDRESS<br>U.S. Army Corps of Engineer<br>Waterborne Commerce Statistics Center<br>P.O. Box 61280<br>New Orleans, LA 70161-1280   |             |                          |                            | 8. PERFORMING ORGANIZATION REPORT NUMBER<br><br>CEIWR-WCUS-02-4 |   |
| 9. SPONSORING/MONITORING AGENCY NAME(S) AND ADDRESS(S)<br>U.S. Army Corps of Engineers<br>Headquarters<br>441 G. Street<br>Washington D.C. 20314-1000   |             |                          |                            | 10. SPONSOR/MONITOR'S ACRONYM(S)                                |   |
|   |             |                          |                            | 11. SPONSOR/MONITOR'S REPORT NUMBERS(S)                         |   |
| 12. DISTRIBUTION AVAILABILITY STATEMENT<br><br>Unclassified/Unlimited   |             |                          |                            |   |   |
| 13. SUPPLEMENTARY NOTES<br>Available from: National Technical Information Services (NTS)<br>5285 Port Royal Road, Springfield, VA 22161   |             |                          |                            |   |   |
| 14. ABSTRACT<br>Waterborne Commerce of the United States (WCUS), Part 4, Calendar Year 2002, is one of a series of five (5) publications containing statistics on the commercial movement of foreign and domestic cargo. WCUS, Part 4, presents detailed data by commodity and traffic for the waterways and harbors of the Pacific Coast, Alaska and Hawaii. The statistics include commodities given in short tons (2000 lbs) and vessel trips for the harbors and waterways. |             |                          |                            |   |   |
| 15. SUBJECT TERMS<br>Waterborne Commerce Statistics, domestic Commerce, Water Transportation, Freight Traffic, Commodity Flows  |             |                          |                            |   |   |
| 16. SECURITY CLASSIFICATION OF:   |             |                          | 17. LIMITATION OF ABSTRACT | 18. NUMBER OF PAGES   | 19a. NAME OF RESPONSIBLE PERSON                             |
| a. REPORT   | b. ABSTRACT | c. THIS PAGE             |                            |   | David L. Penick<br>Director/WCSC                            |
| Unclas  | Unclas      | Unclas                   | Unl                        | 212   | 19b. TELEPHONE NUMBER (include area code)<br>(504) 862-1400 |



**PART 4 - PACIFIC**

**WATERBORNE COMMERCE OF THE UNITED STATES - 2002**