

www.fueleconomy.gov

model year **2008**

Fuel Economy Guide

EPA Fuel Economy Estimates

CITY MPG
18

Expected range for most drivers
15 to 21 MPG

Estimated Annual Fuel Cost
\$2,039

based on 15,000 miles at \$2.80 per gallon

HIGHWAY MPG
25

Expected range for most drivers
21 to 29 MPG

Combined Fuel Economy

This Vehicle
21



Your actual mileage will vary depending on how you drive and maintain your vehicle.

See the FREE Fuel Economy Guide at dealers or www.fueleconomy.gov

| <i>Self Serve</i> | <i>Cash or Credit</i> |
|-------------------|-------------------------|
| <i>Regular</i> | 329 ⁹ |
| <i>Plus</i> | 339 ⁹ |
| <i>Premium</i> | 349 ⁹ |



DOE/EE-0321

U.S. Department of Energy
Office of Energy Efficiency and Renewable Energy
U.S. Environmental Protection Agency

CONTENTS

| | | | |
|---------------------------------------|---|--|----|
| USING THE FUEL ECONOMY GUIDE | i | FUEL ECONOMY AND ANNUAL FUEL COST RANGES FOR VEHICLE CLASSES | 4 |
| UNDERSTANDING THE FUEL GUIDE LISTINGS | 1 | 2008 MODEL YEAR VEHICLES | 5 |
| VEHICLE CLASSES USED IN THIS GUIDE | 2 | DIESEL VEHICLES | 22 |
| TAX INCENTIVES AND DISINCENTIVES | 2 | HYBRID VEHICLES | 23 |
| WHY CONSIDER FUEL ECONOMY | 2 | ETHANOL FLEXIBLE-FUEL VEHICLES | 24 |
| FUELING OPTIONS | 3 | COMPRESSED NATURAL GAS VEHICLES | 26 |
| TIPS FOR IMPROVING FUEL ECONOMY | 3 | INDEX | 27 |
| MODEL YEAR 2008 FUEL ECONOMY LEADERS | 4 | | |

USING THE FUEL ECONOMY GUIDE

The U.S. Environmental Protection Agency (EPA) and U.S. Department of Energy (DOE) produce the Fuel Economy Guide to help car buyers choose the most fuel-efficient vehicle that meets their needs. The guide is published in print and on the Web at www.fueleconomy.gov. For additional print copies, please send your request to EERE Information Center, 20440 Century Boulevard, Suite 150, Germantown, MD 20874.

Fuel Economy Estimates

Each vehicle in this guide has two fuel economy estimates:

- A city estimate that represents urban driving, in which a vehicle is started in the morning (after being parked all night) and driven in stop-and-go traffic
- A highway estimate that represents a mixture of rural and interstate highway driving in a warmed-up vehicle, typical of longer trips in free-flowing traffic

These fuel economy estimates are based on laboratory testing. All vehicles are tested in the same manner to allow fair comparisons.

New Estimates Effective This Year!

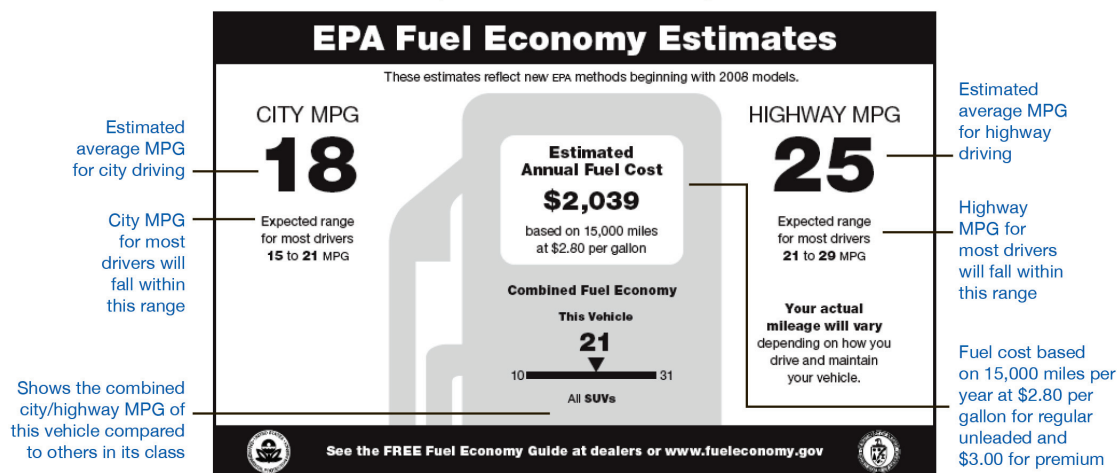
EPA has revised its methods for estimating MPG to better represent current real-world driving conditions. Beginning with 2008 model year vehicles, city and highway estimates will account for more aggressive driving (higher speeds and faster acceleration), air conditioner use, and cold temperature operation. Details about the new methodology are available at www.epa.gov/fueleconomy.

Comparing New and Old Estimates

The new testing methods cause MPG estimates for 2008 (and later) model year vehicles to be noticeably lower than those for previous years, even though the actual fuel economy you would achieve may be the same. This makes it difficult to directly compare 2008 (and later) model year vehicles with older models. A tool for comparing the new estimates with those of older vehicles is available at www.fueleconomy.gov.

Sample Fuel Economy Label

(Attached to New Vehicle Window)



Check the fuel economy label on the vehicle at the dealer showroom for its specific fuel economy (mpg) ratings. The ratings may vary slightly from the values in this guide because of engine and fuel system differences not listed here.

Annual Fuel Cost Estimates

This guide provides fuel cost estimates for each vehicle. The estimates are based on the assumptions that you travel 15,000 miles per year (55% under city driving conditions and 45% under highway conditions) and that fuel costs \$1.66/gallon for regular unleaded gasoline and \$1.92/gallon for premium. Cost-per-gallon assumptions for vehicles that use other fuel types are discussed at the beginning of those vehicle sections. The fuel costs are updated weekly in order to reflect current national average fuel prices. Visit www.fueleconomy.gov to personalize fuel costs based on current fuel prices and your driving habits.

Your Fuel Economy Will Vary

Fuel economy is not a fixed number it varies significantly based on where you drive, how you drive, and other factors. Thus, it is impossible for one set of estimates to predict fuel economy precisely for all drivers in all environments.

For example, the following factors can lower your vehicle's fuel

economy:

- Aggressive driving (hard acceleration and braking)
- Excessive idling, accelerating, and braking in stop-and-go traffic
- Cold weather (engines are more efficient when warmed up)
- Driving with a heavy load or the air conditioner running
- Improperly tuned engine, dirty air filter, under-inflated tires

In addition, small variations in vehicle manufacturing can cause MPG variations in the same make and model, and some vehicles don't attain maximum fuel economy until they are "broken in" (around 3,000–5,000 miles).

So, please remember that the EPA ratings are a useful tool for comparing vehicles when car buying, but they may not accurately predict the MPG you will get. This is also true for annual fuel cost estimates. For more information on fuel economy ratings and factors that affect fuel economy, visit www.fueleconomy.gov.

UNDERSTANDING THE GUIDE LISTINGS

We hope you'll find the Fuel Economy Guide easy to use! Fuel economy and annual fuel cost data are organized by vehicle class (see page 2 for a list of classes). Within each class, vehicles are listed alphabetically by manufacturer and model.

Vehicle models with different features, such as engine size or transmission type, are listed as different vehicles—engine and transmission attributes are shown in columns 2 and 3. Additional attributes needed to distinguish among vehicles are listed in the "Notes" column (e.g., fuel type, suggested fuel grade). A legend for all abbreviations is provided at the bottom of the first page of each section.

A "P" in the "Notes" column indicates that the manufacturer recommends or requires the vehicle be fueled with premium grade gasoline. The higher price of premium gasoline is reflected in the annual fuel cost.

The most fuel-efficient vehicles in each class and alternative fuel vehicles are indicated with special markings (see diagram below). Vehicles that can use more than one kind of fuel have an entry for each fuel type.

Interior passenger and cargo volumes are located in the index at the back of the guide.

Sample Vehicle Listing

(Not Actual Data)

| | Trans Type / Speeds | Eng Size / Cylinders | MPG City / Hwy | Annual Fuel Cost | Notes |
|-----------------------------------|---------------------|----------------------|-------------------|---------------------|-------|
| SUBARU | | | | | |
| Impreza AWD..... | M-5..... | 2.5/4..... | 19/24..... | \$2,142..... | P T |
| | M-5..... | 2.5/4..... | 20/27..... | \$1,911..... | |
| | A-S4..... | 2.5/4..... | 20/25..... | \$2,048..... | P T |
| | A-S4..... | 2.5/4..... | 20/27..... | \$1,911..... | |
| Legacy AWD..... | M-5..... | 2.5/4..... | 19/24..... | \$2,142..... | P T |
| LARGE CARS | | | | | |
| Honda | | | | | |
| ▶ Accord 4-door Sedan..... | A-5..... | 2.4/4..... | 21/31..... | \$1,751..... | |
| | M-5..... | 2.4/4..... | 22/31..... | \$1,680..... | |
| | M-5..... | 2.4/4..... | 24/34..... | \$1,178..... | |
| LINCOLN | | | | | |
| Town Car..... | A-4..... | 4.6/8..... | 15/22..... | \$2,335..... | |
| Town Car FFV..... | A-4..... | 4.6/8..... | 11/16..... | \$2,999..... | E85 |
| | A-4..... | 4.6/8..... | 15/23..... | \$2,335..... | Gas |
| MERCURY | | | | | |
| Grand Marquis FFV..... | A-4..... | 4.6/8..... | 11/16..... | \$2,999..... | E85 |
| | A-4..... | 4.6/8..... | 15/23..... | \$2,335..... | Gas |

Manufacturer

Model

The most fuel-efficient automatic and manual vehicles per class are listed in black boldface type and marked with a black pointer ▶

Alternative fuel vehicles are highlighted by a blue bar, and those that can use two kinds of fuel, such as flexible fuel vehicles, have an entry for each fuel type

Transmission information: type (A=automatic, A-S=automatic transmission-select shift, AV=continuously variable transmission, M=manual, etc.) followed by number of gears or speeds

Engine size (in liters) followed by number of cylinders. EXAMPLE: 4.6 liter, 8-cylinder engine

Additional information to help further identify the vehicle (e.g., engine and fuel system info) along with other useful information about taxes, required fuel grade, etc.

EXAMPLE:
P=Premium Gasoline
T=Turbocharger

Vehicle Class

EPA city & highway MPG estimates
EXAMPLE: 24 mpg city, 34 mpg highway

Flexible-fuel vehicles (FFVs) can run on gasoline or E85 (a mixture of 85% ethanol & 15% gasoline)

Estimated annual fuel cost, assuming 15,000 miles of travel a year (55% city and 45% highway) and an average fuel price

VEHICLE CLASSES USED IN THIS GUIDE

| CARS | | TRUCKS | |
|------------------------|---|---------------------------------|--|
| CLASS | Passenger and Cargo Volume (cu. ft.) | CLASS | Gross Vehicle Weight Rating* (pounds) |
| TWO-SEATER CARS | | PICKUP TRUCKS | |
| SEDANS | | Small | Under 6,000 |
| Minicompact | Under 85 | Standard | 6,000 to 8,500 |
| Subcompact | 85 to 99 | VANS | |
| Compact | 100 to 109 | Passenger | Under 8,500 |
| Midsize | 110 to 119 | Cargo | Under 8,500 |
| Large | 120 or more | MINIVANS | |
| STATION WAGONS | | SPORT UTILITY VEHICLES | |
| Small | Under 130 | SPECIAL PURPOSE VEHICLES | |
| Midsize | 130 to 159 | | |
| Large | 160 or more | | |

*Gross Vehicle Weight Rating = vehicle weight plus carrying capacity.

WHY SOME VEHICLE ARE NOT LISTED

- Fuel economy regulations currently do not apply to vehicles with a Gross Vehicle Weight Rating (vehicle weight plus carrying capacity) of more than 8,500 pounds. Therefore, some large pickup trucks, vans, and SUVs are not tested, and fuel economy labels are not posted on their windows.
- Some vehicles' fuel economy information is not available in time to be printed in the guide. However, you can find more up-to-date information at www.fueleconomy.gov.
- The availability of some vehicles is restricted.

TAX INCENTIVES AND DISINCENTIVES

Tax Credits and Deductions

If you purchase a qualifying hybrid or dedicated alternative fuel vehicle (AFV) in 2007–08, you may be eligible for a federal income tax credit of up to \$3,400 for hybrids or \$4,000 for AFVs—compressed natural gas (CNG) vehicles are the only AFVs commercially available as of publication of the Guide. The credit amount varies from vehicle to vehicle, and the hybrid credit will be gradually phased out based on manufacturer sales. Flexible fuel vehicles are not eligible for the alternative fuel credit.

Visit www.fueleconomy.gov for more information on qualifying models, credit amounts, and phase-out dates.

Gas Guzzler Tax

The Energy Tax Act of 1978 requires auto companies to pay a gas guzzler tax on the sale of cars with exceptionally low fuel economy. Such vehicles are identified in the guide by the word "Tax" in the "Notes" column. In the dealer showroom, the words "Gas Guzzler" and the tax amount are listed on the vehicle's fuel economy label. The tax does not apply to light trucks.

WHY CONSIDER FUEL ECONOMY

Save Money

You could save \$200–\$1,500 in fuel costs each year by choosing the most fuel-efficient vehicle in a particular class. This can add up to thousands over a vehicle's lifetime. Fuel-efficient models come in all shapes and sizes, so you need not sacrifice utility or size.

Each vehicle listing in the Fuel Economy Guide provides an estimated annual fuel cost (see page i). The online guide at www.fueleconomy.gov features an annual fuel cost calculator that allows you to insert your local gasoline prices and typical driving conditions (% city & highway) to achieve the most accurate fuel cost information for your vehicle.

Strengthen National Energy Security

Buying a more fuel-efficient vehicle can help strengthen our national energy security by reducing our dependence on foreign oil. More than half of the oil used to produce the gasoline you put in your tank is imported. The United States uses more than 20

million barrels of oil per day, two-thirds of which is used for transportation. Petroleum imports cost us about \$5.2 billion a week—that's money that could be used to fuel our own economy.

Protect the Environment

Burning fossil fuels such as gasoline and diesel adds greenhouse gases, mostly carbon dioxide (CO₂), to the Earth's atmosphere. Large-scale increases in greenhouse gases in the Earth's atmosphere can lead to global climate change.

Vehicles with lower fuel economy burn more fuel, creating more CO₂. Your vehicle creates about 20 pounds of CO₂ (170 cu. ft.) per gallon of gasoline it consumes. Therefore, you can reduce your contribution to global climate change by choosing a vehicle with higher fuel economy.

By choosing a vehicle that achieves 25 miles per gallon rather than 20, you can prevent the release of about 17 tons (260,000 cu. ft.) of greenhouse gases over the lifetime of your vehicle.

FUELING OPTIONS

Ethanol Blends – E85 & E10

Ethanol is an alcohol fuel made by fermenting and distilling starch crops, such as corn. It may also be made from "cellulosic biomass" such as trees and grasses in the near future. The use of ethanol can reduce U.S. dependence on foreign oil and reduce greenhouse gases.

E10 or "gasohol" is a blend of 10% ethanol and 90% gasoline sold in many parts of the country. All auto manufacturers approve the use of blends of 10% ethanol or less in their gasoline vehicles.

E85, a blend of 85% ethanol and 15% gasoline, can be used in flexible fuel vehicles (FFVs), which are specially designed to run on gasoline, E85, or any mixture of the two. FFVs are offered by several vehicle manufacturers. To determine if your vehicle is an FFV, check the inside of your car's fuel filler door for an identification sticker or consult your owner's manual. Several hundred filling stations in the United States currently sell E85. Visit <http://afdcmap2.nrel.gov/locator/> for locations near you.

There is no noticeable difference in vehicle performance when low-level ethanol blends are used. However, FFVs operating on E85 usually experience a 20–30% drop in miles per gallon due to ethanol's lower energy content.

Biodiesel

Biodiesel is a commercially available diesel-replacement fuel manufactured from vegetable oils or animal fats. It produces fewer

greenhouse gases than petroleum diesel and, since it is made domestically from renewable resources, increases national energy security.

Biodiesel can be blended at any ratio with petroleum diesel, but it is most commonly sold at ratios of 2%, 5%, or 20%, denoted as B2, B5, and B20. Most vehicle manufacturers do not yet recommend using biodiesel blends greater than B5, and some state that doing so may void the engine warranty. Check your owner's manual or with your vehicle manufacturer to determine the right blend for your vehicle.

Purchase commercial-grade biodiesel from a reputable dealer. Never refuel with clean or used grease or vegetable oil that has not been converted to biodiesel. It will damage your engine.

Use of biodiesel blends may reduce fuel economy slightly, less than 1% for B5.

Visit <http://afdcmap2.nrel.gov/locator/> for locations of service stations selling biodiesel.

Premium- vs. Regular-Grade Gasoline

The recommended gasoline for most cars is regular unleaded. Using a higher-octane gasoline than recommended by the owner's manual does not improve performance or fuel efficiency; it only costs more money. Check your owner's manual to determine the lowest grade of fuel you can use.

TIPS FOR IMPROVING FUEL ECONOMY

Keep Your Car in Shape

- Fixing a car that is noticeably out of tune can improve gas mileage by about 4%. Repairing a faulty oxygen sensor can improve fuel economy by much more!
- Replacing a clogged air filter can significantly improve gas mileage.
- Keeping tires inflated to the recommended pressure and using the recommended grade of motor oil can improve fuel economy by up to 5%. The manufacturer's recommended tire pressure can be found on the tire information placard and/or vehicle certification label located on the vehicle door edge, doorpost, glove-box door, or inside the trunk lid.

Plan and Combine Trips

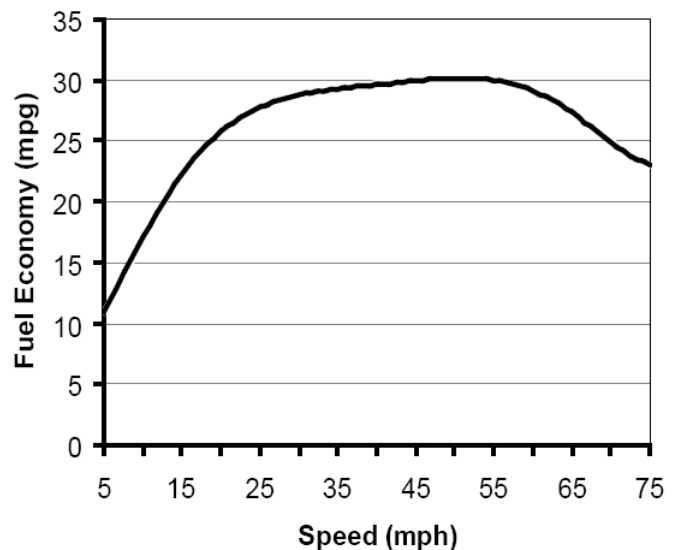
- A warmed-up engine is more fuel efficient than a cold one. Many short trips taken from a cold start can use twice as much fuel as one multipurpose trip covering the same distance when the engine is warmed up and efficient.

Note: Letting your car idle to warm-up doesn't help your fuel economy, it actually uses more fuel and creates more pollution.

For more tips and more information about gasoline pricing, visit www.fueleconomy.gov.

Drive More Efficiently

- Aggressive driving (speeding and rapid acceleration and braking) can lower your gas mileage by as much as 33% at highway speeds and 5% around town.
- Observe the speed limit—each 5 miles per hour (mph) you drive over 60 mph can reduce your fuel economy by 10%.
- Avoid idling—idling gets 0 miles per gallon!



MODEL YEAR 2008 FUEL ECONOMY LEADERS

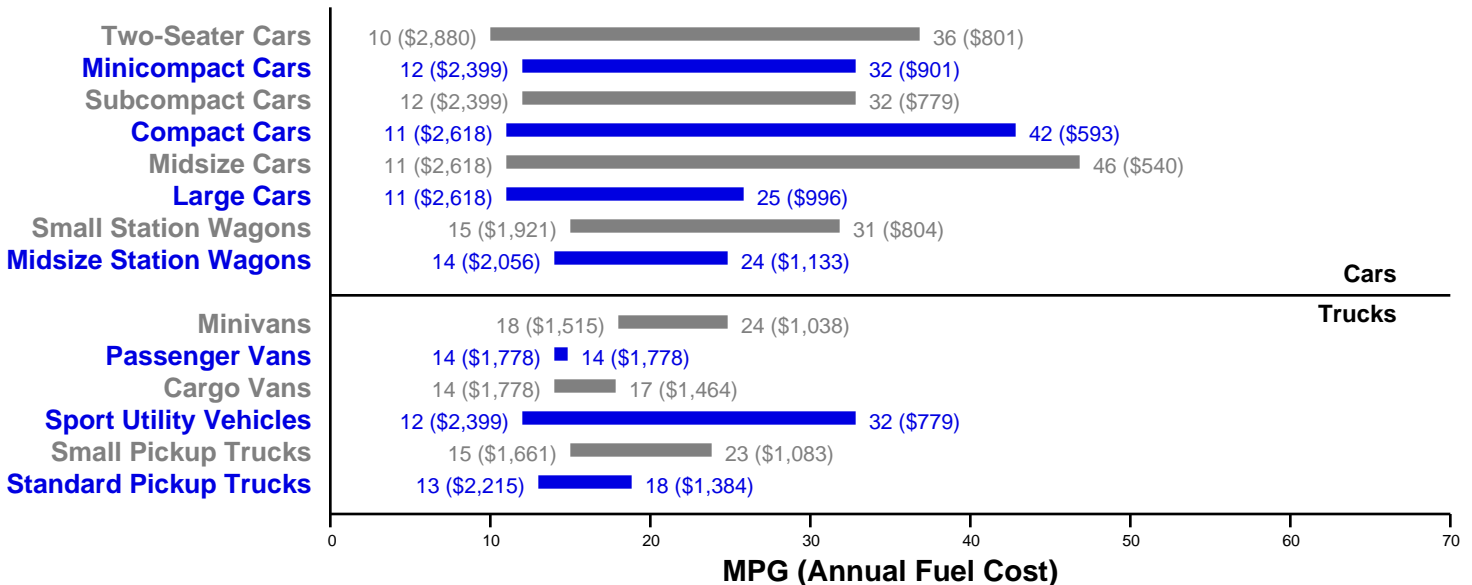
Listed below are vehicles with the highest fuel economy in the most popular classes, including vehicles with both automatic and manual transmissions. Please note that many vehicle models come in a range of engine sizes and trim lines, resulting in different fuel economy values.

| | Transmission Type | MPG City/Hwy | | Transmission Type | MPG City/Hwy |
|-------------------------------|-------------------|--------------|----------------------------------|-------------------|--------------|
| TWO-SEATER CARS | | | Volkswagen Passat Wagon | | |
| smart fortwo convertible | automatic | 33/41 | | manual | 20/29 |
| smart fortwo coupe | automatic | 33/41 | SMALL PICKUP TRUCKS | | |
| Mazda MX-5 | manual | 22/27 | Toyota Tacoma 2WD | automatic | 19/25 |
| MINICOMPACT CARS | | | Ford Ranger Pickup 2WD | manual | 21/26 |
| MINI Cooper | automatic | 26/34 | Mazda B2300 2WD | manual | 21/26 |
| MINI Cooper | manual | 28/37 | STANDARD PICKUP TRUCKS | | |
| SUBCOMPACT CARS | | | Chevrolet Silverado C15 2WD* | automatic | 15/20 |
| Toyota Yaris | automatic | 29/35 | Dodge Dakota Pickup 2WD | automatic | 15/20 |
| Toyota Yaris | manual | 29/36 | GMC Sierra C15 2WD* | automatic | 15/20 |
| COMPACT CARS | | | Honda Ridgeline Truck 4WD | automatic | 15/20 |
| Honda Civic Hybrid | automatic | 40/45 | Mitsubishi Raider Pickup 2WD | automatic | 15/20 |
| Toyota Corolla | manual | 28/37 | Dodge Dakota Pickup 2WD | manual | 16/20 |
| MIDSIZE CARS | | | Mitsubishi Raider Pickup 2WD | manual | 16/20 |
| Toyota Prius | automatic | 48/45 | CARGO VANS | | |
| Nissan Versa | manual | 26/31 | Chevrolet Van 1500/2500 2WD | automatic | 15/20 |
| LARGE CARS | | | GMC Savana 1500/2500 2WD (cargo) | automatic | 15/20 |
| Honda Accord | automatic | 21/31 | MINIVANS | | |
| Honda Accord | manual | 22/31 | Mazda 5 | automatic | 21/27 |
| SMALL STATION WAGONS | | | Mazda 5 | manual | 22/28 |
| Honda Fit | automatic | 27/34 | SPORT UTILITY VEHICLES | | |
| Honda Fit | manual | 28/34 | Ford Escape Hybrid FWD | automatic | 34/30 |
| MIDSIZE STATION WAGONS | | | Mazda Tribute Hybrid 2WD | automatic | 34/30 |
| Volkswagen Passat Wagon | automatic | 20/28 | Mercury Mariner Hybrid FWD | automatic | 34/30 |
| | | | Jeep Compass 2WD | manual | 23/28 |
| | | | Jeep Patriot 2WD | manual | 23/28 |

* Applies to both gasoline-only and flexible fuel models.

FUEL ECONOMY AND ANNUAL FUEL COST RANGES FOR VEHICLE CLASSES

The graph below provides the fuel economy and annual fuel cost ranges for the vehicles in each class so you can see where a given vehicle's fuel economy and cost fall within its class. Combined city and highway MPG estimates are used; these assume you will drive 55% in the city and 45% on the highway. Annual fuel costs assume you travel 15,000 miles each year and fuel costs \$1.66/gallon for regular unleaded gasoline and \$1.92/gallon for premium. Visit www.fueleconomy.gov to calculate annual fuel cost for a specific vehicle based on your own driving conditions and per-gallon fuel costs.



2008 MODEL YEAR VEHICLES

This section contains the fuel economy values for 2008 model year vehicles. Alternative fuel vehicles are highlighted with a blue bar, and those that can use two kinds of fuel, such as flexible fuel vehicles, have an entry for each fuel type. The most fuel-efficient automatic and manual vehicles per class are listed in black boldface type and marked with a black pointer (▶).

| | Trans Type/ Speeds | Eng Size/ Cylinders | MPG City / Hwy | Annual Fuel Cost | Notes | | Trans Type/ Speeds | Eng Size/ Cylinders | MPG City / Hwy | Annual Fuel Cost | Notes |
|---------------------|-----------------------|------------------------|-------------------|---------------------|---------|----------------------|-----------------------|------------------------|-------------------|---------------------|-------|
| TWO SEATERS | | | | | | DODGE | | | | | |
| ASTON MARTIN | | | | | | Viper Convertible | | | | | |
| V8 Vantage | A-S6 | 4.3/8 | 13/20 | \$1,921 | P Tax | Viper Coupe | M-6 | 8.4/10 | 13/22 | \$1,800 | P Tax |
| | M-6 | 4.3/8 | 12/19 | \$1,921 | P Tax | FERRARI | | | | | |
| AUDI | | | | | | 599 GTB Fiorano | | | | | |
| R8 | A-S6 | 4.2/8 | 13/19 | \$1,921 | P Tax | | M-6 | 5.9/12 | 11/15 | \$2,399 | P Tax |
| | M-6 | 4.2/8 | 13/20 | \$1,921 | P Tax | F430 | A-6 | 4.3/8 | 11/16 | \$2,215 | P Tax |
| TT Roadster | A-S6 | 2.0/4 | 22/29 | \$1,152 | P T | | M-6 | 4.3/8 | 11/16 | \$2,215 | P Tax |
| TT Roadster Quattro | A-S6 | 3.2/6 | 18/24 | \$1,440 | P | HONDA | | | | | |
| | M-6 | 3.2/6 | 17/24 | \$1,515 | P | S2000 | | | | | |
| BMW | | | | | | S2000 | | | | | |
| Z4 3.0i | A-S6 | 3.0/6 | 19/28 | \$1,310 | P | LAMBORGHINI | | | | | |
| | M-6 | 3.0/6 | 18/28 | \$1,371 | P | Gallardo Coupe | | | | | |
| Z4 3.0si | A-S6 | 3.0/6 | 19/28 | \$1,310 | P | | M-6 | 5.0/10 | 10/17 | \$2,215 | P Tax |
| | M-6 | 3.0/6 | 18/28 | \$1,371 | P | Gallardo Spyder | A-S6 | 5.0/10 | 10/16 | \$2,399 | P Tax |
| Z4 Coupe | A-S6 | 3.0/6 | 19/28 | \$1,310 | P | | M-6 | 5.0/10 | 10/15 | \$2,399 | P Tax |
| | M-6 | 3.0/6 | 18/28 | \$1,371 | P | Murcielago | A-S6 | 6.5/12 | 9/14 | \$2,618 | P Tax |
| Z4 M Coupe | M-6 | 3.2/6 | 15/23 | \$1,601 | P Tax | | M-6 | 6.5/12 | 8/13 | \$2,880 | P Tax |
| Z4 M Roadster | M-6 | 3.2/6 | 15/23 | \$1,601 | P Tax | Murcielago Reventon | A-S6 | 6.5/12 | 9/14 | \$2,618 | P Tax |
| BUGATTI | | | | | | Murcielago Roadster | | | | | |
| Veyron | A-S6 | 8.0/16 | 8/14 | \$2,880 | P T Tax | | M-6 | 6.5/12 | 8/13 | \$2,880 | P Tax |
| CADILLAC | | | | | | LOTUS | | | | | |
| XLR | A-S6 | 4.4/8 | 14/21 | \$1,800 | P S Tax | Elise/Exige | | | | | |
| | A-S6 | 4.6/8 | 15/24 | \$1,601 | P | | M-6 | 1.8/4 | 21/27 | \$1,083 | |
| CHEVROLET | | | | | | Elise/Exige | | | | | |
| Corvette | A-S6 | 6.2/8 | 15/25 | \$1,601 | P | | M-6 | 1.8/4 | 20/26 | \$1,133 | S |
| | M-6 | 6.2/8 | 16/26 | \$1,515 | P | MAZDA | | | | | |
| | M-6 | 7.0/8 | 15/24 | \$1,601 | P | MX-5 | | | | | |
| CHRYSLER | | | | | | ▶ MX-5 | | | | | |
| Crossfire Coupe | A-5 | 3.2/6 | 19/25 | \$1,371 | P | | M-6 | 2.0/4 | 21/28 | \$1,201 | P |
| | M-6 | 3.2/6 | 15/23 | \$1,601 | P | MERCEDES-BENZ | | | | | |
| Crossfire Roadster | A-5 | 3.2/6 | 19/25 | \$1,371 | P | SL55 AMG | | | | | |
| | M-6 | 3.2/6 | 15/23 | \$1,601 | P | SL550 | | | | | |
| | | | | | | SL600 | | | | | |
| | | | | | | SL65 AMG | | | | | |
| | | | | | | SLK280 | | | | | |
| | | | | | | SLK350 | | | | | |

| ABBREVIATIONS: | | Convsn | Conversion | HP | Horsepower |
|----------------|-------------------------------------|----------|-------------------------------|-------|------------------------------|
| ▶ | Highest MPG in Class | D | Diesel | LRG | Low Range Gearing |
| 2WD | Two-Wheel Drive | Di | Direct Injection | M | Manual Transmission |
| 4WD | Four-Wheel Drive | E85 | 85% Ethanol/15% Gasoline | NA | Not Available at this time |
| A | Automatic Transmission | Eng Size | Engine Volume in Liters | P | Premium Gasoline Recommended |
| A-S | Automatic Transmission-Select Shift | FFV | Flexible Fuel Vehicle | S | Supercharger |
| AV | Constantly Variable Transmission | FWD | Front-Wheel Drive | T | Turbocharger |
| AWD | All-Wheel Drive | Gas | Regular Gasoline | Tax | Subject to Gas Guzzler Tax |
| City | MPG on City Test Procedure | HEV | Hybrid-Electric Vehicle | Trans | Transmission |
| CNG | Compressed Natural Gas | Hwy | MPG on Highway Test Procedure | | |

| | Trans Type/ Speeds | Eng Size/ Cylinders | MPG City / Hwy | Annual Fuel Cost | Notes | | Trans Type/ Speeds | Eng Size/ Cylinders | MPG City / Hwy | Annual Fuel Cost | Notes |
|-------------------------|-----------------------|------------------------|-------------------|---------------------|---------|------------------------|-----------------------|------------------------|-------------------|---------------------|-------|
| | M-6 | 3.5/6 | 16/23 | \$1,515 | P | LEXUS | | | | | |
| SLK55 AMG | A-S7 | 5.4/8 | 14/20 | \$1,800 | P Tax | SC 430 | A-S6 | 4.3/8 | 16/23 | \$1,515 | P |
| SLR | A-S5 | 5.4/8 | 12/16 | \$2,215 | P S Tax | | | | | | |
| NISSAN | | | | | | MINI | | | | | |
| 350z | A-S5 | 3.5/6 | 17/24 | \$1,440 | P | ► Cooper | A-S6 | 1.6/4 | 26/34 | \$994 | P |
| | M-6 | 3.5/6 | 18/25 | \$1,440 | P | ► Cooper | M-6 | 1.6/4 | 28/37 | \$901 | P |
| 350z Roadster | A-S5 | 3.5/6 | 17/23 | \$1,515 | P | Cooper Convertible | AV | 1.6/4 | 22/30 | \$1,152 | P |
| | M-6 | 3.5/6 | 17/24 | \$1,440 | P | Cooper S | M-5 | 1.6/4 | 23/32 | \$1,109 | P |
| | | | | | | | A-S6 | 1.6/4 | 23/32 | \$1,066 | P T |
| | | | | | | | M-6 | 1.6/4 | 26/34 | \$994 | P T |
| PONTIAC | | | | | | Cooper S Convertible | A-S6 | 1.6/4 | 19/29 | \$1,253 | P S |
| Solstice | A-5 | 2.0/4 | 19/26 | \$1,371 | P T | | M-6 | 1.6/4 | 21/29 | \$1,201 | P S |
| | M-5 | 2.0/4 | 19/28 | \$1,310 | P T | | | | | | |
| | A-5 | 2.4/4 | 19/24 | \$1,371 | P | MITSUBISHI | | | | | |
| | M-5 | 2.4/4 | 19/25 | \$1,371 | P | Eclipse Spyder | A-S4 | 2.4/4 | 19/26 | \$1,133 | |
| | | | | | | | M-5 | 2.4/4 | 19/26 | \$1,133 | |
| PORSCHE | | | | | | | A-S5 | 3.8/6 | 16/24 | \$1,515 | P |
| 911 GT2 | M-6 | 3.6/6 | 16/23 | \$1,515 | P T | | M-6 | 3.8/6 | 16/25 | \$1,515 | P |
| 911 GT3 | M-6 | 3.6/6 | 15/22 | \$1,601 | P | PORSCHE | | | | | |
| 911 GT3 RS | M-6 | 3.6/6 | 15/22 | \$1,601 | P | 911 Turbo | A-5 | 3.6/6 | 15/23 | \$1,601 | P T |
| Boxster | A-5 | 2.7/6 | 19/26 | \$1,371 | P | | M-6 | 3.6/6 | 16/23 | \$1,601 | P T |
| | M-5 | 2.7/6 | 20/29 | \$1,253 | P | 911 Turbo Cabriolet | A-5 | 3.6/6 | 15/23 | \$1,601 | P T |
| | M-6 | 2.7/6 | 19/28 | \$1,310 | P | | M-6 | 3.6/6 | 15/24 | \$1,601 | P T |
| Boxster S | A-5 | 3.4/6 | 18/25 | \$1,371 | P | Carrera 2 Cabriolet | A-5 | 3.6/6 | 18/24 | \$1,440 | P |
| | M-6 | 3.4/6 | 18/26 | \$1,371 | P | | M-6 | 3.6/6 | 18/26 | \$1,371 | P |
| Cayman | A-5 | 2.7/6 | 19/26 | \$1,371 | P | Carrera 2 Coupe | A-5 | 3.6/6 | 18/24 | \$1,440 | P |
| | M-5 | 2.7/6 | 20/29 | \$1,253 | P | | M-6 | 3.6/6 | 18/26 | \$1,371 | P |
| | M-6 | 2.7/6 | 19/28 | \$1,310 | P | Carrera 2 S Cabriolet | A-5 | 3.8/6 | 17/24 | \$1,440 | P |
| Cayman S | A-5 | 3.4/6 | 18/25 | \$1,371 | P | | M-6 | 3.8/6 | 17/25 | \$1,440 | P |
| | M-6 | 3.4/6 | 18/26 | \$1,371 | P | Carrera 2 S Coupe | A-5 | 3.8/6 | 17/24 | \$1,440 | P |
| | | | | | | | M-6 | 3.8/6 | 17/25 | \$1,440 | P |
| SATURN | | | | | | Carrera 4 Cabriolet | A-5 | 3.6/6 | 17/24 | \$1,515 | P |
| SKY | A-5 | 2.0/4 | 19/26 | \$1,371 | P T | | M-6 | 3.6/6 | 17/25 | \$1,440 | P |
| | M-5 | 2.0/4 | 19/28 | \$1,310 | P T | Carrera 4 Coupe | A-5 | 3.6/6 | 17/24 | \$1,515 | P |
| | A-5 | 2.4/4 | 19/24 | \$1,371 | P | | M-6 | 3.6/6 | 17/25 | \$1,440 | P |
| | M-5 | 2.4/4 | 19/25 | \$1,371 | P | Carrera 4 S Cabriolet | A-5 | 3.8/6 | 17/23 | \$1,515 | P |
| SHELBY | | | | | | | M-6 | 3.8/6 | 16/24 | \$1,515 | P |
| Mustang GT | M-5 | 4.6/8 | 15/22 | \$1,693 | P Tax | Carrera 4 S Coupe | A-5 | 3.8/6 | 17/23 | \$1,515 | P |
| | | | | | | | M-6 | 3.8/6 | 16/24 | \$1,515 | P |
| SMART | | | | | | Carrera 4 S Targa | A-5 | 3.8/6 | 17/23 | \$1,515 | P |
| ► fortwo convertible | A-S5 | 1.0/3 | 33/41 | \$801 | P | | M-6 | 3.8/6 | 16/24 | \$1,515 | P |
| ► fortwo coupe | A-S5 | 1.0/3 | 33/41 | \$801 | P | Carrera 4 Targa | A-5 | 3.6/6 | 17/24 | \$1,515 | P |
| | | | | | | | M-6 | 3.6/6 | 17/25 | \$1,440 | P |
| MINICOMPACT CARS | | | | | | VOLKSWAGEN | | | | | |
| ASTON MARTIN | | | | | | New Beetle Convertible | A-S6 | 2.5/5 | 20/28 | \$1,083 | |
| DB9 Coupe | A-S6 | 5.9/12 | 11/18 | \$2,215 | P Tax | | M-5 | 2.5/5 | 20/28 | \$1,083 | |
| | M-6 | 5.9/12 | 10/16 | \$2,399 | P Tax | SUBCOMPACT CARS | | | | | |
| DB9 Volante | A-S6 | 5.9/12 | 11/17 | \$2,215 | P Tax | AUDI | | | | | |
| | M-6 | 5.9/12 | 10/16 | \$2,399 | P Tax | A4 Cabriolet | AV | 2.0/4 | 21/30 | \$1,201 | P T |
| JAGUAR | | | | | | A4 Cabriolet Quattro | A-S6 | 2.0/4 | 19/27 | \$1,310 | P T |
| XK | A-6 | 4.2/8 | 16/25 | \$1,515 | P | | A-S6 | 3.1/6 | 17/25 | \$1,440 | P |
| XK Convertible | A-6 | 4.2/8 | 16/25 | \$1,515 | P | A5 Quattro | A-S6 | 3.2/6 | 18/27 | \$1,371 | P |
| XKR | A-6 | 4.2/8 | 15/23 | \$1,601 | P S | | M-6 | 3.2/6 | 16/27 | \$1,440 | P |
| XKR Convertible | A-6 | 4.2/8 | 15/23 | \$1,601 | P S | RS4 Cabriolet | M-6 | 4.2/8 | 12/19 | \$2,056 | P Tax |

| | Trans Type/ Speeds | Eng Size/ Cylinders | MPG City / Hwy | Annual Fuel Cost | Notes | | Trans Type/ Speeds | Eng Size/ Cylinders | MPG City / Hwy | Annual Fuel Cost | Notes | |
|-------------------|-----------------------|------------------------|-------------------|---------------------|---------|-----------------------|-------------------------|------------------------|-------------------|---------------------|---------|-----|
| S4 Cabriolet | A-S6 | 4.2/8 | 14/21 | \$1,800 | P Tax | CHRYSLER | | | | | | |
| | M-6 | 4.2/8 | 13/19 | \$1,921 | P Tax | | Sebring Convertible | A-4 | 2.4/4 | 20/29 | \$1,083 | |
| S5 | A-S6 | 4.2/8 | 16/22 | \$1,515 | P | | | A-4 | 2.7/6 | 18/26 | \$1,185 | |
| | M-6 | 4.2/8 | 14/21 | \$1,800 | P Tax | | | A-6 | 3.5/6 | 16/26 | \$1,310 | |
| TT Coupe | A-S6 | 2.0/4 | 23/31 | \$1,109 | P T | | Sebring Convertible FFV | A-4 | 2.7/6 | 18/26 | \$1,185 | Gas |
| TT Coupe Quattro | A-S6 | 3.2/6 | 18/24 | \$1,440 | P | | | | | 13/19 | \$2,821 | E85 |
| | M-6 | 3.2/6 | 17/24 | \$1,515 | P | | | | | | | |
| BENTLEY | | | | | | | FORD | | | | | |
| Continental GTC | A-S6 | 6.0/12 | 10/17 | \$2,399 | P T Tax | | Mustang | A-5 | 4.0/6 | 16/24 | \$1,310 | |
| BMW | | | | | | | | M-5 | 4.0/6 | 17/26 | \$1,245 | |
| 128i | A-S6 | 3.0/6 | 19/28 | \$1,310 | P | | A-5 | 4.6/8 | 15/22 | \$1,384 | | |
| | M-6 | 3.0/6 | 18/28 | \$1,371 | P | | M-5 | 4.6/8 | 15/23 | \$1,384 | | |
| 128i Convertible | A-S6 | 3.0/6 | 18/27 | \$1,371 | P | HONDA | | | | | | |
| | M-6 | 3.0/6 | 18/28 | \$1,371 | P | Civic | A-5 | 1.8/4 | 25/36 | \$859 | | |
| 135i | A-S6 | 3.0/6 | 18/26 | \$1,371 | P T | | M-5 | 1.8/4 | 26/34 | \$859 | | |
| | M-6 | 3.0/6 | 17/25 | \$1,440 | P T | | M-6 | 2.0/4 | 21/29 | \$1,201 | P | |
| 135i Convertible | A-S6 | 3.0/6 | 17/26 | \$1,440 | P T | Civic CNG | A-5 | 1.8/4 | 24/36 | \$1,366 | CNG | |
| | M-6 | 3.0/6 | 17/26 | \$1,440 | P T | HYUNDAI | | | | | | |
| 328ci | A-S6 | 3.0/6 | 19/28 | \$1,310 | P | Tiburon | A-4 | 2.0/4 | 20/27 | \$1,133 | | |
| | M-6 | 3.0/6 | 18/28 | \$1,371 | P | | M-5 | 2.0/4 | 20/28 | \$1,083 | | |
| 328ci Convertible | A-S6 | 3.0/6 | 18/27 | \$1,371 | P | | A-4 | 2.7/6 | 17/24 | \$1,245 | | |
| | M-6 | 3.0/6 | 17/27 | \$1,440 | P | | M-5 | 2.7/6 | 17/24 | \$1,245 | | |
| 328cxi | A-S6 | 3.0/6 | 17/25 | \$1,440 | P | | M-6 | 2.7/6 | 16/24 | \$1,310 | | |
| | M-6 | 3.0/6 | 17/25 | \$1,440 | P | INFINITI | | | | | | |
| 335ci | A-S6 | 3.0/6 | 17/26 | \$1,440 | P T | G37 Coupe | A-S5 | 3.7/6 | 18/24 | \$1,440 | P | |
| | M-6 | 3.0/6 | 17/26 | \$1,440 | P T | | M-6 | 3.7/6 | 17/26 | \$1,440 | P | |
| 335ci Convertible | A-S6 | 3.0/6 | 17/26 | \$1,440 | P T | LEXUS | | | | | | |
| | M-6 | 3.0/6 | 17/26 | \$1,440 | P T | IS 250 | A-S6 | 2.5/6 | 21/29 | \$1,201 | P | |
| 335cxi | A-S6 | 3.0/6 | 17/25 | \$1,440 | P T | | M-6 | 2.5/6 | 18/26 | \$1,371 | P | |
| | M-6 | 3.0/6 | 16/25 | \$1,515 | P T | IS 250 AWD | A-S6 | 2.5/6 | 20/26 | \$1,310 | P | |
| 650ci | A-S6 | 4.8/8 | 15/23 | \$1,601 | P | IS 350 | A-S6 | 3.5/6 | 18/25 | \$1,440 | P | |
| | M-6 | 4.8/8 | 15/22 | \$1,601 | P | IS F | A-S8 | 5.0/8 | 16/23 | \$1,601 | P | |
| 650ci Convertible | A-S6 | 4.8/8 | 15/23 | \$1,601 | P | MASERATI | | | | | | |
| | M-6 | 4.8/8 | 14/21 | \$1,800 | P Tax | GranTurismo | A-6 | 4.2/8 | 13/19 | \$1,921 | P Tax | |
| M3 Convertible | A-S7 | 4.0/8 | 14/20 | \$1,800 | P Tax | MAZDA | | | | | | |
| | M-6 | 4.0/8 | 13/19 | \$1,800 | P Tax | RX-8 | A-S6 | 1.3/2 | 16/23 | \$1,515 | P | |
| M3 Coupe | A-S7 | 4.0/8 | 14/20 | \$1,800 | P Tax | | M-6 | 1.3/2 | 16/22 | \$1,601 | P | |
| | M-6 | 4.0/8 | 14/20 | \$1,800 | P Tax | MERCEDES-BENZ | | | | | | |
| M6 | A-S7 | 5.0/10 | 11/17 | \$2,215 | P Tax | CLK350 | A-7 | 3.5/6 | 17/25 | \$1,440 | P | |
| | M-6 | 5.0/10 | 11/17 | \$2,215 | P Tax | CLK350 (Cabriolet) | A-7 | 3.5/6 | 17/25 | \$1,440 | P | |
| M6 Convertible | A-S7 | 5.0/10 | 11/17 | \$2,215 | P Tax | CLK550 | A-7 | 5.5/8 | 15/22 | \$1,693 | P Tax | |
| | M-6 | 5.0/10 | 11/17 | \$2,215 | P Tax | CLK550 (Cabriolet) | A-7 | 5.5/8 | 15/21 | \$1,693 | P Tax | |
| CHEVROLET | | | | | | CLK63 AMG | A-S7 | 6.2/8 | 12/19 | \$2,056 | P Tax | |
| Aveo 5 | A-4 | 1.6/4 | 23/32 | \$959 | | CLK63 AMG (Cabriolet) | A-S7 | 6.2/8 | 12/18 | \$2,056 | P Tax | |
| | M-5 | 1.6/4 | 24/34 | \$921 | | MINI | | | | | | |
| Cobalt | M-5 | 2.0/4 | 22/30 | \$1,152 | P T | Clubman | A-S6 | 1.6/4 | 26/34 | \$994 | P | |
| | A-4 | 2.2/4 | 22/31 | \$959 | | | M-6 | 1.6/4 | 28/37 | \$901 | P | |
| | M-5 | 2.2/4 | 24/33 | \$921 | | | | | | | | |
| | A-4 | 2.4/4 | 22/31 | \$1,152 | P | | | | | | | |
| | M-5 | 2.4/4 | 22/32 | \$1,109 | P | | | | | | | |
| Cobalt XFE | M-5 | 2.2/4 | 25/36 | \$859 | | | | | | | | |

| | Trans Type/ Speeds | Eng Size/ Cylinders | MPG City / Hwy | Annual Fuel Cost | Notes | | Trans Type/ Speeds | Eng Size/ Cylinders | MPG City / Hwy | Annual Fuel Cost | Notes |
|---------------------------|-----------------------|------------------------|-------------------|---------------------|---------|------------------------|-----------------------|------------------------|-------------------|---------------------|---------|
| Clubman S | A-S6 | 1.6/4 | 23/32 | \$1,066 | P T | COMPACT CARS | | | | | |
| | M-6 | 1.6/4 | 26/34 | \$994 | P T | ACURA | | | | | |
| MITSUBISHI | | | | | | TSX | A-S5 | 2.4/4 | 20/28 | \$1,253 | P |
| Eclipse | A-S4 | 2.4/4 | 20/26 | \$1,133 | | | M-6 | 2.4/4 | 19/28 | \$1,310 | P |
| | M-5 | 2.4/4 | 20/28 | \$1,083 | | AUDI | | | | | |
| | A-S5 | 3.8/6 | 17/25 | \$1,440 | P | A4 | AV | 2.0/4 | 21/30 | \$1,201 | P T |
| | M-6 | 3.8/6 | 16/25 | \$1,515 | P | | M-6 | 2.0/4 | 20/31 | \$1,201 | P T |
| NISSAN | | | | | | | AV | 3.1/6 | 18/27 | \$1,371 | P |
| Altima Coupe | AV | 2.5/4 | 23/31 | \$959 | | A4 Quattro | A-S6 | 2.0/4 | 19/27 | \$1,310 | P T |
| | M-6 | 2.5/4 | 23/32 | \$959 | | | M-6 | 2.0/4 | 20/28 | \$1,253 | P T |
| | AV | 3.5/6 | 19/26 | \$1,310 | P | | A-S6 | 3.1/6 | 17/25 | \$1,440 | P |
| | M-6 | 3.5/6 | 19/27 | \$1,310 | P | RS4 | M-6 | 3.1/6 | 15/25 | \$1,515 | P |
| PONTIAC | | | | | | S4 | A-S6 | 4.2/8 | 14/21 | \$1,800 | P Tax |
| G5 XFE | M-5 | 2.2/4 | 25/35 | \$859 | | | M-6 | 4.2/8 | 13/20 | \$1,921 | P Tax |
| G5/Pursuit | A-4 | 2.2/4 | 22/31 | \$959 | | BENTLEY | | | | | |
| | M-5 | 2.2/4 | 24/33 | \$921 | | Azure | A-S6 | 6.7/8 | 9/15 | \$2,618 | P T Tax |
| | A-4 | 2.4/4 | 22/31 | \$1,152 | P | Continental GT | A-S6 | 6.0/12 | 10/17 | \$2,215 | P T Tax |
| | M-5 | 2.4/4 | 22/32 | \$1,109 | P | BMW | | | | | |
| ROUSH PERFORMANCE | | | | | | 328i | A-S6 | 3.0/6 | 19/28 | \$1,310 | P |
| Stage 3 Mustang | A-5 | 4.6/8 | 14/20 | \$1,800 | P S Tax | | M-6 | 3.0/6 | 18/28 | \$1,371 | P |
| | M-5 | 4.6/8 | 15/20 | \$1,693 | P S Tax | 328xi | A-S6 | 3.0/6 | 17/25 | \$1,440 | P |
| SAAB | | | | | | | M-6 | 3.0/6 | 17/25 | \$1,440 | P |
| 9-3 Convertible | A-S5 | 2.0/4 | 18/24 | \$1,440 | P T | 335i | A-S6 | 3.0/6 | 17/26 | \$1,440 | P T |
| | M-6 | 2.0/4 | 18/27 | \$1,310 | P T | | M-6 | 3.0/6 | 17/26 | \$1,440 | P T |
| | A-S6 | 2.8/6 | 15/24 | \$1,601 | P T | 335xi | A-S6 | 3.0/6 | 17/25 | \$1,440 | P T |
| | M-6 | 2.8/6 | 16/26 | \$1,515 | P T | | M-6 | 3.0/6 | 16/25 | \$1,515 | P T |
| SALEEN PERFORMANCE | | | | | | M3 | A-S7 | 4.0/8 | 14/20 | \$1,800 | P Tax |
| S281 Family | M-6 | 5.0/8 | 12/18 | \$2,056 | P S Tax | | M-6 | 4.0/8 | 14/20 | \$1,800 | P Tax |
| | M-6 | 5.0/8 | 12/18 | \$2,056 | P S Tax | CHEVROLET | | | | | |
| SCION | | | | | | Aveo | A-4 | 1.6/4 | 23/32 | \$959 | |
| tC | A-4 | 2.4/4 | 21/29 | \$1,038 | | | M-5 | 1.6/4 | 24/34 | \$921 | |
| | M-5 | 2.4/4 | 20/27 | \$1,083 | | CHRYSLER | | | | | |
| xD | A-4 | 1.8/4 | 26/32 | \$889 | | PT Cruiser Convertible | A-4 | 2.4/4 | 18/24 | \$1,371 | P T |
| | M-5 | 1.8/4 | 27/33 | \$859 | | | A-4 | 2.4/4 | 19/24 | \$1,185 | |
| TOYOTA | | | | | | | M-5 | 2.4/4 | 21/26 | \$1,083 | |
| ► Yaris | A-4 | 1.5/4 | 29/35 | \$804 | | | M-5 | 2.4/4 | 20/25 | \$1,310 | P T |
| ► Yaris | M-5 | 1.5/4 | 29/36 | \$779 | | FORD | | | | | |
| VOLKSWAGEN | | | | | | Focus | A-4 | 2.0/4 | 24/33 | \$889 | |
| Eos | A-S6 | 2.0/4 | 21/30 | \$1,201 | P T | | M-5 | 2.0/4 | 24/35 | \$889 | |
| | M-6 | 2.0/4 | 20/29 | \$1,201 | P T | HONDA | | | | | |
| | A-S6 | 3.2/6 | 19/26 | \$1,310 | P | Accord Coupe | A-5 | 2.4/4 | 21/30 | \$1,038 | |
| New Beetle | A-S6 | 2.5/5 | 20/29 | \$1,083 | | | M-5 | 2.4/4 | 22/31 | \$996 | |
| | M-5 | 2.5/5 | 20/28 | \$1,083 | | | A-5 | 3.5/6 | 19/28 | \$1,133 | |
| VOLVO | | | | | | | M-6 | 3.5/6 | 17/25 | \$1,245 | |
| C70 Convertible | A-S5 | 2.5/5 | 18/26 | \$1,371 | P T | ► Civic Hybrid | AV | 1.3/4 | 40/45 | \$593 | HEV |
| | M-6 | 2.5/5 | 18/27 | \$1,371 | P T | | | | | | |

| | Trans Type/ Speeds | Eng Size/ Cylinders | MPG City / Hwy | Annual Fuel Cost | Notes | | Trans Type/ Speeds | Eng Size/ Cylinders | MPG City / Hwy | Annual Fuel Cost | Notes |
|--------------------------|-----------------------|------------------------|-------------------|---------------------|---------|--|-----------------------|------------------------|-------------------|---------------------|-------|
| HYUNDAI | | | | | | | | | | | |
| Accent | A-4 | 1.6/4 | 24/33 | \$889 | | | M-6 | 2.8/6 | 16/26 | \$1,515 | P T |
| | M-5 | 1.6/4 | 27/32 | \$859 | | | | | | | |
| JAGUAR | | | | | | | | | | | |
| X-Type | A-5 | 3.0/6 | 16/22 | \$1,601 | P | | | | | | |
| KIA | | | | | | | | | | | |
| Rio | A-4 | 1.6/4 | 25/35 | \$859 | | | | | | | |
| | M-5 | 1.6/4 | 27/32 | \$859 | | | | | | | |
| LEXUS | | | | | | | | | | | |
| GS 450h | A-S6 | 3.5/6 | 22/25 | \$1,253 | HEV P | | | | | | |
| MAZDA | | | | | | | | | | | |
| 3 | A-S4 | 2.0/4 | 23/31 | \$959 | | | | | | | |
| | M-5 | 2.0/4 | 24/32 | \$921 | | | | | | | |
| | A-S5 | 2.3/4 | 22/29 | \$1,038 | | | | | | | |
| | M-5 | 2.3/4 | 22/29 | \$996 | | | | | | | |
| MERCEDES-BENZ | | | | | | | | | | | |
| C300 | M-6 | 3.0/6 | 18/26 | \$1,371 | P | | | | | | |
| C300 FFV | A-7 | 3.0/6 | 18/25 | \$1,371 | Gas | | | | | | |
| | | | 13/19 | \$2,821 | E85 | | | | | | |
| C300 4matic | A-7 | 3.0/6 | 17/25 | \$1,440 | P | | | | | | |
| C350 | A-7 | 3.5/6 | 17/25 | \$1,440 | P | | | | | | |
| C63 AMG | A-S7 | 6.2/8 | 12/19 | \$1,921 | P Tax | | | | | | |
| CL550 | A-7 | 5.5/8 | 14/21 | \$1,693 | P Tax | | | | | | |
| CL600 | A-5 | 5.5/12 | 11/17 | \$2,215 | P T Tax | | | | | | |
| CL63 AMG | A-S7 | 6.2/8 | 11/18 | \$2,056 | P Tax | | | | | | |
| CL65 AMG | A-S5 | 5.5/12 | 11/17 | \$2,215 | P T Tax | | | | | | |
| CLS550 | A-7 | 5.5/8 | 14/21 | \$1,800 | P Tax | | | | | | |
| CLS63 AMG | A-S7 | 6.2/8 | 12/18 | \$2,056 | P Tax | | | | | | |
| MITSUBISHI | | | | | | | | | | | |
| Lancer | AV | 2.0/4 | 22/29 | \$1,038 | | | | | | | |
| | M-5 | 2.0/4 | 21/29 | \$1,038 | | | | | | | |
| Lancer Evolution | A-S6 | 2.0/4 | 17/22 | \$1,515 | P T | | | | | | |
| | M-5 | 2.0/4 | 16/22 | \$1,601 | P T | | | | | | |
| PONTIAC | | | | | | | | | | | |
| G6 | A-4 | 2.4/4 | 22/30 | \$996 | | | | | | | |
| | A-S4 | 3.5/6 | 17/26 | \$1,245 | | | | | | | |
| | A-4 | 3.5/6 | 18/29 | \$1,133 | | | | | | | |
| | A-S6 | 3.6/6 | 17/26 | \$1,245 | | | | | | | |
| | A-S4 | 3.9/6 | 15/22 | \$1,384 | | | | | | | |
| ROLLS-ROYCE | | | | | | | | | | | |
| Phantom Drophead Coupe | A-S6 | 6.7/12 | 11/18 | \$2,056 | P Tax | | | | | | |
| SAAB | | | | | | | | | | | |
| 9-3 Aero Sedan AWD | A-S6 | 2.8/6 | 15/24 | \$1,601 | P T | | | | | | |
| | M-6 | 2.8/6 | 16/24 | \$1,515 | P T | | | | | | |
| 9-3 Sport Sedan | A-S5 | 2.0/4 | 19/26 | \$1,371 | P T | | | | | | |
| | M-6 | 2.0/4 | 19/29 | \$1,253 | P T | | | | | | |
| | A-S6 | 2.8/6 | 15/24 | \$1,601 | P T | | | | | | |
| SATURN | | | | | | | | | | | |
| Astra 2DR Hatchback | A-4 | 1.8/4 | 24/30 | \$921 | | | | | | | |
| | M-5 | 1.8/4 | 24/32 | \$921 | | | | | | | |
| Astra 4DR Hatchback | A-4 | 1.8/4 | 24/30 | \$921 | | | | | | | |
| | M-5 | 1.8/4 | 24/32 | \$921 | | | | | | | |
| SUBARU | | | | | | | | | | | |
| Impreza AWD | A-S4 | 2.5/4 | 20/25 | \$1,310 | P T | | | | | | |
| | A-S4 | 2.5/4 | 20/27 | \$1,133 | | | | | | | |
| | M-5 | 2.5/4 | 19/25 | \$1,371 | P T | | | | | | |
| | M-5 | 2.5/4 | 20/27 | \$1,133 | | | | | | | |
| Legacy AWD | A-S4 | 2.5/4 | 20/27 | \$1,133 | | | | | | | |
| | A-S5 | 2.5/4 | 18/24 | \$1,440 | P T | | | | | | |
| | M-5 | 2.5/4 | 19/24 | \$1,371 | P T | | | | | | |
| | M-5 | 2.5/4 | 20/27 | \$1,133 | | | | | | | |
| | M-6 | 2.5/4 | 17/24 | \$1,440 | P T | | | | | | |
| | A-S5 | 3.0/6 | 17/24 | \$1,440 | P | | | | | | |
| SUZUKI | | | | | | | | | | | |
| Forenza | A-4 | 2.0/4 | 19/28 | \$1,133 | | | | | | | |
| | M-5 | 2.0/4 | 20/28 | \$1,083 | | | | | | | |
| Reno | A-4 | 2.0/4 | 19/28 | \$1,133 | | | | | | | |
| | M-5 | 2.0/4 | 20/28 | \$1,083 | | | | | | | |
| SX4 Sedan | A-4 | 2.0/4 | 23/31 | \$959 | | | | | | | |
| | M-5 | 2.0/4 | 22/30 | \$996 | | | | | | | |
| TOYOTA | | | | | | | | | | | |
| Camry Solara | A-S5 | 2.4/4 | 22/31 | \$996 | | | | | | | |
| | M-5 | 2.4/4 | 21/31 | \$996 | | | | | | | |
| | A-S5 | 3.3/6 | 18/27 | \$1,185 | | | | | | | |
| Camry Solara Convertible | A-S5 | 3.3/6 | 18/26 | \$1,185 | | | | | | | |
| Corolla | A-4 | 1.8/4 | 26/35 | \$859 | | | | | | | |
| ► Corolla | M-5 | 1.8/4 | 28/37 | \$804 | | | | | | | |
| VOLKSWAGEN | | | | | | | | | | | |
| GTI | A-S6 | 2.0/4 | 22/29 | \$1,152 | P T | | | | | | |
| | M-6 | 2.0/4 | 20/29 | \$1,201 | P T | | | | | | |
| Jetta | A-S6 | 2.0/4 | 22/29 | \$1,152 | P T | | | | | | |
| | M-6 | 2.0/4 | 20/29 | \$1,201 | P T | | | | | | |
| | A-S6 | 2.5/5 | 21/29 | \$1,038 | | | | | | | |
| | M-5 | 2.5/5 | 21/29 | \$1,038 | | | | | | | |
| R32 | A-S6 | 3.2/6 | 18/23 | \$1,440 | P | | | | | | |
| Rabbit | A-S6 | 2.5/5 | 21/29 | \$1,038 | | | | | | | |
| | M-5 | 2.5/5 | 22/29 | \$1,038 | | | | | | | |
| VOLVO | | | | | | | | | | | |
| C30 FWD | A-S5 | 2.4/5 | 20/28 | \$1,253 | P | | | | | | |
| | M-5 | 2.4/5 | 20/28 | \$1,253 | P | | | | | | |
| | A-S5 | 2.5/5 | 19/27 | \$1,310 | P T | | | | | | |
| | M-6 | 2.5/5 | 19/28 | \$1,253 | P T | | | | | | |
| S40 AWD | A-S5 | 2.5/5 | 18/26 | \$1,371 | P T | | | | | | |
| | M-6 | 2.5/5 | 17/25 | \$1,440 | P T | | | | | | |
| S40 FWD | A-S5 | 2.4/5 | 20/28 | \$1,253 | P | | | | | | |
| | M-5 | 2.4/5 | 20/28 | \$1,253 | P | | | | | | |

| | Trans Type/ Speeds | Eng Size/ Cylinders | MPG City / Hwy | Annual Fuel Cost | Notes | | Trans Type/ Speeds | Eng Size/ Cylinders | MPG City / Hwy | Annual Fuel Cost | Notes | |
|-------------------------|-----------------------|------------------------|-------------------|---------------------|---------|--|-----------------------|------------------------|-------------------|---------------------|---------|-------|
| | A-S5 | 2.5/5 | 19/27 | \$1,310 | P T | | | | | | | |
| | M-6 | 2.5/5 | 19/28 | \$1,253 | P T | | | | | | | |
| S60 AWD | A-S5 | 2.5/5 | 18/26 | \$1,371 | P T | | STS AWD | A-S6 | 3.6/6 | 17/26 | \$1,245 | Di |
| | A-5 | 2.5/5 | 17/26 | \$1,371 | P T | | | A-S6 | 4.6/8 | 14/21 | \$1,800 | P Tax |
| S60 FWD | A-S5 | 2.4/5 | 18/26 | \$1,371 | P T | | CHEVROLET | | | | | |
| | M-6 | 2.4/5 | 18/26 | \$1,371 | P T | | Classic | A-4 | 2.2/4 | 21/31 | \$996 | |
| | A-S5 | 2.5/5 | 19/27 | \$1,310 | P T | | | A-4 | 3.5/6 | 18/28 | \$1,133 | |
| | A-5 | 2.5/5 | 19/27 | \$1,310 | P T | | Malibu | A-S6 | 2.4/4 | 22/32 | \$996 | |
| MIDSIZE CARS | | | | | | | | A-4 | 2.4/4 | 22/30 | \$996 | |
| ACURA | | | | | | | | A-4 | 3.5/6 | 18/29 | \$1,133 | |
| RL | A-S5 | 3.5/6 | 16/24 | \$1,515 | P | | | A-S6 | 3.6/6 | 17/26 | \$1,245 | |
| TL | A-S5 | 3.2/6 | 18/26 | \$1,371 | P | | Malibu Hybrid | A-4 | 2.4/4 | 24/32 | \$921 | HEV |
| | A-S5 | 3.5/6 | 17/26 | \$1,440 | P | | CHRYSLER | | | | | |
| | M-6 | 3.5/6 | 18/27 | \$1,371 | P | | Sebring | A-4 | 2.4/4 | 21/30 | \$1,038 | |
| AUDI | | | | | | | | A-4 | 2.7/6 | 19/27 | \$1,133 | |
| A6 | AV | 3.1/6 | 18/27 | \$1,371 | P | | | A-6 | 3.5/6 | 16/26 | \$1,310 | |
| A6 Quattro | A-S6 | 3.1/6 | 17/25 | \$1,440 | P | | Sebring FFV | A-4 | 2.7/6 | 19/27 | \$1,133 | Gas |
| | A-S6 | 4.2/8 | 16/23 | \$1,601 | P | | | | 13/20 | \$2,644 | E85 | |
| A8 | A-S6 | 4.2/8 | 16/23 | \$1,601 | P | | Sebring AWD | A-6 | 3.5/6 | 15/24 | \$1,384 | |
| S6 | A-S6 | 5.2/10 | 14/19 | \$1,800 | P Tax | | DODGE | | | | | |
| S8 | A-S6 | 5.2/10 | 13/19 | \$1,921 | P Tax | | Avenger | A-4 | 2.4/4 | 21/30 | \$1,038 | |
| BENTLEY | | | | | | | | A-4 | 2.7/6 | 19/27 | \$1,133 | |
| Arnage | A-S6 | 6.7/8 | 10/15 | \$2,618 | P T Tax | | | A-6 | 3.5/6 | 16/26 | \$1,310 | |
| Continental Flying Spur | A-S6 | 6.0/12 | 10/17 | \$2,399 | P T Tax | | Avenger FFV | A-4 | 2.7/6 | 19/27 | \$1,133 | Gas |
| BMW | | | | | | | | | 13/20 | \$2,644 | E85 | |
| 528i | A-S6 | 3.0/6 | 18/27 | \$1,371 | P | | Avenger AWD | A-6 | 3.5/6 | 15/24 | \$1,384 | |
| | M-6 | 3.0/6 | 18/28 | \$1,371 | P | | Caliber AWD | AV | 2.4/4 | 21/24 | \$1,133 | |
| 528xi | A-S6 | 3.0/6 | 17/25 | \$1,440 | P | | Challenger | A-5 | 6.1/8 | 13/18 | \$1,921 | P Tax |
| | M-6 | 3.0/6 | 17/25 | \$1,440 | P | | FERRARI | | | | | |
| 535i | A-S6 | 3.0/6 | 17/26 | \$1,440 | P T | | 612 Scaglietti | A-6 | 5.7/12 | 9/16 | \$2,618 | P Tax |
| | M-6 | 3.0/6 | 17/26 | \$1,440 | P T | | | M-6 | 5.7/12 | 10/15 | \$2,399 | P Tax |
| 535xi | A-S6 | 3.0/6 | 17/25 | \$1,440 | P T | | FORD | | | | | |
| | M-6 | 3.0/6 | 16/25 | \$1,515 | P T | | Fusion | A-5 | 2.3/4 | 20/28 | \$1,083 | |
| 550i | A-S6 | 4.8/8 | 15/23 | \$1,601 | P | | | M-5 | 2.3/4 | 20/29 | \$1,083 | |
| | M-6 | 4.8/8 | 15/22 | \$1,601 | P | | | A-6 | 3.0/6 | 18/26 | \$1,185 | |
| M5 | A-S7 | 5.0/10 | 11/17 | \$2,215 | P Tax | | Fusion AWD | A-6 | 3.0/6 | 17/25 | \$1,245 | |
| | M-6 | 5.0/10 | 11/17 | \$2,215 | P Tax | | HYUNDAI | | | | | |
| BUICK | | | | | | | Elantra | A-4 | 2.0/4 | 25/33 | \$889 | |
| Lacrosse/Allure | A-4 | 3.6/6 | 17/25 | \$1,245 | | | | M-5 | 2.0/4 | 24/33 | \$921 | |
| | A-4 | 3.8/6 | 17/28 | \$1,185 | | | INFINITI | | | | | |
| | A-4 | 5.3/8 | 16/24 | \$1,515 | P | | G35 | A-S5 | 3.5/6 | 17/24 | \$1,440 | P |
| CADILLAC | | | | | | | | M-6 | 3.5/6 | 17/25 | \$1,440 | P |
| CTS | A-S6 | 3.6/6 | 17/26 | \$1,245 | Di | | G35x | A-S5 | 3.5/6 | 17/23 | \$1,515 | P |
| | A-S6 | 3.6/6 | 18/26 | \$1,185 | | | JAGUAR | | | | | |
| | M-6 | 3.6/6 | 16/25 | \$1,310 | | | S-Type 3.0 Litre | A-6 | 3.0/6 | 17/26 | \$1,440 | P |
| | M-6 | 3.6/6 | 16/25 | \$1,310 | Di | | S-Type 4.2 Litre | A-6 | 4.2/8 | 16/24 | \$1,515 | P |
| CTS AWD | A-S6 | 3.6/6 | 17/25 | \$1,245 | | | S-Type R | A-6 | 4.2/8 | 15/22 | \$1,693 | P S |
| | A-S6 | 3.6/6 | 17/26 | \$1,245 | Di | | X-Type Sport Brake | A-5 | 3.0/6 | 16/22 | \$1,601 | P |
| STS | A-S6 | 3.6/6 | 17/26 | \$1,245 | Di | | | | | | | |
| | A-S6 | 4.4/8 | 13/19 | \$1,921 | P S Tax | | | | | | | |
| | A-S6 | 4.6/8 | 15/24 | \$1,601 | P | | | | | | | |

| | Trans Type/ Speeds | Eng Size/ Cylinders | MPG City / Hwy | Annual Fuel Cost | Notes | | Trans Type/ Speeds | Eng Size/ Cylinders | MPG City / Hwy | Annual Fuel Cost | Notes |
|----------------------|-----------------------|------------------------|-------------------|---------------------|-------|--------------------|-----------------------|------------------------|-------------------|---------------------|------------|
| KIA | | | | | | Versa | AV | 1.8/4 | 27/33 | \$859 | |
| Optima | A-5 | 2.4/4 | 21/31 | \$996 | | A-4 | 1.8/4 | 24/32 | \$921 | | |
| | M-5 | 2.4/4 | 21/31 | \$996 | | ► Versa | M-6 | 1.8/4 | 26/31 | \$889 | |
| | A-5 | 2.7/6 | 20/28 | \$1,083 | | PONTIAC | | | | | |
| Spectra | A-4 | 2.0/4 | 24/32 | \$921 | | Grand Prix | A-4 | 3.8/6 | 18/28 | \$1,185 | |
| | M-5 | 2.0/4 | 23/30 | \$959 | | | A-S4 | 5.3/8 | 16/25 | \$1,515 | P |
| LEXUS | | | | | | ROLLS-ROYCE | | | | | |
| ES 350 | A-S6 | 3.5/6 | 19/27 | \$1,310 | P | Phantom | A-S6 | 6.7/12 | 11/18 | \$2,056 | P Tax |
| GS 350 | A-S6 | 3.5/6 | 19/27 | \$1,310 | P | Phantom EWB | A-S6 | 6.7/12 | 11/18 | \$2,056 | P Tax |
| GS 350 AWD | A-S6 | 3.5/6 | 18/25 | \$1,440 | P | SAAB | | | | | |
| GS 460 | A-S8 | 4.6/8 | 17/24 | \$1,440 | P | 9-5 Sedan | A-S5 | 2.3/4 | 17/26 | \$1,440 | P T |
| LS 460 | A-S8 | 4.6/8 | 16/24 | \$1,515 | P | | M-5 | 2.3/4 | 18/28 | \$1,371 | P T |
| LS 460 L | A-S8 | 4.6/8 | 16/24 | \$1,515 | P | SATURN | | | | | |
| LS 600h L | A-S8 | 5.0/8 | 20/22 | \$1,371 | HEV P | Aura | A-4 | 2.4/4 | 22/30 | \$996 | |
| LINCOLN | | | | | | | A-4 | 3.5/6 | 18/29 | \$1,133 | |
| MKZ AWD | A-6 | 3.5/6 | 17/24 | \$1,310 | | | A-S6 | 3.6/6 | 17/26 | \$1,245 | |
| MKZ FWD | A-6 | 3.5/6 | 18/28 | \$1,133 | | Aura Hybrid | A-4 | 2.4/4 | 24/32 | \$921 | HEV |
| MAZDA | | | | | | TOYOTA | | | | | |
| 6 | A-S5 | 2.3/4 | 21/28 | \$1,038 | | Camry | A-5 | 2.4/4 | 21/31 | \$996 | |
| | M-5 | 2.3/4 | 21/29 | \$1,038 | | | M-5 | 2.4/4 | 21/31 | \$996 | |
| | A-S6 | 3.0/6 | 18/25 | \$1,245 | | | A-S6 | 3.5/6 | 19/28 | \$1,133 | |
| | M-5 | 3.0/6 | 17/25 | \$1,245 | | Camry Hybrid | AV | 2.4/4 | 33/34 | \$732 | HEV |
| Speed 3 | M-6 | 2.3/4 | 18/26 | \$1,440 | P T | ► Prius | AV | 1.5/4 | 48/45 | \$540 | HEV |
| MERCEDES-BENZ | | | | | | VOLKSWAGEN | | | | | |
| E320 Bluetec | A-7 | 3.0/6 | 23/32 | \$1,398 | D T | Passat | A-S6 | 2.0/4 | 19/28 | \$1,310 | P T |
| E350 | A-7 | 3.5/6 | 17/24 | \$1,515 | P | | M-6 | 2.0/4 | 20/29 | \$1,201 | P T |
| E350 4matic | A-5 | 3.5/6 | 16/22 | \$1,601 | P | | A-S6 | 3.6/6 | 17/26 | \$1,440 | P |
| E550 | A-7 | 5.5/8 | 15/22 | \$1,693 | P | Passat 4motion | A-S6 | 3.6/6 | 16/24 | \$1,515 | P |
| E550 4matic | A-7 | 5.5/8 | 13/19 | \$1,800 | P Tax | VOLVO | | | | | |
| E63 AMG | A-S7 | 6.2/8 | 12/19 | \$1,921 | P Tax | S80 AWD | A-S6 | 3.0/6 | 15/23 | \$1,601 | P T |
| MERCURY | | | | | | | A-S6 | 3.2/6 | 16/24 | \$1,515 | P |
| Milan | A-5 | 2.3/4 | 20/28 | \$1,083 | | | A-S6 | 4.4/8 | 15/23 | \$1,601 | P |
| | M-5 | 2.3/4 | 20/29 | \$1,083 | | S80 FWD | A-S6 | 3.2/6 | 16/24 | \$1,515 | P |
| | A-6 | 3.0/6 | 18/26 | \$1,185 | | LARGE CARS | | | | | |
| Milan AWD | A-6 | 3.0/6 | 17/25 | \$1,245 | | AUDI | | | | | |
| MITSUBISHI | | | | | | A8 L | A-S6 | 4.2/8 | 16/23 | \$1,601 | P |
| Galant | A-S4 | 2.4/4 | 20/27 | \$1,083 | | | A-S6 | 6.0/12 | 13/19 | \$1,921 | P Tax |
| | A-S5 | 3.8/6 | 17/25 | \$1,440 | P | BENTLEY | | | | | |
| NISSAN | | | | | | Arnage RL | A-S6 | 6.7/8 | 9/15 | \$2,618 | P T Tax |
| Altima | AV | 2.5/4 | 23/31 | \$959 | | BMW | | | | | |
| | M-6 | 2.5/4 | 23/32 | \$959 | | 750i | A-S6 | 4.8/8 | 15/23 | \$1,601 | P |
| | AV | 3.5/6 | 19/26 | \$1,310 | P | 750li | A-S6 | 4.8/8 | 15/23 | \$1,601 | P |
| | M-6 | 3.5/6 | 19/27 | \$1,310 | P | 760li | A-S6 | 6.0/12 | 13/20 | \$1,921 | P Tax |
| Altima Hybrid | AV | 2.5/4 | 35/33 | \$732 | HEV | BMW ALPINA | | | | | |
| Maxima | AV | 3.5/6 | 19/25 | \$1,371 | P | B7 | A-S6 | 4.4/8 | 14/21 | \$1,800 | P S Tax |
| Sentra | AV | 2.0/4 | 25/33 | \$889 | | | | | | | |
| | M-6 | 2.0/4 | 24/31 | \$921 | | | | | | | |
| | AV | 2.5/4 | 24/30 | \$959 | | | | | | | |
| | M-6 | 2.5/4 | 21/29 | \$1,201 | P | | | | | | |

| | Trans Type/ Speeds | Eng Size/ Cylinders | MPG City / Hwy | Annual Fuel Cost | Notes | | Trans Type/ Speeds | Eng Size/ Cylinders | MPG City / Hwy | Annual Fuel Cost | Notes |
|------------------------|-----------------------|------------------------|-------------------|---------------------|-------|-----------------------------|-----------------------|------------------------|-------------------|---------------------|---------|
| BUICK | | | | | | M35 | A-S5 | 3.5/6 | 16/23 | \$1,515 | P |
| Lucerne | A-4 | 3.8/6 | 16/25 | \$1,310 | | M35x | A-S5 | 3.5/6 | 16/22 | \$1,601 | P |
| | A-4 | 4.6/8 | 15/22 | \$1,384 | 300HP | M45 | A-S5 | 4.5/8 | 16/21 | \$1,601 | P |
| | A-4 | 4.6/8 | 15/23 | \$1,384 | 275HP | M45x | A-S5 | 4.5/8 | 14/20 | \$1,800 | P Tax |
| CADILLAC | | | | | | JAGUAR | | | | | |
| DTS | A-4 | 4.6/8 | 15/23 | \$1,384 | 275HP | Super V8 | A-6 | 4.2/8 | 15/22 | \$1,601 | P S |
| | A-4 | 4.6/8 | 15/22 | \$1,384 | 300HP | Vdp Lwb | A-6 | 4.2/8 | 16/25 | \$1,515 | P |
| Funeral Coach / Hearse | A-4 | 4.6/8 | 13/18 | \$1,661 | Tax | XJ8 | A-6 | 4.2/8 | 16/25 | \$1,515 | P |
| Limousine | A-4 | 4.6/8 | 13/18 | \$1,661 | Tax | XJ8L | A-6 | 4.2/8 | 16/25 | \$1,515 | P |
| | | | | | | XJR | A-6 | 4.2/8 | 15/22 | \$1,601 | P S |
| CHEVROLET | | | | | | KIA | | | | | |
| Impala | A-4 | 3.5/6 | 18/29 | \$1,133 | | Amanti | A-5 | 3.8/6 | 17/24 | \$1,310 | |
| | A-4 | 5.3/8 | 16/24 | \$1,515 | P | LINCOLN | | | | | |
| Impala FFV | A-4 | 3.5/6 | 18/29 | \$1,133 | Gas | Town Car | A-4 | 4.6/8 | 15/22 | \$1,384 | |
| | | | 14/21 | \$2,644 | E85 | Town Car FFV | A-4 | 4.6/8 | 15/23 | \$1,384 | Gas |
| Impala FFV | A-4 | 3.9/6 | 18/28 | \$1,185 | Gas | | | | 11/16 | \$3,253 | E85 |
| | | | 13/20 | \$2,644 | E85 | MASERATI | | | | | |
| CHRYSLER | | | | | | MAYBACH | | | | | |
| 300 AWD | A-5 | 3.5/6 | 15/22 | \$1,384 | | 57 | A-5 | 5.5/12 | 10/16 | \$2,399 | P T Tax |
| | A-5 | 5.7/8 | 15/22 | \$1,384 | | 57S | A-5 | 6.0/12 | 10/16 | \$2,399 | P T Tax |
| 300/SRT-8 | A-4 | 2.7/6 | 18/26 | \$1,185 | | 62 | A-5 | 5.5/12 | 10/16 | \$2,399 | P T Tax |
| | A-4 | 3.5/6 | 17/24 | \$1,245 | | 62S | A-5 | 6.0/12 | 10/16 | \$2,399 | P T Tax |
| | A-5 | 3.5/6 | 17/24 | \$1,245 | | MERCEDES-BENZ | | | | | |
| | A-5 | 5.7/8 | 15/23 | \$1,384 | | S550 | A-7 | 5.5/8 | 14/21 | \$1,800 | P Tax |
| | A-5 | 6.1/8 | 13/18 | \$1,921 | P Tax | S550 4matic | A-7 | 5.5/8 | 14/20 | \$1,800 | P Tax |
| DODGE | | | | | | S600 | A-5 | 5.5/12 | 11/17 | \$2,215 | P T Tax |
| Charger | A-4 | 2.7/6 | 18/26 | \$1,185 | | S63 AMG | A-S7 | 6.2/8 | 11/17 | \$2,215 | P Tax |
| | A-4 | 3.5/6 | 17/24 | \$1,245 | | S65 AMG | A-S5 | 6.0/12 | 11/17 | \$2,215 | P T Tax |
| | A-5 | 3.5/6 | 17/24 | \$1,245 | | MERCURY | | | | | |
| | A-5 | 5.7/8 | 15/23 | \$1,384 | | Grand Marquis FFV | A-4 | 4.6/8 | 15/23 | \$1,384 | Gas |
| | A-5 | 6.1/8 | 13/18 | \$1,921 | P Tax | | | | 11/16 | \$3,253 | E85 |
| Charger AWD | A-5 | 3.5/6 | 15/22 | \$1,384 | | Sable AWD | A-6 | 3.5/6 | 17/24 | \$1,310 | |
| | A-5 | 5.7/8 | 15/22 | \$1,384 | | Sable FWD | A-6 | 3.5/6 | 18/28 | \$1,133 | |
| FORD | | | | | | PONTIAC | | | | | |
| Crown Victoria FFV | A-4 | 4.6/8 | 15/23 | \$1,384 | Gas | G8 | A-S5 | 3.6/6 | 17/25 | \$1,245 | |
| | | | 11/16 | \$3,253 | E85 | | A-S6 | 6.0/8 | 15/24 | \$1,601 | P |
| Taurus AWD | A-6 | 3.5/6 | 17/24 | \$1,310 | | TOYOTA | | | | | |
| Taurus FWD | A-6 | 3.5/6 | 18/28 | \$1,133 | | Avalon | A-S6 | 3.5/6 | 19/28 | \$1,133 | |
| HONDA | | | | | | SMALL STATION WAGONS | | | | | |
| ▶ Accord | A-5 | 2.4/4 | 21/31 | \$1,038 | | AUDI | | | | | |
| ▶ Accord | M-5 | 2.4/4 | 22/31 | \$996 | | A3 | A-S6 | 2.0/4 | 22/29 | \$1,152 | P T |
| | A-5 | 3.5/6 | 19/29 | \$1,133 | | | M-6 | 2.0/4 | 20/29 | \$1,201 | P T |
| HYUNDAI | | | | | | A3 Quattro | A-S6 | 3.2/6 | 18/25 | \$1,371 | P |
| Azera | A-5 | 3.3/6 | 18/26 | \$1,185 | | A4 Avant Quattro | A-S6 | 2.0/4 | 19/27 | \$1,310 | P T |
| | A-5 | 3.8/6 | 17/26 | \$1,245 | | | M-6 | 2.0/4 | 20/28 | \$1,253 | P T |
| Sonata | A-4 | 2.4/4 | 21/30 | \$1,038 | | | A-S6 | 3.1/6 | 17/25 | \$1,440 | P |
| | M-5 | 2.4/4 | 21/31 | \$996 | | | | | | | |
| | A-5 | 3.3/6 | 19/28 | \$1,133 | | | | | | | |
| INFINITI | | | | | | | | | | | |

| | Trans Type/ Speeds | Eng Size/ Cylinders | MPG City / Hwy | Annual Fuel Cost | Notes | | Trans Type/ Speeds | Eng Size/ Cylinders | MPG City / Hwy | Annual Fuel Cost | Notes |
|----------------------------------|-----------------------|------------------------|-------------------|---------------------|-------|---------------------------------|-----------------------|------------------------|-------------------|---------------------|------------|
| | M-6 | 3.1/6 | 15/25 | \$1,515 | P | TOYOTA | | | | | |
| S4 Avant | A-S6 | 4.2/8 | 14/21 | \$1,800 | P Tax | Matrix | A-4 | 1.8/4 | 25/31 | \$921 | |
| | M-6 | 4.2/8 | 13/20 | \$1,921 | P Tax | | M-5 | 1.8/4 | 26/33 | \$859 | |
| BMW | | | | | | VOLKSWAGEN | | | | | |
| 328i Sport Wagon | A-S6 | 3.0/6 | 18/27 | \$1,371 | P | Jetta SportWagen | A-S6 | 2.5/5 | 21/29 | \$1,038 | |
| | M-6 | 3.0/6 | 17/27 | \$1,440 | P | | M-5 | 2.5/5 | 21/29 | \$1,038 | |
| 328xi Sport Wagon | A-S6 | 3.0/6 | 17/25 | \$1,440 | P | VOLVO | | | | | |
| | M-6 | 3.0/6 | 17/25 | \$1,440 | P | V50 AWD | A-S5 | 2.5/5 | 18/26 | \$1,371 | P T |
| DODGE | | | | | | | M-6 | 2.5/5 | 17/25 | \$1,440 | P T |
| Caliber | M-5 | 1.8/4 | 24/29 | \$959 | | V50 FWD | A-S5 | 2.4/5 | 20/28 | \$1,253 | P |
| | AV | 2.0/4 | 23/27 | \$1,038 | | | M-5 | 2.4/5 | 20/28 | \$1,253 | P |
| | AV | 2.4/4 | 21/25 | \$1,083 | | | A-S5 | 2.5/5 | 19/27 | \$1,310 | P T |
| | M-5 | 2.4/4 | 23/29 | \$996 | | | M-6 | 2.5/5 | 19/28 | \$1,253 | P T |
| HONDA | | | | | | MIDSIZE STATION WAGONS | | | | | |
| Fit | A-S5 | 1.5/4 | 27/33 | \$859 | | AUDI | | | | | |
| ► Fit | A-5 | 1.5/4 | 27/34 | \$829 | | A6 Avant Quattro | A-S6 | 3.1/6 | 17/25 | \$1,440 | P |
| ► Fit | M-5 | 1.5/4 | 28/34 | \$804 | | BMW | | | | | |
| INFINITI | | | | | | 535xi Sport Wagon | A-S6 | 3.0/6 | 16/24 | \$1,515 | P T |
| EX35 | A-S5 | 3.5/6 | 16/23 | \$1,515 | P | | M-6 | 3.0/6 | 16/23 | \$1,601 | P T |
| | A-S5 | 3.5/6 | 17/24 | \$1,515 | P | KIA | | | | | |
| PONTIAC | | | | | | Rondo | A-4 | 2.4/4 | 19/26 | \$1,133 | |
| Vibe | A-4 | 1.8/4 | 25/31 | \$921 | | | A-5 | 2.7/6 | 18/26 | \$1,185 | |
| | M-5 | 1.8/4 | 26/33 | \$859 | | MERCEDES-BENZ | | | | | |
| SAAB | | | | | | E350 4matic (wagon) | A-5 | 3.5/6 | 16/21 | \$1,601 | P |
| 9-3 Aero SportCombi AWD | A-S6 | 2.8/6 | 15/24 | \$1,601 | P T | E63 AMG (wagon) | A-S7 | 6.2/8 | 12/18 | \$2,056 | P Tax |
| | M-6 | 2.8/6 | 16/24 | \$1,515 | P T | SAAB | | | | | |
| 9-3 SportCombi | A-S5 | 2.0/4 | 18/24 | \$1,440 | P T | 9-5 SportCombi | A-S5 | 2.3/4 | 17/26 | \$1,440 | P T |
| | M-6 | 2.0/4 | 19/29 | \$1,253 | P T | | M-5 | 2.3/4 | 18/28 | \$1,371 | P T |
| | A-S6 | 2.8/6 | 15/24 | \$1,601 | P T | VOLKSWAGEN | | | | | |
| | M-6 | 2.8/6 | 16/26 | \$1,515 | P T | ► Passat Wagon | A-S6 | 2.0/4 | 20/28 | \$1,253 | P T |
| SCION | | | | | | ► Passat Wagon | M-6 | 2.0/4 | 20/29 | \$1,201 | P T |
| xB | A-S4 | 2.4/4 | 22/28 | \$1,038 | | Passat Wagon 4Motion | A-S6 | 3.6/6 | 16/24 | \$1,515 | P |
| | M-5 | 2.4/4 | 22/28 | \$1,038 | | VOLVO | | | | | |
| SUBARU | | | | | | V70 FWD | A-S6 | 3.2/6 | 16/24 | \$1,515 | P |
| Impreza Wagon/Outback SPT AWD | A-S4 | 2.5/4 | 20/27 | \$1,133 | | SMALL PICKUP TRUCKS 2WD | | | | | |
| | A-S4 | 2.5/4 | 20/25 | \$1,310 | P T | CHEVROLET | | | | | |
| | M-5 | 2.5/4 | 19/25 | \$1,371 | P T | Colorado 2WD | A-4 | 2.9/4 | 18/24 | \$1,245 | |
| | M-5 | 2.5/4 | 20/27 | \$1,133 | | | M-5 | 2.9/4 | 18/24 | \$1,245 | |
| | M-6 | 2.5/4 | 17/23 | \$1,515 | P T | | A-4 | 3.7/5 | 16/22 | \$1,384 | |
| SUZUKI | | | | | | Colorado Cab Chassis inc 2WD | A-4 | 3.7/5 | 14/18 | \$1,661 | |
| Forenza Wagon | A-4 | 2.0/4 | 19/27 | \$1,133 | | Colorado Crew Cab 2WD | A-4 | 2.9/4 | 18/24 | \$1,245 | |
| | M-5 | 2.0/4 | 19/27 | \$1,133 | | | M-5 | 2.9/4 | 18/24 | \$1,245 | |
| SX4 | A-4 | 2.0/4 | 22/30 | \$996 | | | A-4 | 3.7/5 | 16/22 | \$1,384 | |
| | M-5 | 2.0/4 | 22/30 | \$996 | | FORD | | | | | |
| SX4 AWD | A-4 | 2.0/4 | 21/28 | \$1,038 | | Ranger Pickup 2WD | A-5 | 2.3/4 | 19/24 | \$1,185 | |
| | M-5 | 2.0/4 | 21/28 | \$1,083 | | ► Ranger Pickup 2WD | M-5 | 2.3/4 | 21/26 | \$1,083 | |

| | Trans Type/ Speeds | Eng Size/ Cylinders | MPG City / Hwy | Annual Fuel Cost | Notes | | Trans Type/ Speeds | Eng Size/ Cylinders | MPG City / Hwy | Annual Fuel Cost | Notes |
|---------------------------------|-----------------------|------------------------|-------------------|---------------------|-------|-----------------------------------|-----------------------|------------------------|-------------------|---------------------|-------|
| | A-5 | 3.0/6 | 15/20 | \$1,464 | | | A-4 | 3.7/5 | 15/21 | \$1,464 | |
| | M-5 | 3.0/6 | 16/22 | \$1,384 | | Canyon Cab Chassis Inc 4WD | A-4 | 3.7/5 | 15/20 | \$1,464 | |
| | A-5 | 4.0/6 | 15/20 | \$1,464 | | Canyon Crew Cab 4WD | A-4 | 3.7/5 | 15/20 | \$1,464 | |
| | M-5 | 4.0/6 | 15/20 | \$1,464 | | | | | | | |
| GMC | | | | | | ISUZU | | | | | |
| Canyon 2WD | A-4 | 2.9/4 | 18/24 | \$1,245 | | i-370 Crew Cab 4WD | A-4 | 3.7/5 | 15/20 | \$1,464 | |
| | M-5 | 2.9/4 | 18/24 | \$1,245 | | | | | | | |
| | A-4 | 3.7/5 | 16/22 | \$1,384 | | MAZDA | | | | | |
| Canyon Cab Chassis Inc 2WD | A-4 | 3.7/5 | 14/18 | \$1,661 | | B4000 4WD | A-5 | 4.0/6 | 14/17 | \$1,661 | |
| Canyon Crew Cab 2WD | A-4 | 2.9/4 | 18/24 | \$1,245 | | | M-5 | 4.0/6 | 15/19 | \$1,556 | |
| | M-5 | 2.9/4 | 18/24 | \$1,245 | | | | | | | |
| | A-4 | 3.7/5 | 16/22 | \$1,384 | | NISSAN | | | | | |
| | | | | | | Frontier 4WD | A-5 | 4.0/6 | 14/19 | \$1,556 | |
| | | | | | | | M-6 | 4.0/6 | 15/19 | \$1,464 | |
| ISUZU | | | | | | | | | | | |
| i-290 Extended Cab 2WD | A-4 | 2.9/4 | 18/24 | \$1,245 | | TOYOTA | | | | | |
| | M-5 | 2.9/4 | 18/24 | \$1,245 | | Tacoma 4WD | M-5 | 2.7/4 | 17/22 | \$1,310 | |
| i-370 Crew Cab 2WD | A-4 | 3.7/5 | 16/22 | \$1,384 | | | A-5 | 4.0/6 | 16/20 | \$1,384 | |
| i-370 Extended Cab 2WD | A-4 | 3.7/5 | 16/22 | \$1,384 | | | M-6 | 4.0/6 | 15/18 | \$1,556 | |
| | | | | | | STANDARD PICKUP TRUCKS 2WD | | | | | |
| MAZDA | | | | | | CHEVROLET | | | | | |
| B2300 2WD | A-5 | 2.3/4 | 19/24 | \$1,185 | | ► Silverado C15 2WD | A-4 | 4.3/6 | 15/20 | \$1,464 | |
| ► B2300 2WD | M-5 | 2.3/4 | 21/26 | \$1,083 | | | A-4 | 4.8/8 | 14/19 | \$1,556 | |
| B3000 2WD | A-5 | 3.0/6 | 15/20 | \$1,464 | | ► Silverado C15 2WD | A-4 | 5.3/8 | 15/20 | \$1,464 | |
| | M-5 | 3.0/6 | 16/21 | \$1,384 | | | A-4 | 6.0/8 | 13/18 | \$1,661 | |
| B4000 2WD | A-5 | 4.0/6 | 15/20 | \$1,464 | | ► Silverado C15 2WD FFV | A-4 | 5.3/8 | 15/20 | \$1,464 | Gas |
| | | | | | | | | | 11/15 | \$3,253 | E85 |
| NISSAN | | | | | | | | | | | |
| Frontier 2WD | A-5 | 2.5/4 | 17/22 | \$1,310 | | DODGE | | | | | |
| | M-5 | 2.5/4 | 19/23 | \$1,185 | | ► Dakota Pickup 2WD | A-4 | 3.7/6 | 15/20 | \$1,464 | |
| | A-5 | 4.0/6 | 15/20 | \$1,464 | | ► Dakota Pickup 2WD | M-6 | 3.7/6 | 16/20 | \$1,384 | |
| | M-6 | 4.0/6 | 16/20 | \$1,464 | | | A-5 | 4.7/8 | 14/19 | \$1,661 | |
| | | | | | | Dakota Pickup 2WD FFV | A-5 | 4.7/8 | 14/19 | \$1,661 | Gas |
| TOYOTA | | | | | | | | | 9/12 | \$4,230 | E85 |
| ► Tacoma 2WD | A-4 | 2.7/4 | 19/25 | \$1,185 | | Ram 1500 Pickup 2WD | A-4 | 3.7/6 | 14/19 | \$1,556 | |
| | M-5 | 2.7/4 | 20/25 | \$1,133 | | | M-6 | 3.7/6 | 16/19 | \$1,464 | |
| | A-5 | 4.0/6 | 16/20 | \$1,384 | | | A-5 | 4.7/8 | 13/18 | \$1,661 | |
| | M-6 | 4.0/6 | 15/19 | \$1,464 | | | M-6 | 4.7/8 | 13/17 | \$1,778 | |
| | | | | | | | A-5 | 5.7/8 | 13/19 | \$1,661 | |
| SMALL PICKUP TRUCKS 4WD | | | | | | Ram 1500 Pickup 2WD FFV | A-5 | 4.7/8 | 13/18 | \$1,661 | Gas |
| CHEVROLET | | | | | | | | | 9/12 | \$4,230 | E85 |
| Colorado 4WD | A-4 | 2.9/4 | 17/22 | \$1,310 | | Ram 1500 Pickup 2WD FFV | M-6 | 4.7/8 | 13/17 | \$1,778 | Gas |
| | M-5 | 2.9/4 | 16/22 | \$1,384 | | | | | 9/12 | \$4,230 | E85 |
| | A-4 | 3.7/5 | 15/21 | \$1,464 | | | | | | | |
| Colorado Cab Chassis inc 4WD | A-4 | 3.7/5 | 15/20 | \$1,464 | | FORD | | | | | |
| Colorado Crew Cab 4WD | A-4 | 3.7/5 | 15/20 | \$1,464 | | Explorer Sport Trac 2WD | A-5 | 4.0/6 | 14/20 | \$1,556 | |
| | | | | | | | A-6 | 4.6/8 | 13/20 | \$1,556 | |
| FORD | | | | | | F150 Pickup 2WD | A-4 | 4.2/6 | 14/19 | \$1,556 | |
| Ranger Pickup 4WD | A-5 | 3.0/6 | 14/19 | \$1,556 | | | M-5 | 4.2/6 | 14/20 | \$1,556 | |
| | M-5 | 3.0/6 | 15/20 | \$1,464 | | | A-4 | 4.6/8 | 14/19 | \$1,556 | |
| | A-5 | 4.0/6 | 14/17 | \$1,661 | | | A-4 | 5.4/8 | 13/17 | \$1,778 | |
| | M-5 | 4.0/6 | 15/19 | \$1,556 | | F150 Pickup FFV 2WD | A-4 | 5.4/8 | 13/18 | \$1,661 | Gas |
| | | | | | | | | | 10/13 | \$3,845 | E85 |
| GMC | | | | | | F150 STX SE 2WD | A-4 | 5.4/8 | 14/19 | \$1,661 | |
| Canyon 4WD | A-4 | 2.9/4 | 17/22 | \$1,310 | | F150 STX SE FFV 2WD | A-4 | 5.4/8 | 14/19 | \$1,661 | Gas |
| | M-5 | 2.9/4 | 16/22 | \$1,384 | | | | | 10/14 | \$3,524 | E85 |

| | Trans Type/ Speeds | Eng Size/ Cylinders | MPG City / Hwy | Annual Fuel Cost | Notes | | Trans Type/ Speeds | Eng Size/ Cylinders | MPG City / Hwy | Annual Fuel Cost | Notes |
|-----------------------------------|-----------------------|------------------------|-------------------|---------------------|-------|------------------------------|-----------------------|------------------------|-------------------|---------------------|-------|
| GMC | | | | | | Dakota Pickup 4WD | A-4 | 3.7/6 | 14/18 | \$1,661 | |
| ▶ Sierra C15 2WD | A-4 | 4.3/6 | 15/20 | \$1,464 | | | M-6 | 3.7/6 | 15/19 | \$1,556 | |
| | A-4 | 4.8/8 | 14/19 | \$1,556 | | | A-5 | 4.7/8 | 14/19 | \$1,661 | |
| ▶ Sierra C15 2WD | A-4 | 5.3/8 | 15/20 | \$1,464 | | Dakota Pickup 4WD FFV | A-5 | 4.7/8 | 14/19 | \$1,661 | Gas |
| | A-4 | 6.0/8 | 13/18 | \$1,661 | | | | | 9/12 | \$4,230 | E85 |
| | A-6 | 6.2/8 | 12/19 | \$1,921 | P | Ram 1500 Pickup 4WD | A-5 | 4.7/8 | 13/17 | \$1,661 | |
| ▶ Sierra C15 2WD FFV | A-4 | 5.3/8 | 15/20 | \$1,464 | Gas | | M-6 | 4.7/8 | 12/16 | \$1,778 | |
| | | | 11/15 | \$3,253 | E85 | | A-5 | 5.7/8 | 13/17 | \$1,778 | |
| LINCOLN | | | | | | Ram 1500 Pickup 4WD FFV | A-5 | 4.7/8 | 13/17 | \$1,661 | Gas |
| Mark LT | A-4 | 5.4/8 | 12/16 | \$1,778 | | | | | 9/12 | \$4,230 | E85 |
| MITSUBISHI | | | | | | Ram 1500 Pickup 4WD FFV | M-6 | 4.7/8 | 12/16 | \$1,778 | Gas |
| ▶ Raider Pickup 2WD | A-4 | 3.7/6 | 15/20 | \$1,464 | | | | | 9/12 | \$4,230 | E85 |
| ▶ Raider Pickup 2WD | M-6 | 3.7/6 | 16/20 | \$1,384 | | FORD | | | | | |
| | A-5 | 4.7/8 | 14/19 | \$1,661 | | Explorer Sport Trac 4WD | A-5 | 4.0/6 | 13/19 | \$1,661 | |
| Raider Pickup 2WD FFV | A-5 | 4.7/8 | 14/19 | \$1,661 | Gas | | A-6 | 4.6/8 | 13/19 | \$1,661 | |
| | | | 9/12 | \$4,230 | E85 | F150 Pickup 4WD | A-4 | 4.6/8 | 13/17 | \$1,778 | |
| NISSAN | | | | | | | A-4 | 5.4/8 | 13/17 | \$1,778 | |
| Titan 2WD | A-5 | 5.6/8 | 12/17 | \$1,778 | | F150 Pickup FFV 4WD | A-4 | 5.4/8 | 13/17 | \$1,661 | Gas |
| Titan 2WD FFV | A-5 | 5.6/8 | 12/17 | \$1,778 | Gas | | | | 9/12 | \$4,230 | E85 |
| | | | 9/13 | \$4,230 | E85 | GMC | | | | | |
| ROUSH PERFORMANCE | | | | | | Sierra K15 4WD | A-4 | 4.3/6 | 14/18 | \$1,661 | |
| Stage 3 F150 Regular Cab 2WD | A-4 | 5.4/8 | 11/15 | \$2,215 | P S | | A-4 | 4.8/8 | 14/18 | \$1,556 | |
| Stage 3 F150 Super Cab 2WD | A-4 | 5.4/8 | 11/15 | \$2,215 | P S | | A-4 | 5.3/8 | 14/19 | \$1,556 | |
| Stage 3 F150 Super Crew 2WD | A-4 | 5.4/8 | 11/15 | \$2,215 | P S | Sierra K15 4WD FFV | A-4 | 5.3/8 | 14/19 | \$1,556 | Gas |
| SALEEN PERFORMANCE | | | | | | | | | 11/14 | \$3,524 | E85 |
| F150 Supercharged | A-4 | 5.4/8 | 11/15 | \$2,215 | P S | Sierra K15 AWD | A-6 | 6.2/8 | 12/18 | \$2,056 | P |
| S331 Family | A-4 | 5.4/8 | 11/15 | \$2,215 | P S | HONDA | | | | | |
| TECSTAR, LP | | | | | | ▶ Ridgeline Truck 4WD | A-5 | 3.5/6 | 15/20 | \$1,464 | |
| Foose F150 Regular Cab 2WD | A-4 | 5.4/8 | 11/15 | \$2,215 | P S | LINCOLN | | | | | |
| Foose F150 Super Cab 2WD | A-4 | 5.4/8 | 11/15 | \$2,215 | P S | Mark LT 4WD | A-4 | 5.4/8 | 13/17 | \$1,778 | |
| Foose F150 Super Crew 2WD | A-4 | 5.4/8 | 11/15 | \$2,215 | P S | MITSUBISHI | | | | | |
| TOYOTA | | | | | | Raider Pickup 4WD | A-4 | 3.7/6 | 14/18 | \$1,661 | |
| Tundra 2WD | A-S5 | 4.0/6 | 15/19 | \$1,464 | | | A-5 | 4.7/8 | 14/19 | \$1,661 | |
| | A-S5 | 4.7/8 | 14/17 | \$1,661 | | Raider Pickup 4WD FFV | A-5 | 4.7/8 | 14/19 | \$1,661 | Gas |
| | A-S6 | 5.7/8 | 14/18 | \$1,556 | | | | | 9/12 | \$4,230 | E85 |
| STANDARD PICKUP TRUCKS 4WD | | | | | | | | | | | |
| CHEVROLET | | | | | | NISSAN | | | | | |
| Silverado K15 4WD | A-4 | 4.3/6 | 14/18 | \$1,661 | | Titan 4WD | A-5 | 5.6/8 | 12/17 | \$1,778 | |
| | A-4 | 4.8/8 | 14/18 | \$1,556 | | Titan 4WD FFV | A-5 | 5.6/8 | 12/17 | \$1,778 | Gas |
| | A-4 | 5.3/8 | 14/19 | \$1,556 | | | | | 9/12 | \$4,230 | E85 |
| | A-4 | 6.0/8 | 13/17 | \$1,778 | | ROUSH PERFORMANCE | | | | | |
| Silverado K15 4WD FFV | A-4 | 5.3/8 | 14/19 | \$1,556 | Gas | Stage 3 F150 Regular Cab 4WD | A-4 | 5.4/8 | 11/15 | \$2,215 | P S |
| | | | 11/14 | \$3,524 | E85 | Stage 3 F150 Super Cab 4WD | A-4 | 5.4/8 | 11/15 | \$2,215 | P S |
| DODGE | | | | | | Stage 3 F150 Super Crew 4WD | A-4 | 5.4/8 | 11/15 | \$2,215 | P S |
| | | | | | | TECSTAR, LP | | | | | |
| | | | | | | Foose F150 Regular Cab 4WD | A-4 | 5.4/8 | 11/15 | \$2,215 | P S |

| | Trans Type/ Speeds | Eng Size/ Cylinders | MPG City / Hwy | Annual Fuel Cost | Notes |
|--------------------------|-----------------------|------------------------|-------------------|---------------------|-------|
| Foos F150 Super Cab 4WD | A-4 | 5.4/8 | 11/15 | \$2,215 | P S |
| Foos F150 Super Crew 4WD | A-4 | 5.4/8 | 11/15 | \$2,215 | P S |
| TOYOTA | | | | | |
| Tundra 4WD | A-S5 | 4.7/8 | 13/16 | \$1,661 | |
| | A-S6 | 5.7/8 | 13/17 | \$1,778 | |

VANS, CARGO TYPE

| CHEVROLET | | | | | |
|------------------------------|------------|--------------|--------------|----------------|-----|
| Van 15/25 2WD Conversion | A-4 | 5.3/8 | 12/16 | \$1,778 | |
| Van 15/25 2WD Conversion FFV | A-4 | 5.3/8 | 12/16 | \$1,778 | Gas |
| | | | 9/12 | \$4,230 | E85 |
| Van 1500 AWD Conversion | A-4 | 5.3/8 | 12/16 | \$1,778 | |
| Van 1500 AWD Conversion FFV | A-4 | 5.3/8 | 12/16 | \$1,778 | Gas |
| | | | 9/12 | \$4,230 | E85 |
| ► Van 1500/2500 2WD | A-4 | 4.3/6 | 15/20 | \$1,464 | |
| | A-4 | 5.3/8 | 14/18 | \$1,661 | |
| Van 1500/2500 2WD FFV | A-4 | 5.3/8 | 14/18 | \$1,661 | Gas |
| | | | 10/13 | \$3,845 | E85 |
| Van 1500/2500 AWD | A-4 | 5.3/8 | 13/17 | \$1,661 | |
| Van 1500/2500 AWD FFV | A-4 | 5.3/8 | 13/17 | \$1,661 | Gas |
| | | | 10/12 | \$3,845 | E85 |

GMC

| | | | | | |
|---|------------|--------------|--------------|----------------|-----|
| Savana 15/25 2WD Conversion (cargo) | A-4 | 5.3/8 | 12/16 | \$1,778 | |
| Savana 15/25 2WD Conversion (cargo) FFV | A-4 | 5.3/8 | 12/16 | \$1,778 | Gas |
| | | | 9/12 | \$4,230 | E85 |
| Savana 1500 AWD Conversion (cargo) | A-4 | 5.3/8 | 12/16 | \$1,778 | |
| Savana 1500 AWD Conversion (cargo) FFV | A-4 | 5.3/8 | 12/16 | \$1,778 | Gas |
| | | | 9/12 | \$4,230 | E85 |
| ► Savana 1500/2500 2WD (cargo) | A-4 | 4.3/6 | 15/20 | \$1,464 | |
| | A-4 | 5.3/8 | 14/18 | \$1,661 | |
| Savana 1500/2500 2WD (cargo) FFV | A-4 | 5.3/8 | 14/18 | \$1,661 | Gas |
| | | | 10/13 | \$3,845 | E85 |
| Savana 1500/2500 AWD (cargo) | A-4 | 5.3/8 | 13/17 | \$1,661 | |
| Savana 1500/2500 AWD (cargo) FFV | A-4 | 5.3/8 | 13/17 | \$1,661 | Gas |
| | | | 10/12 | \$3,845 | E85 |

VANS, PASSENGER TYPE

| CHEVROLET | | | | | |
|-----------------------------|-----|-------|-------|---------|-----|
| Express 1500 AWD | A-4 | 5.3/8 | 12/16 | \$1,778 | |
| Express 1500 AWD FFV | A-4 | 5.3/8 | 12/16 | \$1,778 | Gas |
| | | | 9/12 | \$4,230 | E85 |
| Express 1500/2500 2WD | A-4 | 5.3/8 | 12/16 | \$1,778 | |
| Express 1500/2500 2WD FFV | A-4 | 5.3/8 | 12/16 | \$1,778 | Gas |
| | | | 9/12 | \$4,230 | E85 |
| GMC | | | | | |
| Savana 1500 AWD (Passenger) | A-4 | 5.3/8 | 12/16 | \$1,778 | |

| | Trans Type/ Speeds | Eng Size/ Cylinders | MPG City / Hwy | Annual Fuel Cost | Notes |
|--------------------------------------|-----------------------|------------------------|-------------------|---------------------|-------|
| Savana 1500 AWD (Passenger) FFV | A-4 | 5.3/8 | 12/16 | \$1,778 | Gas |
| | | | 9/12 | \$4,230 | E85 |
| Savana 1500/2500 2WD (Passenger) | A-4 | 5.3/8 | 12/16 | \$1,778 | |
| Savana 1500/2500 2WD (Passenger) FFV | A-4 | 5.3/8 | 12/16 | \$1,778 | Gas |
| | | | 9/12 | \$4,230 | E85 |

MINIVAN 2WD

| BUICK | | | | | |
|----------------------|-----|-------|-------|---------|-----|
| Terraza FWD | A-4 | 3.9/6 | 16/23 | \$1,310 | |
| CHEVROLET | | | | | |
| Uplander FWD | A-4 | 3.9/6 | 16/23 | \$1,310 | |
| Uplander FWD FFV | A-4 | 3.9/6 | 16/23 | \$1,310 | Gas |
| | | | 12/17 | \$3,020 | E85 |
| CHRYSLER | | | | | |
| Town and Country | A-4 | 3.3/6 | 17/24 | \$1,310 | |
| | A-6 | 3.8/6 | 16/23 | \$1,384 | |
| | A-6 | 4.0/6 | 16/23 | \$1,384 | |
| Town and Country FFV | A-4 | 3.3/6 | 17/24 | \$1,310 | Gas |
| | | | 11/17 | \$3,253 | E85 |

DODGE

| | | | | | |
|-----------------|-----|-------|-------|---------|-----|
| Caravan 2WD | A-4 | 3.3/6 | 17/24 | \$1,310 | |
| | A-6 | 3.8/6 | 16/23 | \$1,384 | |
| | A-6 | 4.0/6 | 16/23 | \$1,384 | |
| Caravan 2WD FFV | A-4 | 3.3/6 | 17/24 | \$1,310 | Gas |
| | | | 11/17 | \$3,253 | E85 |

HONDA

| | | | | | |
|---------|-----|-------|-------|---------|--|
| Odyssey | A-5 | 3.5/6 | 16/23 | \$1,384 | |
| | A-5 | 3.5/6 | 17/25 | \$1,245 | |

HYUNDAI

| | | | | | |
|-----------|-----|-------|-------|---------|--|
| Entourage | A-5 | 3.8/6 | 16/23 | \$1,384 | |
|-----------|-----|-------|-------|---------|--|

KIA

| | | | | | |
|--------|-----|-------|-------|---------|--|
| Sedona | A-5 | 3.8/6 | 16/23 | \$1,384 | |
|--------|-----|-------|-------|---------|--|

MAZDA

| | | | | | |
|------------|-------------|--------------|--------------|----------------|--|
| ► 5 | A-S5 | 2.3/4 | 21/27 | \$1,083 | |
| ► 5 | M-5 | 2.3/4 | 22/28 | \$1,038 | |

NISSAN

| | | | | | |
|-------|-----|-------|-------|---------|---|
| Quest | A-5 | 3.5/6 | 16/24 | \$1,515 | P |
|-------|-----|-------|-------|---------|---|

TOYOTA

| | | | | | |
|------------|-----|-------|-------|---------|--|
| Sienna 2WD | A-5 | 3.5/6 | 17/23 | \$1,310 | |
|------------|-----|-------|-------|---------|--|

MINIVAN 4WD

| TOYOTA | | | | | |
|---------------|-----|-------|-------|---------|--|
| Sienna 4WD | A-5 | 3.5/6 | 16/21 | \$1,384 | |

SPORT UTILITY VEHICLE 2WD

| BUICK | | | | | |
|--------------|-----|-------|-------|---------|--|
| Enclave FWD | A-6 | 3.6/6 | 16/24 | \$1,310 | |

| | Trans Type/ Speeds | Eng Size/ Cylinders | MPG City / Hwy | Annual Fuel Cost | Notes | | Trans Type/ Speeds | Eng Size/ Cylinders | MPG City / Hwy | Annual Fuel Cost | Notes |
|------------------------|-----------------------|------------------------|-------------------|---------------------|-------|--------------------------|-----------------------|------------------------|-------------------|---------------------|------------|
| CADILLAC | | | | | | | | | | | |
| Escalade 2WD | A-6 | 6.2/8 | 12/19 | \$2,056 | P | | A-4 | 3.5/6 | 17/24 | \$1,245 | |
| Escalade ESV 2WD | A-6 | 6.2/8 | 12/19 | \$2,056 | P | | A-5 | 3.5/6 | 17/24 | \$1,245 | |
| SRX 2WD | A-S5 | 3.6/6 | 15/22 | \$1,464 | | | A-5 | 5.7/8 | 15/23 | \$1,384 | |
| | A-S6 | 4.6/8 | 13/20 | \$1,800 | P | Nitro 2WD | A-5 | 6.1/8 | 13/18 | \$1,921 | P |
| | | | | | | | A-4 | 3.7/6 | 16/22 | \$1,384 | |
| | | | | | | | M-6 | 3.7/6 | 16/22 | \$1,310 | |
| | | | | | | | A-5 | 4.0/6 | 16/21 | \$1,384 | |
| CHEVROLET | | | | | | FORD | | | | | |
| Avalanche 1500 2WD | A-4 | 5.3/8 | 14/20 | \$1,556 | | Edge FWD | A-6 | 3.5/6 | 16/24 | \$1,310 | |
| | A-4 | 6.0/8 | 12/17 | \$1,778 | | Escape FWD | A-4 | 2.3/4 | 20/26 | \$1,133 | |
| Avalanche 1500 2WD FFV | A-4 | 5.3/8 | 14/20 | \$1,556 | Gas | | M-5 | 2.3/4 | 22/28 | \$1,038 | |
| | | | 11/15 | \$3,524 | E85 | | A-4 | 3.0/6 | 18/24 | \$1,245 | |
| Equinox FWD | A-5 | 3.4/6 | 17/24 | \$1,310 | | ► Escape Hybrid FWD | AV | 2.3/4 | 34/30 | \$779 | HEV |
| | A-S6 | 3.6/6 | 16/24 | \$1,310 | | Expedition 2WD | A-6 | 5.4/8 | 12/18 | \$1,778 | |
| HHR FWD | A-4 | 2.0/4 | 19/28 | \$1,133 | T | Explorer 2WD | A-5 | 4.0/6 | 14/20 | \$1,556 | |
| | M-5 | 2.0/4 | 21/29 | \$1,038 | T | | A-6 | 4.6/8 | 13/20 | \$1,556 | |
| | A-4 | 2.2/4 | 22/30 | \$996 | | Taurus X FWD | A-6 | 3.5/6 | 16/24 | \$1,310 | |
| | M-5 | 2.2/4 | 21/30 | \$1,038 | | | | | | | |
| | A-4 | 2.4/4 | 22/28 | \$1,201 | P | GMC | | | | | |
| | M-5 | 2.4/4 | 20/28 | \$1,253 | P | Acadia FWD | A-6 | 3.6/6 | 16/24 | \$1,310 | |
| HHR Panel FWD | A-4 | 2.2/4 | 22/30 | \$996 | | Envoy 2WD | A-4 | 4.2/6 | 14/20 | \$1,556 | |
| | M-5 | 2.2/4 | 20/30 | \$1,038 | | | A-4 | 5.3/8 | 14/20 | \$1,464 | |
| | A-4 | 2.4/4 | 22/28 | \$1,201 | P | Yukon 1500 2WD | A-4 | 4.8/8 | 14/19 | \$1,556 | |
| | M-5 | 2.4/4 | 20/29 | \$1,253 | P | | A-4 | 5.3/8 | 14/20 | \$1,556 | |
| Suburban 1500 2WD | A-4 | 5.3/8 | 14/20 | \$1,556 | | | A-6 | 6.2/8 | 12/19 | \$2,056 | P |
| | A-4 | 6.0/8 | 12/17 | \$1,778 | | Yukon 1500 2WD FFV | A-4 | 5.3/8 | 14/20 | \$1,556 | Gas |
| Suburban 1500 2WD FFV | A-4 | 5.3/8 | 14/20 | \$1,556 | Gas | | | | 11/15 | \$3,524 | E85 |
| | | | 11/15 | \$3,524 | E85 | Yukon 1500 Hybrid 2WD | AV | 6.0/8 | 21/22 | \$1,185 | HEV |
| Tahoe 1500 2WD | A-4 | 4.8/8 | 14/19 | \$1,556 | | Yukon XL 1500 2WD | A-4 | 5.3/8 | 14/20 | \$1,556 | |
| | A-4 | 5.3/8 | 14/20 | \$1,556 | | | A-4 | 6.0/8 | 12/17 | \$1,778 | |
| | A-6 | 6.2/8 | 12/19 | \$2,056 | P | | A-6 | 6.2/8 | 12/19 | \$2,056 | P |
| Tahoe 1500 2WD FFV | A-4 | 5.3/8 | 14/20 | \$1,556 | Gas | Yukon XL 1500 2WD FFV | A-4 | 5.3/8 | 14/20 | \$1,556 | Gas |
| | | | 11/15 | \$3,524 | E85 | | | | 11/15 | \$3,524 | E85 |
| Tahoe Hybrid 2WD | AV | 6.0/8 | 21/22 | \$1,185 | HEV | HONDA | | | | | |
| Traiblazer 2WD | A-4 | 4.2/6 | 14/20 | \$1,556 | | CR-V 2WD | A-5 | 2.4/4 | 20/27 | \$1,083 | |
| | A-4 | 5.3/8 | 14/20 | \$1,464 | | Element 2WD | A-5 | 2.4/4 | 20/25 | \$1,133 | |
| | A-4 | 6.0/8 | 12/16 | \$2,056 | P | | M-5 | 2.4/4 | 18/23 | \$1,245 | |
| | | | | | | Pilot 2WD | A-5 | 3.5/6 | 16/22 | \$1,384 | |
| CHRYSLER | | | | | | HYUNDAI | | | | | |
| Aspen 2WD | A-5 | 4.7/8 | 14/19 | \$1,661 | | Santa Fe 2WD | A-4 | 2.7/6 | 18/24 | \$1,245 | |
| | A-5 | 5.7/8 | 13/19 | \$1,661 | | | M-5 | 2.7/6 | 17/24 | \$1,245 | |
| Aspen 2WD FFV | A-5 | 4.7/8 | 14/19 | \$1,661 | Gas | | A-5 | 3.3/6 | 17/24 | \$1,245 | |
| | | | 9/12 | \$4,230 | E85 | Tucson 2WD | A-4 | 2.0/4 | 19/25 | \$1,133 | |
| Pacifica FWD | A-4 | 3.8/6 | 15/22 | \$1,384 | | | M-5 | 2.0/4 | 20/25 | \$1,133 | |
| | A-6 | 4.0/6 | 15/23 | \$1,464 | | | A-4 | 2.7/6 | 18/24 | \$1,245 | |
| PT Cruiser | A-4 | 2.4/4 | 18/24 | \$1,371 | P T | Veracruz 2WD | A-6 | 3.8/6 | 16/23 | \$1,384 | |
| | A-4 | 2.4/4 | 19/24 | \$1,185 | | INFINITI | | | | | |
| | M-5 | 2.4/4 | 20/25 | \$1,310 | P T | FX35 RWD | A-S5 | 3.5/6 | 15/22 | \$1,601 | P |
| | M-5 | 2.4/4 | 21/26 | \$1,083 | | QX56 2WD | A-5 | 5.6/8 | 12/18 | \$2,056 | P |
| DODGE | | | | | | ISUZU | | | | | |
| Durango 2WD | A-4 | 3.7/6 | 14/19 | \$1,556 | | Ascender 5-passenger 2WD | A-4 | 4.2/6 | 14/20 | \$1,556 | |
| | A-5 | 4.7/8 | 14/19 | \$1,661 | | | | | | | |
| | A-5 | 5.7/8 | 13/19 | \$1,661 | | | | | | | |
| Durango 2WD FFV | A-5 | 4.7/8 | 14/19 | \$1,661 | Gas | | | | | | |
| | | | 9/12 | \$4,230 | E85 | | | | | | |
| Magnum | A-4 | 2.7/6 | 18/26 | \$1,185 | | | | | | | |

| | Trans Type/ Speeds | Eng Size/ Cylinders | MPG City / Hwy | Annual Fuel Cost | Notes | | Trans Type/ Speeds | Eng Size/ Cylinders | MPG City / Hwy | Annual Fuel Cost | Notes |
|------------------------|-----------------------|------------------------|-------------------|---------------------|------------|----------------------------------|-----------------------|------------------------|-------------------|---------------------|-------|
| JEEP | | | | | | MITSUBISHI | | | | | |
| Commander 2WD | A-5 | 3.7/6 | 14/19 | \$1,556 | | Endeavor 2WD | A-S4 | 3.8/6 | 15/22 | \$1,601 | P |
| | A-5 | 5.7/8 | 13/19 | \$1,661 | | Outlander 2WD | AV | 2.4/4 | 20/25 | \$1,133 | |
| Commander 2WD FFV | A-5 | 4.7/8 | 14/19 | \$1,661 | Gas | | A-S6 | 3.0/6 | 17/25 | \$1,245 | |
| | | | 9/13 | \$4,230 | E85 | NISSAN | | | | | |
| Compass 2WD | AV | 2.0/4 | 23/27 | \$1,038 | | Armada 2WD | A-5 | 5.6/8 | 12/18 | \$1,778 | |
| | AV | 2.4/4 | 21/25 | \$1,083 | | Armada 2WD FFV | A-5 | 5.6/8 | 12/18 | \$1,778 | Gas |
| ► Compass 2WD | M-5 | 2.4/4 | 23/28 | \$996 | | | | | 9/13 | \$4,230 | E85 |
| Grand Cherokee 2WD | A-5 | 3.7/6 | 15/20 | \$1,464 | | Pathfinder 2WD | A-5 | 4.0/6 | 15/22 | \$1,693 | P |
| | A-5 | 5.7/8 | 13/19 | \$1,661 | | | A-S5 | 5.6/8 | 13/18 | \$1,921 | P |
| | A-5 | 3.0/6 | 18/23 | \$1,815 | D | Rogue FWD | AV | 2.5/4 | 22/27 | \$1,038 | |
| Grand Cherokee 2WD FFV | A-5 | 4.7/8 | 14/19 | \$1,661 | Gas | Xterra 2WD | A-5 | 4.0/6 | 15/20 | \$1,464 | |
| | | | 9/13 | \$4,230 | E85 | | M-6 | 4.0/6 | 16/20 | \$1,464 | |
| Liberty 2WD | A-4 | 3.7/6 | 16/22 | \$1,384 | | PONTIAC | | | | | |
| | M-6 | 3.7/6 | 16/22 | \$1,310 | | Torrent FWD | A-5 | 3.4/6 | 17/24 | \$1,310 | |
| Patriot 2WD | AV | 2.0/4 | 23/27 | \$1,038 | | | A-S6 | 3.6/6 | 16/24 | \$1,310 | |
| | AV | 2.4/4 | 21/25 | \$1,083 | | SATURN | | | | | |
| ► Patriot 2WD | M-5 | 2.4/4 | 23/28 | \$996 | | Outlook FWD | A-6 | 3.6/6 | 16/24 | \$1,310 | |
| Wrangler 2WD | A-4 | 3.8/6 | 15/20 | \$1,464 | | Vue FWD | A-4 | 2.4/4 | 19/26 | \$1,133 | |
| | M-6 | 3.8/6 | 16/21 | \$1,384 | | | A-S6 | 3.6/6 | 16/24 | \$1,310 | |
| KIA | | | | | | | A-6 | 3.6/6 | 16/23 | \$1,310 | |
| Sorento 2WD | A-5 | 3.3/6 | 16/22 | \$1,384 | | Vue Hybrid | A-4 | 2.4/4 | 25/32 | \$889 | HEV |
| | A-5 | 3.8/6 | 15/21 | \$1,464 | | SUZUKI | | | | | |
| Sportage 2WD | A-4 | 2.0/4 | 19/25 | \$1,185 | | Grand Vitara | A-5 | 2.7/6 | 17/22 | \$1,310 | |
| | M-5 | 2.0/4 | 20/25 | \$1,133 | | | M-5 | 2.7/6 | 16/22 | \$1,384 | |
| | A-4 | 2.7/6 | 17/23 | \$1,245 | | XL7 FWD | A-S5 | 3.6/6 | 16/22 | \$1,384 | |
| LEXUS | | | | | | TOYOTA | | | | | |
| RX 350 2WD | A-S5 | 3.5/6 | 18/23 | \$1,440 | P | 4Runner 2WD | A-5 | 4.0/6 | 16/21 | \$1,384 | |
| | A-5 | 3.5/6 | 18/23 | \$1,440 | P | | A-5 | 4.7/8 | 15/19 | \$1,464 | |
| RX 400h 2WD | AV | 3.3/6 | 27/24 | \$1,152 | HEV P | FJ Cruiser 2WD | A-5 | 4.0/6 | 16/20 | \$1,601 | P |
| LINCOLN | | | | | | Highlander 2WD | A-S5 | 3.5/6 | 18/24 | \$1,245 | |
| MKX FWD | A-6 | 3.5/6 | 16/24 | \$1,310 | | RAV4 2WD | A-4 | 2.4/4 | 21/27 | \$1,038 | |
| Navigator 2WD | A-6 | 5.4/8 | 12/18 | \$1,778 | | | A-5 | 3.5/6 | 19/27 | \$1,133 | |
| MAZDA | | | | | | Sequoia 2WD | A-S5 | 4.7/8 | 14/17 | \$1,661 | |
| CX-7 2WD | A-S6 | 2.3/4 | 17/23 | \$1,515 | P T | | A-S6 | 5.7/8 | 14/19 | \$1,661 | |
| CX-9 2WD | A-S6 | 3.7/6 | 16/22 | \$1,384 | | VOLVO | | | | | |
| Tribute FWD | A-4 | 2.3/4 | 20/26 | \$1,133 | | XC 90 FWD | A-S6 | 3.2/6 | 14/20 | \$1,800 | P |
| | M-5 | 2.3/4 | 22/28 | \$1,038 | | SPORT UTILITY VEHICLE 4WD | | | | | |
| | A-4 | 3.0/6 | 18/24 | \$1,245 | | ACURA | | | | | |
| ► Tribute Hybrid 2WD | AV | 2.3/4 | 34/30 | \$779 | HEV | MDX 4WD | A-S5 | 3.7/6 | 15/20 | \$1,693 | P |
| MERCEDES-BENZ | | | | | | RDX 4WD | A-S5 | 2.3/4 | 17/22 | \$1,515 | P T |
| R350 | A-7 | 3.5/6 | 15/20 | \$1,693 | P | AUDI | | | | | |
| MERCURY | | | | | | Q7 | A-S6 | 3.6/6 | 14/20 | \$1,800 | P |
| Mariner FWD | A-4 | 2.3/4 | 20/26 | \$1,133 | | | A-S6 | 4.2/8 | 12/17 | \$2,056 | P |
| | A-4 | 3.0/6 | 18/24 | \$1,245 | | BMW | | | | | |
| ► Mariner Hybrid FWD | AV | 2.3/4 | 34/30 | \$779 | HEV | X3 3.0si | A-S6 | 3.0/6 | 17/24 | \$1,440 | P |
| Mountaineer 2WD | A-5 | 4.0/6 | 14/20 | \$1,556 | | | M-6 | 3.0/6 | 16/23 | \$1,515 | P |
| | A-6 | 4.6/8 | 13/20 | \$1,556 | | X5 3.0si | A-S6 | 3.0/6 | 15/21 | \$1,601 | P |

| | Trans Type/ Speeds | Eng Size/ Cylinders | MPG City / Hwy | Annual Fuel Cost | Notes | | Trans Type/ Speeds | Eng Size/ Cylinders | MPG City / Hwy | Annual Fuel Cost | Notes |
|------------------------|-----------------------|------------------------|-------------------|---------------------|-------|--------------------------|-----------------------|------------------------|-------------------|---------------------|-------|
| X5 4.8i | A-S6 | 4.8/8 | 14/19 | \$1,800 | P | Acadia AWD | A-6 | 3.6/6 | 16/22 | \$1,384 | |
| X6 xDrive35i | A-S6 | 3.0/6 | 15/20 | \$1,693 | P | Envoy 4WD | A-4 | 4.2/6 | 14/20 | \$1,556 | |
| X6 xDrive50i | A-S6 | 4.4/8 | 13/18 | \$1,921 | P T | | A-4 | 5.3/8 | 13/19 | \$1,556 | |
| BUICK | | | | | | Yukon 1500 4WD FFV | A-4 | 5.3/8 | 14/19 | \$1,556 | Gas |
| Enclave AWD | A-6 | 3.6/6 | 16/22 | \$1,384 | | | | | 11/14 | \$3,524 | E85 |
| CADILLAC | | | | | | Yukon 1500 Hybrid 4WD | AV | 6.0/8 | 20/20 | \$1,245 | HEV |
| Escalade AWD | A-6 | 6.2/8 | 12/18 | \$2,056 | P | Yukon Denali 1500 AWD | A-6 | 6.2/8 | 12/18 | \$2,056 | P |
| SRX AWD | A-S5 | 3.6/6 | 14/22 | \$1,464 | | Yukon XL 1500 4WD | A-4 | 6.0/8 | 12/17 | \$1,778 | |
| | A-S6 | 4.6/8 | 13/20 | \$1,921 | P | Yukon XL 1500 4WD FFV | A-4 | 5.3/8 | 14/19 | \$1,556 | Gas |
| CHEVROLET | | | | | | | | | 11/14 | \$3,524 | E85 |
| Avalanche 1500 4WD | A-4 | 6.0/8 | 12/17 | \$1,778 | | HONDA | | | | | |
| Avalanche 1500 4WD FFV | A-4 | 5.3/8 | 14/19 | \$1,556 | Gas | CR-V 4WD | A-5 | 2.4/4 | 20/26 | \$1,133 | |
| | | | 11/14 | \$3,524 | E85 | Element 4WD | A-5 | 2.4/4 | 19/24 | \$1,185 | |
| Equinox AWD | A-5 | 3.4/6 | 17/24 | \$1,310 | | | M-5 | 2.4/4 | 18/23 | \$1,245 | |
| | A-S6 | 3.6/6 | 16/24 | \$1,310 | | Pilot 4WD | A-5 | 3.5/6 | 15/20 | \$1,464 | |
| Suburban 1500 4WD | A-4 | 6.0/8 | 12/17 | \$1,778 | | HUMMER | | | | | |
| Suburban 1500 4WD FFV | A-4 | 5.3/8 | 14/19 | \$1,556 | Gas | H3 4WD | A-4 | 3.7/5 | 14/18 | \$1,661 | |
| | | | 11/14 | \$3,524 | E85 | | M-5 | 3.7/5 | 13/18 | \$1,661 | |
| Tahoe 1500 4WD FFV | A-4 | 5.3/8 | 14/19 | \$1,556 | Gas | | A-4 | 5.3/8 | 13/16 | \$1,778 | |
| | | | 11/14 | \$3,524 | E85 | HYUNDAI | | | | | |
| Tahoe Hybrid 4WD | AV | 6.0/8 | 20/20 | \$1,245 | HEV | Santa Fe 4WD | A-4 | 2.7/6 | 17/23 | \$1,310 | |
| Trailblazer 4WD | A-4 | 4.2/6 | 14/20 | \$1,556 | | | M-5 | 2.7/6 | 17/23 | \$1,310 | |
| | A-4 | 5.3/8 | 13/19 | \$1,556 | | | A-5 | 3.3/6 | 17/24 | \$1,310 | |
| Trailblazer AWD | A-4 | 6.0/8 | 12/16 | \$2,215 | P | Tucson 4WD | M-5 | 2.0/4 | 19/24 | \$1,185 | |
| CHRYSLER | | | | | | | A-4 | 2.7/6 | 17/23 | \$1,310 | |
| Aspen 4WD | A-5 | 4.7/8 | 13/17 | \$1,661 | | Veracruz 4WD | A-6 | 3.8/6 | 15/22 | \$1,384 | |
| | A-5 | 5.7/8 | 13/18 | \$1,661 | | INFINITI | | | | | |
| Aspen 4WD FFV | A-5 | 4.7/8 | 13/17 | \$1,661 | Gas | FX35 AWD | A-S5 | 3.5/6 | 15/20 | \$1,693 | P |
| | | | 9/12 | \$4,230 | E85 | FX45 AWD | A-S5 | 4.5/8 | 13/17 | \$2,056 | P |
| Pacifica AWD | A-6 | 4.0/6 | 14/22 | \$1,464 | | QX56 4WD | A-5 | 5.6/8 | 12/17 | \$2,056 | P |
| DODGE | | | | | | ISUZU | | | | | |
| Durango 4WD | A-5 | 4.7/8 | 13/17 | \$1,661 | | Ascender 5-passenger 4WD | A-4 | 4.2/6 | 14/20 | \$1,556 | |
| | A-5 | 5.7/8 | 13/18 | \$1,661 | | JEEP | | | | | |
| Durango 4WD FFV | A-5 | 4.7/8 | 13/17 | \$1,661 | Gas | Commander 4WD | A-5 | 3.7/6 | 14/19 | \$1,556 | |
| | | | 9/12 | \$4,230 | E85 | | A-5 | 5.7/8 | 13/17 | \$1,778 | |
| Magnum AWD | A-5 | 3.5/6 | 15/22 | \$1,384 | | Commander 4WD FFV | A-5 | 4.7/8 | 13/18 | \$1,778 | Gas |
| | A-5 | 5.7/8 | 15/22 | \$1,384 | | | | | 9/12 | \$4,230 | E85 |
| Nitro 4WD | A-4 | 3.7/6 | 15/21 | \$1,464 | | Compass 4WD | AV | 2.4/4 | 21/24 | \$1,133 | |
| | M-6 | 3.7/6 | 16/22 | \$1,384 | | | M-5 | 2.4/4 | 22/27 | \$1,038 | |
| | A-5 | 4.0/6 | 15/20 | \$1,464 | | Grand Cherokee 4WD | A-5 | 3.7/6 | 15/19 | \$1,464 | |
| FORD | | | | | | | A-5 | 5.7/8 | 13/18 | \$1,661 | |
| Edge AWD | A-6 | 3.5/6 | 15/22 | \$1,384 | | | A-5 | 6.1/8 | 11/14 | \$2,399 | P |
| Escape 4WD | A-4 | 2.3/4 | 19/24 | \$1,185 | | | A-5 | 3.0/6 | 17/22 | \$1,909 | D |
| | A-4 | 3.0/6 | 17/22 | \$1,310 | | Grand Cherokee 4WD FFV | A-5 | 4.7/8 | 14/19 | \$1,661 | Gas |
| Escape Hybrid 4WD | AV | 2.3/4 | 29/27 | \$889 | HEV | | | | 9/12 | \$4,230 | E85 |
| Explorer 4WD | A-5 | 4.0/6 | 13/19 | \$1,661 | | Liberty 4WD | A-4 | 3.7/6 | 15/21 | \$1,464 | |
| | A-6 | 4.6/8 | 13/19 | \$1,661 | | | M-6 | 3.7/6 | 16/22 | \$1,384 | |
| Taurus X AWD | A-6 | 3.5/6 | 15/22 | \$1,384 | | Patriot 4WD | AV | 2.4/4 | 20/22 | \$1,185 | |
| GMC | | | | | | | AV | 2.4/4 | 21/24 | \$1,133 | |
| | | | | | | | M-5 | 2.4/4 | 22/27 | \$1,038 | |

| | Trans Type/ Speeds | Eng Size/ Cylinders | MPG City / Hwy | Annual Fuel Cost | Notes | | Trans Type/ Speeds | Eng Size/ Cylinders | MPG City / Hwy | Annual Fuel Cost | Notes |
|----------------------|-----------------------|------------------------|-------------------|---------------------|-------|-------------------|-----------------------|------------------------|-------------------|---------------------|-------|
| Wrangler 4WD | A-4 | 3.8/6 | 15/19 | \$1,464 | | Outlander 4WD | AV | 2.4/4 | 20/25 | \$1,133 | |
| | M-6 | 3.8/6 | 15/19 | \$1,556 | | | A-S6 | 3.0/6 | 17/24 | \$1,245 | |
| KIA | | | | | | NISSAN | | | | | |
| Sorento 4WD | A-5 | 3.3/6 | 15/22 | \$1,464 | | Armada 4WD | A-5 | 5.6/8 | 12/17 | \$1,778 | |
| | A-5 | 3.8/6 | 15/20 | \$1,464 | | Armada 4WD FFV | A-5 | 5.6/8 | 12/17 | \$1,778 | Gas |
| Sportage 4WD | M-5 | 2.0/4 | 19/24 | \$1,185 | | | | | 9/13 | \$4,230 | E85 |
| | A-4 | 2.7/6 | 17/21 | \$1,310 | | Pathfinder 4WD | A-5 | 4.0/6 | 14/20 | \$1,800 | P |
| LAND ROVER | | | | | | | A-S5 | 5.6/8 | 12/18 | \$2,056 | P |
| LR2 | A-S6 | 3.2/6 | 15/22 | \$1,464 | | Rogue AWD | AV | 2.5/4 | 21/26 | \$1,083 | |
| LR3 | A-S6 | 4.4/8 | 12/17 | \$1,778 | | Xterra 4WD | A-5 | 4.0/6 | 14/20 | \$1,556 | |
| Range Rover | A-S6 | 4.2/8 | 12/18 | \$1,778 | S | | M-6 | 4.0/6 | 16/20 | \$1,464 | |
| | A-S6 | 4.4/8 | 12/18 | \$1,778 | | PONTIAC | | | | | |
| Range Rover Sport | A-S6 | 4.2/8 | 12/18 | \$1,778 | S | Torrent AWD | A-5 | 3.4/6 | 17/24 | \$1,310 | |
| | A-S6 | 4.4/8 | 12/18 | \$1,661 | | | A-S6 | 3.6/6 | 16/24 | \$1,310 | |
| LEXUS | | | | | | PORSCHE | | | | | |
| GX 470 | A-5 | 4.7/8 | 14/18 | \$1,921 | P | Cayenne | A-6 | 3.6/6 | 14/20 | \$1,800 | P |
| LX 570 | A-S6 | 5.7/8 | 12/18 | \$2,056 | P | | M-6 | 3.6/6 | 14/20 | \$1,800 | P |
| RX 350 4WD | A-S5 | 3.5/6 | 17/22 | \$1,515 | P | Cayenne GTS | A-6 | 4.8/8 | 13/18 | \$1,921 | P |
| | A-5 | 3.5/6 | 17/22 | \$1,515 | P | | M-6 | 4.8/8 | 11/17 | \$2,215 | P |
| RX 400h 4WD | AV | 3.3/6 | 26/24 | \$1,152 | HEV P | Cayenne S | A-6 | 4.8/8 | 13/19 | \$1,921 | P |
| | | | | | | Cayenne Turbo | A-6 | 4.8/8 | 12/19 | \$2,056 | P T |
| LINCOLN | | | | | | SAAB | | | | | |
| MKX AWD | A-6 | 3.5/6 | 15/22 | \$1,384 | | 9-7X AWD | A-4 | 4.2/6 | 14/20 | \$1,556 | |
| | | | | | | | A-4 | 5.3/8 | 13/19 | \$1,556 | |
| MAZDA | | | | | | | A-4 | 6.0/8 | 12/16 | \$2,215 | P |
| CX-7 4WD | A-S6 | 2.3/4 | 16/22 | \$1,601 | P T | SATURN | | | | | |
| CX-9 4WD | A-S6 | 3.7/6 | 15/21 | \$1,464 | | Outlook AWD | A-6 | 3.6/6 | 16/22 | \$1,384 | |
| Tribute 4WD | A-4 | 2.3/4 | 19/24 | \$1,185 | | Vue AWD | A-6 | 3.5/6 | 15/22 | \$1,464 | |
| | A-4 | 3.0/6 | 17/22 | \$1,310 | | | A-S6 | 3.6/6 | 16/22 | \$1,384 | |
| Tribute Hybrid 4WD | AV | 2.3/4 | 29/27 | \$889 | HEV | | A-6 | 3.6/6 | 16/22 | \$1,384 | |
| MERCEDES-BENZ | | | | | | SUBARU | | | | | |
| G 500 | A-7 | 5.0/8 | 12/15 | \$2,215 | P | Forester AWD | A-4 | 2.5/4 | 18/23 | \$1,440 | P T |
| G 55 AMG | A-5 | 5.4/8 | 11/13 | \$2,399 | P S | | A-4 | 2.5/4 | 20/26 | \$1,133 | |
| GL320 CDI 4matic | A-7 | 3.0/6 | 18/24 | \$1,815 | D T | | M-5 | 2.5/4 | 20/27 | \$1,133 | |
| GL450 4matic | A-7 | 4.6/8 | 13/18 | \$1,921 | P | Outback Wagon AWD | M-5 | 2.5/4 | 19/25 | \$1,371 | P T |
| GL550 4matic | A-7 | 5.5/8 | 13/17 | \$2,056 | P | | A-S4 | 2.5/4 | 20/26 | \$1,133 | |
| ML320 CDI 4matic | A-7 | 3.0/6 | 18/24 | \$1,728 | D T | | A-S5 | 2.5/4 | 18/24 | \$1,440 | P T |
| ML350 4matic | A-7 | 3.5/6 | 15/20 | \$1,693 | P | | M-5 | 2.5/4 | 18/24 | \$1,440 | P T |
| ML550 4matic | A-7 | 5.5/8 | 13/18 | \$1,921 | P | | M-5 | 2.5/4 | 19/26 | \$1,133 | |
| ML63 AMG | A-S7 | 6.2/8 | 11/14 | \$2,399 | P | | A-S5 | 3.0/6 | 17/24 | \$1,440 | P |
| R320 CDI 4matic | A-7 | 3.0/6 | 18/24 | \$1,728 | D T | Tribeca AWD | A-S5 | 3.6/6 | 16/21 | \$1,384 | |
| R350 4matic | A-7 | 3.5/6 | 15/19 | \$1,800 | P | | | | | | |
| MERCURY | | | | | | SUZUKI | | | | | |
| Mariner 4WD | A-4 | 2.3/4 | 19/24 | \$1,185 | | Grand Vitara AWD | A-5 | 2.7/6 | 17/21 | \$1,310 | |
| | A-4 | 3.0/6 | 17/22 | \$1,310 | | | M-5 | 2.7/6 | 16/21 | \$1,384 | |
| Mariner Hybrid 4WD | AV | 2.3/4 | 29/27 | \$889 | HEV | XL7 AWD | A-S5 | 3.6/6 | 15/22 | \$1,384 | |
| Mountaineer 4WD | A-5 | 4.0/6 | 13/19 | \$1,661 | | | | | | | |
| | A-6 | 4.6/8 | 13/19 | \$1,661 | | TOYOTA | | | | | |
| MITSUBISHI | | | | | | 4Runner 4WD | A-5 | 4.0/6 | 16/20 | \$1,464 | |
| Endeavor AWD | A-S4 | 3.8/6 | 15/19 | \$1,693 | P | | A-5 | 4.7/8 | 14/17 | \$1,661 | |

| | Trans Type/ Speeds | Eng Size/ Cylinders | MPG City / Hwy | Annual Fuel Cost | Notes |
|------------------------|-----------------------|------------------------|-------------------|---------------------|-------|
| FJ Cruiser 4WD | A-5 | 4.0/6 | 16/20 | \$1,693 | P |
| | M-6 | 4.0/6 | 15/18 | \$1,800 | P |
| Highlander 4WD | A-S5 | 3.5/6 | 17/23 | \$1,310 | |
| Highlander Hybrid 4WD | AV | 3.3/6 | 27/25 | \$959 | HEV |
| Land Cruiser Wagon 4WD | A-S6 | 5.7/8 | 13/18 | \$1,661 | |
| RAV4 4WD | A-4 | 2.4/4 | 20/25 | \$1,133 | |
| | A-5 | 3.5/6 | 19/26 | \$1,185 | |
| Sequoia 4WD | A-S5 | 4.7/8 | 13/16 | \$1,778 | |
| | A-S6 | 5.7/8 | 13/18 | \$1,661 | |
| VOLKSWAGEN | | | | | |
| Touareg | A-S6 | 3.6/6 | 14/20 | \$1,800 | P |
| | A-S6 | 4.2/8 | 12/17 | \$2,056 | P |
| | A-S6 | 5.0/10 | 15/20 | \$2,134 | D T |
| VOLVO | | | | | |
| XC 70 AWD | A-S6 | 3.2/6 | 15/22 | \$1,693 | P |
| XC 90 AWD | A-S6 | 3.2/6 | 14/20 | \$1,800 | P |
| | A-S6 | 4.4/8 | 13/19 | \$1,921 | P |

DIESEL VEHICLES

Diesel-powered vehicles typically get 30-35% more miles per gallon than comparable vehicles by gasoline. Diesel engines are inherently more energy efficient, and diesel fuel contains 10% more energy per gallon than gasoline. In addition, new advances in diesel engine technology have improved performance, reduced engine noise and fuel odor, and decreased emissions of harmful air pollutants. New ultra-low sulfur diesel fuels now available also reduce emissions from these vehicles.

Annual fuel costs below are estimated assuming 15,000 miles of travel each year (55% city and 45% highway) and a diesel fuel cost of \$2.42 per gallon.

| | Transmission Type/Speeds | Engine Size/ Cylinders | MPG City/Highway | Annual Fuel cost | Notes |
|----------------------------------|-----------------------------|---------------------------|---------------------|---------------------|-------|
| MIDSIZE CARS | | | | | |
| MERCEDES-BENZ | | | | | |
| E320 Bluetec | A-7 | 3.0/6 | 23/32 | \$1,398 | D T |
| SPORT UTILITY VEHICLE 2WD | | | | | |
| JEEP | | | | | |
| Grand Cherokee 2WD | A-5 | 3.0/6 | 18/23 | \$1,815 | D |
| SPORT UTILITY VEHICLE 4WD | | | | | |
| JEEP | | | | | |
| Grand Cherokee 4WD | A-5 | 3.0/6 | 17/22 | \$1,909 | D |
| MERCEDES-BENZ | | | | | |
| GL320 CDI 4matic | A-7 | 3.0/6 | 18/24 | \$1,815 | D T |
| ML320 CDI 4matic | A-7 | 3.0/6 | 18/24 | \$1,728 | D T |
| R320 CDI 4matic | A-7 | 3.0/6 | 18/24 | \$1,728 | D T |
| VOLKSWAGEN | | | | | |
| Touareg | A-S6 | 5.0/10 | 15/20 | \$2,134 | D T |

HYBRID-ELECTRIC VEHICLES

It's no accident the most fuel-efficient vehicles in some classes for the 2008 model year are hybrid-electric vehicles (HEVs). Hybrids combine the best features of the internal combustion engine with an electric motor and can significantly improve fuel economy without sacrificing performance or driving range. HEVs may also be configured to provide increased performance or provide electrical power to auxiliary loads such as power tools.

HEVs are primarily propelled by an internal combustion engine, just like conventional vehicles. However, they also convert energy normally wasted during coasting and braking into electricity which is stored in a battery until needed by the electric motor. The electric motor assists the engine when accelerating or hill climbing and at low speeds where internal combustion engines are least

efficient. Unlike all-electric vehicles, HEVs now being offered do not need to be plugged into an external source of electricity to be recharged; conventional gasoline and regenerative braking provide all the energy the vehicle needs.

Potential buyers should also be aware that the federal government is currently offering tax incentives for HEVs. Some states also offer incentives. Additional information on HEVs, including tax incentives, can be found at www.fueleconomy.gov.

Annual fuel cost is estimated assuming 15,000 miles of travel each year (55% city and 45% highway) and a gasoline fuel cost of 1.66 per gallon (regular unleaded).

| | Trans Type / Speeds | Eng Size / Cylinders | MPG / City / Hwy | Annual Fuel Cost | Battery Size / Type | Notes |
|----------------------------------|---------------------|----------------------|------------------|------------------|---------------------|-------|
| COMPACT CARS | | | | | | |
| HONDA | | | | | | |
| Civic Hybrid | AV | 1.3/4 | 40/45 | \$593 | 158V Ni-MH | |
| LEXUS | | | | | | |
| GS 450h | A-S6 | 3.5/6 | 22/25 | \$1,253 | 288V Ni-MH | P |
| MIDSIZE CARS | | | | | | |
| CHEVROLET | | | | | | |
| Malibu Hybrid | A-4 | 2.4/4 | 24/32 | \$921 | 36V Ni-MH | |
| LEXUS | | | | | | |
| LS 600h L | A-S8 | 5.0/8 | 20/22 | \$1,371 | 288V Ni-MH | P |
| NISSAN | | | | | | |
| Altima Hybrid | AV | 2.5/4 | 35/33 | \$732 | 245V Ni-MH | |
| SATURN | | | | | | |
| Aura Hybrid | A-4 | 2.4/4 | 24/32 | \$921 | 36V Ni-MH | |
| TOYOTA | | | | | | |
| Camry Hybrid | AV | 2.4/4 | 33/34 | \$732 | 245V Ni-MH | |
| Prius | AV | 1.5/4 | 48/45 | \$540 | 202V Ni-MH | |
| SPORT UTILITY VEHICLE 2WD | | | | | | |
| CHEVROLET | | | | | | |
| Tahoe Hybrid 2WD | AV | 6.0/8 | 21/22 | \$1,185 | 288V Ni-MH | |
| FORD | | | | | | |
| Escape Hybrid FWD | AV | 2.3/4 | 34/30 | \$779 | 330V Ni-MH | |
| GMC | | | | | | |
| Yukon 1500 Hybrid 2WD | AV | 6.0/8 | 21/22 | \$1,185 | 288V Ni-MH | |

| | Trans Type / Speeds | Eng Size / Cylinders | MPG / City / Hwy | Annual Fuel Cost | Battery Size / Type | Notes |
|----------------------------------|---------------------|----------------------|------------------|------------------|---------------------|-------|
| LEXUS | | | | | | |
| RX 400h 2WD | AV | 3.3/6 | 27/24 | \$1,152 | 288V Ni-MH | P |
| MAZDA | | | | | | |
| Tribute Hybrid 2WD | AV | 2.3/4 | 34/30 | \$779 | 330V Ni-MH | |
| MERCURY | | | | | | |
| Mariner Hybrid FWD | AV | 2.3/4 | 34/30 | \$779 | 330V Ni-MH | |
| SATURN | | | | | | |
| Vue Hybrid | A-4 | 2.4/4 | 25/32 | \$889 | 36V Ni-MH | |
| SPORT UTILITY VEHICLE 4WD | | | | | | |
| CHEVROLET | | | | | | |
| Tahoe Hybrid 4WD | AV | 6.0/8 | 20/20 | \$1,245 | 288V Ni-MH | |
| FORD | | | | | | |
| Escape Hybrid 4WD | AV | 2.3/4 | 29/27 | \$889 | 330V Ni-MH | |
| GMC | | | | | | |
| Yukon 1500 Hybrid 4WD | AV | 6.0/8 | 20/20 | \$1,245 | 288V Ni-MH | |
| LEXUS | | | | | | |
| RX 400h 4WD | AV | 3.3/6 | 26/24 | \$1,152 | 288V Ni-MH | P |
| MAZDA | | | | | | |
| Tribute Hybrid 4WD | AV | 2.3/4 | 29/27 | \$889 | 330V Ni-MH | |
| MERCURY | | | | | | |
| Mariner Hybrid 4WD | AV | 2.3/4 | 29/27 | \$889 | 330V Ni-MH | |
| TOYOTA | | | | | | |
| Highlander Hybrid 4WD | AV | 3.3/6 | 27/25 | \$959 | 288V Ni-MH | |

ETHANOL FLEXIBLE-FUEL VEHICLES

This section contains the fuel economy and driving range values for ethanol flexible-fuel vehicles (FFVs). These vehicles are designed to operate on gasoline, E85 (a mixture of 85% ethanol and 15% gasoline), or any mixture of the two fuels. Annual fuel cost is estimated assuming 15,000 miles of travel each year (55% city and 45% highway) and an average fuel cost of \$2.82 per gallon for E85, \$1.66 per gallon for regular unleaded gasoline, and \$1.92 per gallon for premium unleaded gasoline. The price of ethanol is highly variable from region to region; it is typically lower in the midwestern United States and higher in other areas. Therefore, actual consumer experience may differ significantly from the annual fuel cost estimate presented here.

Fuel economy and driving range values are shown for both gasoline and E85. When operating your FFV on mixtures of gasoline and E85, such as when alternating between using these fuels, your driving range and fuel economy values will be somewhere between those listed for the two fuels, depending on the actual percentage of gasoline and E85 in the tank.

| | Trans Type / Speeds | Eng Size / Cylinders | MPG / City / Hwy | Annual Fuel Cost | Fuel | Range (miles) |
|-----------------------------------|------------------------|-------------------------|---------------------|---------------------|------|------------------|
| SUBCOMPACT CARS | | | | | | |
| CHRYSLER | | | | | | |
| Sebring Convertible | A-4 | 2.7/6 | 18/26 | \$1,185 | Gas | 350 |
| | | | 13/19 | \$2,821 | E85 | 250 |
| COMPACT CARS | | | | | | |
| MERCEDES-BENZ | | | | | | |
| C300 | A-7 | 3.0/6 | 18/25 | \$1,371 | Gas | 440 |
| | | | 13/19 | \$2,821 | E85 | 320 |
| MIDSIZE CARS | | | | | | |
| CHRYSLER | | | | | | |
| Sebring | A-4 | 2.7/6 | 19/27 | \$1,133 | Gas | 370 |
| | | | 13/20 | \$2,644 | E85 | 270 |
| DODGE | | | | | | |
| Avenger | A-4 | 2.7/6 | 19/27 | \$1,133 | Gas | 370 |
| | | | 13/20 | \$2,644 | E85 | 270 |
| LARGE CARS | | | | | | |
| CHEVROLET | | | | | | |
| Impala | A-4 | 3.5/6 | 18/29 | \$1,133 | Gas | 320/510 |
| | | | 14/21 | \$2,644 | E85 | 250/370 |
| Impala | A-4 | 3.9/6 | 18/28 | \$1,185 | Gas | 320/500 |
| | | | 13/20 | \$2,644 | E85 | 230/350 |
| FORD | | | | | | |
| Crown Victoria FFV | A-4 | 4.6/8 | 15/23 | \$1,384 | Gas | 340 |
| | | | 11/16 | \$3,253 | E85 | 250 |
| LINCOLN | | | | | | |
| Town Car | A-4 | 4.6/8 | 15/23 | \$1,384 | Gas | 340 |
| | | | 11/16 | \$3,253 | E85 | 250 |
| MERCURY | | | | | | |
| Grand Marquis FFV | A-4 | 4.6/8 | 15/23 | \$1,384 | Gas | 340 |
| | | | 11/16 | \$3,253 | E85 | 250 |
| STANDARD PICKUP TRUCKS 2WD | | | | | | |
| CHEVROLET | | | | | | |
| Silverado C15 2WD | A-4 | 5.3/8 | 15/20 | \$1,464 | Gas | 390/540 |
| | | | 11/15 | \$3,253 | E85 | 290/410 |
| DODGE | | | | | | |
| Dakota Pickup 2WD | A-5 | 4.7/8 | 14/19 | \$1,661 | Gas | 330 |
| | | | 9/12 | \$4,230 | E85 | 240 |
| Ram 1500 Pickup 2WD | A-5 | 4.7/8 | 13/18 | \$1,661 | Gas | 330 |
| | | | 9/12 | \$4,230 | E85 | 240 |
| Ram 1500 Pickup 2WD | M-6 | 4.7/8 | 13/17 | \$1,778 | Gas | 360 |
| | | | 9/12 | \$4,230 | E85 | 290 |

| | Trans Type / Speeds | Eng Size / Cylinders | MPG / City / Hwy | Annual Fuel Cost | Fuel | Range (miles) |
|-----------------------------------|------------------------|-------------------------|---------------------|---------------------|------|------------------|
| FORD | | | | | | |
| F150 Pickup FFV 2WD | A-4 | 5.4/8 | 13/18 | \$1,661 | Gas | 390 |
| | | | 10/13 | \$3,845 | E85 | 290 |
| F150 STX SE FFV 2WD | A-4 | 5.4/8 | 14/19 | \$1,661 | Gas | 390/400 |
| | | | 10/14 | \$3,524 | E85 | 310/320 |
| GMC | | | | | | |
| Sierra C15 2WD | A-4 | 5.3/8 | 15/20 | \$1,464 | Gas | 390/540 |
| | | | 11/15 | \$3,253 | E85 | 290/410 |
| MITSUBISHI | | | | | | |
| Raider Pickup 2WD | A-5 | 4.7/8 | 14/19 | \$1,661 | Gas | 330 |
| | | | 9/12 | \$4,230 | E85 | 240 |
| NISSAN | | | | | | |
| Titan 2WD | A-5 | 5.6/8 | 12/17 | \$1,778 | Gas | 390/520 |
| | | | 9/13 | \$4,230 | E85 | 280/370 |
| STANDARD PICKUP TRUCKS 4WD | | | | | | |
| CHEVROLET | | | | | | |
| Silverado K15 4WD | A-4 | 5.3/8 | 14/19 | \$1,556 | Gas | 390/540 |
| | | | 11/14 | \$3,524 | E85 | 290/410 |
| DODGE | | | | | | |
| Dakota Pickup 4WD | A-5 | 4.7/8 | 14/19 | \$1,661 | Gas | 330 |
| | | | 9/12 | \$4,230 | E85 | 240 |
| Ram 1500 Pickup 4WD | A-5 | 4.7/8 | 13/17 | \$1,661 | Gas | 330 |
| | | | 9/12 | \$4,230 | E85 | 240 |
| Ram 1500 Pickup 4WD | M-6 | 4.7/8 | 12/16 | \$1,778 | Gas | 360 |
| | | | 9/12 | \$4,230 | E85 | 290 |
| FORD | | | | | | |
| F150 Pickup FFV 4WD | A-4 | 5.4/8 | 13/17 | \$1,661 | Gas | 390 |
| | | | 9/12 | \$4,230 | E85 | 260 |
| GMC | | | | | | |
| Sierra K15 4WD | A-4 | 5.3/8 | 14/19 | \$1,556 | Gas | 390/540 |
| | | | 11/14 | \$3,524 | E85 | 290/410 |
| MITSUBISHI | | | | | | |
| Raider Pickup 4WD | A-5 | 4.7/8 | 14/19 | \$1,661 | Gas | 330 |
| | | | 9/12 | \$4,230 | E85 | 240 |
| NISSAN | | | | | | |
| Titan 4WD | A-5 | 5.6/8 | 12/17 | \$1,778 | Gas | 390/520 |
| | | | 9/12 | \$4,230 | E85 | 280/370 |
| VANS, CARGO TYPE | | | | | | |
| CHEVROLET | | | | | | |
| Van 15/25 2WD Conversion | A-4 | 5.3/8 | 12/16 | \$1,778 | Gas | 430/470 |
| | | | 9/12 | \$4,230 | E85 | 310/340 |

| | Trans Type / Speeds | Eng Size / Cylinders | MPG / City / Hwy | Annual Fuel Cost | Fuel | Range (miles) |
|-------------------------|------------------------|-------------------------|---------------------|---------------------|------|------------------|
| Van 1500 AWD Conversion | A-4 | 5.3/8 | 12/16 | \$1,778 | Gas | 440/470 |
| | | | 9/12 | \$4,230 | E85 | 310/340 |
| Van 1500/2500 2WD | A-4 | 5.3/8 | 14/18 | \$1,661 | Gas | 430/470 |
| | | | 10/13 | \$3,845 | E85 | 310/340 |
| Van 1500/2500 AWD | A-4 | 5.3/8 | 13/17 | \$1,661 | Gas | 440/470 |
| | | | 10/12 | \$3,845 | E85 | 310/340 |

GMC

| | | | | | | |
|-------------------------------------|-----|-------|-------|---------|-----|---------|
| Savana 15/25 2WD Conversion (cargo) | A-4 | 5.3/8 | 12/16 | \$1,778 | Gas | 430/470 |
| | | | 9/12 | \$4,230 | E85 | 310/340 |
| Savana 1500 AWD Conversion (cargo) | A-4 | 5.3/8 | 12/16 | \$1,778 | Gas | 440/470 |
| | | | 9/12 | \$4,230 | E85 | 310/340 |
| Savana 1500/2500 2WD (cargo) | A-4 | 5.3/8 | 14/18 | \$1,661 | Gas | 430/470 |
| | | | 10/13 | \$3,845 | E85 | 310/340 |
| Savana 1500/2500 AWD (cargo) | A-4 | 5.3/8 | 13/17 | \$1,661 | Gas | 440/470 |
| | | | 10/12 | \$3,845 | E85 | 310/340 |

VANS, PASSENGER TYPE

CHEVROLET

| | | | | | | |
|-----------------------|-----|-------|-------|---------|-----|---------|
| Express 1500 AWD | A-4 | 5.3/8 | 12/16 | \$1,778 | Gas | 440/470 |
| | | | 9/12 | \$4,230 | E85 | 310/340 |
| Express 1500/2500 2WD | A-4 | 5.3/8 | 12/16 | \$1,778 | Gas | 430/470 |
| | | | 9/12 | \$4,230 | E85 | 310/340 |

GMC

| | | | | | | |
|----------------------------------|-----|-------|-------|---------|-----|---------|
| Savana 1500 AWD (Passenger) | A-4 | 5.3/8 | 12/16 | \$1,778 | Gas | 440/470 |
| | | | 9/12 | \$4,230 | E85 | 310/340 |
| Savana 1500/2500 2WD (Passenger) | A-4 | 5.3/8 | 12/16 | \$1,778 | Gas | 430/470 |
| | | | 9/12 | \$4,230 | E85 | 310/340 |

MINIVAN 2WD

CHEVROLET

| | | | | | | |
|--------------|-----|-------|-------|---------|-----|---------|
| Uplander FWD | A-4 | 3.9/6 | 16/23 | \$1,310 | Gas | 320-570 |
| | | | 12/17 | \$3,020 | E85 | 240-420 |

CHRYSLER

| | | | | | | |
|------------------|-----|-------|-------|---------|-----|-----|
| Town and Country | A-4 | 3.3/6 | 17/24 | \$1,310 | Gas | 380 |
| | | | 11/17 | \$3,253 | E85 | 260 |

DODGE

| | | | | | | |
|-------------|-----|-------|-------|---------|-----|-----|
| Caravan 2WD | A-4 | 3.3/6 | 17/24 | \$1,310 | Gas | 380 |
| | | | 11/17 | \$3,253 | E85 | 260 |

SPORT UTILITY VEHICLE 2WD

CHEVROLET

| | | | | | | |
|--------------------|-----|-------|-------|---------|-----|---------|
| Avalanche 1500 2WD | A-4 | 5.3/8 | 14/20 | \$1,556 | Gas | 390/540 |
| | | | 11/15 | \$3,524 | E85 | 290/410 |
| Suburban 1500 2WD | A-4 | 5.3/8 | 14/20 | \$1,556 | Gas | 390/540 |
| | | | 11/15 | \$3,524 | E85 | 290/410 |
| Tahoe 1500 2WD | A-4 | 5.3/8 | 14/20 | \$1,556 | Gas | 390/540 |
| | | | 11/15 | \$3,524 | E85 | 290/410 |

CHRYSLER

| | | | | | | |
|-----------|-----|-------|-------|---------|-----|-----|
| Aspen 2WD | A-5 | 4.7/8 | 14/19 | \$1,661 | Gas | 330 |
| | | | 9/12 | \$4,230 | E85 | 240 |

DODGE

| | | | | | | |
|-------------|-----|-------|-------|---------|-----|-----|
| Durango 2WD | A-5 | 4.7/8 | 14/19 | \$1,661 | Gas | 330 |
|-------------|-----|-------|-------|---------|-----|-----|

| | Trans Type / Speeds | Eng Size / Cylinders | MPG / City / Hwy | Annual Fuel Cost | Fuel | Range (miles) |
|--|------------------------|-------------------------|---------------------|---------------------|------|------------------|
|--|------------------------|-------------------------|---------------------|---------------------|------|------------------|

| | | | | | | |
|--|--|--|------|---------|-----|-----|
| | | | 9/12 | \$4,230 | E85 | 240 |
|--|--|--|------|---------|-----|-----|

GMC

| | | | | | | |
|-------------------|-----|-------|-------|---------|-----|---------|
| Yukon 1500 2WD | A-4 | 5.3/8 | 14/20 | \$1,556 | Gas | 390/540 |
| | | | 11/15 | \$3,524 | E85 | 290/410 |
| Yukon XL 1500 2WD | A-4 | 5.3/8 | 14/20 | \$1,556 | Gas | 390/540 |
| | | | 11/15 | \$3,524 | E85 | 290/410 |

JEEP

| | | | | | | |
|--------------------|-----|-------|-------|---------|-----|-----|
| Commander 2WD | A-5 | 4.7/8 | 14/19 | \$1,661 | Gas | 340 |
| | | | 9/13 | \$4,230 | E85 | 230 |
| Grand Cherokee 2WD | A-5 | 4.7/8 | 14/19 | \$1,661 | Gas | 340 |
| | | | 9/13 | \$4,230 | E85 | 230 |

NISSAN

| | | | | | | |
|------------|-----|-------|-------|---------|-----|-----|
| Armada 2WD | A-5 | 5.6/8 | 12/18 | \$1,778 | Gas | 390 |
| | | | 9/13 | \$4,230 | E85 | 280 |

SPORT UTILITY VEHICLE 4WD

CHEVROLET

| | | | | | | |
|--------------------|-----|-------|-------|---------|-----|---------|
| Avalanche 1500 4WD | A-4 | 5.3/8 | 14/19 | \$1,556 | Gas | 390/540 |
| | | | 11/14 | \$3,524 | E85 | 290/410 |
| Suburban 1500 4WD | A-4 | 5.3/8 | 14/19 | \$1,556 | Gas | 390/540 |
| | | | 11/14 | \$3,524 | E85 | 290/410 |
| Tahoe 1500 4WD | A-4 | 5.3/8 | 14/19 | \$1,556 | Gas | 390/540 |
| | | | 11/14 | \$3,524 | E85 | 290/410 |

CHRYSLER

| | | | | | | |
|-----------|-----|-------|-------|---------|-----|-----|
| Aspen 4WD | A-5 | 4.7/8 | 13/17 | \$1,661 | Gas | 330 |
| | | | 9/12 | \$4,230 | E85 | 240 |

DODGE

| | | | | | | |
|-------------|-----|-------|-------|---------|-----|-----|
| Durango 4WD | A-5 | 4.7/8 | 13/17 | \$1,661 | Gas | 330 |
| | | | 9/12 | \$4,230 | E85 | 240 |

GMC

| | | | | | | |
|-------------------|-----|-------|-------|---------|-----|---------|
| Yukon 1500 4WD | A-4 | 5.3/8 | 14/19 | \$1,556 | Gas | 390/540 |
| | | | 11/14 | \$3,524 | E85 | 290/410 |
| Yukon XL 1500 4WD | A-4 | 5.3/8 | 14/19 | \$1,556 | Gas | 390/540 |
| | | | 11/14 | \$3,524 | E85 | 290/410 |

JEEP

| | | | | | | |
|--------------------|-----|-------|-------|---------|-----|-----|
| Commander 4WD | A-5 | 4.7/8 | 13/18 | \$1,778 | Gas | 340 |
| | | | 9/12 | \$4,230 | E85 | 230 |
| Grand Cherokee 4WD | A-5 | 4.7/8 | 14/19 | \$1,661 | Gas | 340 |
| | | | 9/12 | \$4,230 | E85 | 230 |

NISSAN

| | | | | | | |
|------------|-----|-------|-------|---------|-----|-----|
| Armada 4WD | A-5 | 5.6/8 | 12/17 | \$1,778 | Gas | 390 |
| | | | 9/13 | \$4,230 | E85 | 280 |

COMPRESSED NATURAL GAS VEHICLES

This section supplies the driving range and fuel economy values for vehicles that operate on compressed natural gas (CNG). CNG fuel is normally dispensed in "equivalent gallons", where one equivalent gallon is equal to 121.5 cubic feet of CNG. Therefore, the fuel economy values are shown in miles per gallon-equivalent. Annual fuel cost estimates are based on an average fuel price of \$2.55 per gasoline equivalent gallon of CNG. The driving range is shown in miles and represents the distance the vehicle can travel on a full tank (or tanks) of fuel during combined city and highway driving (55% city and 45% highway).

The federal government is currently offering tax incentives for some CNG vehicles. Some states also offer incentives. For more information, visit www.fueleconomy.gov.

| | Transmission Type | Engine Size/ Cylinders | MPG City/Highway | Annual Fuel cost | Fuel | Range (miles) |
|------------------------|-------------------|---------------------------|---------------------|---------------------|------|------------------|
| SUBCOMPACT CARS | | | | | | |
| HONDA | | | | | | |
| Civic CNG | A-5 | 1.8/4 | 24/36 | \$1,366 | CNG | 170 |

INDEX

| | Interior Volume (cu.ft.) | | | | Pg | | Interior Volume (cu.ft.) | | | | Pg | | Interior Volume (cu.ft.) | | | | Pg | | | | | | | | | | | | | | |
|-------------------------|--------------------------|-----|--------|--|-------|-------------------------|--------------------------|-------|-------|--|----|----------------|--------------------------|-------|-------------------------|-----------------------|----|--|--|--|--|--|--|--|--|--|--|--|-------|-------|-------|
| | Passenger | | Cargo | | | | Passenger | | Cargo | | | | Passenger | | Cargo | | | | | | | | | | | | | | | | |
| | 2dr | 4dr | Hatch | | | | 2dr | 4dr | Hatch | | | | 2dr | 4dr | Hatch | | | | | | | | | | | | | | | | |
| Van 1500 AWD Conversion | | | | | 16 | Edge AWD | | | | | | | | | 19 | Yukon 1500 Hybrid 4WD | | | | | | | | | | | | | 19,23 | | |
| Van 1500/2500 2WD | | | | | 16,25 | Edge FWD | | | | | | | | | 17 | Yukon Denali 1500 AWD | | | | | | | | | | | | | 19 | | |
| Van 1500/2500 AWD | | | | | 16,25 | Escape 4WD | | | | | | | | | 19 | Yukon XL 1500 2WD | | | | | | | | | | | | | 17,25 | | |
| CHRYSLER | | | | | | Escape FWD | | | | | | | | 17 | Yukon XL 1500 4WD | | | | | | | | | | | | | | 19,25 | | |
| 300 AWD | | | 104/18 | | 12 | Escape Hybrid 4WD | | | | | | | | 19,23 | HONDA | | | | | | | | | | | | | | | | |
| 300/SRT-8 | | | 104/18 | | 12 | Escape Hybrid FWD | | | | | | | | 17,23 | Expedition 2WD | | | | | | | | | | | | | | | 17 | |
| Aspen 2WD | | | | | 17,25 | Expedition 4WD | | | | | | | | 17 | Explorer 2WD | | | | | | | | | | | | | | | 17 | |
| Aspen 4WD | | | | | 19,25 | Explorer 4WD | | | | | | | | 19 | Explorer 4WD | | | | | | | | | | | | | | | 19 | |
| Crossfire Coupe | | | | | 5 | Explorer Sport Trac 2WD | | | | | | | | 14 | Explorer Sport Trac 4WD | | | | | | | | | | | | | | | 15 | |
| Crossfire Roadster | | | | | 5 | F150 Pickup 2WD | | | | | | | | 14 | F150 Pickup 4WD | | | | | | | | | | | | | | | 15 | |
| Pacifica AWD | | | | | 19 | F150 Pickup FFV 2WD | | | | | | | | 14,24 | F150 Pickup FFV 4WD | | | | | | | | | | | | | | | 15,24 | |
| Pacifica FWD | | | | | 17 | F150 STX SE 2WD | | | | | | | | 14 | F150 STX SE FFV 2WD | | | | | | | | | | | | | | | 14,24 | |
| PT Cruiser | | | | | 17 | Focus | 93/14 | 93/14 | | | | | | 8 | Fusion | | | | | | | | | | | | | | | 8 | |
| PT Cruiser Convertible | | | 95/8 | | 8 | Fusion AWD | | | | | | | | 10 | Mustang | 85/13 | | | | | | | | | | | | | | 7 | |
| Sebring | | | 94/16 | | 10,24 | Ranger Pickup 2WD | | | | | | | | 13 | Ranger Pickup 4WD | | | | | | | | | | | | | | | 14 | |
| Sebring AWD | | | 94/16 | | 10 | Taurus AWD | | | | | | | | 12 | Taurus AWD | 108/21 | | | | | | | | | | | | | | 12 | |
| Sebring Convertible | | | 88/11 | | 7,24 | Taurus FWD | | | | | | | | 12 | Taurus X AWD | 108/21 | | | | | | | | | | | | | | 19 | |
| Town and Country | | | | | 16,25 | Taurus X FWD | | | | | | | | 17 | GMC | | | | | | | | | | | | | | | | |
| DODGE | | | | | | Acadia AWD | | | | | | | | 19 | Acadia FWD | | | | | | | | | | | | | | | 17 | |
| Avenger | | | 94/16 | | 10,24 | Canyon 2WD | | | | | | | | 14 | Canyon 4WD | | | | | | | | | | | | | | | 14 | |
| Avenger AWD | | | 94/16 | | 10 | Canyon Crew Cab 2WD | | | | | | | | 14 | Canyon Crew Cab 4WD | | | | | | | | | | | | | | | 14 | |
| Caliber | | | 87/15 | | 13 | Envoy 2WD | | | | | | | | 17 | Envoy 4WD | | | | | | | | | | | | | | | | 19 |
| Caliber AWD | | | 87/15 | | 10 | Sierra C15 2WD | | | | | | | | 15,24 | Sierra K15 4WD | | | | | | | | | | | | | | | | 15,24 |
| Caravan 2WD | | | | | 16,25 | Sierra K15 AWD | | | | | | | | 15 | Yukon 1500 2WD | | | | | | | | | | | | | | | | 17,25 |
| Challenger | | | 94/16 | | 10 | Yukon 1500 4WD | | | | | | | | 25 | Yukon 1500 Hybrid 2WD | | | | | | | | | | | | | | | | 17,23 |
| Charger | | | 104/16 | | 12 | HUMMER | | | | | | HYUNDAI | | | | | | | | | | | | | | | | | | | |
| Charger AWD | | | 104/16 | | 12 | H3 4WD | | | | | | | | 19 | Accent | | | | | | | | | | | | | | | 9 | |
| Dakota Pickup 2WD | | | | | 14,24 | INFINITI | | | | | | Azera | | | | | | | | | | | | | | | | | | | |
| Dakota Pickup 4WD | | | | | 15,24 | EX35 | | | | | | 92/12 92/16 | | | | | | | | | | | | | | | | | | | |
| Durango 2WD | | | | | 17,25 | FX35 AWD | | | | | | 107/17 | | | | | | | | | | | | | | | | | | | |
| Durango 4WD | | | | | 19,25 | FX35 RWD | | | | | | 98/14 | | | | | | | | | | | | | | | | | | | |
| Magnum | | | | | 17 | FX45 AWD | | | | | | Entourage | | | | | | | | | | | | | | | | | | | |
| Magnum AWD | | | | | 19 | G35 | | | | | | Santa Fe 2WD | | | | | | | | | | | | | | | | | | | |
| Nitro 2WD | | | | | 17 | G35x | | | | | | Santa Fe 4WD | | | | | | | | | | | | | | | | | | | |
| Nitro 4WD | | | | | 19 | G37 Coupe | | | | | | 105/16 | | | | | | | | | | | | | | | | | | | |
| Ram 1500 Pickup 2WD | | | | | 14,24 | M35 | | | | | | 81/15 | | | | | | | | | | | | | | | | | | | |
| Ram 1500 Pickup 4WD | | | | | 15,24 | M35x | | | | | | 103/23 | | | | | | | | | | | | | | | | | | | |
| Viper Convertible | | | | | 5 | M45 | | | | | | 103/23 | | | | | | | | | | | | | | | | | | | |
| Viper Coupe | | | | | 5 | M45x | | | | | | Veracruz 2WD | | | | | | | | | | | | | | | | | | | |
| FERRARI | | | | | | QX56 2WD | | | | | | Veracruz 4WD | | | | | | | | | | | | | | | | | | | |
| 599 GTB Fiorano | | | | | 5 | QX56 4WD | | | | | | | | | | | | | | | | | | | | | | | | | |
| 612 Scaglietti | | | 105/6 | | 10 | | | | | | | | | | | | | | | | | | | | | | | | | | |
| F430 | | | | | 5 | | | | | | | | | | | | | | | | | | | | | | | | | | |
| FORD | | | | | | | | | | | | | | | | | | | | | | | | | | | | | | | |
| Crown Victoria FFV | | | 107/21 | | 12,24 | | | | | | | | | | | | | | | | | | | | | | | | | | |

INDEX

| Interior Volume (cu.ft.) Passenger / Cargo | | | | Interior Volume (cu.ft.) Passenger / Cargo | | | | Interior Volume (cu.ft.) Passenger / Cargo | | | |
|---|--------|-------|----------|---|--------|-------|-------|---|--------|-------|-------|
| 2dr | 4dr | Hatch | Pg | 2dr | 4dr | Hatch | Pg | 2dr | 4dr | Hatch | Pg |
| Ascender 5-passenger 2WD | | | 17 | Gallardo Spyder | | | 5 | 6 | 96/15 | 96/22 | 11 |
| Ascender 5-passenger 4WD | | | 19 | Murcielago | | | 5 | B2300 2WD | | | 14 |
| i-290 Extended Cab 2WD | | | 14 | Murcielago Reventon | | | 5 | B3000 2WD | | | 14 |
| i-370 Crew Cab 2WD | | | 14 | Murcielago Roadster | | | 5 | B4000 2WD | | | 14 |
| i-370 Crew Cab 4WD | | | 14 | LAND ROVER | | | | B4000 4WD | | | 14 |
| i-370 Extended Cab 2WD | | | 14 | LR2 | | | 20 | CX-7 2WD | | | 18 |
| JAGUAR | | | | LR3 | | | 20 | CX-7 4WD | | | 20 |
| S-Type 3.0 Litre | 98/12 | | 10 | Range Rover | | | 20 | CX-9 2WD | | | 18 |
| S-Type 4.2 Litre | 98/12 | | 10 | Range Rover Sport | | | 20 | CX-9 4WD | | | 20 |
| S-Type R | 98/12 | | 10 | LEXUS | | | | MX-5 | | | 5 |
| Super V8 | 107/15 | | 12 | ES 350 | 95/15 | | 11 | RX-8 | 89/8 | | 7 |
| Vdp Lwb | 107/15 | | 12 | GS 350 | 98/13 | | 11 | Speed 3 | | 95/20 | 11 |
| X-Type | 90/16 | | 9 | GS 350 AWD | 98/13 | | 11 | Tribute 4WD | | | 20 |
| X-Type Sport Brake | 90/24 | | 10 | GS 450h | 98/8 | | 9,23 | Tribute FWD | | | 18 |
| XJ8 | 105/16 | | 12 | GS 460 | 98/13 | | 11 | Tribute Hybrid 2WD | | | 18,23 |
| XJ8L | 107/15 | | 12 | GS 470 | | | 20 | Tribute Hybrid 4WD | | | 20,23 |
| XJR | 105/16 | | 12 | IS 250 | 88/11 | | 7 | MERCEDES-BENZ | | | |
| XK | 74/11 | | 6 | IS 250 AWD | 88/11 | | 7 | C300 | 88/12 | | 9,24 |
| XK Convertible | 74/10 | | 6 | IS 350 | 88/11 | | 7 | C300 4matic | 88/12 | | 9 |
| XKR | 74/11 | | 6 | IS F | 88/11 | | 7 | C350 | 88/12 | | 9 |
| XKR Convertible | 74/10 | | 6 | LS 460 | 103/13 | | 11 | C63 AMG | 88/12 | | 9 |
| JEEP | | | | LS 460 L | 103/11 | | 11 | CL550 | 91/14 | | 9 |
| Commander 2WD | | | 18,25 | LS 600h L | 103/12 | | 11,23 | CL600 | 91/14 | | 9 |
| Commander 4WD | | | 19,25 | LX 570 | | | 20 | CL63 AMG | 91/14 | | 9 |
| Compass 2WD | | | 18 | RX 350 2WD | | | 18 | CL65 AMG | 91/14 | | 9 |
| Compass 4WD | | | 19 | RX 350 4WD | | | 20 | CLK350 | 82/10 | | 7 |
| Grand Cherokee 2WD | | | 18,22,25 | RX 400h 2WD | | | 18,23 | CLK550 | 82/10 | | 7 |
| Grand Cherokee 4WD | | | 19,22,25 | RX 400h 4WD | | | 20,23 | CLK63 AMG | 82/10 | | 7 |
| Liberty 2WD | | | 18 | SC 430 | 75/9 | | 6 | CLS550 | 93/13 | | 9 |
| Liberty 4WD | | | 19 | LINCOLN | | | | CLS63 AMG | 93/13 | | 9 |
| Patriot 2WD | | | 18 | Mark LT | | | 15 | E320 Bluetec | 97/14 | | 11,22 |
| Patriot 4WD | | | 19 | Mark LT 4WD | | | 15 | E350 | 97/14 | | 11 |
| Wrangler 2WD | | | 18 | MKX AWD | | | 20 | E350 4matic | 97/14 | | 11 |
| KIA | | | | MKX FWD | | | 18 | E550 | 97/14 | | 11 |
| Amanti | 106/16 | | 12 | MKZ AWD | 99/16 | | 11 | E550 4matic | 97/14 | | 11 |
| Optima | 104/14 | | 11 | MKZ FWD | 99/16 | | 11 | E63 AMG | 97/14 | | 11 |
| Rio | 92/12 | 92/16 | 9 | Navigator 2WD | | | 18 | G 500 | 124/49 | | 20 |
| Rondo | 108/35 | | 13 | Town Car | 109/21 | | 12,24 | G 55 AMG | 124/49 | | 20 |
| Sedona | | | 16 | LOTUS | | | | GL320 CDI 4matic | 143/16 | | 20,22 |
| Sorento 2WD | | | 18 | Elise/Exige | | | 5 | GL450 4matic | 143/16 | | 20 |
| Sorento 4WD | | | 20 | MASERATI | | | | GL550 4matic | 143/16 | | 20 |
| Spectra | 97/12 | 98/18 | 11 | GranTurismo | 86/6 | | 7 | ML320 CDI 4matic | 107/41 | | 20,22 |
| Sportage 2WD | | | 18 | Quattroporte | 121/8 | | 12 | ML350 4matic | 107/41 | | 20 |
| Sportage 4WD | | | 20 | MAYBACH | | | | ML550 4matic | 107/41 | | 20 |
| LAMBORGHINI | | | | 57 | | | 12 | ML63 AMG | 107/41 | | 20 |
| Gallardo Coupe | | | 5 | 57S | | | 12 | R320 CDI 4matic | 148/14 | | 20,22 |
| | | | | 62 | | | 12 | R350 | 148/14 | | 18 |
| | | | | 62S | | | 12 | R350 4matic | 148/14 | | 20 |
| | | | | MAZDA | | | | S550 | 109/16 | | 12 |
| | | | | 3 | | | 9 | S550 4matic | 109/16 | | 12 |
| | | | | 5 | | | 5,16 | | | | |

INDEX

| | Interior Volume (cu.ft.) | | | | | Interior Volume (cu.ft.) | | | | | Interior Volume (cu.ft.) | | | |
|----------------------|--------------------------|--------|-------|-------|-----------------------|--------------------------|--------|-------|-------|---------------------------|--------------------------|--------|-------|----|
| | Passenger / Cargo | | | | | Passenger / Cargo | | | | | Passenger / Cargo | | | |
| | 2dr | 4dr | Hatch | Pg | | 2dr | 4dr | Hatch | Pg | | 2dr | 4dr | Hatch | Pg |
| S600 | | 109/16 | | 12 | Frontier 2WD | | | | 14 | ROLLS-ROYCE | | | | |
| S63 AMG | | 109/16 | | 12 | Frontier 4WD | | | | 14 | Phantom | | 103/14 | 11 | |
| S65 AMG | | 109/16 | | 12 | Maxima | | 104/16 | | 11 | Phantom Drophead Coupe | | 94/11 | 9 | |
| SL55 AMG | 50/7 | | | 5 | Pathfinder 2WD | | | | 18 | Phantom EWB | | 103/14 | 11 | |
| SL550 | 50/7 | | | 5 | Pathfinder 4WD | | | | 20 | ROUSH PERFORMANCE | | | | |
| SL600 | 50/7 | | | 5 | Quest | | | | 16 | Stage 3 Mustang | 85/13 | | 8 | |
| SL65 AMG | 50/7 | | | 5 | Rogue AWD | | | | 20 | SAAB | | | | |
| SLK280 | 49/7 | | | 5 | Rogue FWD | | | | 18 | 9-3 Aero Sedan AWD | | 90/15 | 9 | |
| SLK350 | 49/7 | | | 5 | Sentra | | 97/13 | | 11 | 9-3 Aero SportCombi AWD | | 96/30 | 13 | |
| MERCURY | | | | | Titan 2WD | | | | 15,24 | 9-3 Convertible | 82/12 | | 8 | |
| Grand Marquis FFV | | 107/21 | | 12,24 | Titan 4WD | | | | 15,24 | 9-3 Sport Sedan | | 90/15 | 9 | |
| Mariner 4WD | | | | 20 | Versa | | 94/14 | 95/18 | 11 | 9-3 SportCombi AWD | | 96/16 | 11 | |
| Mariner FWD | | | | 18 | Xterra 2WD | | | | 18 | 9-5 Sedan | | 96/16 | 11 | |
| Mariner Hybrid 4WD | | | | 20,23 | Xterra 4WD | | | | 20 | 9-5 SportCombi | | 97/37 | 13 | |
| Mariner Hybrid FWD | | | | 18,23 | PONTIAC | | | | | 9-7X AWD | | | 20 | |
| Milan | | 101/16 | | 11 | G5 XFE | | | | 8 | SALEEN PERFORMANCE | | | | |
| Milan AWD | | 101/16 | | 11 | G5/Pursuit | 83/14 | 86/14 | | 8 | F150 Supercharged | | | 15 | |
| Mountaineer 2WD | | | | 18 | G6 | 83/13 | 95/14 | | 9 | S281 Family | 85/13 | | 8 | |
| Mountaineer 4WD | | | | 20 | G8 | | 107/17 | | 12 | S331 Family | | | 15 | |
| Sable AWD | | 108/21 | | 12 | Grand Prix | | 97/16 | | 11 | SATURN | | | | |
| Sable FWD | | 108/21 | | 12 | Solstice | | | | 6 | Astra 2DR Hatchback | | | 9 | |
| MINI | | | | | Torrent AWD | | | | 20 | Astra 4DR Hatchback | | | 9 | |
| Clubman | | 80/17 | | 7 | Torrent FWD | | | | 18 | Aura | | 98/16 | 11 | |
| Cooper | | 76/6 | | 6 | Vibe | | 94/22 | | 13 | Aura Hybrid | | 98/16 | 11,23 | |
| Cooper Convertible | | 70/7 | | 6 | PORSCHE | | | | | Outlook AWD | | | 20 | |
| Cooper S | | 76/6 | | 6 | 911 GT2 | | | | 6 | Outlook FWD | | | 18 | |
| Cooper S Convertible | | 70/7 | | 6 | 911 GT3 | | | | 6 | SKY | | | 6 | |
| MITSUBISHI | | | | | 911 GT3 RS | | | | 6 | Vue AWD | | | 20 | |
| Eclipse | | | 82/16 | 8 | 911 Turbo | 70/5 | | | 6 | Vue FWD | | | 18 | |
| Eclipse Spyder | 76/5 | | | 6 | 911 Turbo Cabriolet | 70/5 | | | 6 | Vue Hybrid | | | 18,23 | |
| Endeavor 2WD | | | | 18 | Boxster | | | | 6 | SCION | | | | |
| Endeavor AWD | | | | 20 | Boxster S | | | | 6 | tC | | 85/13 | 8 | |
| Galant | | 99/13 | | 11 | Carrera 2 Cabriolet | 68/5 | | | 6 | xB | | 101/22 | 13 | |
| Lancer | | 93/12 | | 9 | Carrera 2 Coupe | 70/5 | | | 6 | xD | | 84/11 | 8 | |
| Lancer Evolution | | 93/7 | | 9 | Carrera 2 S Cabriolet | 68/5 | | | 6 | SHELBY | | | | |
| Outlander 2WD | | | | 18 | Carrera 2 S Coupe | 70/5 | | | 6 | Mustang GT | | | 6 | |
| Outlander 4WD | | | | 20 | Carrera 4 Cabriolet | 68/5 | | | 6 | SMART | | | | |
| Raider Pickup 2WD | | | | 15,24 | Carrera 4 Coupe | 70/5 | | | 6 | fortwo convertible | | | 6 | |
| Raider Pickup 4WD | | | | 15,24 | Carrera 4 S Cabriolet | 68/5 | | | 6 | fortwo coupe | | | 6 | |
| NISSAN | | | | | Carrera 4 S Coupe | 70/5 | | | 6 | SUBARU | | | | |
| 350z | | | | 6 | Carrera 4 S Targa | 70/5 | | | 6 | Forester AWD | | 95/31 | 20 | |
| 350z Roadster | | | | 6 | Carrera 4 Targa | 70/5 | | | 6 | Impreza AWD | | 94/11 | 9 | |
| Altima | | 101/15 | | 11 | Cayenne | | | | 20 | Legacy AWD | | 94/11 | 9 | |
| Altima Coupe | 89/8 | | | 8 | Cayenne GTS | | | | 20 | Outback Wagon AWD | | | 20 | |
| Altima Hybrid | | 101/10 | | 11,23 | Cayenne S | | | | 20 | Tribeca AWD | | | 20 | |
| Armada 2WD | | | | 18,25 | Cayenne Turbo | | | | 20 | SUZUKI | | | | |
| Armada 4WD | | | | 20,25 | Cayman | | | | 6 | | | | | |
| | | | | | Cayman S | | | | 6 | | | | | |

INDEX

| Interior Volume (cu.ft.) | | | | | Interior Volume (cu.ft.) | | | | |
|--------------------------|-------|--------|-------|-------|--------------------------|-------|-------|-------|----|
| Passenger / Cargo | | | | | Passenger / Cargo | | | | |
| | 2dr | 4dr | Hatch | Pg | | 2dr | 4dr | Hatch | Pg |
| Foreza | | 95/12 | | 9 | C70 Convertible | 84/13 | | | 8 |
| Foreza Wagon | | 97/12 | | 13 | S40 AWD | | 92/13 | | 9 |
| Grand Vitara | | | | 18 | S40 FWD | | 92/13 | | 9 |
| Grand Vitara AWD | | | | 20 | S80 AWD | | 98/15 | | 11 |
| Reno | | | 95/9 | 9 | S80 FWD | | 98/15 | | 11 |
| SX4 | | 89/9 | | 13 | V50 AWD | | 93/32 | | 13 |
| SX4 AWD | | 89/9 | | 13 | V50 FWD | | 93/32 | | 13 |
| SX4 Sedan | | 88/14 | | 9 | V70 FWD | | 98/37 | | 13 |
| XL7 AWD | | | | 20 | XC 70 AWD | | | | 21 |
| XL7 FWD | | | | 18 | XC 90 AWD | | | | 21 |
| | | | | | XC 90 FWD | | | | 18 |
| TOYOTA | | | | | | | | | |
| 4Runner 2WD | | | | 18 | | | | | |
| 4Runner 4WD | | | | 20 | | | | | |
| Avalon | | 107/14 | | 12 | | | | | |
| Camry | | 101/15 | | 11 | | | | | |
| Camry Hybrid | | 101/11 | | 11,23 | | | | | |
| Camry Solara | 92/14 | | | 9 | | | | | |
| Camry Solara Convertible | 89/12 | | | 9 | | | | | |
| Corolla | | 89/14 | | 9 | | | | | |
| FJ Cruiser 2WD | | | | 18 | | | | | |
| Highlander 2WD | | | | 18 | | | | | |
| Highlander Hybrid 4WD | | | | 23 | | | | | |
| Matrix | | 94/22 | | 13 | | | | | |
| Prius | | | 96/16 | 11,23 | | | | | |
| RAV4 2WD | | | | 18 | | | | | |
| Sequoia 2WD | | | | 18 | | | | | |
| Sienna 2WD | | | | 16 | | | | | |
| Sienna 4WD | | | | 16 | | | | | |
| Tacoma 2WD | | | | 14 | | | | | |
| Tacoma 4WD | | | | 14 | | | | | |
| Tundra 2WD | | | | 15 | | | | | |
| Tundra 4WD | | | | 16 | | | | | |
| Yaris | | 87/13 | 85/13 | 8 | | | | | |
| VOLKSWAGEN | | | | | | | | | |
| Eos | 77/11 | | | 8 | | | | | |
| GTI | | | 94/15 | 9 | | | | | |
| Jetta | | 91/16 | | 9 | | | | | |
| Jetta SportWagen | | 92/33 | | 13 | | | | | |
| New Beetle | | | 85/12 | 8 | | | | | |
| New Beetle Convertible | 78/5 | | | 6 | | | | | |
| Passat | | 96/14 | | 11 | | | | | |
| Passat 4motion | | 96/14 | | 11 | | | | | |
| Passat Wagon | | 96/36 | | 13 | | | | | |
| Passat Wagon 4Motion | | 96/36 | | 13 | | | | | |
| R32 | | | 93/15 | 9 | | | | | |
| Rabbit | | | 94/15 | 9 | | | | | |
| Touareg | | | | 21,22 | | | | | |
| VOLVO | | | | | | | | | |
| C30 FWD | | | 89/15 | 9 | | | | | |