

*"Still
The Second
Best Thing
About Payday"*

The NIH Record

'Let Each One, Teach One'

Commitment To Youth Stressed at MLK Program


By Carla Garnett

Jim Vance remembers it was August 1957. He was a teenager bordering on adulthood then. His grandfather ran a plumbing and construction business with his nine sons. Vance was helping run a water line in a house in Philadelphia. What he overheard that day had nothing to do with him, he admitted, but nevertheless it made a lasting impact on him.

A family of Hungarian immigrants had recently moved into the house. They knew only a smattering of English. The young son would enter the U.S. school system in the fall and was studying the language night and day during summer break so he'd be up to speed with his new classmates. All at once, a commotion erupted. The boy had had enough of the books and wanted a play break. "That was a big mistake," Vance recalled thinking as the boy expressed his decision to his mother. Having other ideas, which she was communicating loudly and at length, the mother was not happy.

"She went off on him—screaming and yelling—about how critically important it

(See KING PROGRAM, Page 6)



Keynote speaker Jim Vance (l) meets other MLK program participants Dr. James Snow (c), NIDCD director, and Dr. Leamon Lee, NIH associate director for administration.


Hogan To Deliver Pittman Lecture

Dr. Brigid Hogan, a scientist who is internationally recognized for her pioneering studies on embryonic development in the mouse, will present the Margaret Pittman Lecture, on Wednesday, Feb.

28 at 3 p.m. in Masur Auditorium, Bldg. 10. The title of the talk is "Bone Morphogenetic Proteins (BMPs): Multifunctional Regulators of Embryonic Development."

A world-renowned embryologist, Hogan is an investigator of the Howard Hughes Medical Institute and holds the Hortense B. Ingram professorship at Vanderbilt University Medical School. Dr. Igor Dawid, chief of the Laboratory of Molecular Genetics,

(See PITTMAN LECTURE, Page 4)



Dr. Brigid Hogan

Gehring To Present Director's Lecture

By Natalie Larsen

Internationally recognized developmental biologist Dr. Walter J. Gehring of the University of Basel in Switzerland will present the NIH Director's Lecture, "The Master Control Gene for Morphogenesis and Evolution of the Eyes," on Wednesday, Feb. 21, at 3 p.m. in Masur Auditorium, Bldg. 10.

Gehring and his colleagues were among the first to identify the homeobox, a 180-base pair DNA segment in many key structural genes. These homeobox genes, found in species as diverse as fungi, flies, and humans, code for a 60-amino-acid sequence that can bind to DNA, acting like a switch that turns many genes "on" or "off." This sequence allows homeobox genes to act as master controls, ensuring that body structures form correctly and in the right order. Rearranging, duplicating, or altering homeobox genes leads to animals with rearranged body parts or other abnormalities such as an extra set of wings.

(See GEHRING, Page 2)

Black History Month Activities Planned

This year's theme for Black History Month is "African American Women—Past, Present & Future." Mark your calendar for Tuesday, Feb. 16, when a Health Fair/Bone Marrow Drive will be held in the Clinical Center, from 9 a.m. to 4 p.m. Also that day, the Black Scientists Association will sponsor a scientific lecture by Dr. Francine Essien of Rutgers University in the Natcher Bldg. from 11:30 a.m. to 1 p.m. Then, celebrating the entrepreneurial spirit of the African American community, the Family Life Expo will be held on Tuesday, Feb. 23 in the Natcher Bldg. from 11:30 a.m. to 2 p.m. Vendors from diverse backgrounds will be on hand. For more information, see your ICD Black employees advisory committee representative or call 5-1231. All are welcome.

Employees' At-Work Nutrition Needs Addressed

Remember the Employee Health Promotion Survey some of you completed almost 2 years ago? Did you think the survey generated a report that was filed away and forgotten? Not so! Members of the worksite health promotion action committee (WHPAC) spent several months reviewing the data to develop a plan to make NIH a healthier place to work.

Employees identified many areas of concern, too many to tackle all at once. WHPAC decided to select four manageable topics to study in depth: nutrition, exercise and fitness, back care, and safety.

Only nutrition is covered in this article; future issues will cover the remaining three topics.

The nutrition subcommittee evaluated current food service options on campus and, working with the Division of Space and Facilities Management and the food service contractors, identified three areas for improvement: food choices in vending machines, food offerings for catered events, and food selections and preparation techniques in the cafeterias. According to subcommittee chair Nancy Sebring, "We don't want to dictate to

(See WORKSITE NUTRITION, Page 4)

GEHRING

(Continued from Page 1)

Gehring recently showed that a fly homeobox gene called *eyeless*, or Pax-6, is the master control gene for eye development. This gene contains both a homeobox sequence and a paired box region that codes for another DNA-binding sequence. It is homologous, or very similar, to Pax genes in many other animals including flatworms, mice, and humans. By making the *eyeless* gene function in various body parts of the fly, Gehring and his colleagues caused formation of eyes on the wings, legs, and antennae. These abnormally placed eyes look and function just like normal eyes.

When the Pax-6 gene from mice was transferred to flies, the mouse gene functioned like *eyeless* and caused formation of compound, insect-like eyes.

"These findings are quite surprising since the eyes of mammals and insects were thought to be nonhomologous and to have evolved independently," Gehring said. The Pax-6 gene from squid also induces eye formation in flies.

"In the course of these studies it has become increasingly clear that the mechanisms of development are much more universal than anticipated and that the fruit fly can serve as a model system to understand our own development in terms of gene regulation," Gehring noted. Studies of Pax-6, for example, are providing insights into aniridia, a human genetic disorder of abnormal eye development. The gene mutated in this disorder has been located and is homologous to Pax-6 genes from other animal species.

Gehring began his studies of the genes controlling development in the 1960's as a graduate student in Ernst Hadorn's laboratory at the University of Zurich. During this time he discovered a spontaneous mutant allele of *Antennapedia*, a mutation that changes flies' antennae to legs. After several years at Yale, he became a professor in the department of cell biology of the Biozentrum at the University of Basel, continuing his studies of *Antennapedia* and eventually isolating and characterizing the gene. Studying its DNA sequence led his group to discover the homeobox sequence, which was described almost simultaneously by Matthew Scott and colleagues at the University of Indiana during the 1980's. Gehring and his collaborators are now examining how the chains of events controlled by homeobox genes lead to formation of functional body

Dr. Walter Gehring

parts such as eyes or legs.

Gehring is a foreign associate of the National Academy of Sciences, a fellow of the American Association for the Advancement of Sciences, and a member of the Royal Swedish Academy of Sciences. His many other honors include the Prix Louis Jeantet de Medecine, the Runnstrom Medal of Stockholm, and the Otto Naegeli Prize.

For more information or to arrange for sign language interpretation and reasonable accommodation, call 4-5595. □

FAES Needs New Faculty

The FAES Graduate School at NIH has openings for new instructors and new courses at all levels in chemistry, physical and biomedical sciences, medicine, statistics or any other area. If you would like to teach one night a week, have ideas for courses not listed in the current catalogue, would like to share specialized knowledge in any scientific or nonscientific area and/or the desire to acquire teaching experience by teaching a new course or participating in the teaching of a current course, call Lois Kochanski, 6-7976.

Even if you are at NIH (or elsewhere) on a temporary basis, your services are welcome. Not only can you add "teaching experience" to your CV, but you can also enjoy a remuneration for your efforts, receive FAES bookstore discounts and Social Security coverage. A number of FAES instructors have written popular textbooks based on their courses. □

Class Is Rescheduled

Due to the furlough, the last class in "Topics in Structural Biology of Proteins," has been rescheduled for Tuesday, Feb. 20, 2-3 p.m., in Rm. B51, Bldg. 12A. Notes for the entire lecture series will be distributed. □

The NIH Record

Published biweekly at Bethesda, Md., by the Editorial Operations Branch, Division of Public Information, for the information of employees of the National Institutes of Health, Department of Health and Human Services. The content is reprintable without permission. Pictures may be available on request. Use of funds for printing this periodical has been approved by the director of the Office of Management and Budget through September 30, 1996.

NIH Record Office
Bldg. 31, Room 2B-03
Phone 6-2125
Fax 2-1485

Editor
Richard McManus
rm26q@nih.gov

Assistant Editor
Carla Garnett
cg9s@nih.gov

Correspondents:

CC, Sara Byars
DCRT, Paula Ptacek
DRG, Judith Grover
FIC, Irene Edwards
NCI, Patricia A. Newman
NCHGR, Leslie Fink
NCRN, Lori Mulligan
NEI, Linda Huss
NHLBI, Louise Williams
NIA, Vicky Cahan
NIAAA, Ann M. Bradley
NIAID, James Hadley
NIAMS, Janet Howard
NICHD, Carol Florance
NIDA, Mona Brown
NIDCD, Gail Blatt
NIDDK, Lisa Schwartzbach
NIDR, Mary Daum
NIEHS, Thomas Hawkins
NIGMS, Susan Athey
NIMH, Marilyn Weeks
NINDS, Shannon E. Garnett
NINR, Marianne Duffy
NLM, Roger L. Gilkeson

NIAMS' Dr. Rosemarie Hirsch was the recipient of the Senior Rheumatology Scholar Award from the American College of Rheumatology at its recent national meeting in San Francisco. She is an epidemiology medical officer in the Office of Prevention, Epidemiology, and Clinical Applications. Her award recognizes the clinical and research work of fellows who are in their final year of rheumatology fellowship training and who have performed meritoriously throughout their training year.

The NIH Record reserves the right to make corrections, changes, or deletions in submitted copy in conformity with the policies of the paper and HHS.

Behavioral and Social Sciences Lecture Series Begins

The first lecture in the 1996 Behavioral and Social Sciences Lecture Series featured an expert in the reliability of children's memories and an expert in normal and abnormal changes in the brain as it ages.

In the first talk, Dr. Stephen J. Ceci, Helen L. Carr professor of developmental psychology at Cornell University, asked whether children's memories can be trusted to represent the world accurately. His research has implications for legal testimony, since young children's memories have been found to be suggestible under experimental conditions.

In one experiment, Ceci had a day care worker describe a visitor as being extremely clumsy. In fact, when the visitor arrived, he showed no signs of clumsiness. But a high proportion of 3- and 4-year-olds agreed with an interviewer's initial descriptions of the visitor's clumsiness, and provided elaborate descriptions about incidents of clumsiness that didn't occur.

In the second talk, Dr. Marilyn Albert, an associate professor at Harvard Medical School, described the anatomical changes that take place in normal aging brains, as compared to those of Alzheimer's patients. During aging there is a decline in white matter with relatively little decline in gray matter (neurons). But, in Alzheimer patients, substantial decrements have been noted

in the neuronal tissue of their hippocampus.

In one experiment, both Alzheimer's patients and a control group of the same age were trained to a criterion of 90 percent correct in a memory task. The control group showed no decline in memory when tested after delays of 10 minutes, 24 hours, and 48 hours. The Alzheimer's group memory score declined substantially when tested after a delay of 10 minutes but did not decline further when they were retested at 24 and 48 hours.

The schedule for the next lectures, all of which last from 10 a.m. to noon, is as follows:

Feb. 27: "HIV Prevention: Essential Contributions from the Behavioral and Social Sciences," by Dr. Thomas Coates, University of California, San Francisco; Conf. Rm. E1-E2, Natcher Bldg.

Mar. 26: "Teenage Childbearing as a Social Problem: Myth and Reality," Dr. Frank F. Furstenberg, University of Pennsylvania, Wilson Hall, Bldg. 1.

Apr. 30: "Brain/Immune System Interaction: Clinical Significance," Dr. Robert Ader, University of Rochester; and "Psychoneuroimmunology: Experimental and Natural Observation Studies," Dr. Arthur Stone, State University of New York at Stony Brook, Conf. Rm. E1-E2, Natcher Bldg.

For more information contact Dr. Norman Krasnegor, 6-6591. □

Consensus Panel Urges Americans To Get Active

Americans can reduce their risk of cardiovascular disease (CVD) with 30 minutes of moderately intense physical activity on most, and preferably all, days, according to a recent NIH consensus panel. Examples of moderately intense activities are brisk walking, cycling, swimming, home repairs, and yard work.

The panel did not single out a particular type of activity as being more or less effective as long as it is done regularly and the level of exertion raises and sustains the metabolic rate for the total 30 minutes. The panel noted that the time spent can be continuous or in bouts of at least 10 minutes.

The panel also said that Americans who currently meet that recommended level may get added health and fitness benefits by being more active or engaging in a vigorous activity.

The risks of physical activity, the panel

said, are extremely low, compared with the benefits. But the panel advised those with CVD, and men over age 40 and women over age 50 who have multiple CVD risk factors to have a medical evaluation before beginning a program of vigorous activity.

The panel also urged greater use of cardiac rehabilitation programs. Patients who participate in such programs have a lower incidence of rehospitalization and lower charges per hospitalization, the panel said.

The 3-day consensus development conference on physical activity and cardiovascular health had the largest preregistration in the history of the conferences—101 conferences have been held since their start in 1977. CVD is the leading cause of death in the U.S. and physical inactivity and overweight have been on the increase among

Dr. Anthony S. Fauci, director of NIAID, recently accepted three distinguished honors for his contributions to biomedical research. Indiana University School of Medicine presented him with the Steven C. Beering Award; it honors recipients for their internationally recognized contributions to the advancement of biomedical or clinical science. Fauci visited Indianapolis to receive the award, deliver a lecture entitled "Host Factors in the Pathogenesis of HIV Disease" and meet with medical students and professors. While in Indiana, he also gave the 199th Lilly Award Lectureship at the Lilly Research Laboratories. Also, the Shipley Institute of Medicine and Harvard Medical School invited Fauci to present a lecture at the Eleventh Shipley Symposium on the Molecular Basis of Microbial Pathogenesis. The lecture series, which began in 1985, highlights the work of several prominent scientists each year.

Americans. The panel called for a coordinated national campaign to make Americans more aware of the need to be physically active.

A copy of the full panel statement is available by calling 1-800-NIH-OMAR (644-6627). The statement is also available online at <http://text.nlm.nih.gov>. □

Avoid Workplace Violence

The Division of Public Safety will sponsor a "Violence in the Workplace" training session on Feb. 21 and Mar. 5. The class will be held in Bldg. 31C, Conf. Rm. 7 from 9 a.m. to noon. Gary W. Freeman will conduct the sessions. To register, call Trisha Burke, 6-6893.

WORKSITE NUTRITION SURVEY BEARS FRUIT

(Continued from Page 1)

employees what to eat, but rather to ensure that healthful choices are available."

● **Vending machines**—A program titled Better Choices is currently being piloted in most of the snack vending machines. A joint effort between WHPAC and Vending Services, Inc., this program—based on FDA food labeling guidelines—features snacks that are lower in fat, salt and calories than traditional vending fare. A blue-and-orange label has been affixed to the machines identifying the selection criteria and blue arrows point to the Better Choices snack items. Does this mean no more chocolate bars and potato chips? No danger of that, since this demand-driven program is bound to reflect the tastes of numerous chocoholics and snack crunchers at NIH. Initially only one-fourth of the slots in each machine will be designated for the Better Choices program. Additional slots may be converted as needed.

● **Catering menu**—With guidance from WHPAC, Guest Services, Inc. (GSI) is in the final stages of revising its catering menu. New, creative selections of reduced fat, cholesterol and sodium menu items, termed Healthful Options, will soon be available for any group wishing to cater an event on the NIH campus. Lower fat alternatives of traditional favorites will also be clearly marked on the menu.

● **Cafeterias**—Soon you should be noticing some changes in the cafeterias in

Bldgs. 31, 10, 1, 45, 35, operated by GSI. NIH's agreement with GSI was amended to include three additional provisions aimed at ensuring that food choices served in these cafeterias are in keeping with the philosophy of the Dietary Guidelines for Americans. GSI must now: annually submit a cafeteria menu, to be reviewed by NIH nutrition experts, who may suggest modifications; train employees in the preparation and service of foods that are lower in calories, total fat, saturated fat, cholesterol, salt and sugar; make available and clearly mark these foods, including condiments. It is hoped that eventually these changes can be extended to the cafeterias operated through the Maryland Business Enterprise Program for the Blind.

WHPAC believes these initiatives address many employee concerns about nutrition at NIH and will go far to improve the number of healthy options available to employees interested in improving/maintaining their own good health. The committee reminds employees that March is National Nutrition Month and a great time to reassess their commitment to good nutrition. Comments or suggestions for the worksite health promotion program can be sent to the program director, Susanne Strickland, at Federal Bldg., Rm. 6C10 or through email at strickls@od31em1.od.nih.gov.

PITTMAN LECTURE

(Continued from Page 1)

NICHD, said, "Dr. Hogan has been a major force in developmental biology for over 20 years and has most recently been elucidating the developmental role of members of the TGF β gene family." Hogan's talk will focus on two members of the TGF β family of proteins, bone morphogenetic proteins (BMPs). TGF β -like genes are highly conserved throughout development, and are being found in fruit flies, frogs, mice and humans. Genetic analysis has revealed that this gene family is important in specifying pattern formation and cell-cell interactions during embryonic development. Hogan's recent work was the first to provide direct genetic evidence that

"Dr. Hogan has been a major force in developmental biology for over 20 years."

BMP-4 is required at many different stages of mouse development beginning with gastrulation. Other recent studies have shown that BMP-8B is required for germ cell development and spermatogenesis.

In addition to her scientific excellence, Hogan is noted as a teacher. In collaboration with Drs. F. Costantini and E. Lacy, she organized and taught the first course on "Molecular Embryology of the Mouse" at Cold Spring Harbor and later developed a similar course for the European Molecular Biology Organization. Their book, *Manipulating the Mouse Embryo*, is considered a bible for investigators interested in genetic manipulation of the mouse. Hogan's visit to NIH is hosted by the women scientist advisors with the support of the National Institute of Child Health and Human Development.

The lectureship was established in honor of Pittman who, as chief of the Laboratory of Bacterial Products in the Division of Biological Standards of the Food and Drug Administration from 1958 to 1971, was known for her significant contributions to the development of serological typing methods for the identification of *Hemophilus* and her work on the development of pertussis and tetanus toxin vaccines. She was also the first woman to hold the position of lab chief at NIH.—Carol Thiele □

Have You Seen This Label on Vending Machines?

If you want a snack that isn't chock full of fat, sodium and calories, look for vending machines around campus that have this label. Reach for snacks located to the right of the blue arrows. These foods are part of the new Better Choices program. These foods contain no more than:

BETTER CHOICES



- 3 g of total fat
- 1 g of saturated fat
- 480 mg of sodium
- 20 mg of cholesterol
- 300 calories per serving

'You Can Make It!'

ORWH Workshop Reassures Reentering Scientists

"A wonderful example of NIH at its best, being responsive to the needs of the scientific community and the needs of women and coming up with a creative solution," was NIH deputy director Dr. Ruth Kirschstein's assessment of the Office of Research on Women's Health's Reentry Award Program.

Her comments to an audience of men and women who are in the process of returning to research after their careers were interrupted by family responsibilities helped to open a Reentry Scientists Workshop sponsored by ORWH recently.

The workshop brought together awardees who have received funding from ORWH to enable them to reenter research careers, mentors to the reentering scientists, and senior NIH research scientists and research program administrators to discuss problems associated with resuming a research career, the opportunities and challenges that follow the reentry period and career options in academia, industry and government.


The reentry program was started by ORWH in 1992. Since then, 27 women and two men have received funding through the program and 26 of them attended the workshop. Most awardees took a hiatus from research for child-bearing but others were attending to other responsibilities such as the care of elderly parents or in-laws or the needs of a terminally ill child. From a survey of the reentering scientists, it was determined that they have been extremely productive as evidenced by their numerous publications and presentations at scientific meetings.

While concerns about lack of funding,

Condition Increases Risk of Preterm Delivery, Low Birth Weight

A common vaginal condition known as bacterial vaginosis (BV) significantly increases a woman's risk of the premature delivery of a low birth weight infant, according to research funded by NICHD and NIAID.

Pregnant women who were diagnosed with BV during the second trimester were 40 percent more likely to give birth to a premature infant with low birth weight (i.e., an infant born before 37 weeks' gestation and weighing less than 5 pounds) than were women who did not have the vaginal infection. This increased risk remained after adjusting for other variables, including smoking, race,



Dr. Arlyn Garcia-Perez (l) of NHLBI discusses a poster presented by Dr. Rosalba Sacca, an ORWH reentry awardee from Yale University School of Medicine. Garcia-Perez was a speaker at the workshop, addressing the issue of developing independence in a research career.

discrimination against women and the difficulties of trying to "do it all" peppered the discussion, the overall response was one of strong endorsement for the program. Said ORWH director Dr. Vivian Pinn, "A career in science and family responsibilities should not be incompatible in today's society."

This tenet was exemplified by the workshop's keynote speaker, Dr. Suzanne McKee, associate director and a senior research scientist at Smith Kettlewell Eye Research Institute in San Francisco. She described her experiences combining marriage and motherhood with the demands of a successful research career. She offered some practical advice on how to achieve success in both arenas and assured the reentering scientists, "You can make it!" □

previous delivery of a low birth weight infant, previous pregnancy loss, number of previous live births, maternal age, antibiotic use, and other vaginal infections. The research, part of a larger NICHD/NIAID clinical study called the Vaginal Infections and Prematurity Study, appeared in the Dec. 28 issue of the *New England Journal of Medicine*.

"Preterm delivery and low birth weight delivery remain two of the most difficult unsolved problems in our country," said principal investigator Dr. Sharon Hillier, now at the University of Pittsburgh/Magee Women's Hospital. "If we find that treating this very common vaginal

Clue to Cell Death In Alzheimer's Seen

Scientists investigating the genes that regulate programmed cell death—the normal process by which old or unwanted cells die on schedule so the body can reshape developing tissues—have discovered a gene fragment that is nearly identical to a piece of one gene recently linked to Alzheimer's disease. The finding, published Jan. 26 in *Science* by a group from NIAID, is the first direct evidence that dysregulation of this natural process may play a critical role in the development of Alzheimer's disease.

"We were taken by surprise," said immunologist and senior author Dr. Luciano D'Adamio, chief of the T cell and molecular biology unit in the Laboratory of Cellular and Molecular Immunology. "Our work suggests how an inherited form of Alzheimer's disease could arise from the uncontrolled and premature death of neurons."

It is the first objective piece of evidence that some part of the programmed cell death pathway is involved in Alzheimer's disease. Human population data had suggested this, but the current finding provides a mechanism to explain previous observations.

Alzheimer's disease (AD) affects more than 4 million Americans. Familial or early-onset AD is an extremely aggressive inherited form of the illness that strikes people between ages 30 and 60. It accounts for up to 20 percent of all cases of AD. It progresses faster than the more common sporadic, late-onset form of the disease, which generally develops after age 65. Otherwise, however, the two types of the illness are indistinguishable, characterized by neuronal degeneration and the development of plaques and tangles in the brain. □

condition can prevent preterm birth, this would be a really important step in preventing the long-term sequelae that some preterm, low birth weight infants face."

BV is caused by an imbalance among the bacteria that are normally found in the vagina. It is the most common vaginal infection in reproductive-age women. It is also one of the most common vaginal infections in pregnancy, affecting from 12 to 22 percent of pregnant women. The infection can be treated with antibiotics. □

KING PROGRAM CHALLENGES, 'LET EACH ONE, TEACH ONE'

(Continued from Page 1)

was for him to read and to learn and to master and to accomplish," Vance said, addressing the full-house crowd assembled on Jan. 25 in the Natcher auditorium for the Martin Luther King, Jr. commemoration. "I remember her saying over and over again, 'If you do not study, if you do not learn, you will be nobody. You will be nothing.' I came to realize that day the awesome fury and passion of an immigrant mother for her child. What that Hungarian woman was doing on that August day in 1957 in Philadelphia is what parents in New York and Atlanta and El Paso and Seattle and Des Moines have been doing in this country for a couple hundred years."

Two things should motivate today's adults to take a strong interest in the nation's youth, Vance continued. "If we do not encourage our children to study and to learn then we handicap them," he said. "Secondly, a parent who does not so encourage his child forfeits his responsibility to his progeny. I have no idea what became of that boy. But, if he did not achieve anything in his life, it certainly was not his parents' fault."

Sponsored by a variety of NIH components, the 1996 King program was themed "The Dream: Let Each One Teach One," and drew an estimated 650-700 attendees despite planning and publicity disrupted by the furlough and a postponement caused by the blizzard.

"As you know, adversity was no stranger to Dr. King," quipped Dr. Yvonne Maddox, NICHD deputy director and emcee, "and indeed those who planned the program for today I'm sure have felt the extreme stress from outside forces—the outside forces of a historic furlough and a record blizzard."

NIH deputy director Dr. Ruth Kirschstein acknowledged the recent employee stress and dip in morale. "The new year is usually a time for reflection and new beginnings," she said. "This year the excitement that I and some of you felt was almost overshadowed by feelings of anxiety. You know what I'm talking about. You know what we've been through. As long as I have been at NIH—40 years—never before have things happened as they did this year. These are indeed troubled and transitional times. The only thing we can be sure of is that change will continue to occur and sometimes the change will be painful. These are uncertain times for federal workers and those of us who have



The NIH Preschool Song and Dance Troupe pays tribute to Dr. Martin Luther King during the commemoration.

the responsibility will do everything we can to make them more certain." She thanked employees for their grace in handling the shutdown crises.

In addition to Vance's keynote address, the audience was treated to performances by the NIH Preschool Song and Dance Troupe and the 116-member Largo High School Choir. The Seneca Valley High School color guard posted the flag to begin the commemoration that was preceded by an emotion-stirring videotape of King's life.

"What can we do to see that our children learn the things they need to know to survive and thrive in this world?" Vance queried. "I don't think there is anybody in this room who doesn't think that is critically important."

Noting that he is "blessed beyond words," the 54-year-old Vance, a news anchor for Washington's WRC-TV station, said he was raised, nurtured, encouraged and disciplined by a loving family that extended "beyond the bounds of the front door. Unfortunately, the concept of extended family died out with integration."

Vance challenged each person to reach out to help save just one youth. "It's not enough for us to look for another Martin



Members of the 116-member Largo High School Choir perform.

Luther King," he said. "You, each one of you, is the leader we are looking for. There's not a single one of us who doesn't have something valuable to give to some kid out there. There's not a single one of us either who doesn't have an obligation to at least try to give something back. It is an unparalleled pleasure to watch a flower grow from what could have been a weed." □

BIG Training Summit Set

Blacks in Government (BIG), region XI, is hosting its annual training summit Mar. 15-17 at Walter Reed Army Medical Center, Washington, D.C. The theme is "Affirming Our Goals." Summit '96 will provide workshops and forums designed to help direct members' energies toward affirming goals as a professional organization and within communities. Speakers will review concerns challenging BIG and the African American communities and develop strategies for managing them.

The agenda will include leadership development skills, effective communication skills, mapping your future, coping with downsizing, customer service skill, and dealing with the aftermath of the furlough.

Registration fees are as follows: Before Feb. 23, \$60 (members), \$75 (nonmembers); after Feb. 23, \$70 (members), \$85 (nonmembers) and on-site, \$80 (members) \$95 (nonmembers).

For more information contact Jacque Ballard, summit chair, 6-8603 or (301) 572-4407. □

NIH Manual Chapters Available Electronically via Gopher, Web

The Office of Management Assessment, in conjunction with DCRT, has made NIH Manual Chapters available via the NIH Gopher and the NIH home page on the World Wide Web. This electronic format allows users to search the entire NIH Manual, a series of chapters, or one chapter. Chapters can be printed and easily filed to a user's personal computer for future reference, updating and additional searching.

To access the information via NIH Gopher, select NIH Campus Information; NIH Manuals. If you are on the web, point your browser to <http://www.nih.gov:80/science/campus/>.

If you have a policy question, contact either the issuing office listed for a particular chapter, or call the appropriate ICD manual system contact listed in the gopher file, "About the NIH Manual." □

Shirley Bagley Retires from Aging Institute

Capping a career of achievement and innovation in research administration, Shirley P. Bagley, assistant director for special programs at the National Institute on Aging, accepted the good wishes of colleagues at a recent farewell party. She was a founding member of the National Institute on Aging staff. During her 34 years at NIH, Bagley encouraged researchers to enter the field of aging, and stimulated research on special populations including older minorities. Among these areas of research were long-term care, frailty, and health promotion.

NIA director Dr. Richard Hodes said, "I join Shirley's many friends and colleagues in wishing her well. We all wonder how we will manage without her good counsel, boundless energy, and ability to take on complex projects and make them look easy."

Bagley planned and conducted nine NIA summer institutes for new investigators, and two more summer institutes focusing on minority issues in aging that contributed to the career development of more than 400 young scientists. She maintained a personal interest in each of them. "I was always pleased to see young people who had participated in one of the summer institutes become NIA or NIH grantees. I enjoyed watching them open up to new research methodologies and to broaden their perspectives on aging research," she said.

During her years at NIA, Bagley had a pivotal role in building a consensus for an aging research agenda. Since 1971, when she was director of the technical committee for research on aging at the White House Conference on Aging, Bagley was an active participant in each White House conference where she encouraged delegates to include an emphasis on aging research in their final recommendations. As head of the interagency committee on research on aging from 1984 to 1995, she encouraged an exchange of information on aging research activities throughout the federal government.

And, to keep the NIH community apprised of new research from around the nation, she invited speakers and oversaw arrangements for the annual Florence Mahoney Lecture on Aging.

Her government service began in 1962 at the National Institute of Mental Health where, as a research psychologist, she studied psychomotor changes

associated with aging. In the mid-1960's, she moved to the National Institute of Child Health and Human Development to work in its adult development and aging program. When, in 1975, the National Institute on Aging was established, she joined the staff as health scientist administrator with responsibility for stimulating and monitoring research on behavioral and social aspects of aging. She later became NIA assistant director for special programs.

Throughout her career, her achievements were recognized with awards and honors. She received the 1980 NIH Director's Award and in 1989 received an NIH Award of Merit for directing the summer institutes. In 1989 and 1990, she won awards from her institute for EEO special achievement, and from NIH for EEO service.

In retirement, Bagley will continue her longstanding involvement with the Montgomery County commission on aging, and on the advisory board on lifetime learning of Montgomery College. She intends to continue "actively aging and enjoying life." □

NIMH Seeks Volunteers

The section on behavioral endocrinology, Biological Psychiatry Branch, NIMH, is currently seeking female volunteers between ages 18 and 40, who have had at least one episode of postpartum depression or other parturition-related mood disorders following a full-term pregnancy. Volunteers must be free of medical illnesses and not taking any medication on a regular basis. Volunteers may be asked to participate in a 6-month protocol investigating the effects of ovarian hormones on brain and behavior in an endocrine model of pregnancy. All volunteers will be paid for participation. For more information, call Dr. Miki Block, 6-9675. □

GWU Health Plan Service Day

George Washington University (GWU) Health Plan will be on the NIH campus Tuesday, Feb. 20 to assist GWU plan enrollees who have claims or enrollment problems or questions. A representative will be available from 11 a.m. to 1 p.m. on that day in Bldg. 31, Conf. Rm. 9. No appointment is necessary. Assistance will be provided on a first-come, first-served basis. □

NIEHS' Barrett Honored

The Collegium Ramazzini, an international group of scientists interested in the study of environmental and occupational health, has awarded its 1995 Ramazzini Award to Dr. J. Carl Barrett, NIEHS scientific director.

The award was presented at the collegium's annual meeting in Washington, D.C., where Barrett delivered the Ramazzini Lecture, "Advances in Environmental Disease Prevention." He was honored for "distinguished scientific contributions to the understanding of the causes and mechanisms of cancer."

It was within his Laboratory of Molecular Carcinogenesis that scientists collaborated as part of the team that identified the BRCA1 breast cancer susceptibility gene. Over the course of his career, Barrett has made many notable research contributions that include new insights into the multiple steps of the cancer process, the mechanisms of environmental carcinogens such as asbestos and hormones, the relationship between cellular aging and cancer, and the identification of genes involved in human cancer. □

Dr. Barbara E. Laughon has been named chief of the Opportunistic Infections Research Branch in the Therapeutics Research Program of NIAID's Division of AIDS. From 1992 to 1994, she served as chief of the opportunistic infections research section under the Developmental Therapeutics Branch in the Basic Research and Development Program. She came to NIH in 1989 as microbiologist assuming the responsibility for an extramural program of laboratory-based grants and contracts to discover and develop new therapies for AIDS-related opportunistic infections through animal models of Pneumocystis pneumonia, Mycobacterium avium complex and Candida albicans infection.

NIDCD Council Gains Five Members

NIDCD recently welcomed five new members to its national advisory council. They are: Dr. Michael B. Bracken, Richard Dysart, Dr. Michael A. Leon, Dr. Bronya J.B. Keats and Dr. Patrick E. Brookhouser.

Bracken is professor of epidemiology and public health at Yale University. He has broad expertise in randomized, controlled clinical trials and statistical methodology for application in epidemiological studies. He is currently involved in human development and acute spinal cord injury research.


Dysart is an accomplished stage and screen actor and the recipient of two Emmy Awards. He received his master's degree in speech communication from Emerson College. He is a trustee of Gallaudet University and Gould Academy (Maine) and is active with the

Better Hearing Institute.

Leon is a professor in the department of psychobiology at the University of California, Irvine. He is a noted scientist in the area of developmental neurobiology of olfaction. His recent research has dealt with the chemosenses with emphasis on odor processing in the developing olfactory bulb.

Keats is a professor of biometry and genetics at Louisiana State University. Her major research areas are the genetics of hearing impairment in mice and in humans, particularly in segregation and linkage analysis of hereditary diseases.

Brookhouser is the director of the Boys Town National Research Hospital. His medical specialty is otorhinolaryngology. His research is on hearing impairment in children and adolescents.



NIDCD director Dr. James B. Snow, Jr., (third from l) welcomes new members to the advisory council for the institute. They are (from l) Dr. Michael B. Bracken, Richard Dysart, Dr. Michael A. Leon, Dr. Bronya J.B. Keats and Dr. Patrick E. Brookhouser.

Blue Cross/Blue Shield Holds Service Days for Enrollees


Blue Cross/Blue Shield of the National Capital Area will be on the NIH campus Thursday, Feb. 29 and Tuesday, Mar. 12 to assist BC/BS enrollees who have claims or enrollment problems. A BC/BS representative will be available from 10 a.m. to 2 p.m. those days in Bldg. 31, Conf. Rm. 9, armed with a laptop computer to access directly the enrollee's records at company headquarters.

No appointment is necessary. Assistance will be provided on a first-come, first-served basis. It is anticipated that BC/BS will schedule more service days in the future. □

New Careers for Scientists

A series of seminars has been organized in response to NIH postdoctoral fellows' concerns that it is getting harder to obtain academic tenure-track positions. On Monday Feb. 26, "How I Got to Wall Street: Thoughts on Career Planning," will be given by Dr. Sandra Panem, president, Vector Later-Stage Equity Fund. Also speaking will be Dr. Paul Gilman, director of life sciences, National Research Council, on "Finding Signs of Life Among Life Scientists in Washington D.C." The talks begin at 2 p.m. in Lipsett Amphitheater, Bldg. 10, with overflow seating available elsewhere.

Dr. Peter Kador, chief of NEI's Laboratory of Ocular Therapeutics, was recently honored with the Jin Kinoshita Lectureship award at the U.S.-Japan Cooperative Cataract Research Group Meeting in Kona, Hawaii. Kador presented a lecture entitled, "Sugar Cataracts Revisited." This award is sponsored by the National Foundation for Eye Research and was established in 1991 to honor Dr. Jin H. Kinoshita, former NEI scientific director and a world-renowned cataract researcher. The award is presented every 2 years, with recipients receiving a plaque and a \$15,000 honorarium.



Dr. Lewis K. Schragger has been named chief of the Epidemiology Branch in the Basic Science Program of NIAID's Division of AIDS. He came to DAIDS in 1989 as a medical officer in the Epidemiology Branch and later became chief of the biology and behavior section. From 1992 to 1994, he served as chief of the clinical epidemiology section in the Vaccine Trials and Epidemiology Branch of the Clinical Research Program. Schragger was instrumental in restructuring the Multicenter AIDS Cohort Study, a major research project on HIV infection in homosexual and bisexual men.

Seven Join NINDS Council

Seven new members recently joined the National Advisory Neurological Disorders and Stroke Council.

They are: Robert V. Abendroth, a member of the Milwaukee firm of Whyte Hirschboeck Dudek, and vice chairman of the Amyotrophic Lateral Sclerosis Association; Alicia M. Conill, a Florida-based advertising executive; Dr. Gerald D. Fischbach, Nathan Marsh Pusey professor of neurobiology, and chairman, department of neurobiology, Harvard Medical School; Dr. Roberto C. Heros, professor and cochairman, department of neurosurgery, University of Miami School of Medicine; Dr. Lynn T. Landmesser, professor, department of neurosciences, Case Western Reserve University School of Medicine; Sue Levi-Pearl, liaison for Scientific and Medical Programs, Tourette Syndrome Association, Bayside, N.Y.; and Arthur D. Ullian, president, National Council on Spinal Cord Injury, and acting chairman and founder, National Campaign to End Neurological Disorders, Boston. □

Dr. Bruce W. Chesebro has been named associate director of the Division of Intramural Research for Rocky Mountain Research Operations, NIAID. He also continues as chief of the Laboratory of Persistent Viral Diseases. He came to NIH in 1970 as a research associate in what was then the National Institute of Arthritis and Metabolic Diseases. He moved to the Rocky Mountain laboratories in 1972 as medical officer. In 1978, he became acting chief, and a year later chief, of his current laboratory. Chesebro also serves as an advisor to the Division of Intramural Research director, responsible for keeping open the lines of communication between Montana and Bethesda.

Sailing Club Open House

The NIH Sailing Association's annual open house will be held Thursday, Feb. 22 from 5 to 8 p.m. at the FAES House on the corner of Old Georgetown Rd. and Cedar Ln. Members of the NIH community are invited to meet club members and review sailing opportunities. The club maintains active chartering, training, cruising, racing and social programs.

Application forms will be available for membership and for the popular classroom and on-the-water basic training taught in the club's five Flying Scots (19-foot sloop-rigged centerboard daysailers). A \$5 charge for the open house includes entrance fee, pizza, snacks and soda. There will be a cash bar for beer and wine. For more information, visit the R&W activity desk in Bldg. 31, Rm. B1W30. □

Dr. Jonathan M. Kagan has been named chief of the Drug Development and Clinical Sciences Branch in the Therapeutics Research Program of NIAID's Division of AIDS. He joined DAIDS in 1989 as a program immunologist and in 1991 became chief of the clinical sciences section. Kagan was instrumental in organizing the first immune-based therapy working group in the NIAID AIDS Clinical Trials Group (ACTG), ultimately resulting in the redirection and reorganization of the ACTG immunology committee. He spearheaded the establishment of the DAIDS CD4 quality assurance program for DAIDS-supported laboratory efforts.

Mary Cushing has been appointed executive officer of the National Institute of Nursing Research, where she will be responsible for an array of management issues. Before joining NINR, she was the budget officer of NCI. Since beginning her career as a management intern in 1976, Cushing has filled various budget and grants financial management positions. She was a budget analyst at NIA and with NIH's Division of Financial Management before joining NCI in 1979. She then became chief of NCI's Extramural Financial Data Branch in 1988.

Healthy Volunteers Needed

Healthy male and female volunteers without significant anxiety problems are needed for a 3- to 4-hour study evaluating cognitive and psychological aspects of anxiety. Eligible participants will receive a \$40 payment. For more information call Jack Trakowski at the USUHS department of medical and clinical psychology, (301) 295-3651. □

FEW Training Program Set

Federally Employed Women (FEW) will hold its regional training program, "You Can Make a Difference, In the Workplace and In Your Life," Mar. 7-8, from 8 a.m. to 5 p.m. in the Natcher Bldg. Attendees should register before Feb. 22. Call Elaine Brummett for more information, (301) 330-0920. □

Feb. 29 Women's Health Seminar Postponed

Due to the recent government shutdown, the Feb. 29 Office of Research on Women's Health Seminar has been postponed. The next seminar will be held at 1:30 p.m. on May 2 in Lipsett Amphitheater, Bldg. 10, and will focus on reproductive issues. For more information, call ORWH, 2-1770. □

NICHD Mourns Nutrition Expert Norman Kretchmer

Dr. Norman Kretchmer, director of NICHD from 1974 to 1981, and an internationally recognized expert on infant nutrition, died on Dec. 20 in the Moffett Hospital of the University of California at San Francisco, of kidney failure due to myeloid metaplasia, a bone-marrow disease. Kretchmer, who was 72, had been living in San Francisco.

"Norman Kretchmer significantly broadened the NICHD's extensive research program in maternal and child health, particularly in sudden infant death syndrome," said NICHD director Dr. Duane Alexander. "He was responsible for establishing our network of perinatal research centers, which continue to be the national focal point for research on diseases affecting the newborn."

The perinatal research centers were established under the auspices of the Center for Research for Mothers and Children (CRMC), which Kretchmer created in one of his first accomplishments at NICHD. Together with the already existing Center for Population Research, the CRMC became a major component of NICHD as the lead center within the federal government for research and research training on the special health needs of mothers and children.

As NICHD director, Kretchmer also increased the focus on research in the behavioral sciences. Under his direction, the institute created two new branches in this area, including the Demographic and Behavioral Sciences Branch and the Human Learning and Behavior Branch. As a result, grant and contract support for research in the behavioral sciences was increased.

For the first year after joining NIH, Kretchmer served both as NICHD director and acting director of the newly established National Institute on Aging. As NIA acting director, he helped develop the new institute's research plan, as well as its initial administrative structure and organization.

Kretchmer came to NICHD from Stanford University, which he joined in 1959. From 1971 until he left Stanford, he was the Harold K. Faber

professor of pediatrics. While there, he received national attention for his work on the effects of nutrition on human development. As part of this work, Kretchmer showed that infant nutrition in the first year of life may be crucial in determining adult health. He established that overweight infants are more prone to adult obesity than are infants of normal weight, and that babies fed large amounts of sugar may be more likely than those who are not to develop heart trouble in later life. Finally, he demonstrated that infants have different nutritional needs than those of older children and adults.

Kretchmer served on numerous advisory groups for both the federal government and private foundations. At the time he was appointed NICHD director, he was an advisor to the World Health Organization on matters related to maternal and child health, and a board member of the USA-Israel Science Foundation.

More recently, he was professor emeritus of nutrition at the University of California at Berkeley, and professor emeritus of obstetrics and pediatrics at the University of California, San Francisco. He was also editor-in-chief of the *American Journal of Clinical Nutrition*.

Born in Manhattan, Kretchmer graduated from Cornell University in 1944. The following year, he earned his M.S. degree at the University of Minnesota, and, in 1947, earned his Ph.D. at the same university. In 1952, he received his M.D. from the State University of New York College of Medicine. He also held honorary degrees from the Medical College of Ohio at Toledo and from the University of Bern in Switzerland.

Kretchmer is survived by his wife, Midge Reiter Kretchmer; a daughter, Pamela Senuty of Los Angeles; two sons, Paul, of Mill Valley, Calif., and Steven, of Los Angeles; a sister, Francine Garcia Braunstein of Manhattan, and five grandchildren.

Dr. Sudhir Srivastava, a program director in the Early Detection Branch, Division of Cancer Prevention and Control, NCI, has been elected to a 4-year term on the American joint committee on cancer (AJCC). Established in January 1959 and based in Chicago, AJCC is the premier organization in the United States responsible for formulating and publishing systems of classification of cancer including staging and end-results reporting, which will be acceptable to and used by the medical profession for the selection of most effective treatment, determining prognosis and continuing evaluation of cancer control measures.

The NIH Blood Bank has a new way to alert donors when there's a special need for blood. The bank has installed signs in four locations across campus: at the CC on Center Dr. near the employee and patient parking garages; on Rockville Pike and Old Georgetown Rd.; and near the Metro. Among NIH blood givers and takers are (from l) Dr. Olivier Rabin, NIA; Glorice Mason, CC department of transfusion medicine medical technologist; and Jane Bell, NIA. For details on becoming a blood donor, call 6-1048.



TRAINING TIPS

The Division of Workforce Development, OHRM, offers the following courses:

Courses and Programs Starting Dates

Management and Supervisory

Interviewing Skills: Selecting the Right Person for the Job	3/5-6
Practical Management Approaches	4/17
Effective Supervision: A New Role Perspective	4/23
Congressional Operations Workshop for NIH	3/11
Positive Stress Management	3/12
Meetings That Get Results	3/13
Recognition Secrets: Innovations for Rewarding Today's Workers (1/2 day)	3/19
Time Management	3/20
Performance Appraisal	3/28
Assertive Leadership	3/26

Communication Skills

Writing Skills Review	3/27
Effective Presentation Skills	4/3
Communication Strategies for Leaders	4/9

EEO Training

Preventing Sexual Harassment at NIH for All Employees	4/16
---	------

Scientific and Medical

Introduction to CRISP	3/22
-----------------------	------

Special Courses

NIH Retirement Seminar	3/18, 4/8
Appropriation Law	3/12

Administrative Systems

Basic Time & Attendance Using TAIMS	3/20
Time & Attendance for Supervisors Using TAIMS	3/28
Domestic Travel	3/25
Foreign Travel	3/14
Introduction to NIH Property Management	3/18

Administrative and Skills Development

Editing: An Introduction	3/11
Increase Your Word Power	3/21

Personal Computing

Intro to WordPerfect 6.0 (DOS)	3/12
Advanced Macintosh Techniques	3/21
WordPerfect 6.1 for Windows	3/12
Advanced Windows	4/9
Excel 5.0 for Windows	4/23
Lotus for Windows	3/26
Intro to MS Word 6.0 (Mac)	3/12

Additional courses are available by completing the "Training by Request" form. For more information, call DWD, 6-6211, visit the training webpage, <http://www-urc.od.nih.gov/dwd/dwdhome.html>, or consult the DWD Catalog. □


Treatment for Panic Attacks

People currently experiencing panic attacks may be eligible for a free treatment outcome study evaluating nondrug treatments for panic and anxiety. For more information call Jack Trakowski at the USUHS department of medical and clinical psychology, (301) 295-3651. □

NIGMS' Virginia Larkin Mourned

Virginia S. Larkin, a computer assistant with the NIGMS Information Resources Management Branch, died suddenly on Jan. 19 after suffering a heart attack. She was 46.

Larkin had been with NIGMS since 1980. She served on the NIH advisory committee for women (ACFW) for many years. Her positions included NIGMS representative and, more recently, at-large delegate. She also served several terms as secretary and alternate secretary of the committee. In 1993, she participated in the subcommittee that planned the Women's Equality Day program. In 1994, Larkin was the chairperson of the steering committee



Virginia S. Larkin

for the ACFW-sponsored NIH Career Day.

Alberta Sandel, past chair of ACFW, said, "The committee has lost one of its greatest admirers and workers, the NIH has lost a dedicated worker, and we've all lost a spirit of goodness, kindness, and quiet humility."

Larkin was a member of the Bethesda chapter of Federally Employed Women (FEW) since its charter in 1991, and she attended several regional and national FEW training programs. She had recently completed an NIH-sponsored sign language course to communicate better with hearing-impaired employees.

She is survived by her parents, Kathleen and Lawrence Larkin of Chevy Chase, four brothers, three sisters, and 18 nieces and nephews.

Larkin was an active member of the American Diabetes Association. Memorial contributions may be made to the association at 2 Reservoir Circle, Suite 203, Baltimore, MD 21208.

NHLBI Names Asthma Center

NHLBI has named the Harlem Center for Health Promotion and Disease Prevention in New York City as the minority center in its 2-year-old Asthma Clinical Research Network. The new center joins five other clinical centers and a data coordinating center in a 5-year effort to expedite design and implementation of clinical trials on approaches to managing asthma.

Asthma is approximately three times more common among African Americans than whites and four times more common among Puerto Rican children living in New York City than among whites. The asthma death rate is three times higher in African Americans than in whites, and has been rising steadily.

New York City has the highest asthma death rate in the country, and central Harlem, an area that is 98 percent Black and Hispanic, has the city's highest asthma mortality and morbidity rates. In 1990, the area's asthma death rates were two to four times higher than those of New York City as a whole.

The center is a collaborative effort of Columbia University, Harlem Hospital Center, public agencies, and the community. More than 90 percent of its asthma patient visits are by African Americans and Hispanics. □

Dr. Dean D. Metcalfe has been named chief of the Laboratory of Allergic Diseases, NIAID. The recently established laboratory is dedicated to state-of-the-art scientific investigations of allergic diseases, which affect as many as 50 million Americans. He has also been appointed director of the Allergy and Immunology Training Program. In 1993, he was selected to head NIAID's Asthma, Allergic and Immunologic Diseases Cooperative Intramural Research Center. From 1985 to 1993, he was chief of the mast cell physiology section in the Laboratory of Clinical Investigation, NIAID. He became a senior clinical investigator in the allergic diseases section in 1979.

Bybee, Rutherford To Give OSE Lectures

Drs. Rodger W. Bybee and F. James Rutherford will discuss "Scientists, Science and the National Education Standards," on Tuesday, Feb. 20, from 2:30 to 3:30 p.m. in Lipsett Amphitheater, Bldg. 10. This presentation is sponsored by the Office of Science

Education as part of a series of lectures intended to integrate science education into the mainstream of thought and action in the NIH scientific community. These lectures are designed to examine contemporary issues in science education, including the role of NIH in

Dr. Rodger Bybee


improving the teaching and learning process.

Bybee currently is executive director of the Center for Science, Mathematics and Engineering Education at the National Research Council. From 1992 to 1995, he played a major role in the development of the National Science Education Standards and from 1993 to 1995 he chaired the current working group for that project. Prior to this appointment,

he was principal investigator for several National Science Foundation initiatives including an elementary school program entitled, "Science for Life and Living," a middle school program entitled "Biological Sciences: A Human Approach," and the college program, "Biological Perspectives."

Rutherford is chief education officer at the American Association for the Advancement of Science (AAAS) and director of Project 2061, the nation's most prominent longterm comprehensive effort to promote reform in science, mathematics, and technology education. Prior to joining AAAS, Rutherford was assistant director of the NSF with responsibility for all science, mathematics and engineering education programs as well as federal programs designed to foster a greater public understanding of science. At AAAS, he has overseen the production of two major publications, *Science for All Americans*, and *Benchmarks for Science Literacy*. □

Dr. F.J. Rutherford



NIH deputy director Dr. Ruth Kirschstein (fifth from l) displays her newly purchased 1996 membership in the NIH Recreation and Welfare Association. On hand to celebrate her participation are R&W officials (from l) Howard Baldwin, 3rd vice president; Randy Schools, general manager; Gary Freeman, 1st vice president; Nina Bobbitt, secretary; Lisa Strauss, 2nd vice president; Linda Doty, president; and Jodi DeOms, director of recreation and employee services.

Wanted: Management Intern Program Applicants

Tired of sitting at the same desk day after day? Are you looking to spread your wings and fly? The Division of Career Resources and the administrative training committee will be recruiting volunteers for the 1996 Management Intern Program Mar. 12 through Apr. 12. The program is designed to prepare individuals demonstrating high potential for careers in administrative management, and is a great way to learn about the issues facing NIH while working in various offices.

To apply you must be a U.S. citizen; be willing to work full-time; be a current Department of Health and Human Services employee at the GS-5 level or above or wage grade equivalent and currently employed in either a career or career conditional appointment or be on a veterans readjustment appointment, severely physically disabled (schedule A) appointment or any other appointment that offers noncompetitive conversion.

Positions are offered at the GS-5, 7 and 9 levels. Applicants above GS-9 will be required to accept voluntary downgrades, but may be eligible to retain their salary.

More information on qualifications will be provided in the application package available beginning Mar. 3 at the Division of Career Resources, Bldg. 31, Rm. B3C15 and selected NIH personnel offices and off-site work locations such as the Parklawn Training Center, Frederick and the NIEHS personnel office in North Carolina.

Management Intern Program information sessions are scheduled for the following dates—all from 11 a.m. to 1:30 p.m., except the last one, which is 1-2:30 p.m.:

Mar. 6 Pkln/Chesapeake Rm.

Mar. 7 Rockledge/Conf. Rm. R9B1

Mar. 12 Bldg. 31/Conf. Rm. 7

Mar. 13 Natcher/Conf. Rm. E

Mar. 14 EPN/Conf. Rm. G

Mar. 15 Clinical Center/Masur Aud.

For more information, call 6-2403. □

Problems with Alcohol?

Is alcoholism destroying your family? NIAAA is seeking both actively drinking and recovering alcoholics for various studies. If you are 18 or older, have no significant medical problems, no current drug use (except alcohol), and take no medications, you may qualify for free treatment. For more information call 6-1993. □