

National Institute on Aging Program Data

National Advisory Council Meeting

**Annual Data Report
Fiscal Year 2006**

NIA Budget Office

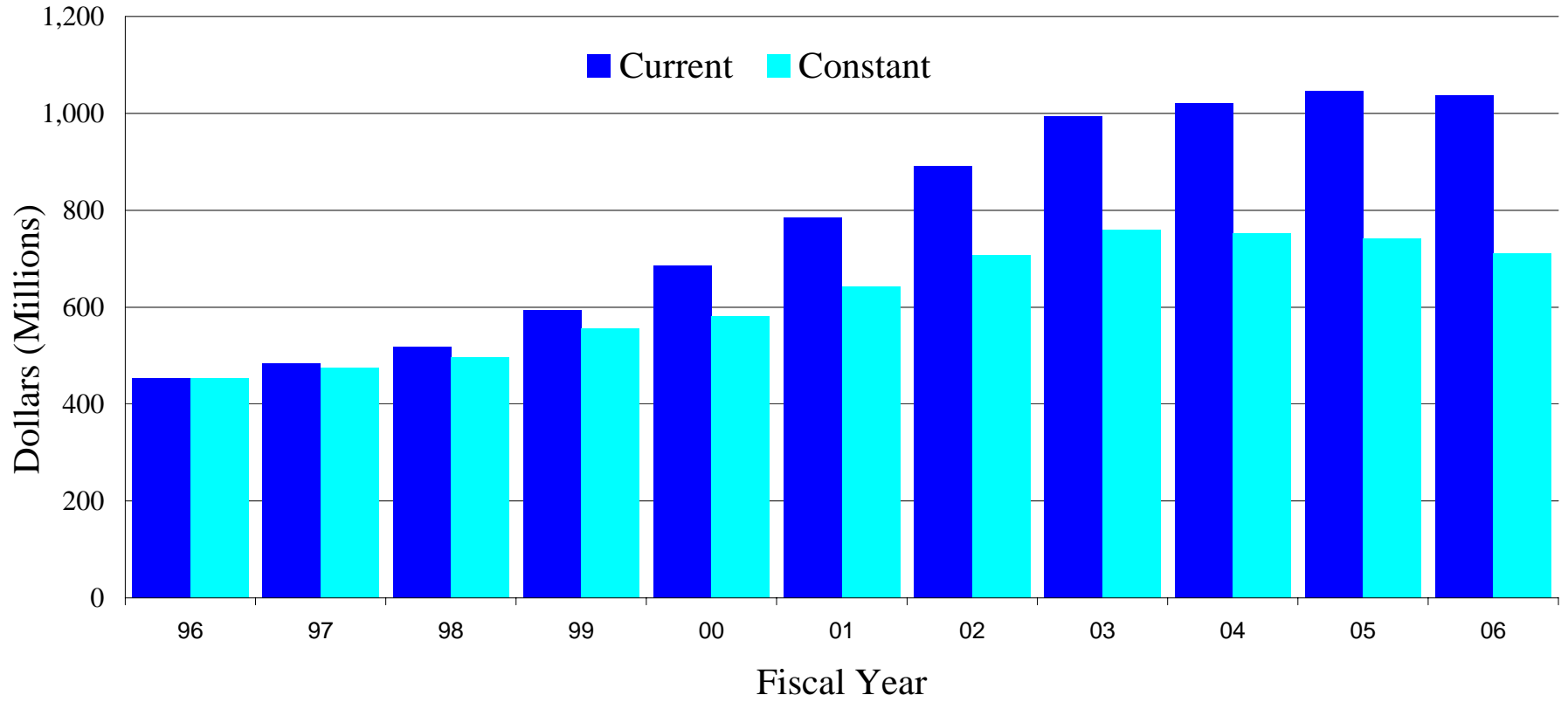
Administrative Document

NATIONAL INSTITUTE ON AGING
EXTRAMURAL PROGRAM DATA
Fiscal Year 2006

Table of Contents

	Page
Figure 1A: Obligations in Current and FY 1996 Constant Dollars, Fiscal Years 1995-2006.....	3
Figure 1B: NIA Funded RPGs (FY01-FY06), competing and non-competing dollars	4
Figure 2: Distribution of Obligations by Budget Category, Fiscal Years 1996-2006	5
Figure 3A: Distribution of Obligations by Budget Category, Fiscal Year 20066
Figure 3B: Distribution of Obligations by Budget Category, Fiscal Year 20057
Figure 4: Trends in Appropriations, Fiscal Years 1996-2006	8
Figure 5A: Average Cost of Competing RPGs in Current and FY 1996 Constant Dollars, Fiscal Years 1996-2006	9
Figure 5B: Average Cost of Competing RPGs in Current Dollars by Program, Fiscal Years 2001-2006	10
Figure 5C: Average Cost of Competing RPGs in FY 2001 Constant Dollars by Program, Fiscal Years 2001-2006	11
Figure 6A: Research Project Grant Success Rates By Year, Fiscal Years 1996-2007.....	12
Figure 6B: Research Project Grant Success Rates by Grant Code, Fiscal Years 2001-2006	13
Figure 6C: Research Project Grant Success Rates by Program, Fiscal Years 2001-2006.....	14
Table I: Actual Obligations for Fiscal Year 2006	15
Table II: Obligations for Research Training and Other Career Development Programs, Fiscal Years 2002-2006	16
Appendix: NIA Award Mechanisms	18
Definition of Terms	20

Figure 1A
Obligations in Current and FY 1996 Constant Dollars



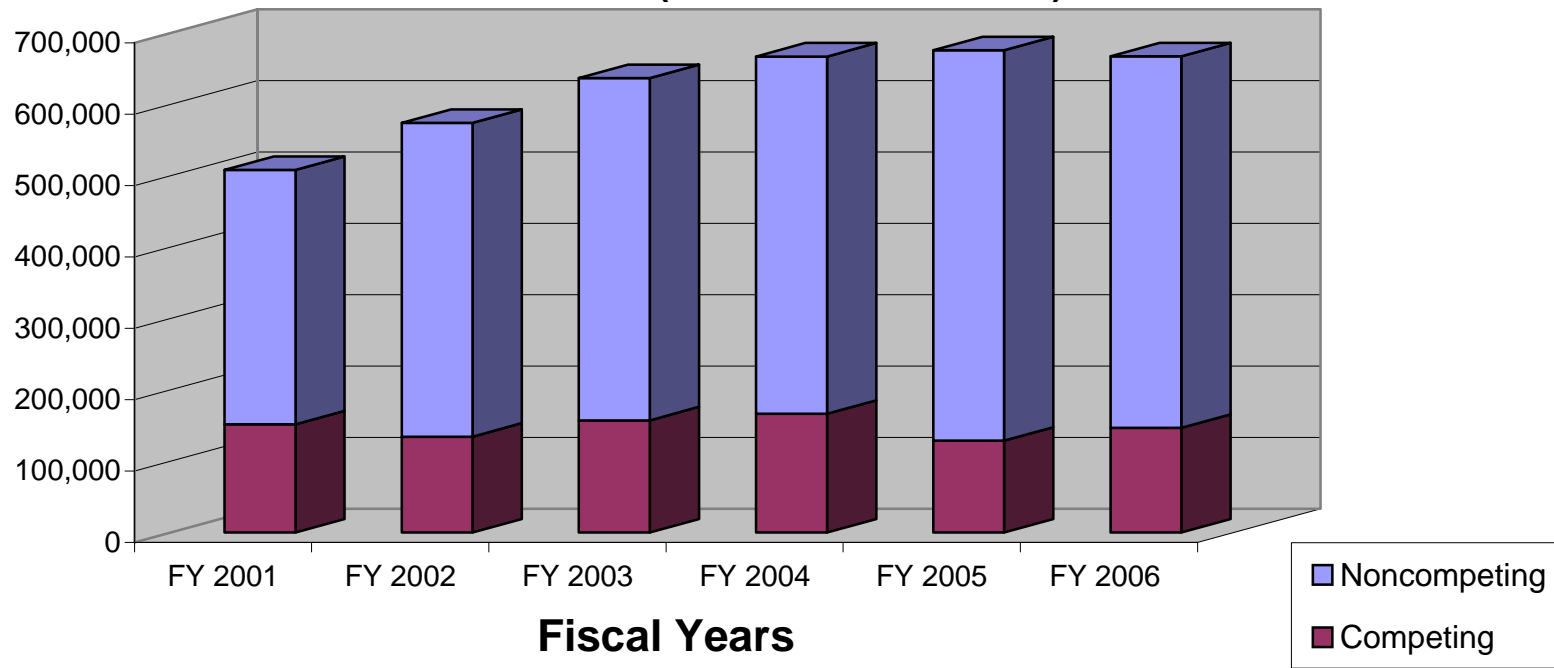
* **Current dollars** - dollar value of a good or service in terms of prices prevailing at the time the good was sold or service rendered.

* **Constant dollars** - dollar value adjusted for inflation to demonstrate "real" increases. Determined by dividing current dollars by an appropriate price index, a process generally known as "deflating."

Source: NIA Budget Office

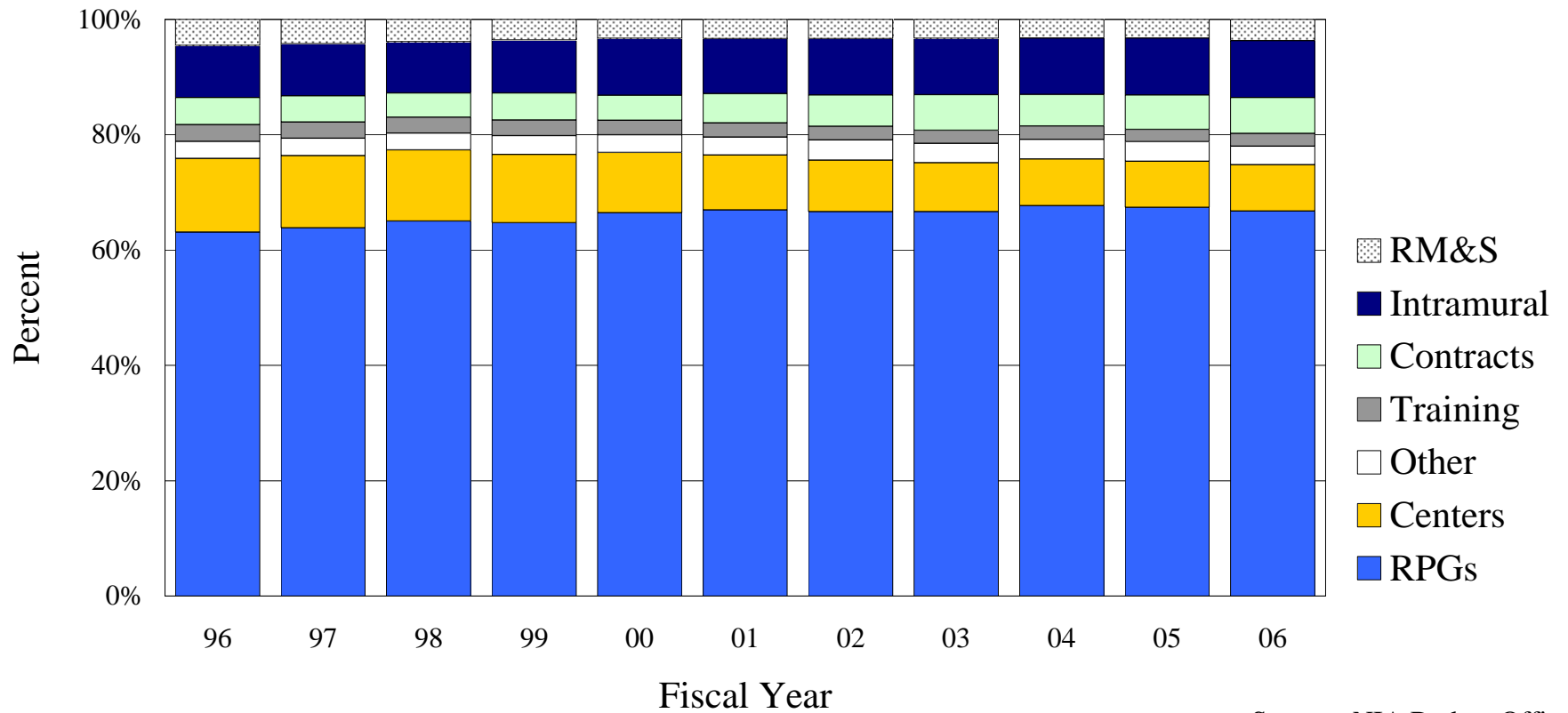
December 2006

Figure 1B NIA Funded RPGs (FY01-FY06)
(Dollars in thousands)



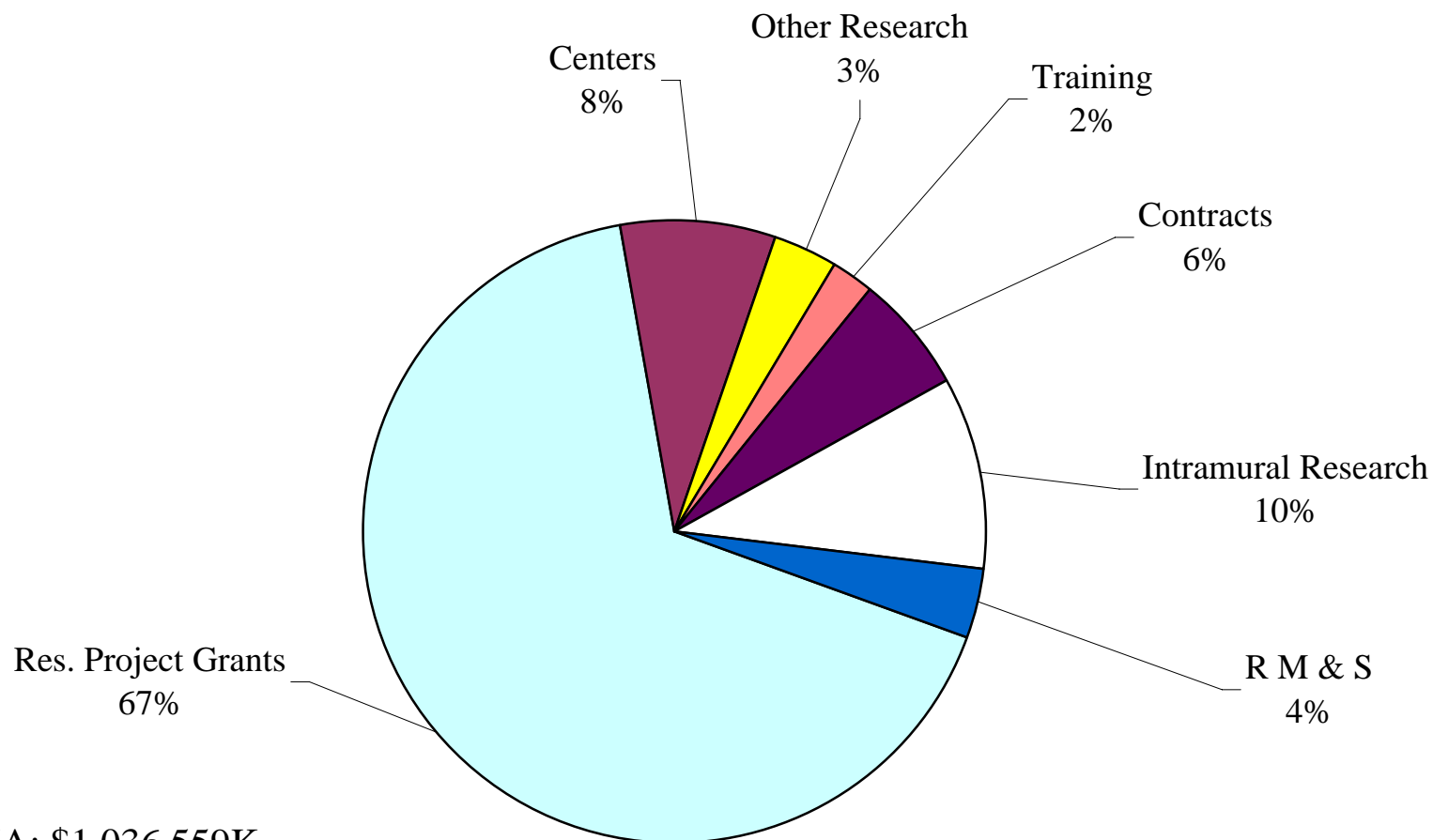
Source: NIA Budget Office
December 2006

Figure 2
 National Institute on Aging
 Distribution of Obligations by Budget Category
 Fiscal Years 1996 - 2006



Source: NIA Budget Office
 December 2006

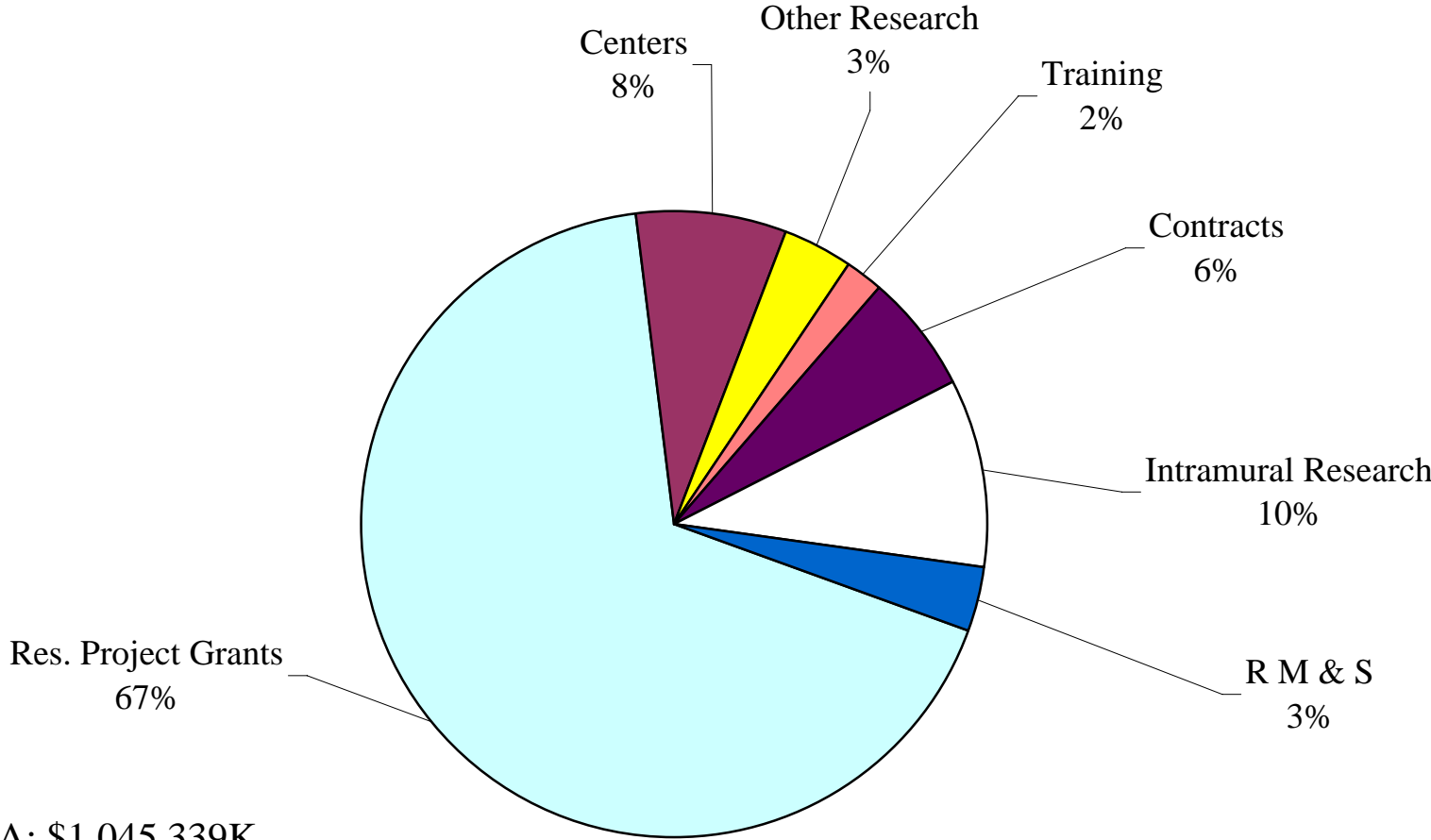
Figure 3A
Distribution of Obligations by Budget Category
Fiscal Year 2006



Total NIA: \$1,036,559K

Source: NIA Budget Office
December 2006

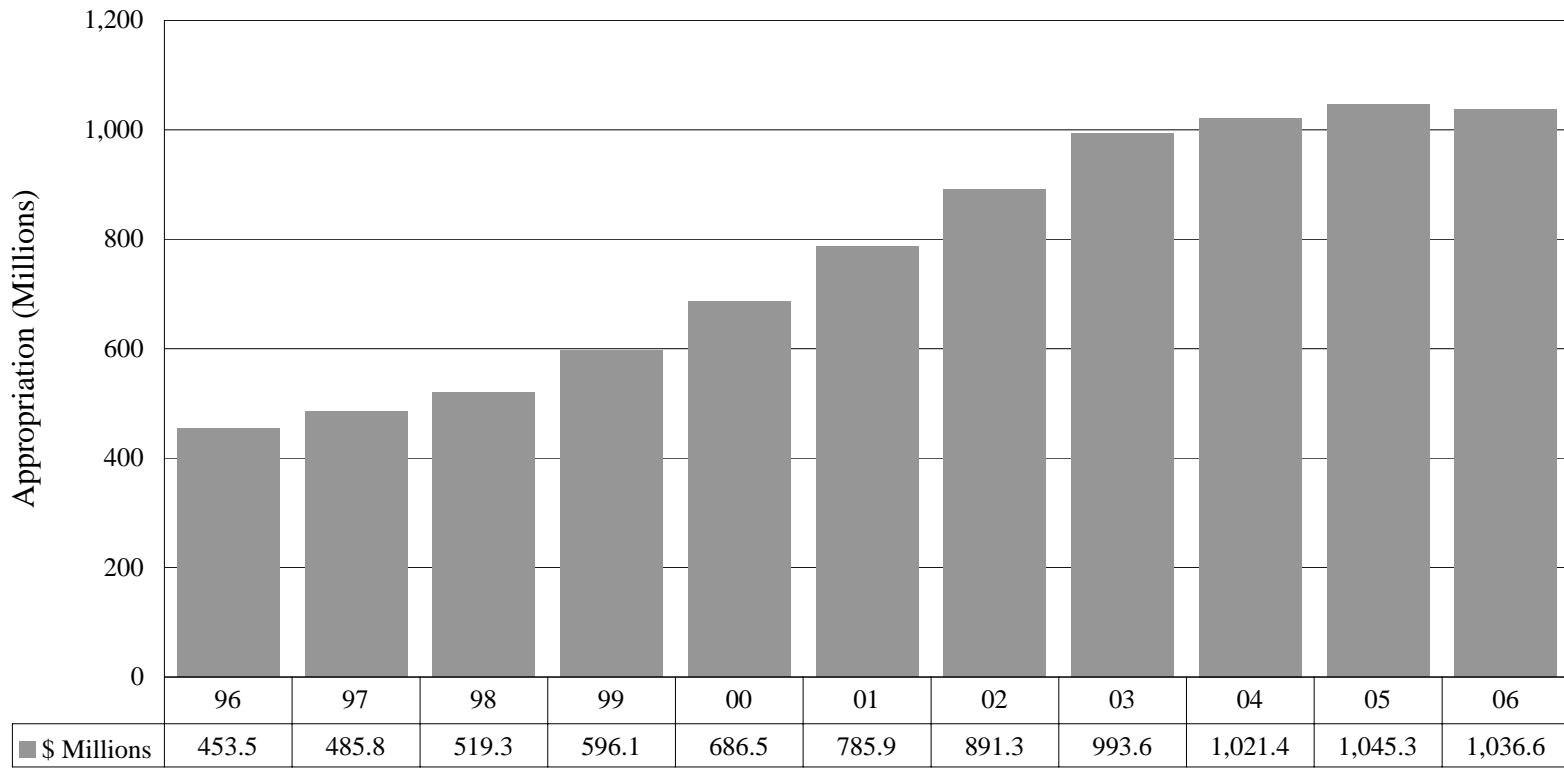
Figure 3B
Distribution of Obligations by Budget Category
Fiscal Year 2005



Total NIA: \$1,045,339K

Source: NIA Budget Office
January 2006

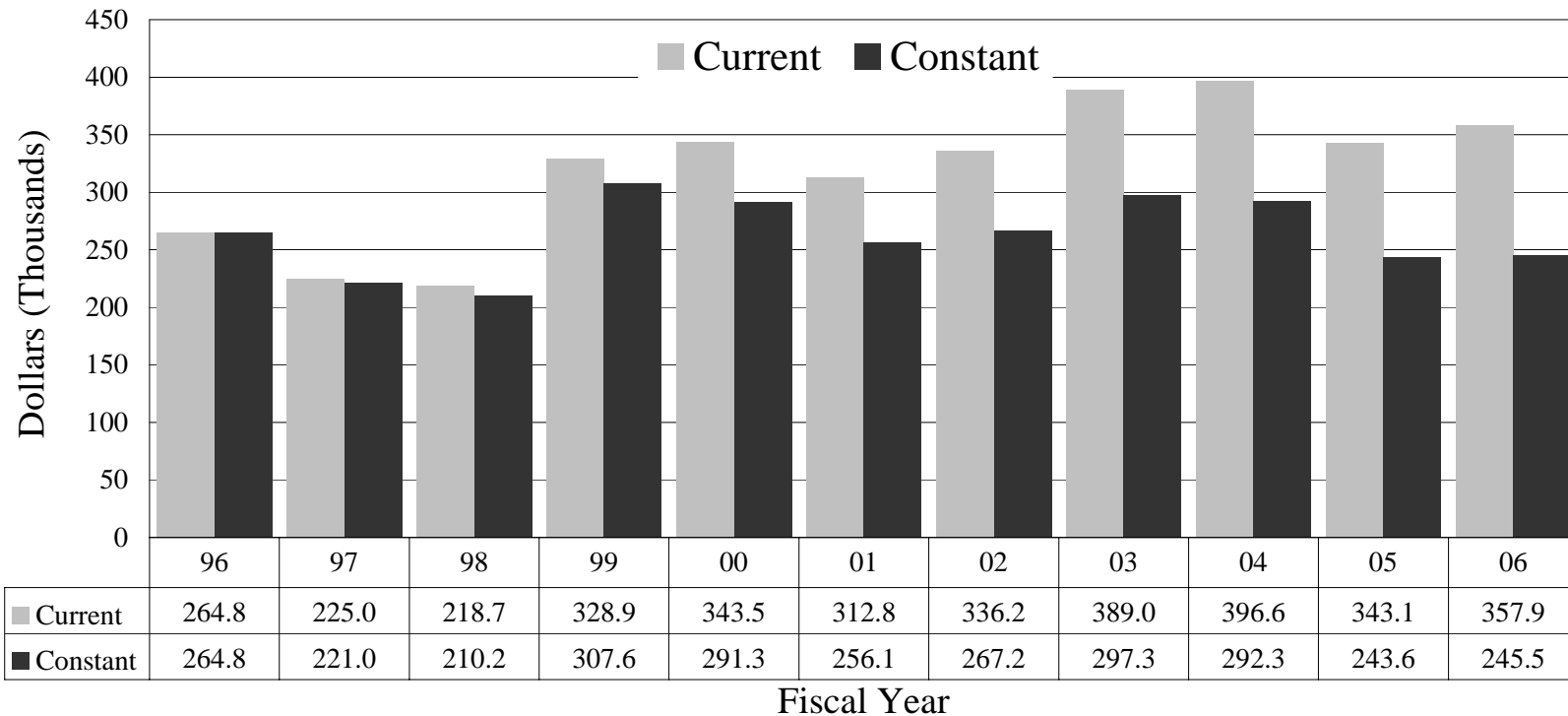
Figure 4
 National Institute on Aging
 Trends in Appropriations
 Fiscal Years 1996-2006



Fiscal Year

Source: NIA Budget Office
 December 2006

Figure 5A
National Institute on Aging
Average Cost of Competing RPGs in Current and FY 1996
Constant Dollars
Fiscal Years 1996-2006



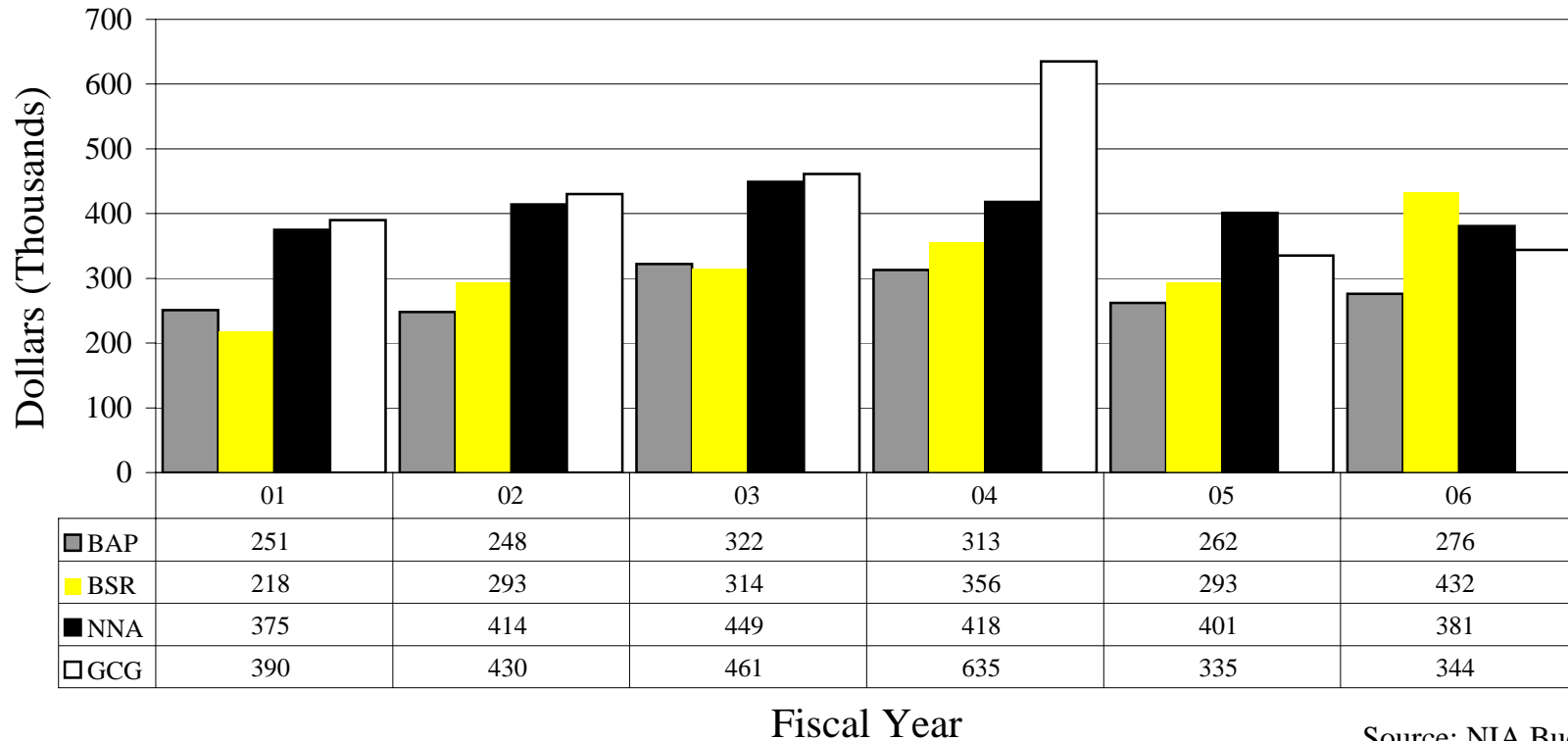
* Beginning in FY 1994, SBIR and STTR awards are not included in average cost calculations.

* **Current dollars** - dollar value of a good or service in terms of prices prevailing at the time the good was sold or service rendered.

* **Constant dollars** - dollar value adjusted for inflation to demonstrate "real" increases. Determined by dividing current dollars by an appropriate price index, a process generally known as "deflating."

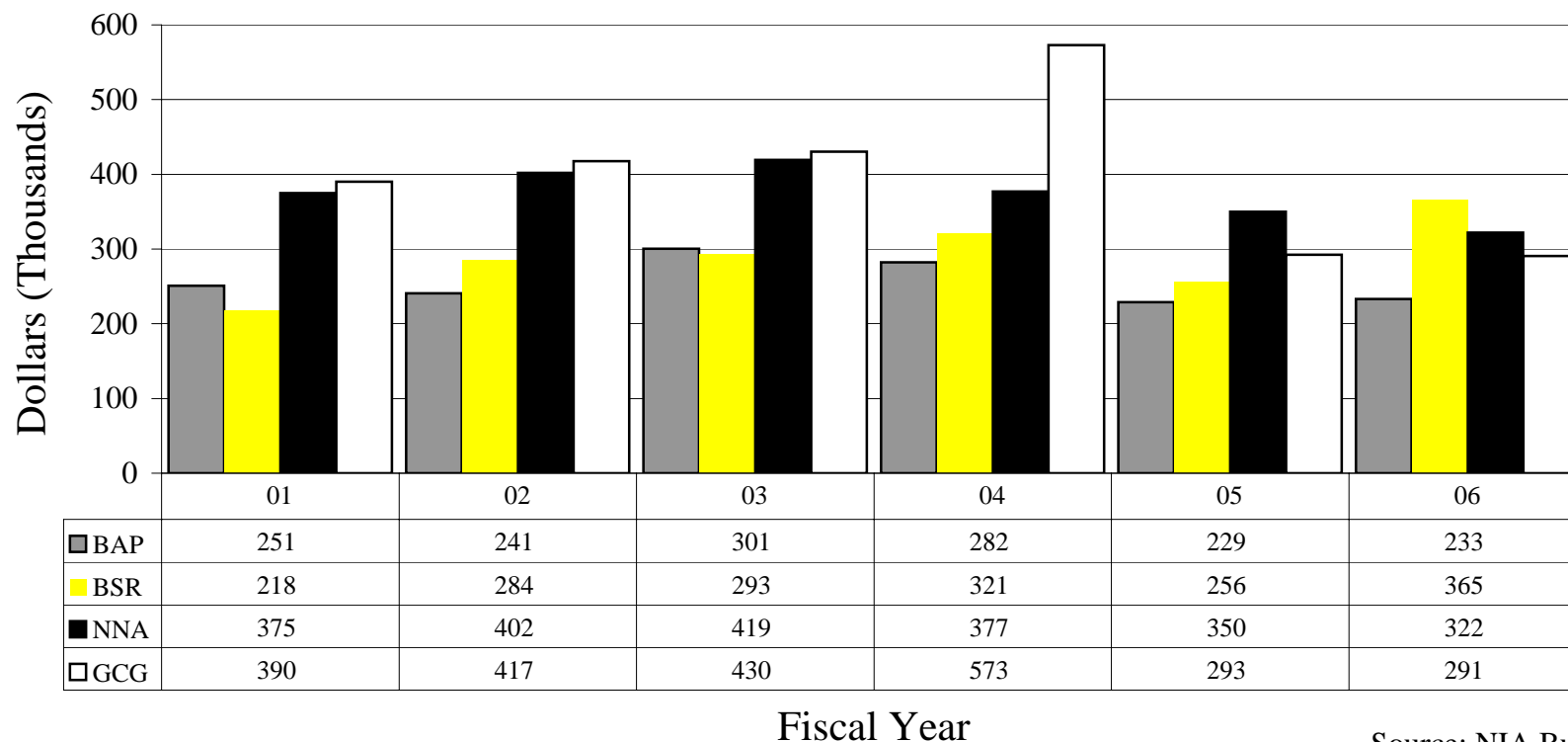
Source:
NIA Budget Office
December 2006

Figure 5B
National Institute on Aging
Average Cost of Competing RPGs in Current Dollars
By Program
Fiscal Years 2001-2006



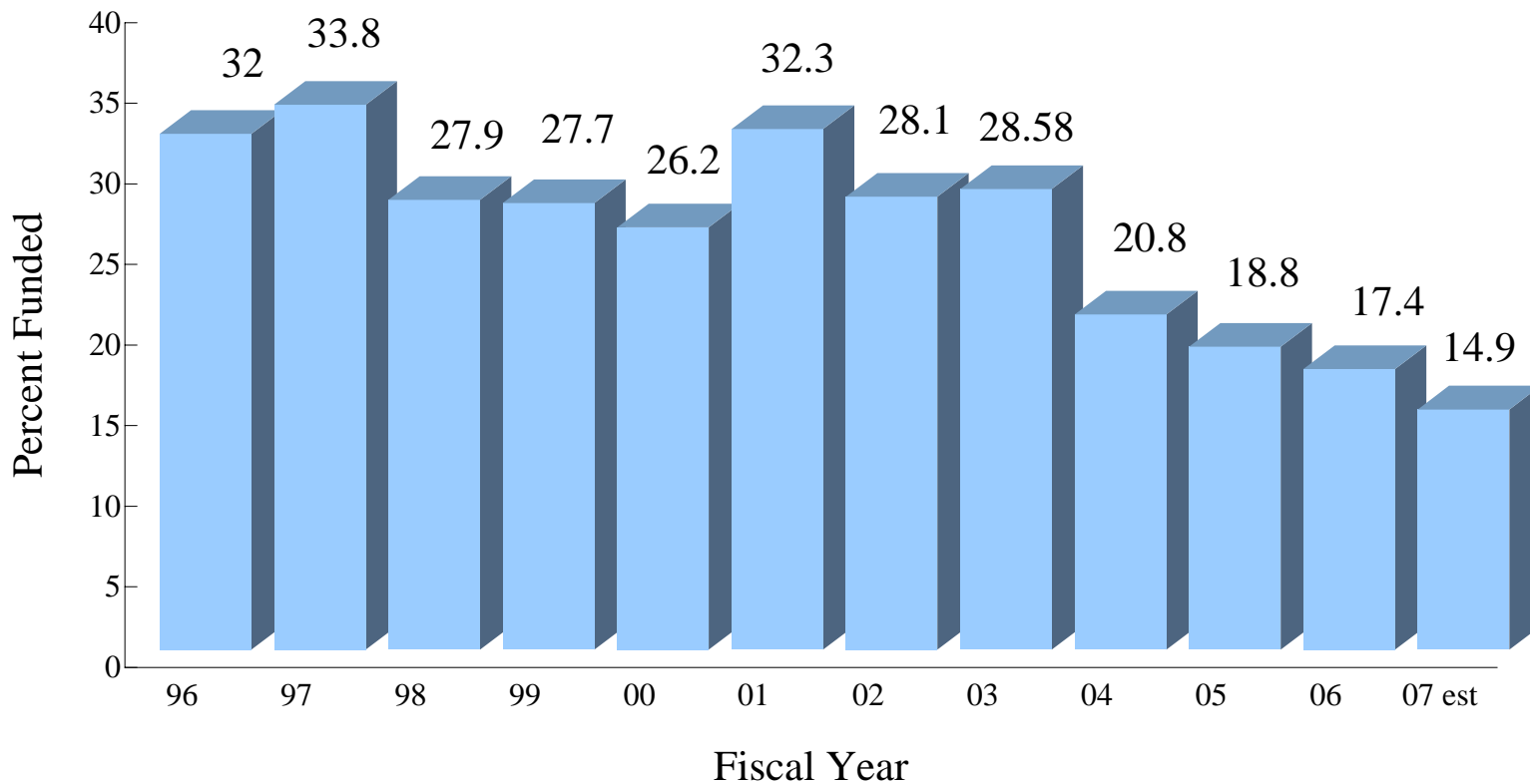
Source: NIA Budget Office
December 2006

Figure 5C
National Institute on Aging
Average Cost of Competing RPGs in FY 2001 Constant Dollars
By Program
Fiscal Years 2001-2006



Source: NIA Budget Office
December 2006

Figure 6A
National Institute on Aging
Research Project Grant Success Rates* By Year
Fiscal Years 1996-2007

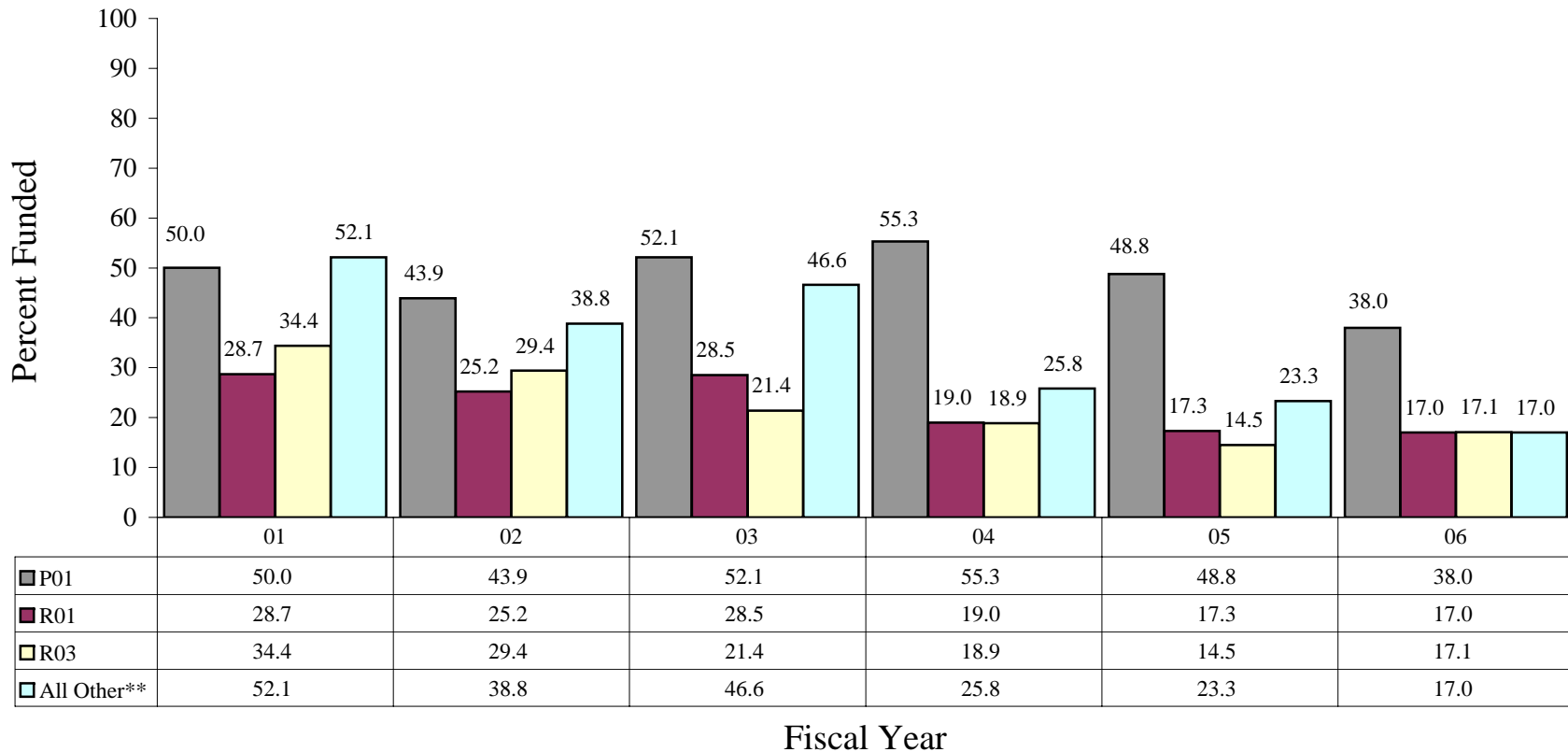


* Success rate: The success rate is the proportion of applications reviewed that is actually awarded.

** Beginning in FY 1994, SBIR and STTR applications are not included in success rate calculations.

Source: NIA Budget Office
December 2006

Figure 6B
National Institute on Aging
Research Project Grant Success Rates*
By Grant Code
Fiscal Years 2001-2006

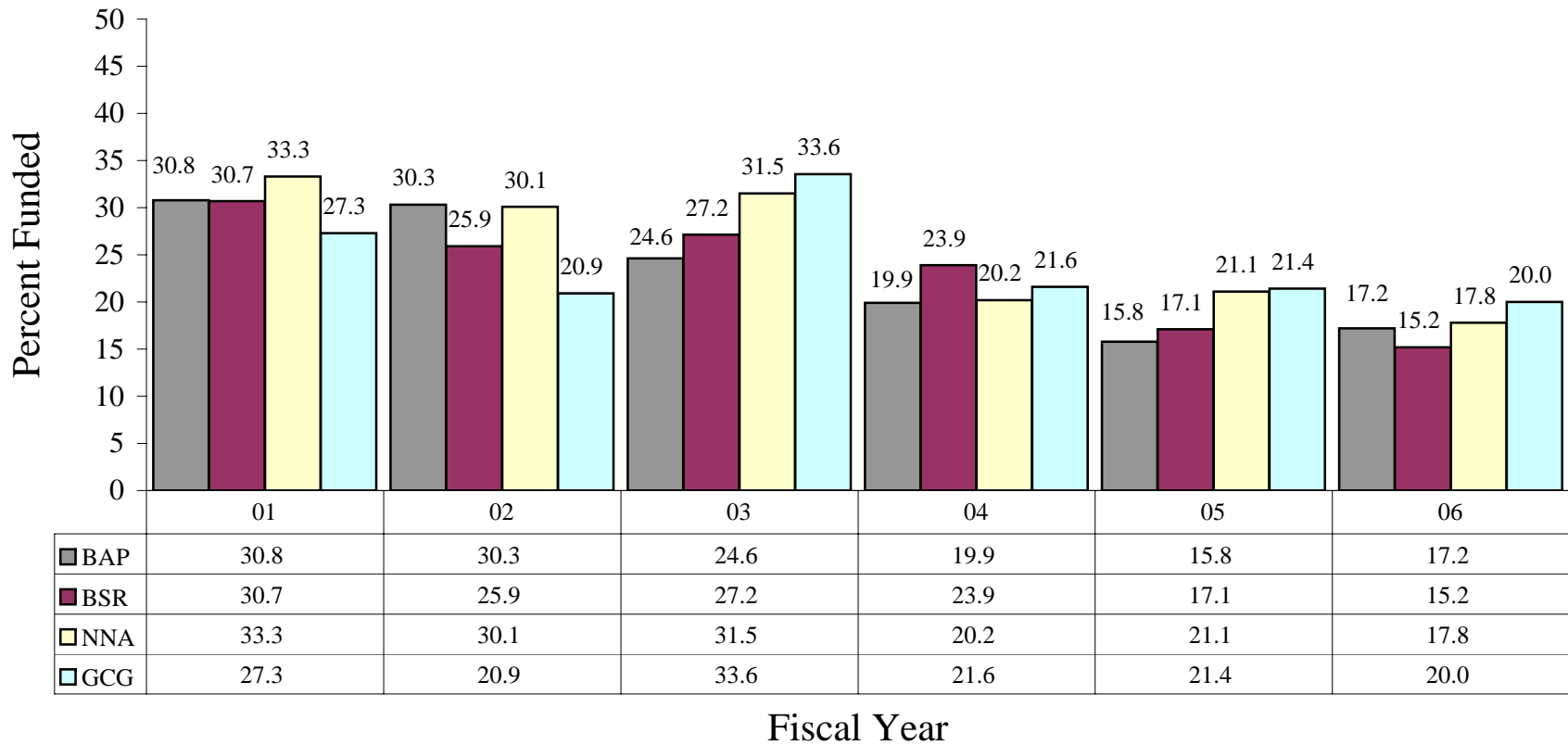


* Success rate: The success rate is the proportion of applications reviewed that is actually awarded.

** All other includes R15, R21, R37, R55 and U01 grants.

Source: NIA Budget Office
December 2006

Figure 6C
National Institute on Aging
Research Project Grant Success Rates*
By Program
Fiscal Years 2001-2006



* Success rate: The success rate is the proportion of applications reviewed that is actually awarded.

Source: NIA Budget Office
December 2006

TABLE I
National Institute on Aging

ACTUAL OBLIGATIONS FOR FISCAL YEAR 2006

<u>Mechanism</u>	<u>Number of Awards</u>	<u>Dollars (Thousands)</u>
RESEARCH GRANTS		
Research Project Grants:		
Non-competing	1,058	\$506,805
Admin. Supplements	115	13,904
Competing		
Renewals	84	59,078
New	317	85,397
Supplements	8	1,922
Subtotal, Competing	409	146,397
Subtotal, RPGs	1,467	667,106
SBIR/STTR	75	24,977
Total, Research Project Grants	1,542	692,083
Research Centers:		
Special/Comprehensive	74	83,024
Other Research:		
Research Careers (Ks)	204	27,028
Coop. Clinical Research		
Minority Biomedical Research Support	0	1,323
Other Related Research	26	5,212
Total, Other Research	230	33,563
<u>TOTAL, RESEARCH GRANTS</u>	<u>1,846</u>	<u>808,670</u>
TRAINING		
Individual	52	2,378
Institutional (FTTPs)	482	20,676
<u>TOTAL, TRAINING</u>	<u>534</u>	<u>23,054</u>
R & D CONTRACTS	109	63,987
INTRAMURAL RESEARCH		102,607
RESEARCH MANAGEMENT AND SUPPORT		38,241
<u>GRAND TOTAL, NIA</u>		<u>1,036,559</u>

Note: Includes AIDS

Source: NIA Budget Office
December 2006

TABLE II
National Institute on Aging

**OBLIGATIONS FOR RESEARCH TRAINING
AND OTHER CAREER DEVELOPMENT PROGRAMS**

(Dollars in Thousands)

PROGRAM:	FY 2002		FY 2003		FY 2004		FY 2005		FY 2006	
	Number	Dollars	Number	Dollars	Number	Dollars	Number	Dollars	Number	Dollars
Research Career Awards*	174	\$20,882	193	\$23,713	192	\$25,022	199	\$25,791	204	\$27,028
National Research Service Awards (NRSAs)										
Individual (F31, F32)	59	2,400	64	2,612	62	2,610	52	2,276	52	2,378
Institutional (T32, T34, T35, T36)	512	18,684	506	20,052	482	20,847	560	20,088	482	20,676
Subtotal, NRSAs	571	21,084	570	22,664	544	23,457	612	22,364	534	23,054
TOTAL:	745	41,966	763	46,377	736	48,479	811	48,155	738	50,082

Source: NIA Budget Office
December 2006

* Includes K01, K02, K04, K07, K08, K11, K12, K23, K24, K25, K26 and K30 awards.

APPENDIX

**NATIONAL INSTITUTE ON AGING
STATISTICAL PACKAGE
FEBRUARY 2005**

NIA AWARD MECHANISMS

NOTE: Research Career Grants (K series awards), normally included in the Other Research budget category are listed separately in these tables to provide additional information.

RESEARCH PROJECT GRANTS

P01 - Research Program Project

R01 - Research Project (Traditional)

R03 - Small Research Grants

R15 - Academic Research Enhancement Award (AREA)

R21 - Planning Grants

R34 - Clinical Trial Planning Grant

R35 - Leadership and Excellence in Alzheimer's Disease (LEAD) Award

R37 - Method to Extend Research in Time (MERIT) Award

U01 - Research Project (Cooperative Agreement)

SMALL BUSINESS INNOVATION RESEARCH GRANTS

R43 - Small Business Innovation Research (SBIR) Grant - Phase I

R44 - Small Business Innovation Research (SBIR) Grant - Phase II

SMALL BUSINESS TECHNOLOGY TRANSFER GRANTS

R41 - Small Business Technology Transfer (STTR) Grant - Phase I

R42 - Small Business Technology Transfer (STTR) Grant - Phase II

CENTER GRANTS

P30 - Center Core Grant

P50 - Specialized Center (Alzheimer's Disease Research Center)

RESEARCH CAREER AWARDS

- K01 - Mentored Research Scientist Development Award
- K02 - Research Scientist Development Award
- K07 - Academic Career Award
- K08 - Mentored Clinical Scientist Development Award
- K12 - Mentored Clinical Scientist Development Program Award
- K23 – Mentored Patient Oriented Research Career Development Award
- K24 – Mid-Career Investigator Award in Patient-Oriented research
- K25 – Mentored Quantitative Research Career Development Award
- K26 – Mid-career Investigator Award in Mouse Pathobiology Research
- K99/R00 – NIH Pathway to Independence (PI) Award

OTHER RESEARCH PROJECTS

- R13 – Conference Grant
- U13 – Conference Cooperative Agreement
- R24 - Research Resource Grant
- R25 – Education Project

TRAINING GRANTS

- T32 - Institutional National Research Service Award (NRSA)
- T35 - Short -Term Research Training (NRSA)

FELLOWSHIPS

- F30 - Predoctoral M.D.,Ph.D National Research Service Award
- F31 - Predoctoral Individual National Research Service Award
- F32 - Postdoctoral Individual National Research Service Award
- F33 - National Research Service Awards for Senior Fellows

LOAN REPAYMENT MECHANISMS

- L30 – Clinical Research Loan Repayment Program
- L40 – Loan Repayment Program for Pediatric Research

DEFINITION OF TERMS

Appropriations: Limitation of funds that agencies may obligate during the period of time specified in the respective appropriation acts.

Competing Applications: New applications and those competing for renewal.

Constant Dollars: Current dollars for a fiscal year adjusted for inflation with reference to a base year, according to the Biomedical Research and Development Price Index.

Extramural Research: Research performed by investigators outside the NIH and supported by NIH.

Fiscal Year: The year beginning October 1 and ending the following September 30.

FTTPs: Full time training positions.

Intramural Research: Research performed by investigators within the NIH community or extensions thereof.

Obligations: Represents a requirement by a government agency to pay a particular sum of money for orders placed, grants and contracts awarded, services received, and similar transactions during a given period that will require payments during the same or a future period.

RM & S -- Research Management and Support: Includes management of extramural programs, Office of the Director, and certain management costs applicable to overall operations.

Success Rate: The proportion of applications reviewed that actually is awarded.