

Q & A Evacuation and Shelter Training -  
Refresher

October 2007



## Test question #1

- What would you do if you encountered smoke in the hallway while you were trying to exit the building?



## Answer #1

- Get as low to the floor as possible and get out.



## Test question #2

- What would you do if you saw fire or smoke in your building?



---

---

## Answer #2

- Activate the fire alarm system by “pulling” a fire alarm pull station.
- Call 911 (on campus) or 9-911 (off campus) and ensure that co-workers are evacuating.



### Test question #3

- What would you do if you were trapped in a room during a fire?



---

## Answer #3

- ❖ Block bottom of door with any type of cloth
- ❖ Use phone, if available, to call 911 or 9-911
- ❖ If there is an outside window available, climb out if possible or use a bright material to draw attention to anyone looking up or write HELP on a piece of paper



## Test question #4

- List the Safety devices you might find within most buildings.





## Answer #4

Safety devices:



---


## Test question #5

- What is the purpose of a fire door?



## Answer #5

- To keep the fire confined to an area behind the door. Usually found in “zoned” facilities such as the clinical center.



Test question #6

What does this exit sign tell you?



Answer #6

The exit is at the right or left of the sign.



## Test question #7

- When talking about fire extinguishers, what does P.A.S.S. stand for?



## Answer #7

P	Pull safety pin from handle
A	Aim at base of fire
S	Squeeze the trigger handle
S	Sweep from side to side at base of fire

---

## Test question #8

What procedure would be used if there was a big protest outside of the NIH Campus?





Answer #8

Shelter-In-Place



## Test question #9

- Give me one reason that lockdown would take place in your building?



## Answer #9

Armed intruder

Gunshots heard

Loud commotion or shouting outside or  
near your office/lab

---

## Test question #10

What should you do during a tornado?



## Answer #10

Get to nearest hardened facility (not trailer/mobile home)

Once inside - stay away from windows

Outside: get into a ditch or low lying area, lay flat and cover head and neck


Be especially careful after the tornado. Be on the lookout for downed power lines, broken glass and gas leaks

## Test question #11

- What would you say a suspicious package/object might look like?



# Answer #11



## Answer #11

Mail that has no return address.

Mail addressed only to title of prospective recipient or using an incorrect title.

Misspelled words or defective address.

Restrictive markings such as "confidential" or "personal for."

Stains, discoloration, oiliness, crystallization, or strange odor.

Wires, metal foil, or string protruding.

Unusually heavy or unbalanced.


Anything unusual or out of place.

Unclaimed article such as a briefcase or backpack.




## Test question #12

What wrong with this?



## Answer #12

- Tripping hazard



## Test question #13

- What's the problem with this picture?



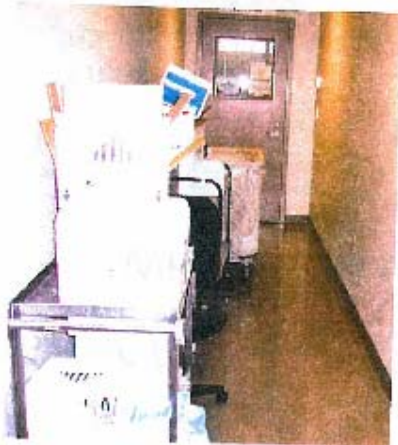
## Answer #13

- Elevator door is blocked



## Test question #14

What wrong with these pictures?



## Answer #14

What wrong with this?

No clear exit  
Less than 54 inches of clearance  
Clutter on one or both sides of hallway



## Test question #15


- Do you see what the problem is here?





## Answer #15

- Fire extinguishers are blocked





## End of Refresher Training

Thank You

