



National Diabetes Fact Sheet, 2007

General Information

What is diabetes?

Diabetes is a group of diseases marked by high levels of blood glucose resulting from defects in insulin production, insulin action, or both. Diabetes can lead to serious complications and premature death, but people with diabetes can take steps to control the disease and lower the risk of complications.

Types of diabetes

Type 1 diabetes was previously called insulin-dependent diabetes mellitus (IDDM) or juvenile-onset diabetes. Type 1 diabetes develops when the body's immune system destroys pancreatic beta cells, the only cells in the body that make the hormone insulin that regulates blood glucose. To survive, people with type 1 diabetes must have insulin delivered by injection or a pump. This form of diabetes usually strikes children and young adults, although disease onset can occur at any age. In adults, type 1 diabetes accounts for 5% to 10% of all diagnosed cases of diabetes. Risk factors for type 1 diabetes may be autoimmune, genetic, or environmental. There is no known way to prevent type 1 diabetes. Several clinical trials for preventing type 1 diabetes are currently in progress or are being planned.

Type 2 diabetes was previously called non-insulin-dependent diabetes mellitus (NIDDM) or adult-onset diabetes. In adults, type 2 diabetes accounts for about 90% to 95% of all diagnosed cases of diabetes. It usually begins as insulin resistance, a disorder in which the cells do not use insulin properly. As the need for insulin rises, the pancreas gradually loses its ability to produce it. Type 2 diabetes is associated with older age, obesity, family history of diabetes, history of gestational diabetes, impaired glucose metabolism, physical inactivity, and race/ethnicity. African Americans, Hispanic/Latino Americans, American Indians, and some Asian Americans and Native Hawaiians or Other Pacific Islanders are at particularly high risk for type 2 diabetes and its complications. Type 2 diabetes in children and adolescents, although still rare, is being diagnosed more frequently among American Indians, African Americans, Hispanic/Latino Americans, and Asians/Pacific Islanders.

Gestational diabetes is a form of glucose intolerance diagnosed during pregnancy. Gestational diabetes occurs more frequently among African Americans, Hispanic/Latino Americans, and American Indians. It is also more common among obese women and women with a family history of diabetes. During pregnancy, gestational diabetes requires treatment to normalize maternal blood glucose levels to avoid complications in the infant. Immediately after pregnancy, 5% to 10% of



DEPARTMENT OF HEALTH AND HUMAN SERVICES
CENTERS FOR DISEASE CONTROL AND PREVENTION

SAFER • HEALTHIER • PEOPLE™



women with gestational diabetes are found to have diabetes, usually type 2. Women who have had gestational diabetes have a 40% to 60% chance of developing diabetes in the next 5–10 years.

Other types of diabetes result from specific genetic conditions (such as maturity-onset diabetes of youth), surgery, medications, infections, pancreatic disease, and other illnesses. Such types of diabetes account for 1% to 5% of all diagnosed cases.

Treating diabetes

Diabetes can lead to serious complications, such as blindness, kidney damage, cardiovascular disease, and lower-limb amputations, but people with diabetes can lower the occurrence of these and other diabetes complications by controlling blood glucose, blood pressure, and blood lipids.

- Many people with type 2 diabetes can control their blood glucose by following a healthy meal plan and exercise program, losing excess weight, and taking oral medication. Some people with type 2 diabetes may also need insulin to control their blood glucose.
- To survive, people with type 1 diabetes must have insulin delivered by injection or a pump.
- Among adults with diagnosed diabetes (type 1 or type 2), 14% take insulin only, 13% take both insulin and oral medication, 57% take oral medication only, and 16% do not take either insulin or oral medication. Medications for each individual with diabetes will often change during the course of the disease.
- Many people with diabetes also need to take medications to control their cholesterol and blood pressure.
- Self-management education or training is a key step in improving health outcomes and quality of life. It focuses on self-care behaviors, such as healthy eating, being active, and monitoring blood sugar. It is a collaborative process in which diabetes educators help people with or at risk for diabetes gain the knowledge and problem-solving and coping skills needed to successfully self-manage the disease and its related conditions.

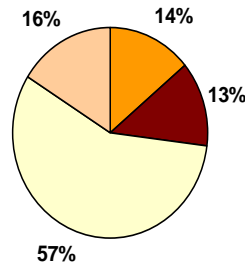


DEPARTMENT OF HEALTH AND HUMAN SERVICES
CENTERS FOR DISEASE CONTROL AND PREVENTION

SAFER • HEALTHIER • PEOPLE™



Treatment with insulin or oral medication among adults with diagnosed diabetes, United States, 2004-2006



■ Insulin only ■ Insulin and oral medication □ Oral medication only □ No medication

Source: 2004–2006 National Health Interview Survey

Prediabetes: Impaired glucose tolerance and impaired fasting glucose

Prediabetes is a condition in which individuals have blood glucose levels higher than normal but not high enough to be classified as diabetes. People with prediabetes have an increased risk of developing type 2 diabetes, heart disease, and stroke.

- People with prediabetes have impaired fasting glucose (IFG) or impaired glucose tolerance (IGT). Some people have both IFG and IGT.
- IFG is a condition in which the fasting blood sugar level is 100 to 125 milligrams per deciliter (mg/dL) after an overnight fast. This level is higher than normal but not high enough to be classified as diabetes.
- IGT is a condition in which the blood sugar level is 140 to 199 mg/dL after a 2-hour oral glucose tolerance test. This level is higher than normal but not high enough to be classified as diabetes.
- In 1988–1994, among U.S. adults aged 40–74 years, 33.8% had IFG, 15.4% had IGT, and 40.1% had prediabetes (IGT or IFG or both). More recent data for IFG, but not IGT, are available and are presented below.



DEPARTMENT OF HEALTH AND HUMAN SERVICES
CENTERS FOR DISEASE CONTROL AND PREVENTION

SAFER • HEALTHIER • PEOPLE™



Prevalence of impaired fasting glucose in people younger than 20 years of age, United States

- In 1999–2000, 7.0% of U.S. adolescents aged 12–19 years had IFG.

Prevalence of impaired fasting glucose in people aged 20 years or older, United States, 2007

- In 2003–2006, 25.9% of U.S. adults aged 20 years or older had IFG (35.4% of adults aged 60 years or older). Applying this percentage to the entire U.S. population in 2007 yields an estimated 57 million American adults aged 20 years or older with IFG, suggesting that at least 57 million American adults had prediabetes in 2007.
- After adjusting for population age and sex differences, IFG prevalence among U.S. adults aged 20 years or older in 2003–2006 was 21.1% for non-Hispanic blacks, 25.1% for non-Hispanic whites, and 26.1% for Mexican Americans.

Prevention or delay of diabetes

- Progression to diabetes among those with prediabetes is not inevitable. Studies have shown that people with prediabetes who lose weight and increase their physical activity can prevent or delay diabetes and return their blood glucose levels to normal.
- In the Diabetes Prevention Program, a large prevention study of people at high risk for diabetes showed that lifestyle intervention reduced developing diabetes by 58% over 3 years. The reduction was even greater, 71%, among adults aged 60 years or older.
- Interventions to prevent or delay type 2 diabetes in individuals with prediabetes can be feasible and cost-effective. Research has found that lifestyle interventions are more cost-effective than medications.



DEPARTMENT OF HEALTH AND HUMAN SERVICES
CENTERS FOR DISEASE CONTROL AND PREVENTION

SAFER • HEALTHIER • PEOPLE™



National Estimates on Diabetes

Estimation methods

The diabetes estimates in this fact sheet were derived from various data systems of the Centers for Disease Control and Prevention (CDC), the outpatient database of the Indian Health Service (IHS), the U.S. Renal Data System of the National Institutes of Health (NIH), the U.S. Census Bureau, and published studies. Estimates of the total number of persons with diabetes and the prevalence of diabetes in 2007 were derived using 2003–2006 National Health and Nutrition Examination Survey (NHANES), 2004–2006 National Health Interview Survey (NHIS), 2005 IHS data, and 2007 resident population estimates. Many of the estimated numbers and percentages of people with diabetes were derived by applying diabetes prevalence estimates from health surveys of the civilian, noninstitutionalized population to the most recent 2007 resident population estimates. These estimates have some variability due to the limits of the measurements and estimation procedures. The procedures assumed that age-race-sex-specific percentages of adults with diabetes (diagnosed and undiagnosed) in 2007 are the same as they were in earlier time periods (e.g., 2003–2006), and that the age-race-sex-specific percentages of adults with diabetes in the resident population are identical to those in the civilian, noninstitutionalized population. Deviations from these assumptions may result in over- or under-estimated numbers and percentages. For further information about the methods for deriving total, diagnosed, and undiagnosed diabetes prevalence from NHANES data, see <http://www.cdc.gov/mmwr/preview/mmwrhtml/mm5235a1.htm>. More detail on the data sources, references, and methods are available at <http://www.cdc.gov/diabetes/pubs/references07.htm>.

Prevalence of diagnosed and undiagnosed diabetes in the United States, all ages, 2007

Total: 23.6 million people or 7.8% of the population have diabetes.

Diagnosed: 17.9 million people

Undiagnosed: 5.7 million people

Prevalence of diagnosed and undiagnosed diabetes among people aged 20 years or older, United States, 2007

Age 20 years or older: 23.5 million or 10.7% of all people in this age group have diabetes.

Age 60 years or older: 12.2 million or 23.1% of all people in this age group have diabetes.

Men: 12.0 million or 11.2% of all men aged 20 years or older have diabetes.

Women: 11.5 million or 10.2% of all women aged 20 years or older have diabetes.



DEPARTMENT OF HEALTH AND HUMAN SERVICES
CENTERS FOR DISEASE CONTROL AND PREVENTION

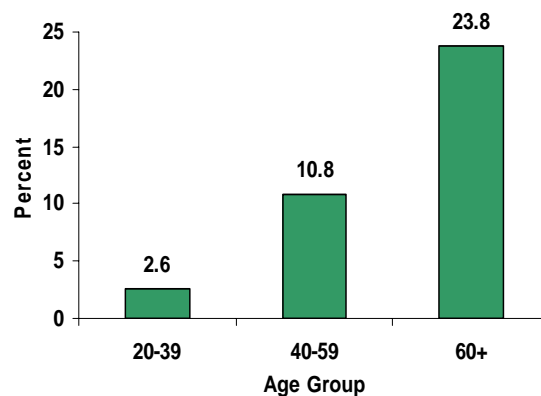
SAFER • HEALTHIER • PEOPLE™



Non-Hispanic whites: 14.9 million, or 9.8% of all non-Hispanic whites aged 20 years or older have diabetes.

Non-Hispanic blacks: 3.7 million, or 14.7% of all non-Hispanic blacks aged 20 years or older have diabetes.

Estimated prevalence of diagnosed and undiagnosed diabetes in people aged 20 years or older, by age group, United States, 2007



Source: 2003–2006 National Health and Nutrition Examination Survey estimates of total prevalence (both diagnosed and undiagnosed) were projected to year 2007.

Prevalence of diagnosed diabetes in people younger than 20 years of age, United States, 2007

- About 186,300 people younger than 20 years have diabetes (type 1 or type 2). This represents 0.2% of all people in this age group. Estimates of undiagnosed diabetes are unavailable for this age group.

Race and ethnic differences in prevalence of diagnosed diabetes

Sufficient data are not available to derive prevalence estimates of both diagnosed and undiagnosed diabetes for all minority populations. For example, national survey data can not provide reliable estimates for the Native Hawaiian and other Pacific Islander population. However, national estimates of diagnosed diabetes for certain minority groups are available from national survey data and from the Indian Health Service (IHS) user population database, which includes data for approximately 1.4 million American Indians and Alaska Natives in the United States who receive health care from the IHS. Because most minority populations are younger and tend to develop diabetes at earlier ages



DEPARTMENT OF HEALTH & HUMAN SERVICES
CENTERS FOR DISEASE CONTROL AND PREVENTION

SAFER • HEALTHIER • PEOPLE™



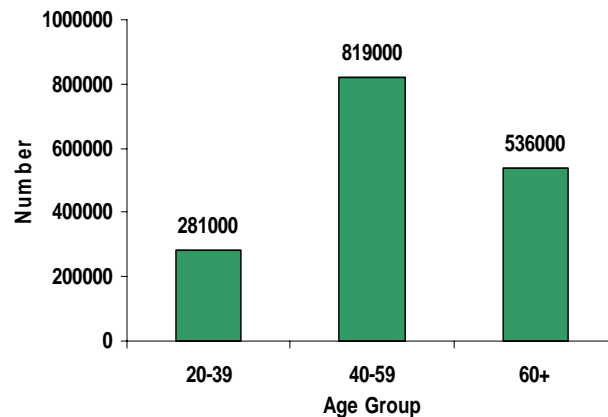
than the non-Hispanic white population, it is important to control for population age differences when making race and ethnic comparisons.

- Data from the 2005 IHS user population database indicate that 14.2% of the American Indians and Alaska Natives aged 20 years or older who received care from IHS had diagnosed diabetes. After adjusting for population age differences, 16.5% of the total adult population served by IHS had diagnosed diabetes, with rates varying by region from 6.0% among Alaska Native adults to 29.3% among American Indian adults in southern Arizona.
- After adjusting for population age differences, 2004–2006 national survey data for people aged 20 years or older indicate that 6.6% of non-Hispanic whites, 7.5% of Asian Americans, 10.4% of Hispanics, and 11.8% of non-Hispanic blacks had diagnosed diabetes. Among Hispanics, rates were 8.2% for Cubans, 11.9% for Mexican Americans, and 12.6% for Puerto Ricans.

Incidence of diagnosed diabetes among people aged 20 years or older, United States, 2007

About 1.6 million new cases of diabetes were diagnosed in people aged 20 years or older in 2007.

Estimated number of new cases of diagnosed diabetes in people aged 20 years or older, by age group, United States, 2007



Source: 2004–2006 National Health Interview Survey estimates projected to year 2007.



**DEPARTMENT OF HEALTH & HUMAN SERVICES
CENTERS FOR DISEASE CONTROL AND PREVENTION**

SAFER • HEALTHIER • PEOPLE™



Incidence of diagnosed diabetes in people younger than 20 years of age, United States, 2002–2003

SEARCH for Diabetes in Youth is a multicenter study funded by CDC and NIH to examine diabetes (type 1 and type 2) among children and adolescents in the United States. *SEARCH* findings for the communities studied include the following:

- Based on 2002–2003 data, 15,000 youth in the United States were newly diagnosed with type 1 diabetes annually, and about 3,700 youth were newly diagnosed with type 2 diabetes annually.
- The rate of new cases among youth was 19.0 per 100,000 each year for type 1 diabetes and 5.3 per 100,000 for type 2 diabetes.
- Non-Hispanic white youth had the highest rate of new cases of type 1 diabetes.
- Type 2 diabetes was extremely rare among youth aged <10 years. While still infrequent, rates were greater among youth aged 10–19 years compared to younger children, with higher rates among U.S. minority populations compared with non-Hispanic whites.
- Among non-Hispanic white youth aged 10–19 years, the rate of new cases of type 1 diabetes was higher than for type 2 diabetes. For Asian/Pacific Islander and American Indian youth aged 10–19 years, the opposite was true—the rate of new cases of type 2 was greater than the rate for type 1 diabetes. Among African American and Hispanic youth aged 10–19 years, the rates of new cases of type 1 and type 2 diabetes were similar.

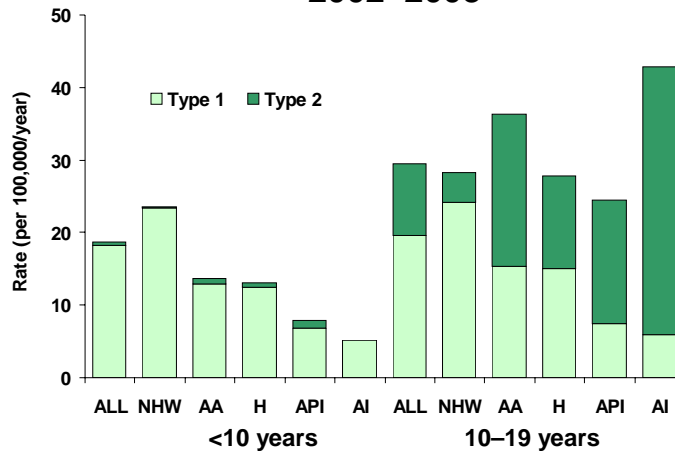


DEPARTMENT OF HEALTH AND HUMAN SERVICES
CENTERS FOR DISEASE CONTROL AND PREVENTION

SAFER • HEALTHIER • PEOPLE™



Rate of new cases of type 1 and type 2 diabetes among youth aged <20 years, by race/ethnicity, 2002–2003



Source: SEARCH for Diabetes in Youth Study
NHW=Non-Hispanic whites; AA=African Americans; H=Hispanics; API=Asian/Pacific Islanders; AI=American Indians

Deaths among people with diabetes, United States, 2006

- Diabetes was the seventh leading cause of death listed on U.S. death certificates in 2006. This ranking is based on the 72,507 death certificates in 2006 in which diabetes was listed as the underlying cause of death. According to death certificate reports, diabetes contributed to a total of 233,619 deaths in 2005, the latest year for which data on contributing causes of death are available.
- Diabetes is likely to be underreported as a cause of death. Studies have found that only about 35% to 40% of decedents with diabetes had it listed anywhere on the death certificate and only about 10% to 15% had it listed as the underlying cause of death.
- Overall, the risk for death among people with diabetes is about twice that of people without diabetes of similar age.



DEPARTMENT OF HEALTH AND HUMAN SERVICES
CENTERS FOR DISEASE CONTROL AND PREVENTION

SAFER • HEALTHIER • PEOPLE™



Complications of diabetes in the United States

Heart disease and stroke

- In 2004, heart disease was noted on 68% of diabetes-related death certificates among people aged 65 years or older.
- In 2004, stroke was noted on 16% of diabetes-related death certificates among people aged 65 years or older.
- Adults with diabetes have heart disease death rates about 2 to 4 times higher than adults without diabetes.
- The risk for stroke is 2 to 4 times higher among people with diabetes.

High blood pressure

- In 2003–2004, 75% of adults with self-reported diabetes had blood pressure greater than or equal to 130/80 millimeters of mercury (mm Hg), or used prescription medications for hypertension.

Blindness

- Diabetes is the leading cause of new cases of blindness among adults aged 20–74 years.
- Diabetic retinopathy causes 12,000 to 24,000 new cases of blindness each year.

Kidney disease

- Diabetes is the leading cause of kidney failure, accounting for 44% of new cases in 2005.
- In 2005, 46,739 people with diabetes began treatment for end-stage kidney disease in the United States and Puerto Rico.
- In 2005, a total of 178,689 people with end-stage kidney disease due to diabetes were living on chronic dialysis or with a kidney transplant in the United States and Puerto Rico.

Nervous system disease

- About 60% to 70% of people with diabetes have mild to severe forms of nervous system damage. The results of such damage include impaired sensation or pain in the feet or hands, slowed digestion of food in the stomach, carpal tunnel syndrome, erectile dysfunction, or other nerve problems.
- Almost 30% of people with diabetes aged 40 years or older have impaired sensation in the feet (i.e., at least one area that lacks feeling).
- Severe forms of diabetic nerve disease are a major contributing cause of lower-extremity amputations.



DEPARTMENT OF HEALTH AND HUMAN SERVICES
CENTERS FOR DISEASE CONTROL AND PREVENTION

SAFER • HEALTHIER • PEOPLE™



Amputations

- More than 60% of nontraumatic lower-limb amputations occur in people with diabetes.
- In 2004, about 71,000 nontraumatic lower-limb amputations were performed in people with diabetes.

Dental disease

- Periodontal (gum) disease is more common in people with diabetes. Among young adults, those with diabetes have about twice the risk of those without diabetes.
- Persons with poorly controlled diabetes (A1c > 9%) were nearly 3 times more likely to have severe periodontitis than those without diabetes.
- Almost one-third of people with diabetes have severe periodontal disease with loss of attachment of the gums to the teeth measuring 5 millimeters or more.

Complications of pregnancy

- Poorly controlled diabetes before conception and during the first trimester of pregnancy among women with type 1 diabetes can cause major birth defects in 5% to 10% of pregnancies and spontaneous abortions in 15% to 20% of pregnancies.
- Poorly controlled diabetes during the second and third trimesters of pregnancy can result in excessively large babies, posing a risk to both mother and child.

Other complications

- Uncontrolled diabetes often leads to biochemical imbalances that can cause acute life-threatening events, such as diabetic ketoacidosis and hyperosmolar (nonketotic) coma.
- People with diabetes are more susceptible to many other illnesses, once they acquire these illnesses they often have worse prognoses. For example, they are more likely to die with pneumonia or influenza than people who do not have diabetes.
- Persons with diabetes aged 60 years or older are 2–3 times more likely to report an inability to walk one-quarter of a mile, climb stairs, do housework, or use a mobility aid compared with persons without diabetes in the same age group.

Preventing diabetes complications

Diabetes can affect many parts of the body and can lead to serious complications such as blindness, kidney damage, and lower-limb amputations. Working together, people with diabetes, their support network, and their health care providers can reduce the occurrence of these and other diabetes complications by controlling the levels of blood glucose, blood pressure, and blood lipids, by receiving other preventive care practices in a timely manner.

Glucose control

- Studies in the United States and abroad have found that improved glycemic control benefits people with either type 1 or type 2 diabetes. In general, every percentage point drop in A1c



DEPARTMENT OF HEALTH AND HUMAN SERVICES
CENTERS FOR DISEASE CONTROL AND PREVENTION

SAFER • HEALTHIER • PEOPLE™



blood test results (e.g., from 8.0% to 7.0%) can reduce the risk of microvascular complications (eye, kidney, and nerve diseases) by 40%.

- In patients with type 1 diabetes, intensive insulin therapy has long-term beneficial effects on the risk of cardiovascular disease.

Blood pressure control

- Blood pressure control reduces the risk of cardiovascular disease (heart disease or stroke) among persons with diabetes by 33% to 50%, and the risk of microvascular complications (eye, kidney, and nerve diseases) by approximately 33%.
- In general, for every 10 mm Hg reduction in systolic blood pressure, the risk for any complication related to diabetes is reduced by 12%.

Control of blood lipids

- Improved control of LDL cholesterol can reduce cardiovascular complications by 20% to 50%.

Preventive care practices for eyes, feet, and kidneys

- Detecting and treating diabetic eye disease with laser therapy can reduce the development of severe vision loss by an estimated 50% to 60%.
- Comprehensive foot care programs can reduce amputation rates by 45% to 85%.
- Detecting and treating early diabetic kidney disease by lowering blood pressure can reduce the decline in kidney function by 30% to 70%. Treatment with angiotensin-converting enzyme (ACE) inhibitors and angiotensin receptor blockers (ARBs) are more effective in reducing the decline in kidney function than other blood pressure lowering drugs.
- In addition to lowering blood pressure, ARBs reduce proteinuria, a risk factor for developing kidney disease, by 35%, similar to the reduction achieved by ACE inhibitors.

Estimated diabetes costs in the United States in 2007

Total (direct and indirect): \$174 billion

Direct medical costs: \$116 billion

- After adjusting for population age and sex differences, average medical expenditures among people with diagnosed diabetes were 2.3 times higher than what expenditures would be in the absence of diabetes.

Indirect costs: \$58 billion (disability, work loss, premature mortality)



**DEPARTMENT OF HEALTH AND HUMAN SERVICES
CENTERS FOR DISEASE CONTROL AND PREVENTION**

SAFER • HEALTHIER • PEOPLE™



Acknowledgments

The following organizations collaborated in compiling the information for this fact sheet:

- Agency for Health care Research and Quality
<http://www.ahrq.gov/browse/diabetes.htm>
- American Association of Diabetes Educators
<http://www.diabeteseducator.org>*
- American Diabetes Association
<http://www.diabetes.org>*
- Centers for Disease Control and Prevention
<http://www.cdc.gov/diabetes>
<http://www.cdc.gov/nchs>
- Centers for Medicare and Medicaid Services
<http://cms.hhs.gov>
- U.S. Department of Veterans Affairs
<http://www.va.gov/health/diabetes>
- Health Resources and Services Administration
<http://www.hrsa.gov>
- Indian Health Service
<http://www.ihs.gov/MedicalPrograms/Diabetes/index.asp>
- Juvenile Diabetes Research Foundation International
<http://www.jdrf.org>*
- National Diabetes Education Program, a joint program of NIH and CDC
<http://www.ndep.nih.gov>
<http://www.cdc.gov/diabetes/ndep/index.htm>
- National Diabetes Information Clearinghouse
<http://diabetes.niddk.nih.gov/>
- National Institute of Diabetes and Digestive and Kidney Diseases of the National Institutes of Health
<http://www.niddk.nih.gov>
- U.S. Department of Health and Human Services, Office of Minority Health
<http://www.omhrc.gov>

Links to non-Federal organizations are provided solely as a service to our users. Links do not constitute an endorsement of any organization by CDC or the Federal Government, and none should be inferred. The CDC is not responsible for the content of the individual organization Webpages found at this link.



**DEPARTMENT OF HEALTH AND HUMAN SERVICES
CENTERS FOR DISEASE CONTROL AND PREVENTION**

SAFER • HEALTHIER • PEOPLE™

**Note**

This publication is not subject to copyright restrictions; please duplicate and distribute copies as desired.

Citation

Centers for Disease Control and Prevention. National diabetes fact sheet: general information and national estimates on diabetes in the United States, 2007. Atlanta, GA: U.S. Department of Health and Human Services, Centers for Disease Control and Prevention, 2008.

For Public Inquiries & Publications

CDC-INFO Contact Center

Phone: 1-800-CDC-INFO (232-4636)

1-888-232-6348 TTY

E-Mail: cdcinfo@cdc.gov

In English, en Español

24 Hours/Day, 7 Days/Week

For Other Information

Division of Diabetes Translation

National Center for Chronic Disease Prevention and Health Promotion

Centers for Disease Control and Prevention

4770 Buford Highway NE, Mailstop K-10, Atlanta, GA 30341-3717

Telephone 770-488-5000; Fax 770-488-8211



**DEPARTMENT OF HEALTH AND HUMAN SERVICES
CENTERS FOR DISEASE CONTROL AND PREVENTION**

SAFER • HEALTHIER • PEOPLE™