

**FY 2008**

# THE DLR DATA BOOK

Extramural Loan Repayment Programs

Payback Service Center  
National Research Service Award

## Fiscal Year 2008 Highlights

Fiscal Year period covers

October 1, 2007 to September 30, 2008

## Application Cycle:

September 1 - December 1, 2007

NIH Division of Loan Repayment





## Table of Contents

<b>The Year in Review</b>	<b>1</b>
<b>The Five Extramural Loan Repayment Programs</b>	<b>2</b>
<b>Applications, Awards, and Success Rates by Program (New and Renewal)</b>	<b>3</b>
<b>Funding by Program (New and Renewal)</b>	<b>4</b>
<b>Funding by NIH Institutes and Centers (ICs) (New)</b>	<b>5</b>
<b>Funding by NIH Institutes and Centers (ICs) (Renewal)</b>	<b>6</b>
<b>Applications, Awards, and Success Rates by Post-Degree Years (New)</b>	<b>7</b>
<b>LRP Awards by Doctoral Degree (New)</b>	<b>8</b>
<b>LRP Awards by Doctoral Degree (Renewal)</b>	<b>9</b>
<b>Applications, Awards, and Success Rates by Source of Research Funding</b>	<b>10</b>
<b>Educational Debt Levels of LRP Awardees (New)</b>	<b>11</b>
<b>Educational Debt Levels of LRP Awardees (Renewal)</b>	<b>12</b>
<b>Applications, Awards, and Success Rates by Gender</b>	<b>13</b>
<b>Recipient Demographics (Race)</b>	<b>14</b>
<b>Recipient Demographics (Ethnicity)</b>	<b>15</b>
<b>Number of Participants by State</b>	<b>16</b>



## Glossary

**National Cancer Institute (NCI)**

---

**National Eye Institute (NEI)**

---

**National Heart, Lung, and Blood Institute (NHLBI)**

---

**National Human Genome Research Institute (NHGRI)**

---

**National Institute on Aging (NIA)**

---

**National Institute on Alcohol Abuse and Alcoholism (NIAAA)**

---

**National Institute of Allergy and Infectious Diseases (NIAID)**

---

**National Institute of Arthritis and Musculoskeletal and Skin Diseases (NIAMS)**

---

**National Institute of Biomedical Imaging and Bioengineering (NIBIB)**

---

**National Institute of Child Health and Human Development (NICHD)**

---

**National Institute on Deafness and Other Communication Disorders (NIDCD)**

---

**National Institute of Dental and Craniofacial Research (NIDCR)**

---

**National Institute of Diabetes and Digestive and Kidney Diseases (NIDDK)**

---

**National Institute on Drug Abuse (NIDA)**

---

**National Institute of Environmental Health Sciences (NIEHS)**

---

**National Institute of General Medical Sciences (NIGMS)**

---



## Glossary – 2

**National Institute of Mental Health (NIMH)**

---

**National Institute of Neurological Disorders and Stroke (NINDS)**

---

**National Institute of Nursing Research (NINR)**

---

**National Library of Medicine (NLM)**

---

**John E. Fogarty International Center (FIC)**

---

**National Center for Complementary and Alternative Medicine (NCCAM)**

---

**National Center on Minority Health and Health Disparities (NCMHD)**

---

**National Center for Research Resources (NCRR)**

---



## The Year in Review

In Fiscal Year (FY) 2008, 3,377 individuals applied to the five Extramural Loan Repayment Programs (LRPs): Clinical Research, Pediatric Research, Health Disparities Research, Clinical Research for Individuals from Disadvantaged Backgrounds, and Contraception and Infertility Research. Of those applicants, 1,583 were awarded contracts totaling \$71,361,754. The combined (new and renewal applicants) success rate for the Extramural LRPs was 47 percent.

The Extramural Clinical Research LRP received 56 percent (1,881) of all applications.

New applicants (those not previously funded) constituted 65 percent of all applications while renewal applicants (those previously funded) comprised 35 percent of all applicants. Success rates for new and renewal applicants were 35 and 69 percent, respectively.

The LRPs are open to health professionals with doctoral level degrees and varying levels of experience. Most new FY 2008 awardees are beginning their careers, with 57 percent having received their qualifying degrees within the last 5 years and 94 percent within the past 10 years.

Physician doctorates (including dual physician doctorates and academic doctorates, for example, MD/PhD degrees) comprised 53 percent of the 1,583 awards, while those with academic doctoral level degrees comprised 45 percent of the total awards.

Seventy-four percent of the new awardees had educational debt greater than \$50,000, with 9 percent having debt levels greater than \$200,000. In comparison, 32 percent of the renewal awardees had educational debt greater than \$50,000, with 1% having debt levels greater than \$200,000.

Women received 840 of the 1,583 LRP awards. Black/African American applicants received 134 awards, Asians received 164 awards, Hispanics received 84 awards, and American Indians/Alaska Natives were recipients of 7 awards.



## The Five Extramural Loan Repayment Programs

### Clinical Research LRP:

---

Clinical research is “patient-oriented clinical research conducted with human subjects, or research on the causes and consequences of disease in human populations involving material of human origin (such as tissue specimens and cognitive phenomena) for which an investigator or colleague directly interacts with human subjects in an outpatient or inpatient setting to clarify a problem in human physiology, pathophysiology or disease, or epidemiologic or behavioral studies, outcomes research or health services research, or developing new technologies, therapeutic interventions, or clinical trials.”

### Pediatric Research LRP:

---

Qualified Pediatric Research is defined as “research directly related to diseases, disorders, and other conditions in children.”

### Health Disparities Research LRP:

---

The scope of research qualified for this program includes basic research, clinical research or behavioral research directly related to health disparity populations and the medically underserved. Group is defined as a health disparity population “if there is a significant disparity in the overall rate of disease incidence, prevalence, morbidity, mortality, or survival rates in the population as compared to the health status of the general population.”

### Clinical Research for Individuals from Disadvantaged Backgrounds LRP:

---

For this program, “an individual from a disadvantaged background” is defined according to low family income levels set by the U.S. Bureau of the Census – as published in the Federal Register.

To meet this low-income requirement candidates must demonstrate their disadvantaged status by submitting (1) a written statement from former school(s) where he/she qualified for Federal disadvantaged assistance, (2) verification of receipt of loans from either the Health Professions Student Loans (HPSL) or Loans for Disadvantaged Student Program, or (3) verification of a scholarship from the U.S. Department of Health and Human Services under the Scholarship for Individuals with Exceptional Financial Need.

### Contraception and Infertility Research LRP:

---

Contraception research is defined as research whose ultimate goal is to provide new or improved methods of preventing pregnancy. Infertility research is defined as research whose long-range objective is to evaluate, treat, or ameliorate conditions which result in the failure of couples to either conceive or bear young.








## Applications, Awards, and Success Rates By Program

In FY 2008, the NIH received 3,377 applications. 65 percent of the applications were from new applicants. 47 percent of all applicants were awarded contracts.

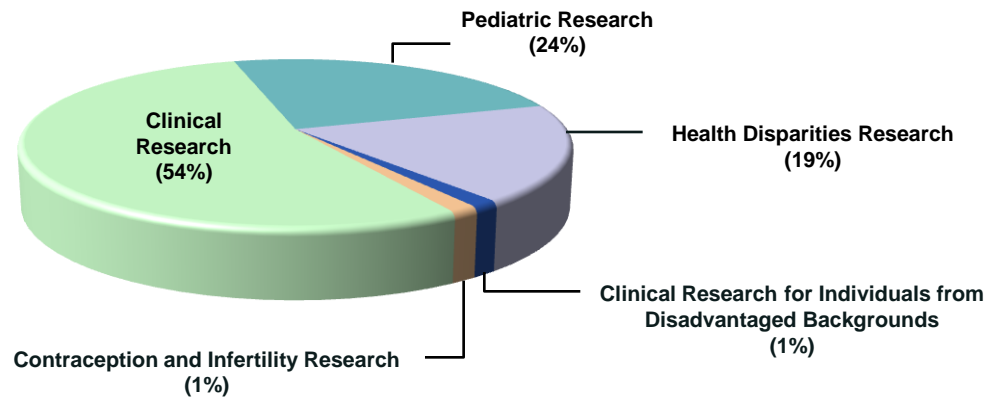
LRP	New			Renewal			Total		
	Applications	Awards	Success Rate	Applications	Awards	Success Rate	Applications	Awards	Success Rate
Clinical Research	1,171	407	35%	710	502	71%	1,881	909	48%
Pediatric Research	571	179	31%	262	168	64%	833	347	42%
Health Disparities Research	398	165	41%	177	124	70%	575	289	50%
Clinical Research for Individuals from Disadvantaged Backgrounds	23	7	30%	19	14	74%	42	21	50%
Contraception and Infertility Research	34	9	26%	12	8	67%	46	17	37%
<b>Total</b>	<b>2,197</b>	<b>767</b>	<b>35%</b>	<b>1,180</b>	<b>816</b>	<b>69%</b>	<b>3,377</b>	<b>1,583</b>	<b>47%</b>



### Funding by Program

LRP	New		Renewal		Total	
	Awards	Funding	Awards	Funding	Awards	Funding
 Clinical Research	407	\$23,836,440	502	\$14,757,190	909	\$38,593,631
 Pediatric Research	179	\$11,752,529	168	\$5,654,315	347	\$17,406,844
 Health Disparities Research	165	\$9,851,223	124	\$3,533,913	289	\$13,385,136
 Clinical Research for Individuals from Disadvantaged Backgrounds	7	\$511,993	14	\$467,700	21	\$979,694
 Contraception and Infertility Research	9	\$771,871	8	\$224,579	17	\$996,450
<b>Total</b>	<b>767</b>	<b>\$46,724,056</b>	<b>816</b>	<b>\$24,637,698</b>	<b>1,583</b>	<b>\$71,361,754</b>

### Percent of Total Awards by LRP







## Funding by NIH Institutes and Centers (ICs) New Awards

IC	Awards	Funding
NCMHD	172	\$10,363,216
NCI	73	\$4,614,826
NHLBI	72	\$5,297,844
NIAID	62	\$3,563,645
NIMH	61	\$3,335,978
NICHD	60	\$3,533,197
NIDDK	41	\$3,107,629
NIDA	38	\$2,139,075
NIA	32	\$1,453,330
NINDS	27	\$1,868,010
NCRR	21	\$1,238,651
NIAMS	18	\$1,146,759
NIDCD	17	\$912,546
NEI	16	\$1,183,038
NIAAA	16	\$617,771
NIDCR	10	\$531,843

IC	Awards	Funding
NIGMS	7	\$681,290
NCCAM	6	\$310,694
NIEHS	6	\$399,841
NINR	4	\$46,738
NHGRI	3	\$177,232
NIBIB	3	\$152,193
NLM	2	\$48,711
<b>Total</b>	<b>767</b>	<b>\$46,724,056</b>

**23 Institutes and Centers funded  
at least one new LRP contract  
in FY 2008.**



## Funding by NIH Institutes and Centers (ICs) Renewal Awards

IC	Awards	Funding
NCMHD	138	\$4,001,613
NCI	85	\$3,476,895
NHLBI	82	\$3,652,506
NIAID	79	\$2,041,723
NIDA	73	\$1,292,739
NIMH	63	\$1,298,982
NICHD	47	\$1,767,497
NCRR	42	\$1,552,147
NIA	42	\$1,040,881
NIAAA	35	\$891,280
NINDS	35	\$807,512
NIAMS	22	\$643,373
NIDDK	20	\$964,362
NEI	19	\$386,533
NIDCD	12	\$202,699
NCCAM	5	\$138,099

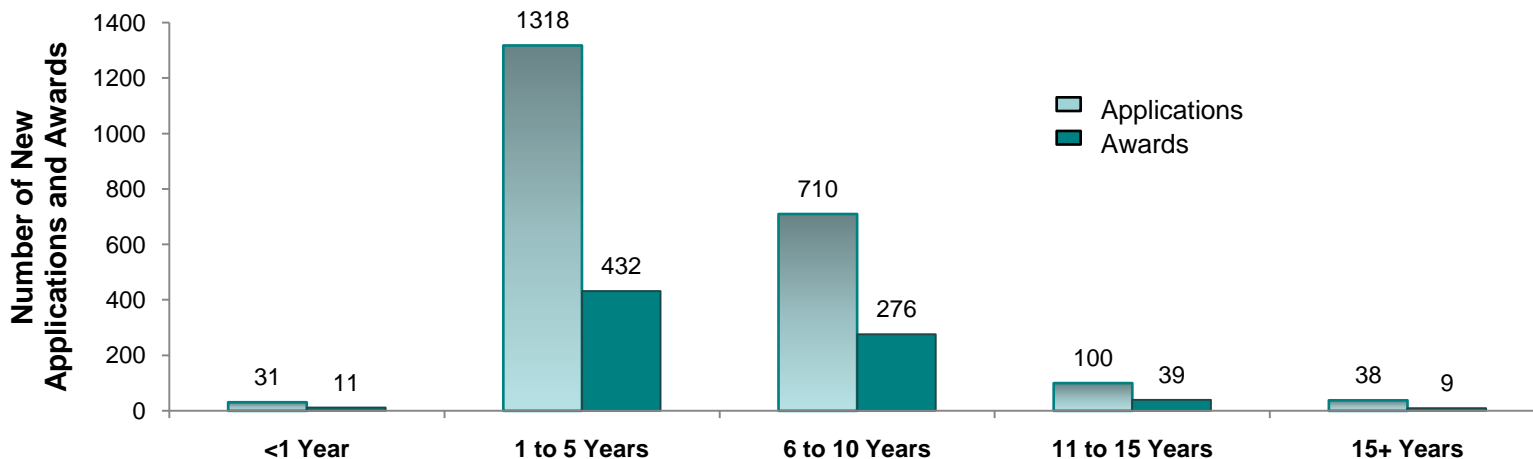
IC	Awards	Funding
NIDCR	5	\$115,338
NIEHS	4	\$48,120
NIGMS	3	\$35,698
NHGRI	2	\$90,609
NLM	2	\$85,955
FIC	1	\$103,138
<b>Total</b>	<b>816</b>	<b>\$24,637,698</b>

**22 Institutes and Centers funded  
at least one renewal LRP contract  
in FY 2008.**

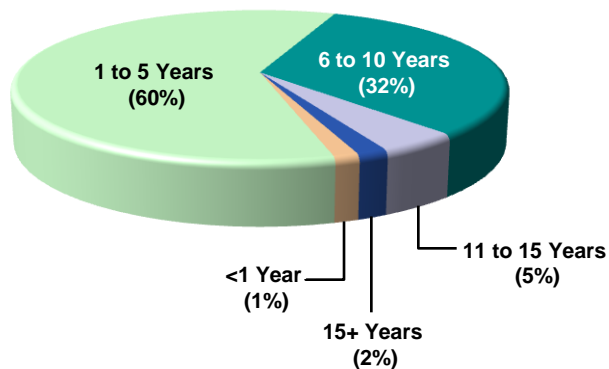


# Applications, Awards, and Success Rates

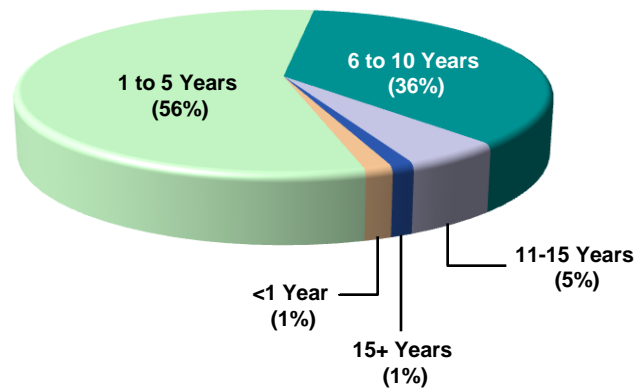
## New Applicants and Awardees By Post-Degree Years



Distribution of Applications



Distribution of Awards





## LRP Awards by Doctoral Degree New Awards

**Physician Doctorate:** 338 (44%) held MD or DO degrees.

**Professional Clinical Doctorate:** 20 (3%) held DDS, DMD, DVM, ND, OD, PharmD, or PsyD degrees.

**Academic Doctorate:** 347 (45%) held PhD, DNSc, DrPH, EdD, or ScD degrees.

**Physician Doctorate / Academic Doctorate:** 62 (8%) held dual MD/PhD degrees.

LRP	Physician Doctorate	Professional Clinical Doctorate	Academic Doctorate	Physician Doctorate / Academic Doctorate	Total
Clinical Research	197	15	157	38	407
Pediatric Research	91	4	63	21	179
Health Disparities Research	35	1	126	3	165
Clinical Research for Individuals from Disadvantaged Backgrounds	6	0	1	0	7
Contraception and Infertility Research	9	0	0	0	9
<b>Total</b>	<b>338</b>	<b>20</b>	<b>347</b>	<b>62</b>	<b>767</b>



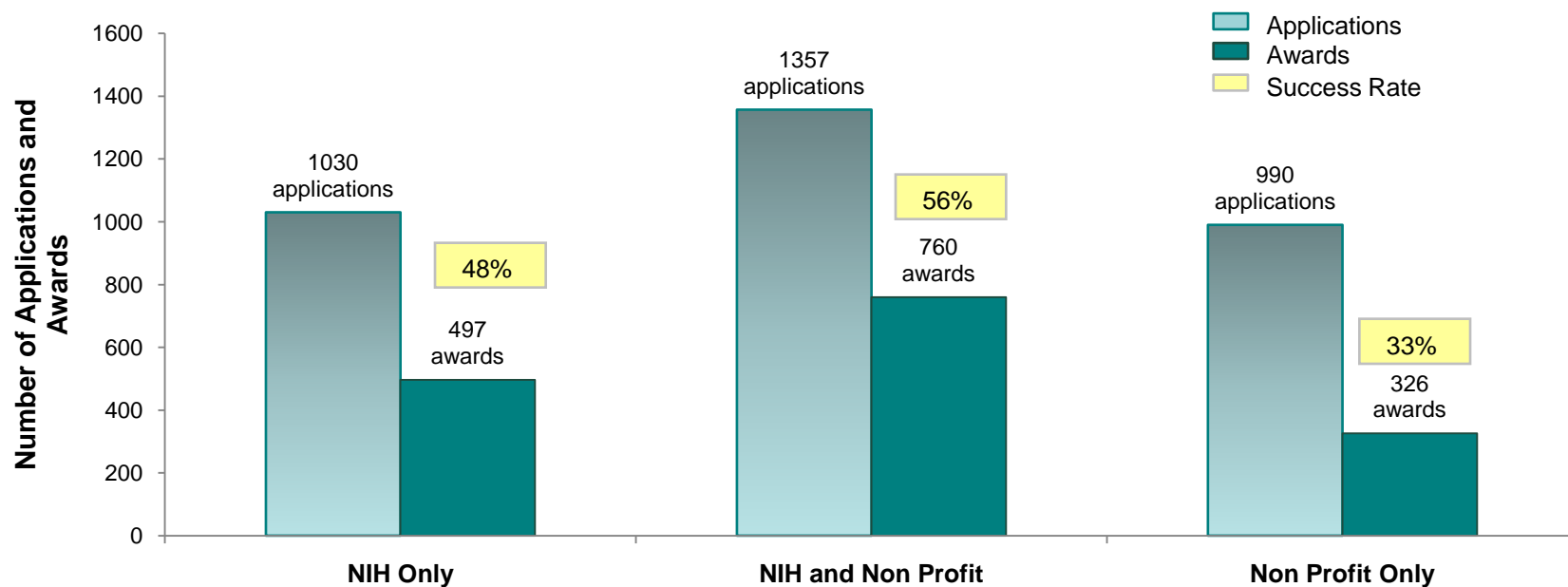
## LRP Awards by Doctoral Degree Renewal Awards

Physician Doctorate:	367 (45%) held MD or DO degrees.
Professional Clinical Doctorate:	16 (2%) held DDS, DPT, ND, OD, PharmD, or PsyD degrees.
Academic Doctorate:	359 (44%) held PhD, DrPH, EdD, or ScD degrees.
Physician Doctorate / Academic Doctorate:	74 (9%) held dual MD/PhD degrees.

LRP	Physician Doctorate	Professional Clinical Doctorate	Academic Doctorate	Physician Doctorate / Academic Doctorate	Total
Clinical Research	239	12	205	46	502
Pediatric Research	93	2	52	21	168
Health Disparities Research	22	2	94	6	124
Clinical Research for Individuals from Disadvantaged Backgrounds	10	0	4	0	14
Contraception and Infertility Research	3	0	4	1	8
<b>Totals</b>	<b>367</b>	<b>16</b>	<b>359</b>	<b>74</b>	<b>816</b>



## Applications, Awards, and Success Rates By Source of Research Funding





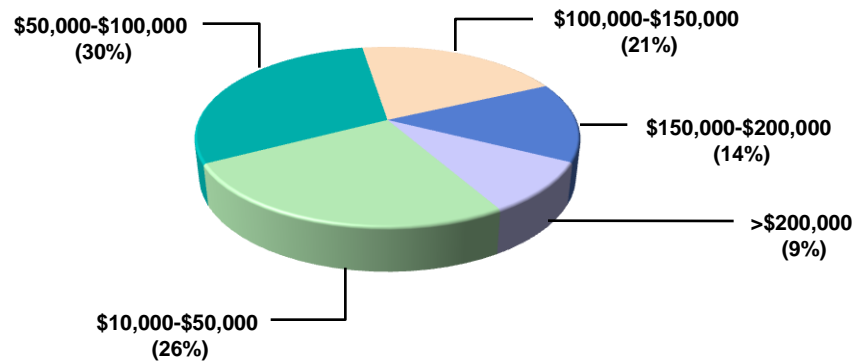
## Educational Debt Levels of LRP Awardees

### New Awards

Seventy-four percent of new FY 2008 awardees had educational debt levels in excess of \$50,000.

Debt Range	Number of Awardees
Less than \$10,000	0
\$10,000 - \$50,000	197
\$50,000 - \$100,000	231
\$100,000 - \$150,000	158
\$150,000 - \$200,000	110
\$200,000 and over	71
<b>Total</b>	<b>767</b>

Distribution of Awards by Debt Level



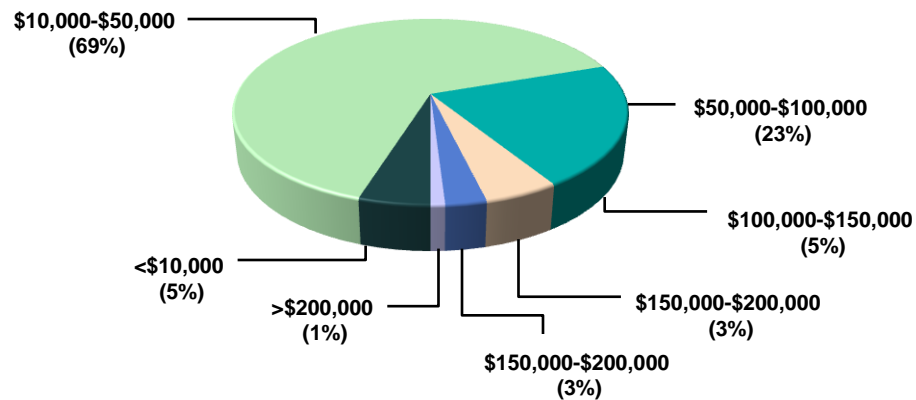


## Educational Debt Levels of LRP Awardees Renewal Awards

Thirty-two percent of renewal FY 2008 awardees had educational debt levels in excess of \$50,000.

Debt Range	Number of Awardees
Less than \$10,000	40
\$10,000 - \$50,000	529
\$50,000 - \$100,000	174
\$100,000 - \$150,000	42
\$150,000 - \$200,000	23
\$200,000 and over	8
<b>Total</b>	<b>816</b>

Distribution of Awards by Debt Level







## Applications, Awards, and Success Rates By Gender

LRP	Male Applicants			Female Applicants			Gender Distribution	
	Applications	Awards	Success Rate	Applications	Awards	Success Rate	% Male Awardees	% Female Awardees
Clinical Research	906	459	51%	916	431	47%	52%	48%
Pediatric Research	370	164	44%	441	177	40%	48%	52%
Health Disparities Research	162	79	49%	400	205	51%	28%	72%
Clinical Research for Individuals from Disadvantaged Backgrounds	15	6	40%	26	14	54%	30%	70%
Contraception and Infertility Research	11	4	36%	35	13	37%	24%	76%
<b>Total*</b>	<b>1,464</b>	<b>712</b>	<b>49%</b>	<b>1,818</b>	<b>840</b>	<b>46%</b>	<b>46%</b>	<b>54%</b>

\*Does not include applicants (95) and awardees (31) who did not state their gender.



## Recipient Demographics By Ethnicity

LRP	Awards	Hispanic or Latino	Not Hispanic or Latino
Clinical Research	909	29	880
Pediatric Research	347	14	333
Health Disparities Research	289	35	254
Clinical Research for Individuals from Disadvantaged Backgrounds	21	3	18
Contraception and Infertility Research	17	3	14
<b>Total</b>	<b>1,583</b>	<b>84</b>	<b>1,499</b>
<b>Percent of Awards</b>		<b>5%</b>	<b>95%</b>

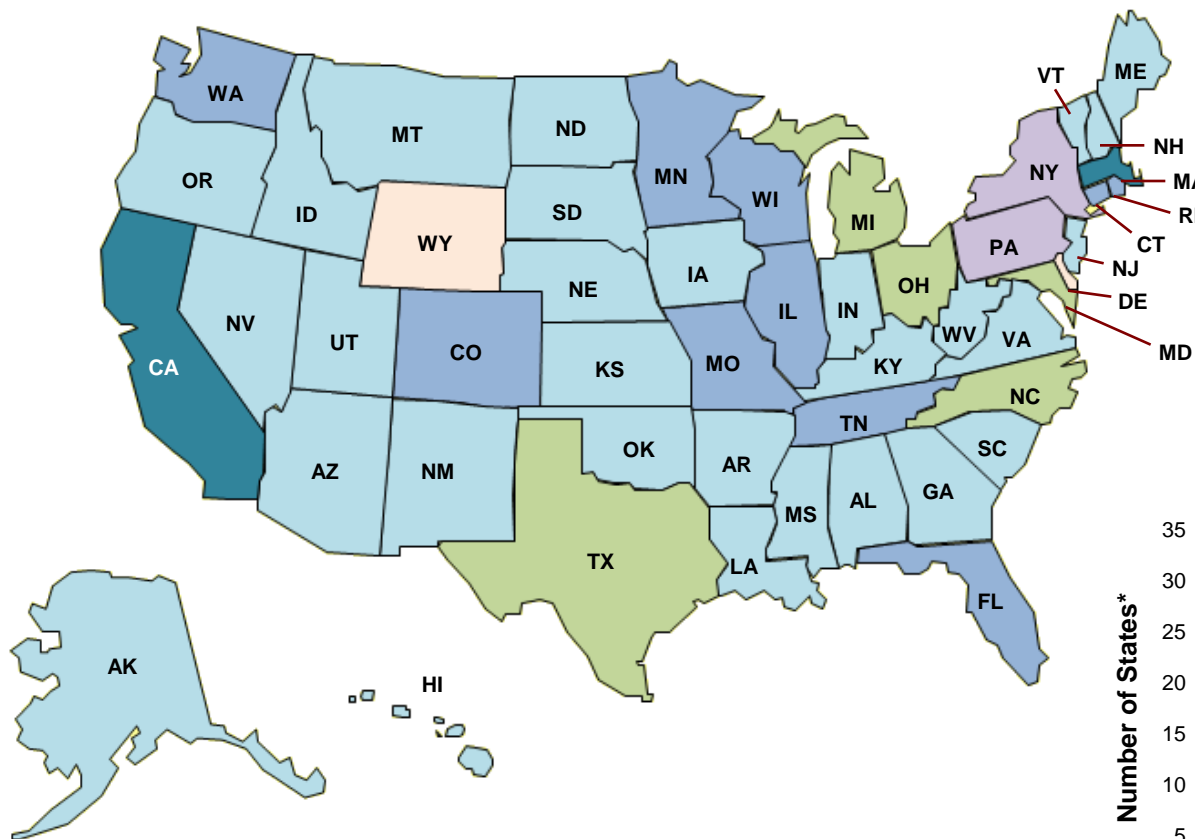


## Recipient Demographics By Race

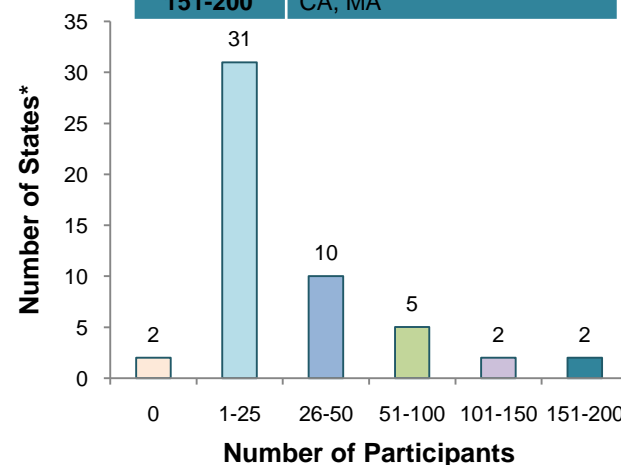
LRP	Awards	American Indian or Alaska Native	Black or African-American	Asian	Native Hawaiian or Other Pacific Islander	White	More Than One Race	Other / No Response
Clinical Research	909	2	97	23	0	678	14	68
Pediatric Research	347	0	35	9	0	261	4	25
Health Disparities Research	289	4	28	96	0	102	10	18
Clinical Research for Individuals from Disadvantaged Backgrounds	21	1	3	5	0	6	0	3
Contraception and Infertility Research	17	0	1	1	0	11	0	1
<b>Total</b>	<b>1,583</b>	<b>7</b>	<b>164</b>	<b>134</b>	<b>0</b>	<b>1,058</b>	<b>28</b>	<b>115</b>
<b>Percent of Awards</b>		<b>&lt;1%</b>	<b>10%</b>	<b>8%</b>	<b>0%</b>	<b>67%</b>	<b>2%</b>	<b>7%</b>



# Number of Awardees by State



Number of Participants	States*
0	DE, WY
1-25	AK, AL, AR, AZ, DC, GA, HI, IA, ID, IN, KS, KY, LA, ME, MS, MT, ND, NE, NH, NJ, NM, NV, OK, OR, PR, SC, SD, UT, VA, VT, WV
26-50	CO, CT, FL, IL, MN, MO, RI, TN, WA, WI
51-100	MD, MI, NC, OH, TX
101-150	NY, PA
151-200	CA, MA



\* Includes DC and PR



## Table of Contents

<b>The NRSA Payback Service Center</b>	<b>1</b>
<b>New Files by NIH Institutes and Centers</b>	<b>2</b>
<b>Closed Files by NIH Institutes and Centers</b>	<b>3</b>
<b>Files sent to OFM by NIH Institutes and Centers</b>	<b>4</b>
<b>Files sent to Federal Records Center by NIH Institutes and Centers</b>	<b>5</b>



## The NRSA Payback Service Center

### Role of the Payback Service Center:

The National Research Service Award (NRSA) Payback Service Center (PSC) is responsible for monitoring and processing the payback obligation of individuals who received appointments to NIH IC training grants and fellowships under the Ruth L. Kirschstein National Research Service Award.

The NRSA PSC provides this service to all NIH Institutes and Centers (IC) that award training grants and fellowships. If an individual incurs a payback obligation, the awarding NIH IC sends the trainee/fellow file to the PSC. The PSC assures that the trainee/fellow honors their payback obligation.

The NRSA legislation requires Postdoctoral recipients of support to “pay back” the U.S. Government by engaging in health-related biomedical or behavioral research for a length of time equal to the period of NRSA support received up to 12 months. This requirement includes direct administration or review of health-related research, health-related teaching, or any combination of these activities. Postdoctoral trainees and fellows are required to begin engaging in acceptable payback activities within two years of their award termination. Postdoctoral trainees and fellows who do not engage in payback service can elect to pay back their debt financially. Extensions of time to initiate payback service, as well as payback deferrals and waivers, are granted under certain situations and circumstances.

Postdoctoral NRSA recipients with an outstanding payback obligation are required to file a Ruth L. Kirschstein Annual Payback Activities Certification (APAC) form (PHS 6031-1) with the PSC until their payback obligation is fulfilled. A letter with a link to the APAC form is mailed to participants on the anniversary date of their award termination. Each recipient must complete this form to indicate their payback status and report any payback service completed. Upon completion of their payback service, a letter is mailed to the trainee to acknowledge fulfillment of their NRSA obligation.

For more information and links to the APAC form and other web-based resources, please go to:

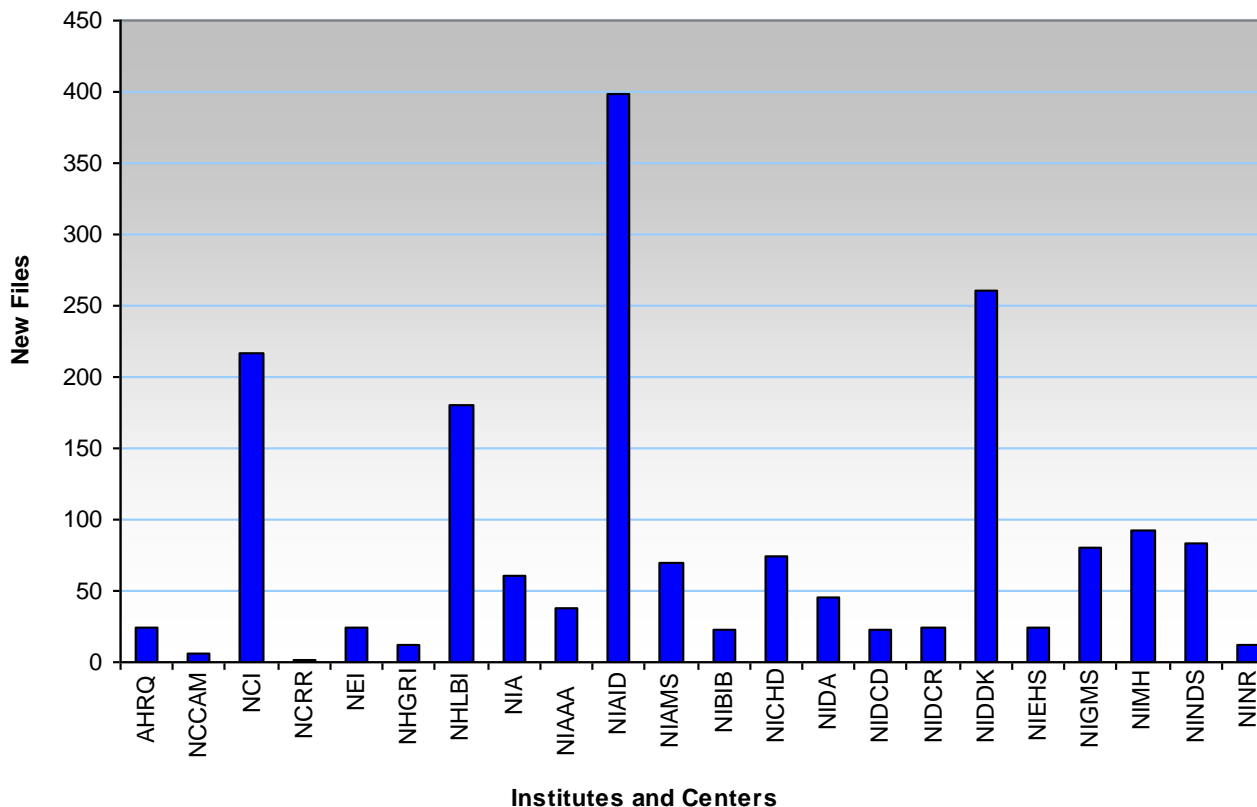
<http://grants.nih.gov/training/payback.htm>



## New Files

### By NIH Institutes and Centers

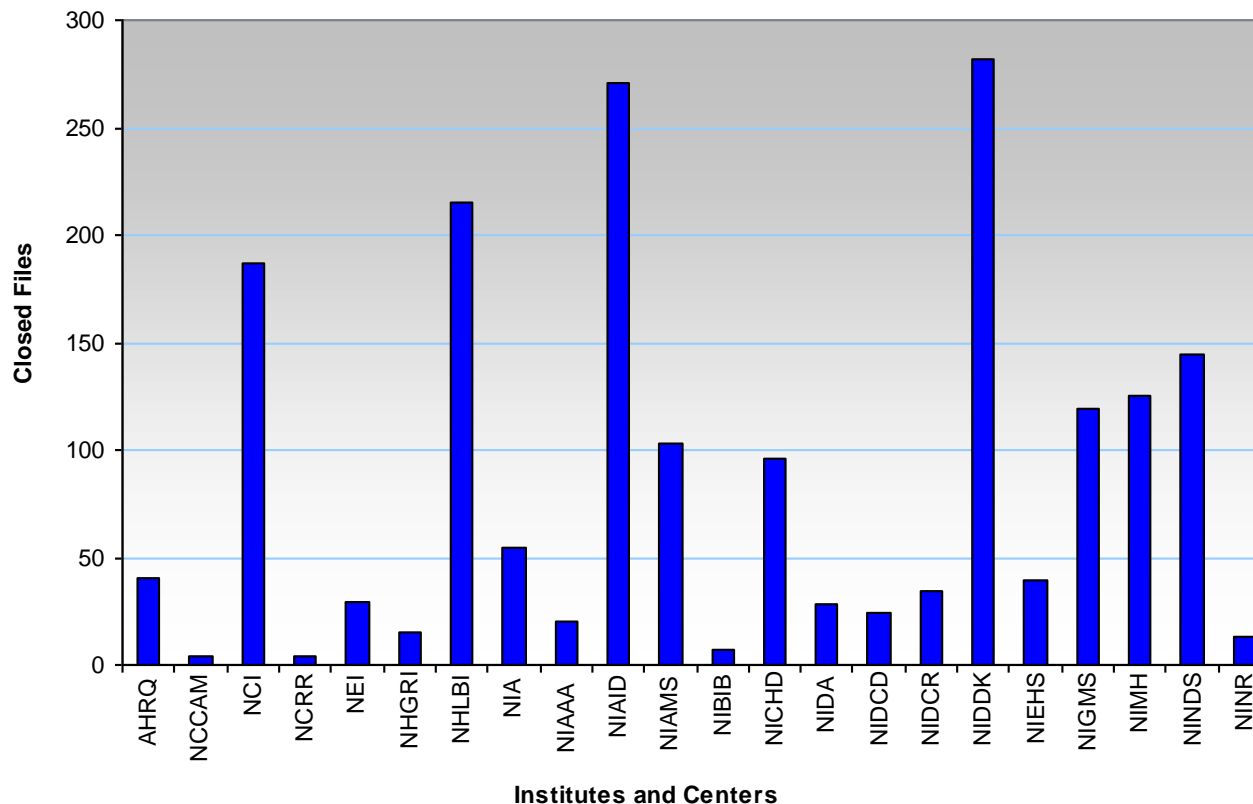
A new file is created when the awarding IC sends the trainee/fellow file to the NRSA Payback Service Center. The NRSA PSC received 1,776 new files from 22 different ICs in FY 2008, including the Agency for Healthcare Research and Quality (AHRQ).





## Closed Files By NIH Institutes and Centers

A file is officially closed when the trainee/fellow has fulfilled the NRSA payback obligation. The NRSA PSC closed a total of 1,854 files for 22 ICs in FY 2008.

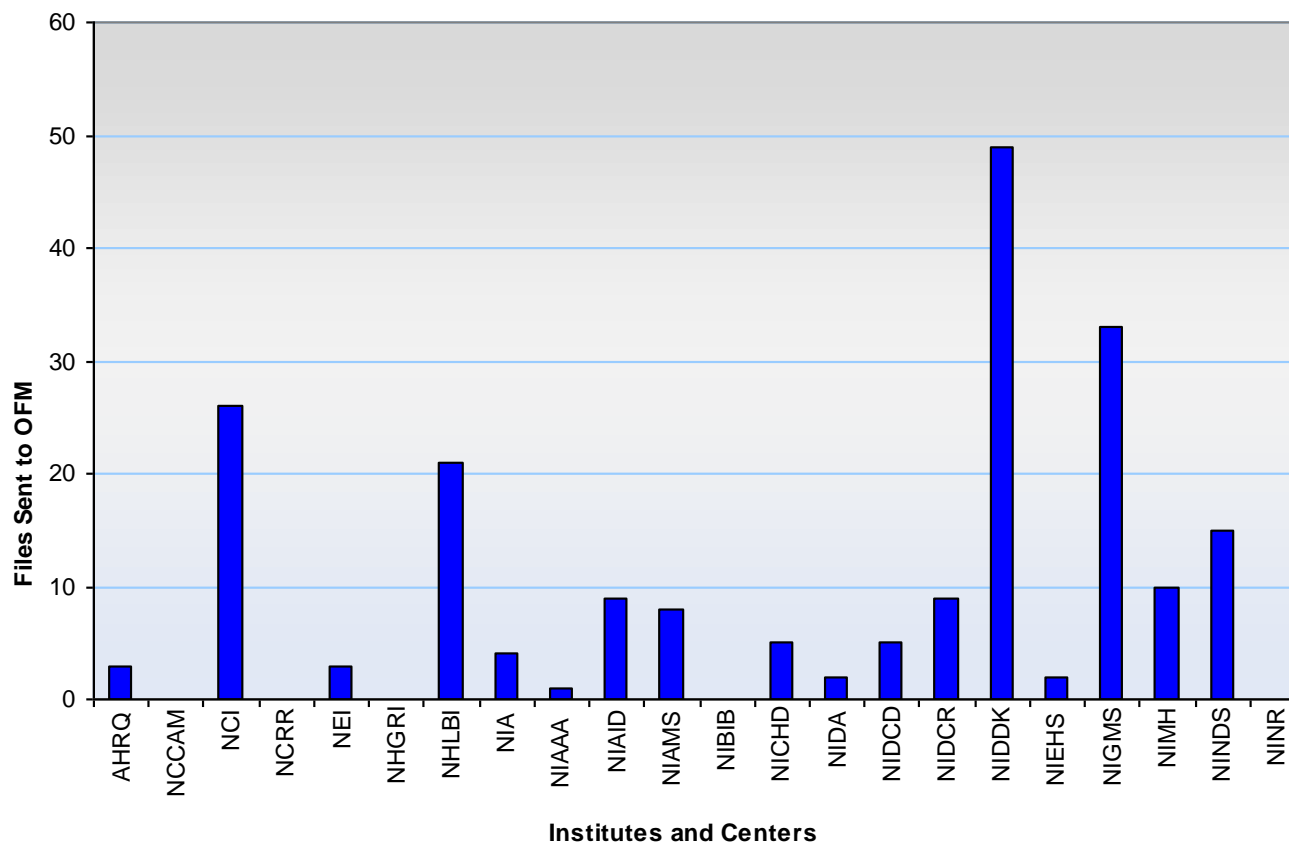






## Files Sent to OFM By NIH Institutes and Centers

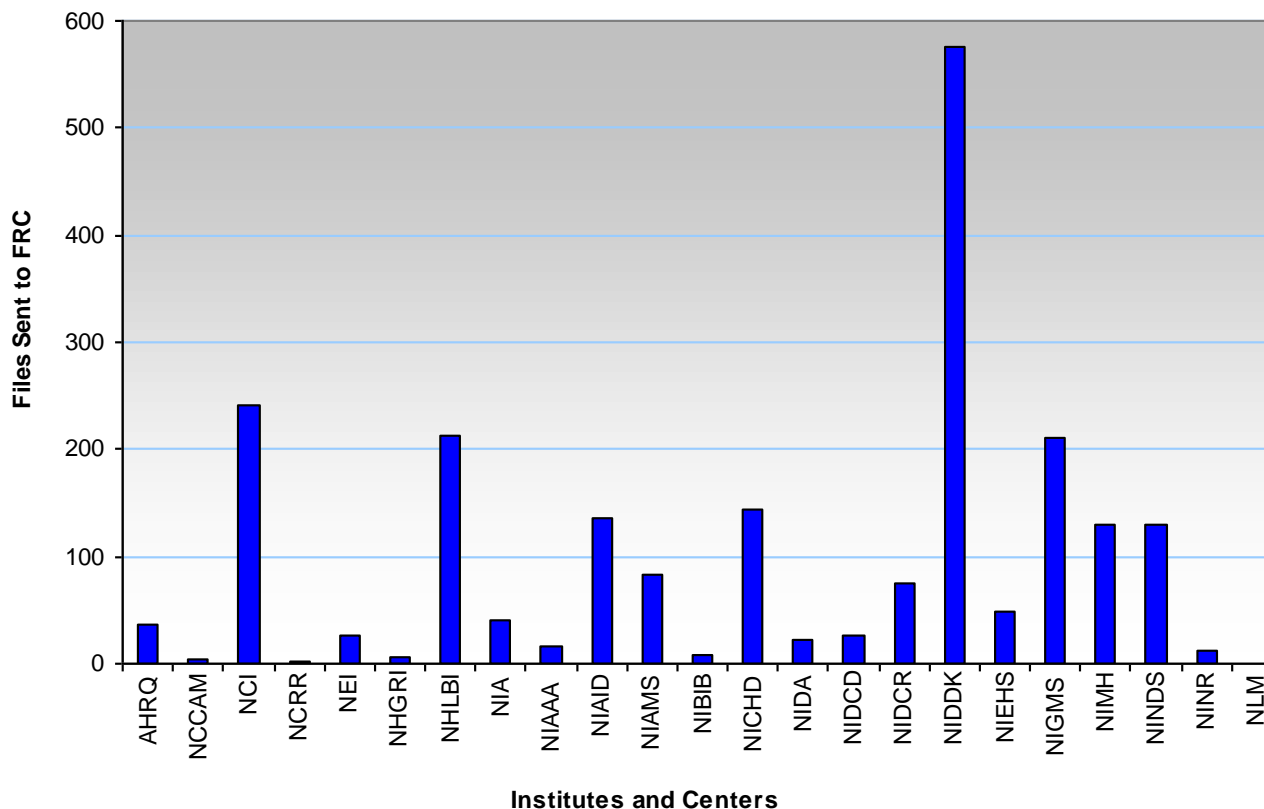
Files are sent to OFM for collection when the trainee/fellow is either unresponsive to letters sent by the NRSA PSC or has elected to fulfill the payback obligation via financial means. The NRSA PSC sent a total of 205 files from 17 ICs to OFM in FY 2008.





## Files Sent to Federal Records Center By NIH Institutes and Centers

One fiscal year after the files are officially closed, they are sent to the Federal Records Center (FRC). After six years, the records are destroyed. The NRSA PSC sent a total of 2,189 closed files from 23 different ICs to the FRC in FY 2008.



**Division of Loan Repayment  
Office of Extramural Programs  
Office of Extramural Research  
Office of the Director  
National Institutes of Health  
Department of Health and Human Services**

**Web sites:**

**Loan Repayment Program (LRP)**

[www.lrp.nih.gov](http://www.lrp.nih.gov)

**National Research Service Award (NRSA)**

<http://grants.nih.gov/training/nrsa.htm>

