

Section II:

**State Laws and Local Ordinances to
Reduce Tobacco Use**

*Leonard Casey, Holly Senn, Maggie Leighninger,
Robin Hobart, Kathryn B. Gower, Cassandra E. Welch*

INTRODUCTION

This section presents five charts containing a wide range of state laws and local ordinances designed to reduce tobacco use. There are also three summary tables that present the total number of various types of local ordinances by state.

Clean Indoor Air Provisions Summary Table 1 (page 71) summarizes the local clean indoor air provisions that appear in Charts 1 through 3.

Charts 1 through 3 cover the provisions of ordinances that restrict smoking in enclosed public places and workplaces, including restaurants and bars. To be included, an ordinance must have as its purpose the protection of nonsmokers from the health effects of secondhand smoke. Older ordinances designed as fire-safety measures are not included. Also not included are ordinances and administrative policies that limit smoking only in government-owned and operated buildings. Because of their limited impact on the public at large, these ordinances are not analyzed for inclusion in the ANR Foundation's database.

Youth Access Provisions Summary Table 2 (page 139) summarizes the various local youth access ordinances that appear in Chart 4.

Chart 4 covers the provisions of ordinances that restrict youth access to tobacco products. These include provisions banning tobacco vending machines, tobacco sampling, self-service displays, and single cigarette sales, as well as provisions licensing tobacco retailers and penalizing youth for purchase, possession, and/or use.

Advertising Restrictions Summary Table 3 (page 167) summarizes the local advertising restrictions appearing in Chart 5.

Chart 5 covers the provisions of ordinances that restrict tobacco advertising and promotion. These include provisions restricting placement of tobacco advertising by location (*e.g.*, within 1,000 feet of schools) or zones (*e.g.*, only allowed in industrial or commercial zones), on public transit, and in tobacco retail locations. Also captured are provisions allowing for so-called "tombstone exemptions," which allow generic, text-only tobacco advertisements in specified locations.

Also included in Charts 1 through 5 are maps prepared by the Tobacco Control Policies Project at the University of California, San Diego. These maps show the relationships between local ordinances and corresponding state level restrictions.

The data used to create the maps were obtained from two sources. The state data were taken from State Legislated Actions on Tobacco Issues, American Lung Association, 1997 (those data are current through Dec 31,

1997). The local ordinance data were taken from the National Matrix of Local Ordinances, Americans for Nonsmokers' Rights, 1998 (those data are updated through June 30, 1998).

The maps describe the tobacco control laws by presenting the laws at different levels of restriction. The Restaurant and Workplace maps measure the degree to which any covered establishment is required to be smoke-free. The Vending Machine and Self-service Display maps present areas which prohibit vending machines or self-service displays by law. The Licensing map indicates the type of licenses retailers are required to obtain to sell tobacco products, ranked by the severity of punishment for tobacco sales to minors.

The darker colors on the maps represent stronger restrictions required by law. The lightest color shows where there are no legal restrictions. The background color of each state (which will be the lightest color for that state) is determined by the level of restriction required by state law. Cities and counties that have more restrictive laws appear as darker colors within each state.

Whereas the tables provide precise information about state laws and local ordinances, the maps are designed to give a visual overview of certain state laws and local ordinances. This overview allows for a direct comparison between states regarding the level of restrictions required by law. Presenting the ordinances on a map also allows for the communities with strong tobacco control laws to stand out, especially if the state has weak or non-existent tobacco control laws. In Figure 1 (p. 72), for example, North Carolina shows low levels of restriction at the state level, but at the local level, the laws are more restrictive.

APPENDIX TO SECTION II This appendix contains information on state tobacco control laws. Appendix Table 1 covers state laws that restrict smoking in public places; Appendix Table 2 covers age restrictions for the sale of tobacco products; Appendix Table 3 covers state laws that restrict tobacco sales through vending machines; and Appendix Table 4 covers state restrictions on the distribution of tobacco product samples.

LIST OF TABLES AND FIGURES IN SECTION II

List of Tables

Summary Table 1	Local Clean Indoor Air Ordinances: Total Numbers by State	71
Chart 1	State Laws and Local Ordinances: Summary of Clean Indoor Air Provisions	73
Chart 2	State Laws and Local Ordinances: Workplace Provisions	97
Chart 3	State Laws and Local Ordinances: Enclosed Public Place Provisions	117
Summary Table 2	Local Ordinances Restricting Youth Access to Tobacco: Total Number by State	139
Chart 4	State Laws and Local Ordinances to Reduce Youth Access to Tobacco Products	143
Summary Table 3	Local Ordinances Restricting Tobacco Advertising: Total Number by State	167
Chart 5	State Laws and Local Ordinances to Restrict Tobacco Advertising	169

Appendix Tables

Appendix Table 1	State Laws Restricting Smoking in Public Places	178
Appendix Table 2	Age Restrictions for Sale of Tobacco Products by State	180
Appendix Table 3	Restrictions on Tobacco Sales through Vending Machines by State	182
Appendix Table 4	Restrictions on Distribution of Tobacco Product Samples by State	183

List of Figures

Figure 1	Smoking Laws in Restaurants: 1997	72
Figure 2	Smoking Restrictions in Workplaces: 1997	96
Figure 3	Vending Machine Placement Laws: 1997	140
Figure 4	Tobacco Retailer Licensing Laws: 1997	141
Figure 5	Self-service Display Laws: 1997	142

CLEAN INDOOR AIR PROVISIONS STATE LAWS AND LOCAL ORDINANCES: SUMMARY

SUMMARY TABLE 1 This table gives a tally of the local clean indoor air ordinances listed in Charts 1, 2, and 3. It also provides tallies for specific provisions within the clean indoor air ordinances.

Total: This column lists the total number of local communities with clean indoor air ordinances. This includes laws covering workplaces, restaurants, bars, and enclosed public places.

Workplaces: This column lists the total number of local communities with clean indoor air ordinances that have workplace provisions.

Restaurants: This column lists the total number of local communities with clean indoor air ordinances that have restaurant provisions.

Retail Stores: This column lists the total number of local communities with clean indoor air ordinances that cover retail stores.

Enclosed Public Places: This column lists the total number of local communities with clean indoor air ordinances that have provisions for indoor public places. Indoor public places include theater lobbies, bowling centers, retail stores, food markets, public transportation, and bingo parlors.

CHART 1 This is a quick reference to the major provisions of clean indoor air ordinances in the United States. It presents state laws and major city and county smoking ordinances. For each region covered, the table lists the population, date of last amendment, and whether the law covers smoking in workplaces, restaurants, bars, or enclosed public places. The agency responsible for enforcing the ordinance is also listed. There are 846 local clean indoor air ordinances included herein.

Last Amendment: This column indicates when a community enacted or last amended an ordinance containing clean indoor air provisions (normally by a city council, county board of supervisors, or local health board). In the case of ordinances that have been amended following original adoption, the column reflects the date of last amendment. Those ordinances that have been amended following original adoption are indicated by an asterisk next to the date.

Population: This column gives the Census Bureau estimate of the population for July 1, 1996, for each state, county, and city. These data can be found on the Census Bureau's web page at <http://www.census.gov/population/estimates/metro-city/scful96/sc96ful.zip>. County smoking ordinances cover the unincorporated areas of the county. Thus, the population is only for the unincorporated area. We estimated unincorporated areas by taking the balance of the county after subtracting out all city

populations. Population numbers are in thousands, except for numbers in (parentheses), which are exact figures for areas inhabited by less than 1000 people. The local (city and county) clean indoor air ordinances cover a total population of approximately 87,899,000.

Workplaces Covered: This column indicates whether an ordinance restricts smoking in places of work. "Partial" indicates that smoking restrictions exist, but smoking is still allowed in some areas or under some circumstances. "Total" indicates that smoking is entirely prohibited or allowed only in enclosed, separately ventilated smoking lounges that workers are not required to enter during the course of their work duties. "Public" indicates that the ordinance's workplace provisions apply only to government workplaces and don't affect private workplaces.

Restaurants: This column indicates whether restaurants are covered by the ordinance. The minimum size for no-smoking sections is indicated ("100%" means the restaurant is entirely smoke-free, "0%" means that no minimum percentage is specified). Figure 1 presents a map of the clean indoor air laws for restaurants in the United States, at the local and state levels.

Bars: This column indicates whether the ordinance includes restrictions on smoking in bars. "All" indicates that the ordinance contains restrictions that cover bars attached to restaurants, as well as free-standing bars and taverns (these restrictions may vary between restaurant/bar combinations and free-standing bars). "Restaurants" indicates that the restrictions apply only to bars attached to restaurants.

Enclosed Public Places: This column indicates whether an ordinance restricts smoking in enclosed public places. "All" indicates that the ordinance contains general restrictions or a prohibition on smoking in all enclosed public places. "Some" indicates that the ordinance contains restrictions or a prohibition on smoking only in specified public places enumerated in the ordinance.

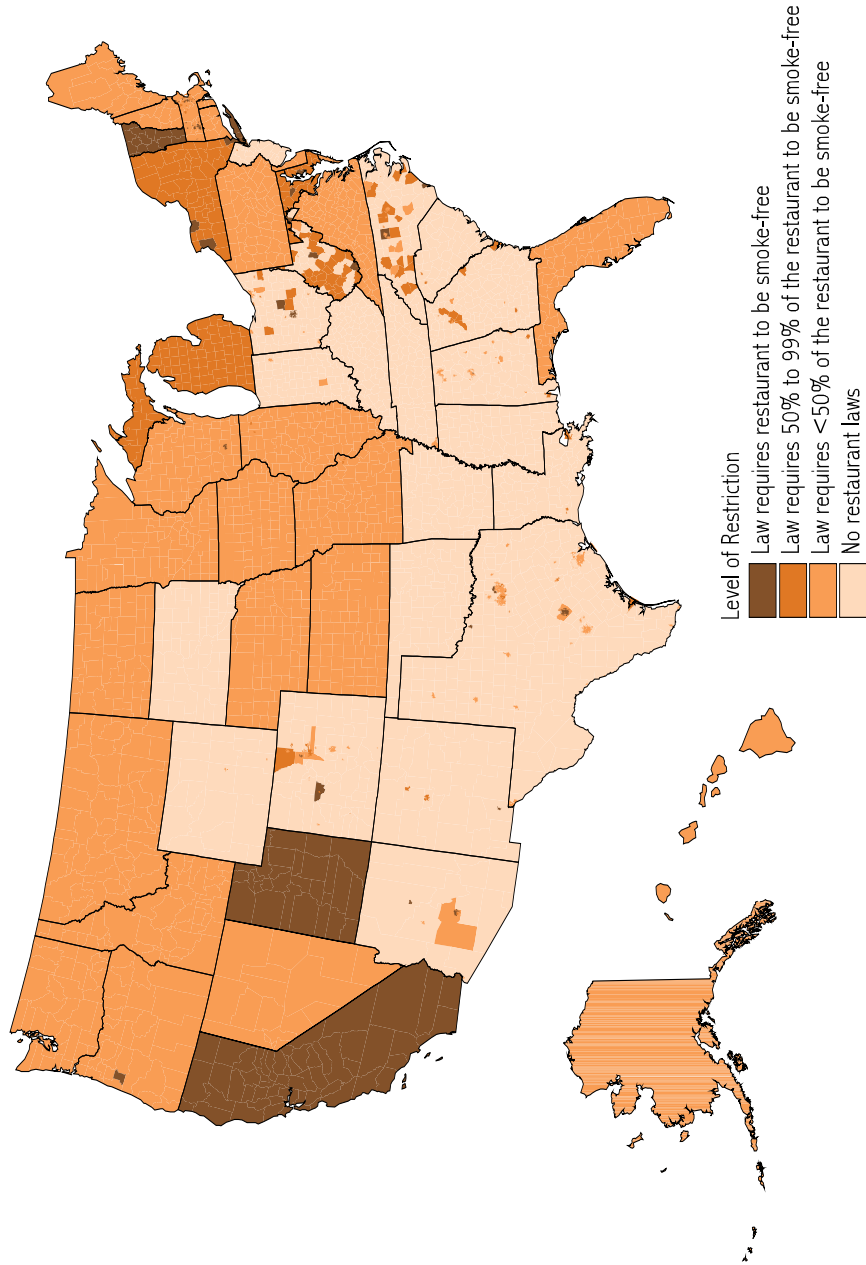
Enforcement: This column summarizes the enforcement mechanism contained in the ordinance. If the ordinance designates several agencies as responsible for enforcement, that which is of most practical significance is listed. The options under this column are "Health Department", "City Manager", "Board of Health", "Police Department", "Other Agency" or "N/S" if no specific enforcement agency is designated in the ordinance.

Note: an entry of "—" in a field indicates that information is not available for that provision. This is generally the result of adding new fields of analysis to reflect a significant development in ordinance provisions; database records for ordinances analyzed prior to the new field of analysis do not contain information for that provision.

Summary Table 1
Local Clean Indoor Air Ordinances: Total Number by State

State	Total	Workplaces	Restaurants	Bars	Public Places
Alabama	19	18	17	0	18
Alaska	1	1	1	1	1
Arizona	16	15	13	1	16
Arkansas	3	1	0	0	3
California	286	266	274	81	272
Colorado	36	35	34	3	35
Delaware	2	2	2	0	2
District of Columbia	1	1	1	0	1
Georgia	16	11	16	0	12
Hawaii	3	2	1	0	3
Illinois	16	10	16	0	12
Indiana	3	1	3	0	3
Kansas	6	3	5	0	6
Louisiana	8	8	6	0	8
Maine	1	0	1	1	0
Maryland	9	8	7	2	8
Massachusetts	124	77	120	37	88
Michigan	29	5	3	0	28
Minnesota	1	0	0	0	0
Missouri	18	5	18	2	17
Nebraska	1	0	0	0	1
New Jersey	13	3	6	1	8
New Mexico	3	3	3	1	3
New York	11	11	11	3	11
North Carolina	38	29	33	1	34
Ohio	35	30	33	1	33
Oregon	3	3	3	2	3
Pennsylvania	4	4	4	0	4
Rhode Island	2	0	0	0	0
South Carolina	3	2	2	0	2
South Dakota	1	1	0	0	1
Tennessee	3	0	3	0	3
Texas	59	34	50	4	55
Vermont	1	1	1	0	1
Virginia	18	6	17	0	17
Washington	4	3	3	0	3
West Virginia	40	39	40	0	40
Wisconsin	7	2	4	1	5
Wyoming	2	2	2	0	2
Totals	846	642	753	142	759

Figure 1: Smoking Laws in Restaurants: 1997



Data Source: *State Legislated Actions on Tobacco Issues*, American Lung Association, 1997
National Matrix of Local Ordinances, American Nonsmokers' Rights Foundation, 1998

Chart 1

State Laws and Local Ordinances: Summary of Clean Indoor Air Provisions

State Community	Last Amend- ment*	Popu- lation ¹ (000)	Work- places Covered	Restau- rants	Bars	Enclosed Public Places	Enforcement
Alabama	None	4,273	None	None	None	No	None
Alexander City	1993	16	Partial	0%	None	All	Health Dept.
Anniston	1993	26	Partial	0%	None	Some	Health Dept.
Auburn	1992	38	Partial	0%	None	All	Health Dept.
Birmingham	1995*	259	Public	0%	None	All	Health Dept.
Cullman	1993	18	Public	0%	None	Some	Police Dept.
Daphne	1993	15	Partial	50%	None	All	Other Agency
Decatur	1993	54	Partial	0%	None	All	Health Dept.
Dothan	1992	56	Partial	50%	None	All	Health Dept.
Eufaula	1990	13	None	0%	None	Some	Police Dept.
Homewood	1995	23	Partial	100%	None	All	Other Agency
Huntsville	1993*	170	Partial	0%	None	Some	Police Dept.
Jackson	1991	6	Partial	0%	None	All	Health Dept.
Madison	1993*	24	Partial	25%	None	All	Police Dept.
Mobile	1994*	203	Partial	75%	None	All	Other Agency
Montgomery	1989	196	Partial	0%	None	Some	Health Dept.
Prattville	1991	24	Partial	0%	None	All	Health Dept.
Rainbow City	1995	8	Partial	None	None	None	Other Agency
Tuscaloosa	1990	82	Public	None	None	Some	Not Specified
Wetumpka	1992	6	Partial	0%	None	All	Health Dept.
Alaska	1990*	607	Partial	0%	None	Some	Other Agency
Bethel	1998	16	Total	100%	Rest.	All	City Mgr.
Arizona	1978*	4,428	Public	None	None	Some	N/S
Chandler	1991*	143	Partial	0%	None	All	N/S
Flagstaff	1991*	55	Partial	100%	None	All	City Mgr.
Gilbert	1988	64	Partial	50%	None	All	Police Dept.
Glendale	1987	182	Partial	0%	None	All	N/S
Kingman	1988	17	Partial	None	None	Some	Police Dept.
Maricopa Co.	1988	182	Partial	40%	None	All	N/S
Mesa	1996*	345	Total	100%	All	All	Other Agency
Paradise Valley	1992*	14	None	25%	None	All	N/S
Peoria	1991	76	Partial	0%	None	All	City Mgr.
Phoenix	1986	1,159	Partial	0%	None	All	N/S
Pima Co.	1992*	288	Partial	None	None	All	N/S
Prescott	1986	33	Partial	0%	None	All	N/S
Scottsdale	1992*	179	Partial	0%	None	All	N/S
Tempe	1994*	163	Total	0%	None	All	N/S
Tucson	1988*	449	Partial	None	None	All	N/S
Yuma	1987	61	Partial	0%	None	Some	N/S

State Community	Last Amend- ment*	Popu- lation ¹ (000)	Work- places Covered	Restau- rants	Bars	Enclosed Public Places	Enforcement
Arkansas	1985*	2,510	Public	None	None	No	N/S
Little Rock	1994*	176	None	None	None	Some	N/S
McGehee	1987	5	Partial	None	None	All	N/S
North Little Rock	1989	60	None	None	None	Some	N/S
California	1994*	31,878	Total	100%	All	All	N/S
Agoura Hills	1993*	21	Partial	100%	None	All	City Mgr.
Alameda	1987	76	Partial	50%	None	All	City Mgr.
Alameda Co.	1986	124	Partial	40%	None	All	Health Dept.
Albany	1992*	16	Total	100%	None	All	Police Dept.
Alhambra	1989	84	Partial	50%	None	All	N/S
Alpine Co.	1988	1	Total	50%	None	All	Health Dept.
Anaheim	1986	289	Partial	0%	None	Some	City Mgr.
Anderson	1993*	9	Total	100%	All	All	Health Dept.
Antioch	1993*	76	Total	100%	None	All	City Mgr.
Apple Valley	1991	55	None	60%	None	Some	Health Dept.
Arcata	1997*	16	Total	100%	None	All	Police Dept.
Atascadero	1991	24	None	0%	None	Some	City Mgr.
Auburn	1991	12	Total	100%	None	All	City Mgr.
Belmont	1993*	26	Total	100%	None	All	City Mgr.
Belvedere	1993	2	Total	100%	Rest.	All	Health Dept.
Benicia	1987	26	Partial	50%	None	All	City Mgr.
Berkeley	1996*	103	Total	100%	All	All	City Mgr.
Beverly Hills	1989*	32	None	60%	None	Some	N/S
Big Bear Lake	1987	6	Public	None	None	Some	City Mgr.
Blue Lake	1987	1	Partial	25%	None	All	City Mgr.
Brea	1986	35	Partial	25%	None	Some	N/S
Brentwood	1985	13	Partial	40%	None	All	City Mgr.
Buellton	1996	4	Public	100%	Rest.	Some	Health Dept.
Burbank	1987	97	None	None	None	Some	N/S
Burlingame	1993*	28	Total	100%	None	All	N/S
Butte Co.	1992*	103	Total	100%	None	All	Health Dept.
Calabasas	1993	17	Partial	100%	None	All	City Mgr.
Calistoga	1995	5	Total	100%	Rest.	All	City Mgr.
Camarillo	1994*	57	Total	100%	Rest.	All	City Mgr.
Campbell	1990*	38	Partial	50%	None	All	N/S
Capitola	1994	10	Total	100%	Rest.	All	Health Dept.
Carlsbad	1983	69	Partial	0%	None	Some	N/S
Carpinteria	1995*	14	Public	100%	Rest.	Some	Other Agency
Cathedral City	1982	36	None	None	None	Some	N/S
Ceres	1995*	31	Total	100%	All	All	Other Agency
Chico	1992*	46	Total	100%	All	All	Health Dept.
Chino Hills	1993	42	Total	100%	None	All	City Mgr.
Chula Vista	1984	152	Partial	0%	None	Some	N/S
Clayton	1993*	8	Total	100%	Rest.	All	City Mgr.

Section II: State Laws and Local Ordinances

State Community	Last Amendment*	Population ¹ (000)	Workplaces Covered	Restaurants	Bars	Enclosed Public Places	Enforcement
California (cont.)							
Cloverdale	1989	6	Partial	50%	None	All	Police Dept.
Coachella	1988	22	Partial	25%	None	All	N/S
Colfax	1991	1	Total	100%	None	All	City Mgr.
Concord	1993*	115	Total	100%	None	All	City Mgr.
Contra Costa Co.	1991*	170	Total	100%	None	All	Health Dept.
Coronado	1984	26	Partial	0%	None	Some	N/S
Corte Madera	1981	8	None	0%	None	Some	City Mgr.
Costa Mesa	1998	101	None	None	None	None	Police Dept.
Cotati	1994*	6	Total	100%	Rest.	All	N/S
Culver City	1987	39	Partial	66%	None	All	City Mgr.
Cupertino	1994*	43	Total	100%	Rest.	All	City Mgr.
Cypress	1987	47	Partial	25%	None	All	City Mgr.
Dana Point	1993	34	None	100%	None	Some	City Mgr.
Danville	1994*	38	Total	100%	None	All	City Mgr.
Davis	1993*	52	Total	100%	All	All	City Mgr.
Del Mar	1993*	5	Total	100%	None	All	City Mgr.
Del Norte Co.	1988	20	Public	None	None	None	N/S
Desert Hot Springs	1986	15	Partial	25%	None	Some	N/S
Dixon	1986	13	Partial	50%	None	All	City Mgr.
Downey	1989	93	Partial	50%	None	All	City Mgr.
Duarte	1995*	21	Total	100%	None	None	Other Agency
Dublin	1994*	25	Total	100%	All	All	City Mgr.
East Palo Alto	1992	25	Partial	67%	None	All	City Mgr.
El Cajon	1994*	92	Partial	100%	None	All	City Mgr.
El Centro	1993	37	Partial	50%	None	All	N/S
El Cerrito	1995*	24	Total	100%	None	All	City Mgr.
El Dorado Co.	1991	119	Total	100%	None	All	Health Dept.
El Segundo	1989	16	Partial	50%	None	All	N/S
Emeryville	1987	6	Partial	50%	None	All	Other Agency
Encinitas	1987	58	Partial	0%	None	Some	N/S
Escondido	1991*	116	Partial	50%	None	Some	City Mgr.
Eureka	1985	26	Partial	25%	None	All	City Mgr.
Fairfax	1994	7	Total	100%	Rest.	All	City Mgr.
Fairfield	1987	86	Partial	50%	None	All	City Mgr.
Folsom	1994	41	Total	100%	None	All	Other Agency
Fontana	1986	104	Partial	50%	None	All	N/S
Fort Bragg	1994	6	Total	100%	Rest.	All	Health Dept.
Fortuna	1988	9	Partial	25%	None	Some	City Mgr.
Foster City	1994	30	Total	100%	Rest.	All	City Mgr.
Fremont	1993*	188	Total	100%	Rest.	All	City Mgr.
Fresno	1994*	396	Partial	100%	None	All	City Mgr.
Garden Grove	1990	149	Partial	25%	None	None	N/S
Gardena	1977	53	None	None	None	Some	N/S

Smoking and Tobacco Control Monograph No. 11

State Community	Last Amend- ment*	Popu- lation ¹ (000)	Work- places Covered	Restau- rants	Bars	Enclosed Public Places	Enforcement
California (Cont.)							
Gilroy	1995*	34	Partial	50%	None	None	City Mgr.
Grand Terrace	1985	12	Partial	25%	None	Some	N/S
Grass Valley	1990	10	Partial	100%	None	All	City Mgr.
Gridley	1990*	4	Partial	50%	None	All	Health Dept.
Hanford	1994	36	None	70%	Rest.	All	City Mgr.
Hayward	1993*	122	Partial	50%	None	All	City Mgr.
Healdsburg	1994*	10	Total	100%	Rest.	All	Health Dept.
Hemet	1986	51	Partial	0%	None	Some	N/S
Hercules	1992*	19	Total	100%	None	All	City Mgr.
Hesperia	1992	61	Public	60%	None	Some	Other Agency
Hollister	1994*	25	Partial	100%	None	All	City Mgr.
Hughson	1993	3	Total	100%	All	All	City Mgr.
Huntington Beach	1993*	191	Partial	100%	None	Some	N/S
Huntington Park	1994	57	None	80%	None	None	N/S
Imperial Beach	1985	28	Partial	0%	None	Some	N/S
Imperial Co.	1994	35	Partial	100%	None	All	N/S
Indian Wells	1990	3	Partial	77%	None	All	City Mgr.
Indio	1985	44	Partial	50%	None	Some	N/S
Irvine	1986	128	Partial	25%	None	Some	N/S
La Canada Flintridge	1990	20	Partial	50%	None	All	N/S
La Mesa	1991*	55	Partial	0%	None	Some	N/S
La Mirada	1977*	44	None	None	None	Some	City Mgr.
La Quinta	1992	18	Partial	75%	None	All	N/S
Lafayette	1992*	26	Total	40%	None	All	City Mgr.
Laguna Beach	1992*	25	Partial	100%	None	Some	N/S
Laguna Hills	1997*	29	Total	100%	All	All	City Mgr.
Laguna Niguel	1989	52	Partial	20%	None	Some	N/S
Lakewood	1988	75	Public	0%	None	Some	N/S
Lancaster	1988	116	Partial	50%	None	All	Other Agency
Larkspur	1993*	11	Total	100%	Rest.	All	City Mgr.
Lathrop	1991	9	Total	100%	None	All	City Mgr.
Lemon Grove	1994*	25	Total	100%	Rest.	All	City Mgr.
Lindsay	1993	9	Total	85%	None	All	Other Agency
Live Oak	1986	5	Partial	50%	None	All	Health Dept.
Livermore	1993*	65	Total	100%	Rest.	All	City Mgr.
Livingston	1987	10	Partial	50%	None	Some	City Mgr.
Lodi	1990	55	Partial	100%	None	All	Other Agency
Loma Linda	1992*	22	Partial	100%	None	All	City Mgr.
Lompoc	1990	41	Partial	25%	None	All	City Mgr.
Long Beach	1993*	422	Total	100%	All	All	Health Dept.
Los Alamitos	1989	12	Public	40%	None	Some	N/S
Los Altos	1979	28	Partial	25%	None	Some	N/S

Section II: State Laws and Local Ordinances

State Community	Last Ammendment*	Population ¹ (000)	Workplaces Covered	Restaurants	Bars	Enclosed Public Places	Enforcement
California (Cont.)							
Los Angeles	1993*	3,554	Partial	100%	None	Some	N/S
Los Angeles Co.	1992*	975	Public	0%	None	None	N/S
Los Gatos	1991*	29	Total	100%	Rest.	All	N/S
Madera	1993	36	Partial	0%	None	All	Other Agency
Manhattan Beach	1987	33	Partial	0%	None	Some	N/S
Marin Co.	1993*	65	Total	100%	Rest.	All	Health Dept.
Martinez	1991*	33	Total	100%	None	All	Health Dept.
Marysville	1986	12	Partial	50%	None	All	Health Dept.
Mendocino Co.	1993	57	Total	100%	Rest.	All	Health Dept.
Menlo Park	1993*	29	Partial	100%	None	All	N/S
Merced	1994*	58	Total	75%	None	All	N/S
Mill Valley	1992*	13	Total	100%	Rest.	All	Other Agency
Millbrae	1995*	21	Total	100%	All	All	N/S
Milpitas	1985	59	Partial	50%	None	Some	N/S
Mission Viejo	1988	85	Partial	20%	None	Some	Health Dept.
Modesto	1993*	179	Total	100%	None	All	Health Dept.
Monterey	1987	28	Partial	0%	None	All	N/S
Monterey Co.	1994*	90	Total	100%	Rest.	All	Health Dept.
Moorpark	1993*	29	Total	100%	Rest.	All	N/S
Moraga	1986	18	Partial	40%	None	All	N/S
Moreno Valley	1990	141	Partial	50%	None	All	City Mgr.
Morgan Hill	1985	29	Partial	0%	None	All	City Mgr.
Morro Bay	1986	10	Partial	50%	None	Some	City Mgr.
Mountain View	1994*	71	Total	100%	Rest.	All	City Mgr.
Napa	1995*	65	Total	100%	Rest.	All	City Mgr.
Napa Co.	1994	30	Total	100%	Rest.	All	Health Dept.
National City	1984	51	Partial	0%	None	Some	N/S
Nevada City	1993	3	Partial	80%	None	All	City Mgr.
Nevada Co.	1992*	66	Partial	80%	None	All	Other Agency
Newark	1993*	40	Partial	40%	None	All	City Mgr.
Newport Beach	1985	70	Partial	25%	None	Some	N/S
Novato	1997*	48	Total	100%	Rest.	All	City Mgr.
Oakdale	1987	15	Partial	50%	None	Some	City Mgr.
Oakland	1992*	367	Total	100%	None	All	City Mgr.
Oceanside	1983	146	Partial	0%	None	Some	N/S
Ojai	1993*	8	Total	100%	All	All	City Mgr.
Ontario	1987	145	Partial	25%	None	Some	N/S
Orange Co.	1993*	191	Partial	100%	None	All	Health Dept.
Orinda	1992*	19	Total	80%	None	All	City Mgr.
Orland	1993	6	None	0%	None	None	Police Dept.
Oroville	1987	12	Partial	10%	None	All	Health Dept.
Oxnard	1988	151	Partial	50%	None	All	City Mgr.
Pacific Grove	1995*	15	None	None	None	All	City Mgr.

Smoking and Tobacco Control Monograph No. 11

State Community	Last Amend- ment*	Popu- lation ¹ (000)	Work- places Covered	Restau- rants	Bars	Enclosed Public Places	Enforcement
California (Cont.)							
Palm Desert	1986	28	Partial	25%	None	Some	N/S
Palm Springs	1986	43	Partial	25%	None	Some	N/S
Palmdale	1988	107	Partial	50%	None	All	N/S
Palo Alto	1995*	58	Total	100%	None	All	City Mgr.
Paradise	1991*	26	Total	100%	None	All	City Mgr.
Pasadena	1993*	134	Total	100%	Rest.	All	Health Dept.
Patterson	1993	10	Total	100%	None	All	Police Dept.
Petaluma	1994*	48	Total	100%	Rest.	All	City Mgr.
Piedmont	1988	11	Partial	50%	None	All	Police Dept.
Pinole	1992*	19	Total	60%	None	All	City Mgr.
Pittsburg	1995*	51	Total	100%	All	All	City Mgr.
Placer Co.	1994*	95	Total	100%	None	All	Health Dept.
Placerville	1992*	9	Total	100%	None	All	Health Dept.
Pleasant Hill	1993*	32	Total	80%	None	All	N/S
Pleasanton	1994*	57	Total	100%	Rest.	All	City Mgr.
Port Hueneme	1989	20	Partial	50%	None	All	City Mgr.
Poway	1992*	47	Partial	0%	None	All	N/S
Rancho Cucamonga	1988	117	None	40%	None	Some	City Mgr.
Rancho Mirage Rancho	1987	11	Partial	66%	None	All	N/S
Palos Verdes	1993	42	None	100%	All	None	City Mgr.
Redding	1993*	77	Total	100%	All	All	Health Dept.
Redlands	1987	67	Partial	50%	None	All	N/S
Redwood City	1988	71	Partial	50%	None	All	N/S
Rialto	1990	82	Partial	None	None	None	City Mgr.
Richmond	1994*	91	Total	100%	None	All	City Mgr.
Riverside	1985	255	Partial	25%	None	Some	N/S
Riverside Co.	1985	412	Partial	25%	None	Some	N/S
Rohnert Park	1993*	39	Partial	100%	Rest.	All	City Mgr.
Roseville	1991	63	Total	100%	None	All	Other Agency
Ross	1989	2	None	100%	None	All	Police Dept.
Sacramento	1990*	376	Total	100%	None	All	Health Dept.
Sacramento Co.	1992*	683	Total	100%	None	All	Health Dept.
Salinas	1995*	112	Total	100%	All	All	Health Dept.
San Anselmo	1993	12	Total	100%	Rest.	All	City Mgr.
San Bernardino San Bernardino Co.	1994* 1987	183 277	Total Partial	100% 0%	None None	All All	City Mgr. N/S
San Bruno	1987	40	Partial	50%	None	All	N/S
San Carlos	1993*	28	Total	100%	Rest.	All	City Mgr.
San Clemente	1987	45	Partial	50%	None	Some	N/S
San Diego	1994*	1,171	Total	80%	None	All	City Mgr.

Section II: State Laws and Local Ordinances

State Community	Last Amend- ment*	Popu- lation ¹ (000)	Work- places Covered	Restau- rants	Bars	Enclosed Public Places	Enforcement
California (Cont.)							
San Diego Co.	1991*	419	Partial	50%	None	Some	N/S
San Francisco	1994*	735	Total	100%	None	Some	Health Dept.
San Jose	1993*	839	Total	100%	Rest.	All	Health Dept.
San Juan Bautista	1994	2	Total	100%	Rest.	All	City Mgr.
San Juan							
Capistrano	1994*	29	Partial	100%	None	Some	City Mgr.
San Leandro	1988	70	Partial	40%	None	Some	City Mgr.
San Luis Obispo	1995*	42	Total	100%	All	Some	City Mgr.
San Marcos	1983	90	Partial	0%	None	Some	City Mgr.
San Mateo	1993*	90	Total	100%	Rest.	All	City Mgr.
San Mateo Co.	1992*	61	Total	75%	None	All	Health Dept.
San Pablo	1985	26	Partial	40%	None	All	N/S
San Rafael	1993*	50	Total	100%	Rest.	All	City Mgr.
San Ramon	1994*	40	Total	100%	Rest.	All	City Mgr.
Santa Ana	1994	302	Total	75%	None	Some	N/S
Santa Barbara	1984	86	Partial	25%	None	Some	N/S
Santa Barbara Co.	1994*	163	Total	100%	All	Some	Health Dept.
Santa Clara	1994*	99	Total	100%	Rest.	All	City Mgr.
Santa Clara Co.	1994*	108	Total	100%	All	All	Other Agency
Santa Clarita	1994	125	Total	None	None	All	City Mgr.
Santa Cruz	1994*	51	Total	100%	Rest.	All	City Mgr.
Santa Cruz Co.	1994*	134	Total	100%	Rest.	All	Health Dept.
Santa Maria	1988	67	Partial	50%	None	All	N/S
Santa Rosa	1993*	122	Total	100%	Rest.	All	City Mgr.
Santee	1983	56	Partial	0%	None	Some	N/S
Saratoga	1994*	29	Total	100%	Rest.	All	City Mgr.
Sausalito	1994	7	Total	100%	Rest.	All	City Mgr.
Scotts Valley	1994*	9	Total	100%	Rest.	All	City Mgr.
Seaside	1992	31	Partial	25%	None	All	City Mgr.
Sebastopol	1994*	7	Total	100%	Rest.	All	Police Dept.
Shafter	1994	11	Total	100%	Rest.	All	City Mgr.
Shasta Co.	1993*	67	Total	100%	All	All	Health Dept.
Shasta Lake	1993*	9	Total	100%	All	All	Health Dept.
Simi Valley	1987	107	None	50%	None	All	N/S
Solana Beach	1992*	13	Total	100%	None	All	City Mgr.
Solano Co.	1991*	20	Total	100%	None	All	Health Dept.
Solvang	1988	5	Partial	50%	None	Some	City Mgr.
Sonoma	1992*	9	Total	50%	None	All	Police Dept.
Sonoma Co.	1994*	160	Total	100%	Rest.	All	Health Dept.
South Lake Tahoe	1992	23	Total	50%	None	All	Health Dept.
South Pasadena	1988	24	None	50%	None	Some	City Mgr.
S. San Francisco	1993*	57	Public	0%	None	All	City Mgr.
Stanislaus Co.	1993*	103	Total	100%	None	All	Health Dept.

Smoking and Tobacco Control Monograph No. 11

State Community	Last Amend- ment*	Popu- lation ¹ (000)	Work- places Covered	Restau- rants	Bars	Enclosed Public Places	Enforcement
California (Cont.)							
Stockton	1988	233	Partial	70%	None	All	N/S
Sunnyvale	1986	125	Partial	60%	None	Some	N/S
Susanville	1995	13	None	None	None	None	Police Dept.
Sutter Co.	1986	38	Partial	50%	None	All	Health Dept.
Temecula	1985	39	Partial	25%	None	None	N/S
Thousand Oaks	1993*	113	Partial	100%	Rest.	All	City Mgr.
Tiburon	1992*	8	Total	100%	All	All	City Mgr.
Torrance	1987	136	Partial	50%	None	All	City Mgr.
Tracy	1994*	45	Total	100%	Rest.	All	City Mgr.
Truckee	1993	10	Partial	80%	None	Some	City Mgr.
Tuolumne Co.	1994	48	Total	100%	Rest.	All	N/S
Turlock	1993*	49	Total	50%	None	Some	Health Dept.
Tustin	1994*	62	Partial	0%	None	All	Other Agency
Ukiah	1993*	15	Total	100%	Rest.	All	Health Dept.
Union City	1994*	58	Total	100%	Rest.	All	City Mgr.
Vacaville	1992*	81	Partial	50%	None	All	City Mgr.
Vallejo	1994*	110	Total	100%	Rest.	All	City Mgr.
Ventura	1994*	97	Total	100%	Rest.	All	City Mgr.
Ventura Co.	1993*	93	Total	100%	Rest.	All	N/S
Victorville	1988	67	Partial	50%	None	Some	City Mgr.
Visalia	1992	88	Total	100%	None	All	Police Dept.
Vista	1992*	78	Partial	0%	None	Some	Health Dept.
Walnut	1992*	31	Public	25%	None	Some	N/S
Walnut Creek	1991*	63	Total	100%	None	All	City Mgr.
Waterford	1991	7	Partial	50%	None	All	Police Dept.
Watsonville	1994*	33	Total	100%	Rest.	All	Health Dept.
West Hollywood	1993*	37	Partial	100%	Rest.	All	N/S
West Sacramento	1991	30	Partial	50%	None	All	Other Agency
Westlake Village	1993	8	Total	100%	Rest.	All	City Mgr.
Wheatland	1986	2	Partial	50%	None	All	Health Dept.
Whittier	1991	79	Total	100%	None	All	City Mgr.
Willows	1993	6	Public	100%	None	None	Police Dept.
Woodside	1990	5	Partial	50%	None	All	N/S
Yolo Co.	1988	21	Public	None	None	None	N/S
Yorba Linda	1985	58	Partial	33%	None	Some	N/S
Yountville	1994*	3	Total	100%	None	All	City Mgr.
Yuba City	1986	32	Partial	50%	None	All	Health Dept.
Colorado	1998*	3,823	Public	0%	None	Some	N/S
Arapahoe Co.	1988	134	Partial	0%	None	All	Police Dept.
Arvada	1986	96	Partial	25%	None	All	N/S
Aspen	1985	5	Partial	100%	None	All	City Mgr.
Aurora	1986	252	Partial	0%	None	All	Health Dept.

Smoking and Tobacco Control Monograph No. 11

State Community	Last Amend- ment*	Popu- lation ¹ (000)	Work- places Covered	Restau- rants	Bars	Enclosed Public Places	Enforcement
Florida	1992*	14,400	Partial	35%	None	Some	Other Agency
Georgia	1998*	7,353	None	None	None	Some	N/S
Albany	1995	79	Total	100%	None	All	Other Agency
Athens/Clark Co.	1994	89	Partial	0%	None	All	N/S
Augusta	1994*	66	None	75%	None	None	Board of Health
Chatham Co.	1995	66	Partial	50%	None	All	Other Agency
Cordele	1995	11	None	25%	None	None	Other Agency
Dahlonega	1993	3	None	50%	None	Some	City Mgr.
Decatur	1993	18	Partial	50%	None	All	Police Dept.
DeKalb Co.	1992	503	Partial	50%	None	All	Police Dept.
Fulton Co.	1993	202	Partial	50%	None	All	Health Dept.
Gainesville	1991	19	Partial	75%	None	All	Other Agency
Gwinnett Co.	1993	382	Partial	50%	None	All	Health Dept.
Hall Co.	1993*	89	Partial	75%	None	All	Other Agency
Richmond Co.	1994*	148	None	75%	None	None	Board of Health
Roswell	1988	55	None	0%	None	None	Health Dept.
Savannah	1994	136	Partial	50%	None	All	Police Dept.
Snellville	1992	15	Partial	50%	None	All	Police Dept.
Hawaii	1992*	1,184	Public	0%	None	Some	N/S
Hawaii Co.	1986	138	None	0%	None	Some	Other Agency
Honolulu	1997*	423	Total	None	None	Some	N/S
Maui Co.	1998	117	Public	None	None	All	Police Dept.
Idaho	1985*	1,189	Public	0%	None	All	N/S
Illinois	1995*	11,847	Partial	0%	None	All	N/S
Arlington Heights	1989	77	Partial	0%	None	All	Health Dept.
Chicago	1993*	2,722	Partial	30%	None	All	Health Dept.
DeKalb	1988	36	None	50%	None	Some	City Mgr.
Des Plaines	1988	55	Partial	25%	None	All	City Mgr.
Downers Grove	1979	50	None	10%	None	Some	N/S
Elgin	1989	86	Partial	50%	None	All	Other Agency
Evanston	1988	72	None	20%	None	None	Health Dept.
Highland Park	1986	31	None	0%	None	All	N/S
Hoffman Estates	1988	49	Partial	0%	None	None	City Mgr.
Oak Park	1989	52	Partial	25%	None	All	N/S
Orland Park	1988	46	Partial	0%	None	None	N/S
Park Ridge	1989	37	None	0%	None	None	N/S
Rockford	1988	144	Partial	0%	None	All	N/S
Schaumburg	1986	74	None	0%	None	Some	Police Dept.
Skokie	1987	59	Partial	0%	None	All	City Mgr.
Wilmette	1988	26	Partial	0%	None	All	N/S

Section II: State Laws and Local Ordinances

State Community	Last Amend- ment*	Popu- lation ¹ (000)	Work- places Covered	Restau- rants	Bars	Enclosed Public Places	Enforcement
Indiana	1998*	5,841	Public	None	None	None	Other Agency
Bloomington	1987	66	None	25%	None	Some	N/S
Fort Wayne	1998*	185	Partial	0%	None	All	Health Dept.
Monroe Co.	1995*	45	None	0%	None	All	Board of Health
Iowa	1990*	2,852	Partial	0%	None	All	N/S
Kansas	1994*	2,572	Public	0%	None	All	N/S
Lawrence	1986	72	Partial	0%	None	All	N/S
Overland Park	1994*	131	Partial	0%	None	All	Health Dept.
Prairie Village	1986	24	None	None	None	Some	N/S
Roeland Park	1994	8	None	0%	None	All	City Mgr.
Topeka	1986	120	Partial	0%	None	All	Health Dept.
Wellington	1992	9	None	0%	None	All	N/S
Kentucky	1993*	3,884	Public	None	None	None	N/S
Louisiana	1994*	4,351	Partial	0%	None	All	N/S
Baton Rouge	1989	216	Partial	None	None	Some	N/S
Calcasieu Parish	1993	72	Partial	50%	None	All	Police Dept.
Catahoula Parish	1993	8	Partial	70%	None	All	Other Agency
E. Baton Rouge Parish	1989	157	Partial	None	None	Some	N/S
Jefferson Parish	1995	342	Partial	50%	None	All	Other Agency
Lake Charles	1989	71	Partial	50%	None	All	Other Agency
New Orleans	1988	477	Partial	50%	None	All	Health Dept.
Sulphur	1993	21	Partial	50%	None	All	Other Agency
Maine	1993*	1,243	Partial	0%	None	All	N/S
Portland	1998	63	None	100%	Rest.	None	Other Agency
Maryland	1994*	5,072	Total	60%	Rest.	All	N/S
Anne Arundel Co.	1993	432	Partial	0%	None	All	Health Dept.
Baltimore Co.	1993	718	Public	None	None	All	Health Dept.
Gaithersburg	1988	46	Public	50%	None	Some	Health Dept.
Howard Co.	1993*	224	Partial	100%	All	All	Police Dept.
Montgomery Co.	1991*	696	Partial	50%	None	All	Health Dept.
Prince George's Co.	1988	563	Public	None	None	None	N/S
Rockville	1987	46	None	50%	None	Some	Health Dept.
Takoma Park	1990	12	Partial	50%	None	Some	Health Dept.
Talbot Co.	1994	19	Total	100%	All	All	Health Dept.
Massachusetts	1997*	6,092	Public	0%	None	Some	N/S
Acton	1982	19	None	25%	None	None	Board of Health
Acushnet	1995	10	Partial	100%	Rest.	All	Board of Health
Agawam	1992*	27	Public	50%	None	All	Board of Health
Amherst	1994*	35	Total	100%	All	All	Health Dept.

Smoking and Tobacco Control Monograph No. 11

State Community	Last Amend- ment*	Popu- lation ¹ (000)	Work- places Covered	Restau- rants	Bars	Enclosed Public Places	Enforcement
Massachusetts (Cont.)							
Andover	1994	31	None	100%	Rest.	All	Board of Health
Arlington	1995*	44	Total	100%	All	All	Board of Health
Attleboro	1995*	39	Total	0%	All	All	Health Dept.
Auburn	1986	15	None	50%	None	Some	Board of Health
Bedford	1994	14	Partial	100%	None	All	Board of Health
Bellingham	1997*	16	Partial	100%	None	None	Board of Health
Belmont	1994*	24	Partial	100%	All	All	Health Dept.
Beverly	1984	39	None	25%	None	None	Board of Health
Billerica	1995	39	None	50%	None	All	Board of Health
Boston	1998*	558	Partial	100%	None	None	Board of Health
Boxborough	1995	4	None	100%	None	All	Board of Health
Braintree	1984	35	None	25%	None	None	Board of Health
Brewster	1989*	9	None	50%	None	None	Board of Health
Brookline	1995*	54	Total	100%	All	All	N/S
Burlington	1992	23	Partial	50%	None	All	Board of Health
Cambridge	1987*	94	Partial	25%	None	All	Health Dept.
Canton	1994*	20	Partial	50%	None	All	Board of Health
Chatham	1986	7	None	25%	None	None	Board of Health
Chelmsford	1991*	33	Partial	75%	None	Some	Board of Health
Chicopee	1995*	55	None	100%	Rest.	None	Board of Health
Clinton	1994	13	None	50%	None	All	Board of Health
Cohasset	1991*	7	Partial	75%	None	All	Board of Health
Concord	1989	18	Partial	50%	None	All	Board of Health
Danvers	1986	24	None	25%	None	None	Board of Health
Dedham	1994	24	None	50%	None	None	Board of Health
Dennis	1985	14	None	0%	None	None	Board of Health
Dover	1994	5	Partial	0%	None	All	Board of Health
Dudley	1994	10	Partial	75%	None	All	Board of Health
East Longmeadow	1994*	14	Public	100%	Rest.	None	Board of Health
Easthampton	1994*	16	Total	100%	All	All	Board of Health
Everett	1992	35	None	75%	None	None	Board of Health
Falmouth	1993	30	Total	100%	None	All	Health Dept.
Foxborough	1993*	16	Partial	100%	None	All	Health Dept.
Framingham	1994*	65	None	25%	None	None	Board of Health
Gardner	1996	20	Public	100%	Rest.	All	Board of Health
Gloucester	1994	29	Partial	50%	None	All	Board of Health
Granby	1995	6	None	None	None	Some	Board of Health
Great Barrington	1992	8	Partial	50%	None	All	Board of Health
Greenfield	1994	19	Total	100%	All	All	Board of Health
Harwich	1993	11	None	50%	None	None	Board of Health
Haverhill	1995	54	Total	100%	Rest.	All	Board of Health
Hingham	1993	20	Partial	75%	None	All	Board of Health
Holden	1993*	15	Public	100%	None	All	Board of Health

Section II: State Laws and Local Ordinances

State Community	Last Amend- ment*	Popu- lation ¹ (000)	Work- places Covered	Restau- rants	Bars	Enclosed Public Places	Enforcement
Massachusetts (Cont.)							
Holyoke	1994*	41	Total	100%	All	All	Board of Health
Hudson	1984	18	None	20%	None	None	Board of Health
Hull	1992*	10	None	50%	None	None	Board of Health
Lawrence	1994	69	Partial	75%	None	All	Board of Health
Lee	1994*	6	Partial	100%	Rest.	All	Board of Health
Lenox	1994*	5	Partial	100%	Rest.	All	Board of Health
Leominster	1989*	39	Partial	100%	Rest.	All	Board of Health
Lexington	1994*	29	Total	100%	All	All	Board of Health
Longmeadow	1994*	15	None	75%	None	Some	Board of Health
Lowell	1995	101	Public	75%	None	None	Health Dept.
Lynnfield	1984	11	None	25%	None	None	Board of Health
Malden	1993*	53	None	25%	None	Some	N/S
Mansfield	1993	19	Partial	75%	None	All	Board of Health
Marblehead	1994*	20	None	67%	All	All	Board of Health
Marion	1994	5	Partial	50%	None	All	Board of Health
Marlborough	1987	33	None	30%	None	None	Board of Health
Mashpee	1995	9	Partial	50%	None	All	Board of Health
Maynard	1988	10	None	50%	None	Some	Board of Health
Medfield	1997*	11	Partial	100%	All	All	Board of Health
Medford	1984	56	None	25%	None	None	Board of Health
Methuen	1995	41	Partial	50%	None	All	Board of Health
Middleton	1995	6	Partial	100%	Rest.	All	Board of Health
Millis	1991	8	Partial	35%	None	All	Board of Health
Milton	1994	26	Public	50%	None	None	Board of Health
Montague	1995*	8	Total	100%	Rest.	All	Board of Health
Nahant	1995*	4	Partial	50%	None	All	Board of Health
Natick	1987*	31	Partial	25%	None	All	Board of Health
Needham	1995*	28	Partial	100%	None	All	Board of Health
Newton	1993*	80	Partial	100%	None	All	Board of Health
North Andover	1995	24	Partial	50%	None	All	Board of Health
North Attleboro	1995*	26	Partial	75%	None	All	Health Dept.
Northampton	1994*	29	Total	100%	Rest.	All	Board of Health
Norton	1995	16	Public	None	None	None	Board of Health
Norwell	1994*	10	Total	100%	None	All	Board of Health
Norwood	1992*	29	None	50%	None	None	Board of Health
Oak Bluffs	1993	3	Partial	100%	None	All	Board of Health
Orange	1995*	8	Total	100%	All	All	Board of Health
Pittsfield	1995	46	None	100%	Rest.	All	Board of Health
Plainville	1993*	7	Partial	100%	All	All	Board of Health
Plymouth	1993	48	Partial	0%	None	All	Board of Health
Quincy	1988	86	None	25%	None	None	Board of Health
Randolph	1984	31	None	25%	None	None	Board of Health
Reading	1989*	23	None	25%	None	Some	Board of Health

Smoking and Tobacco Control Monograph No. 11

State Community	Last Amend- ment*	Popu- lation ¹ (000)	Work- places Covered	Restau- rants	Bars	Enclosed Public Places	Enforcement
Massachusetts (Cont.)							
Revere	1992*	42	Partial	50%	None	All	Board of Health
Salem	1988	38	None	25%	None	None	Board of Health
Sandwich	1993*	18	Partial	50%	None	All	Health Dept.
Saugus	1994	26	Total	60%	None	All	Board of Health
Scituate	1987	17	None	50%	None	None	Board of Health
Seekonk	1995	13	None	0%	Rest.	All	Board of Health
Sharon	1998*	17	Partial	100%	All	All	Board of Health
Somerville	1992*	74	Partial	100%	Rest.	All	Board of Health
South Hadley	1994	17	None	100%	Rest.	All	Board of Health
Southwick	1992	8	Partial	50%	None	All	Board of Health
Sterling	1987	7	None	40%	None	All	Board of Health
Stockbridge	1994*	2	Partial	100%	Rest.	All	Board of Health
Stoneham	1990	22	None	25%	None	None	Board of Health
Stoughton	1983	27	None	25%	None	None	Board of Health
Sudbury	1988*	15	Partial	50%	All	All	Board of Health
Swampscott	1994*	14	None	50%	None	All	Board of Health
Tewksbury	1994*	29	None	100%	None	All	Board of Health
Townsend	1987	9	Partial	None	None	None	Board of Health
Wakefield	1995	25	Total	100%	All	All	Board of Health
Walpole	1995*	22	Partial	50%	None	Some	Board of Health
Watertown	1991*	32	Partial	80%	None	None	Board of Health
Wellesley	1990*	27	Partial	25%	None	None	Board of Health
West Springfield	1994*	26	Partial	100%	Rest.	All	Board of Health
Westborough	1998	15	Total	100%	Rest.	All	Board of Health
Westfield	1995*	38	Public	100%	All	All	Board of Health
Westford	1993*	19	Partial	75%	None	Some	Board of Health
Westminster	1985	7	None	0%	None	None	Board of Health
Westwood	1996	13	Partial	100%	None	All	Board of Health
Weymouth	1994*	55	None	50%	None	All	Board of Health
Wilbraham	1994	12	None	100%	Rest.	All	Board of Health
Williamstown	1993*	8	Total	70%	None	Some	Health Dept.
Winchester	1984	20	None	25%	None	None	Board of Health
Winthrop	1994*	17	None	25%	None	None	Board of Health
Wrentham	1995	10	None	None	None	Some	Board of Health
Michigan	1993*	9,594	Public	50%	None	Some	N/S
Argentine	1993	5	None	None	None	All	Health Dept.
Atlas	1993	6	None	None	None	All	Health Dept.
Burton	1993	27	None	None	None	All	Health Dept.
Clio	1993	3	None	None	None	All	Health Dept.
Davison	1993	6	None	None	None	All	Health Dept.
Detroit	1992	1,000	Partial	None	None	None	Health Dept.
East Lansing	1995*	48	Partial	50%	None	All	City Mgr.
Fenton	1993	10	None	None	None	All	Health Dept.

Section II: State Laws and Local Ordinances

State Community	Last Amend- ment*	Popu- lation ¹ (000)	Work- places Covered	Restau- rants	Bars	Enclosed Public Places	Enforcement
Michigan (Cont.)							
Flint	1993	135	None	None	None	All	Health Dept.
Flushing	1993	8	None	None	None	All	Health Dept.
Genesee	1993	24	None	None	None	All	Health Dept.
Genesee Co.	1993	225	None	None	None	All	Health Dept.
Goodrich	1993	1	None	None	None	All	Health Dept.
Grand Blanc	1993	8	None	None	None	All	Health Dept.
Linden	1993	3	None	None	None	All	Health Dept.
Marquette	1997*	17	Total	100%	None	All	City Mgr.
Marquette Co.	1987	36	Partial	60%	None	All	City Mgr.
Montrose	1993	2	None	None	None	All	Health Dept.
Mundy	1993	13	None	None	None	All	Health Dept.
Otisville	1993	(722)	None	None	None	All	Health Dept.
Pontiac	1998	71	Public	None	None	Some	Police Dept.
Swartz Creek	1993	5	None	None	None	All	Health Dept.
Thetford	1993	9	None	None	None	All	Health Dept.
Minnesota	1993*	4,658	Partial	0%	None	All	Health Dept.
Farmington	1991	9	None	None	None	None	Police Dept.
Mississippi	1964	2,716	None	None	None	Some	N/S
Missouri	1993*	5,359	Partial	0%	None	All	N/S
Brentwood	1990	13	Public	33%	None	All	N/S
Chesterfield	1992*	45	None	50%	None	All	Police Dept.
Clayton	1988	14	None	25%	None	Some	City Mgr.
Columbia	1990*	77	Partial	0%	None	All	Health Dept.
Crestwood	1993	12	None	70%	None	All	N/S
Des Peres	1989	8	None	50%	None	Some	N/S
Frontenac	1994	3	None	50%	None	All	N/S
Independence	1986	110	Partial	0%	None	All	Other Agency
Jefferson City	1989	36	Partial	0%	None	All	Other Agency
Kansas City	1986	441	Partial	0%	None	Some	Health Dept.
Ladue	1993	8	None	40%	All	None	na
Oak Grove	1993	5	None	0%	None	All	N/S
Pacific	1993	5	None	0%	None	All	N/S
Pleasant Hill	1993	5	None	0%	None	All	N/S
Rock Hill	1987	5	None	0%	None	Some	N/S
Springfield	1991	143	None	0%	None	All	Board of Health
St. Joseph	1993	70	None	0%	None	All	Health Dept.
Webster Groves	1993	22	None	70%	All	All	N/S
Montana	1993*	879	Partial	0%	None	Some	N/S
Nebraska	1979	1,652	Private	0%	None	All	N/S
Lincoln	1990	209	None	None	None	Some	na

Smoking and Tobacco Control Monograph No. 11

State Community	Last Amend- ment*	Popu- lation ¹ (000)	Work- places Covered	Restau- rants	Bars	Enclosed Public Places	Enforcement
Nevada	1993*	1,603	Public	0%	None	Some	Local Bd. Health
New Hampshire	1997*	1,162	Partial	0%	None	All	N/S
New Jersey	1998*	7,988	Partial	0%	None	Some	Loc. Bd. Health
Bayonne	1998	61	Public	None	None	None	Health Dept.
Glassboro	1998	7	None	100%	None	None	Health Dept.
Highland Park	1996	13	Total	None	None	All	Board of Health
Hillsborough Twtnshp.	1981	33	None	0%	None	Some	N/S
Irvington	1994	58	None	None	None	Some	Health Dept.
Jefferson Twtnshp.	1996	18	None	None	None	None	Police Dept.
Lawrence Twtnshp.	1994	28	None	50%	None	All	N/S
Marlboro	1997	3	None	50%	Rest.	All	Health Dept.
Medford	1998	56	Public	None	None	None	Police Dept.
Pequannock	1995	14	None	50%	None	All	Other Agency
Princeton Twtnshp.	1998	14	None	None	None	None	na
Secaucus	1993	14	None	0%	None	All	Health Dept.
Union Twtnshp.	1992	50	None	None	None	Some	Other Agency
New Mexico	1994*	1,713	Public	None	None	None	N/S
Albuquerque	1988	420	Partial	67%	None	All	N/S
Las Cruces	1997*	75	Partial	100%	Rest.	All	City Mgr.
Los Alamos Co.	1994	18	Partial	67%	None	All	Police Dept.
New York	1994*	18,185	Partial	70%	None	All	Other Agency
Chautauqua Co.	1988	63	Partial	0%	None	All	Health Dept.
Erie Co.	1996*	516	Total	100%	None	All	Health Dept.
Livingston Co.	1998	40	Partial	100%	Rest.	All	Board of Health
Monroe Co.	1997*	458	Total	100%	None	All	Health Dept.
Nassau Co.	1996*	814	Partial	100%	None	All	Health Dept.
New York City	1994*	7,381	Partial	100%	None	All	Health Dept.
Niagara Co.	1998	221	Total	100%	Rest.	All	Health Dept.
Ontario Co.	1987	62	Partial	0%	None	All	N/S
Rockland Co.	1997*	171	Partial	75%	None	All	N/S
Suffolk Co.	1994*	1,238	Partial	100%	Rest.	Some	Health Dept.
Westchester Co.	1996*	254	Partial	100%	None	All	Health Dept.
North Carolina	1993	7,123	Public	None	None	None	N/S
Boone	1993	14	Partial	None	None	Some	Other Agency
Buncombe Co.	1993	113	Total	50%	None	All	Health Dept.
Burke Co.	1993	56	Total	50%	None	All	Health Dept.
Burlington	1993	40	None	25%	None	Some	City Mgr.
Caldwell Co.	1993	41	Partial	33%	None	All	Health Dept.
Carrboro	1993	14	Partial	50%	None	All	N/S
Catawba Co.	1993	74	Total	50%	None	All	Health Dept.
Chapel Hill	1992*	44	Partial	25%	None	Some	City Mgr.

Section II: State Laws and Local Ordinances

State Community	Last Amend- ment*	Popu- lation ¹ (000)	Work- places Covered	Restau- rants	Bars	Enclosed Public Places	Enforcement
North Carolina (Cont.)							
Chatham Co.	1993	37	Total	None	None	All	Health Dept.
Cleveland Co.	1993	37	Partial	50%	None	Some	Health Dept.
Craven Co.	1993	35	Total	50%	None	All	Health Dept.
Cumberland Co.	1993	187	None	33%	None	Some	Health Dept.
Davie Co.	1993	15	Public	0%	None	All	Health Dept.
Durham	1993	150	None	50%	None	Some	N/S
Durham Co.	1993	46	Partial	50%	None	Some	Health Dept.
Forsyth Co.	1994	99	None	None	None	Some	Health Dept.
Gaston Co.	1993	86	Partial	80%	None	All	Health Dept.
Graham Co.	1993	8 [†]	None	None	None	All	Health Dept.
Greensboro	1989*	195	None	25%	None	None	N/S
Guilford Co.	1993	102	Partial	100%	All	All	Health Dept.
Halifax Co.	1993	33	Partial	80%	None	All	Board of Health
Haywood Co.	1993	36	Partial	None	None	None	Health Dept.
Henderson Co.	1993	66	Total	66%	None	All	Health Dept.
High Point	1993	74	None	25%	None	None	N/S
Lee Co.	1993	25	Partial	50%	None	Some	Board of Health
Montreat	1993	(671)	Total	50%	None	All	Other Agency
New Hanover	1993*	144	Total	100%	None	All	Health Dept.
New Hanover Co.	1993*	74	Total	100%	None	All	Health Dept.
Northampton Co.	1993	15	Partial	33%	None	All	Board of Health
Onslow Co.	1994*	71	Partial	80%	None	All	Health Dept.
Orange Co.	1993	45	Total	50%	None	All	Health Dept.
Raleigh	1993*	244	Partial	33%	None	Some	N/S
Randolph Co.	1993	87	None	75%	None	None	Board of Health
Rowan Co.	1993	73	None	0%	None	All	Board of Health
Wake Co.	1993	159	Total	50%	None	All	Health Dept.
Wilkes Co.	1993	55	Total	50%	None	All	Health Dept.
Wilmington	1990	62	Partial	25%	None	Some	Health Dept.
Wrightsville Beach	1993	3	Partial	25%	None	Some	Health Dept.
North Dakota	1993*	644	Public	0%	None	Some	N/S
Ohio	1994*	11,173	Public	None	None	Some	N/S
Akron	1995*	217	Partial	0%	None	All	Health Dept.
Athens	1988	21	None	50%	None	All	Health Dept.
Barberton	1988	27	Partial	0%	None	All	Health Dept.
Beachwood	1989	11	Partial	50%	None	All	Other Agency
Cincinnati	1985	346	Partial	0%	None	All	Health Dept.
Cleveland	1986	498	Partial	40%	None	All	Health Dept.
Cleveland Heights	1987	54	Partial	30%	None	All	Health Dept.
Columbus	1993	657	Total	100%	None	All	Health Dept.
Dayton	1971	173	None	None	None	Some	N/S

State Community	Last Amend- ment*	Popu- lation ¹ (000)	Work- places Covered	Restau- rants	Bars	Enclosed Public Places	Enforcement
Ohio (Cont.)							
Delaware Co.	1997	83	Partial	60%	None	All	Health Dept.
Eastlake	1988	21	Partial	0%	None	None	Police Dept.
Euclid	1989	52	Partial	0%	None	Some	N/S
Findlay	1993	37	Partial	50%	None	All	Board of Health
Hancock Co.	1994	22	Partial	50%	None	Some	Board of Health
Knox Co.	1994	31	Total	100%	All	All	Health Dept.
Lakewood	1987	56	Partial	0%	None	Some	Health Dept.
Licking Co.	1993	58	Partial	50%	None	All	Health Dept.
Lorain	1992	70	Partial	50%	None	All	Health Dept.
Mahoning Co.	1994	132	None	50%	None	Some	Health Dept.
Maple Heights	1988	26	Partial	0%	None	All	Other Agency
Mayfield Village	1986	3	Partial	10%	None	All	Other Agency
Medina	1987	22	None	50%	None	All	Health Dept.
Muskingum Co.	1993	85 [†]	Partial	60%	None	All	Health Dept.
Newark	1992	49	Partial	50%	None	Some	Health Dept.
Parma	1988	85	Partial	0%	None	All	Other Agency
Parma Heights	1987	21	Partial	0%	None	All	Other Agency
Shaker Heights	1988	29	Partial	50%	None	All	Health Dept.
Stark Co.	1997	197	None	None	None	Some	Board of Health
Summit Co.	1988*	86	Partial	0%	None	All	Health Dept.
Toledo	1987	318	Partial	20%	None	All	Health Dept.
University Heights	1987	14	Partial	50%	None	All	Other Agency
Warren	1987	48	Partial	0%	None	All	Health Dept.
Warren City	1992	48	Partial	0%	None	Some	Board of Health
Xenia	1985	23	Partial	0%	None	None	N/S
Muskingum Co.	1993	85	Total	60%	None	All	Health Dept.
Oklahoma	1994*	3,301	Public	0%	None	Some	Other Agency
Oregon	1985*	3,204	Public	0%	None	All	Loc. Bd. Health
Benton Co.	1997	20	Total	100%	Rest.	All	N/S
Corvallis	1997	48	Total	100%	All	All	N/S
Eugene	1980	124	Public	0%	None	Some	N/S
Pennsylvania	1992*	12,056	Partial	0%	None	Some	N/S
Erie	1988	105	Partial	20%	None	All	N/S
Lower Merion	1988	57	Partial	0%	None	All	Health Dept.
Pittsburgh	1987	350	Partial	20%	None	All	Other Agency
State College	1987	39	Partial	0%	None	All	Health Dept.
Rhode Island	1998*	990	Partial	0%	None	Some	N/S
North Providence	1997	31	None	None	None	None	N/S
Portsmouth	1998	101	None	None	None	None	N/S

Section II: State Laws and Local Ordinances

State Community	Last Amend- ment*	Popu- lation ¹ (000)	Work- places Covered	Restau- rants	Bars	Enclosed Public Places	Enforcement
South Carolina	1996*	3,699	Public	None	None	Some	N/S
Greenville	1987	57	None	50%	None	Some	N/S
Hampton Co.	1987	9	Public	None	None	None	N/S
Spartanburg	1993	42	Partial	50%	None	Some	N/S
South Dakota	1994*	732	Public	None	None	Some	N/S
Sioux Falls	1980	113	Partial	None	None	Some	N/S
Tennessee	1995*	5,320	Public	None	None	Some	N/S
Collierville	1993	25	None	0%	None	Some	N/S
Germantown	1989	32	None	0%	None	Some	N/S
Memphis	1986	597	None	0%	None	Some	Health Dept.
Texas	1987*	19,128	None	None	None	Some	N/S
Abilene	1987	108	Partial	0%	None	All	N/S
Addison	1988	11	Partial	0%	None	Some	N/S
Amarillo	1988	170	None	0%	None	All	N/S
Arlington	1994*	295	Total	50%	None	All	Health Dept.
Austin	1994*	541	Total	100%	All	All	N/S
Baytown	1990*	68	Partial	0%	None	All	Health Dept.
Bedford	1986	49	None	0%	None	Some	N/S
Bellaire	1996	15	Public	None	None	None	N/S
Brownsville	1988	132	Partial	0%	None	Some	Health Dept.
Bryan	1986	58	None	0%	None	Some	N/S
Carrollton	1994	97	None	100%	All	Some	N/S
College Station	1990	59	None	50%	None	All	N/S
Colleyville	1989	19	Partial	0%	None	All	N/S
Corpus Christi	1993*	280	Partial	70%	None	All	Health Dept.
Dallas	1993*	1,053	Partial	0%	None	Some	N/S
Del Rio	1987	34	None	0%	None	All	N/S
Denton	1986	73	None	0%	None	Some	N/S
Desoto	1989	35	Partial	75%	None	Some	N/S
Duncanville	1989	36	None	0%	None	All	N/S
Eagle Pass	1987	28	None	0%	None	All	N/S
El Paso	1986	600	Partial	0%	None	All	Health Dept.
Eules	1987	42	None	None	None	Some	N/S
Fort Worth	1993*	480	Partial	100%	None	Some	Health Dept.
Galveston	1989	60	Partial	0%	None	All	Health Dept.
Garland	1991	190	None	0%	None	Some	N/S
Granbury City	1993*	5	None	50%	None	Some	N/S
Grand Prairie	1986	109	None	0%	None	Some	N/S
Greenville	1986	24	Partial	0%	None	All	N/S
Haltom City	1986	36	None	0%	None	All	N/S
Houston	1992*	1,744	Partial	0%	None	All	Health Dept.
Huntsville	1987	29	None	30%	None	Some	N/S
Hurst	1986	37	None	0%	None	Some	N/S

State Community	Last Amend- ment*	Popu- lation ¹ (000)	Work- places Covered	Restau- rants	Bars	Enclosed Public Places	Enforcement
Texas (Cont.)							
Irving	1979	177	None	None	None	Some	N/S
Keller	1998	20	Public	None	None	None	City Mgr.
Kerr Co.	1987	20	Public	None	None	None	N/S
Kerrville	1987	20	Partial	0%	None	All	N/S
Lancaster	1988	23	None	0%	None	Some	N/S
Leon Valley	1987	10	None	0%	None	All	N/S
Longview	1987	75	None	0%	None	All	N/S
Lubbock	1987	194	Partial	0%	None	All	Other Agency
Mansfield	1987	21	None	None	None	Some	N/S
McAllen	1987	103	Partial	0%	None	Some	N/S
Mesquite	1988	112	None	50%	None	All	Health Dept.
Midland	1990	97	Partial	0%	None	All	Health Dept.
New Braunfels	1990	34	Public	0%	None	Some	N/S
N. Richland Hills	1987	53	None	0%	None	All	N/S
Plano	1994*	192	None	100%	All	All	City Mgr.
Richardson	1988	81	Partial	0%	None	Some	Health Dept.
Rockwall	1986	14	Public	0%	None	Some	N/S
Round Rock	1994	52	Partial	51%	None	All	City Mgr.
San Antonio	1992*	1,068	None	0%	None	All	City Mgr.
Seguin	1988	21	Partial	0%	None	All	N/S
Southlake	1992	14	Partial	0%	None	Some	N/S
Sugar Land	1987	48	Public	None	None	None	N/S
Texarkana	1986	32	Public	None	None	Some	N/S
Travis Co.	1986	121	Partial	0%	None	All	N/S
Tyler	1987	82	Partial	None	None	All	N/S
West Lake Hills	1993	3	Partial	100%	None	All	N/S
Wichita Falls	1994*	100	Total	100%	Rest.	All	Health Dept.
Utah	1997*	2,000	Partial	100%	None	Some	Health Dept.
Vermont	1997*	589	Partial	100%	All	All	N/S
Burlington	1987*	39	Partial	0%	None	All	Health Dept.
Virginia	1996*	6,675	Public	0%	None	Some	N/S
Albemarle Co.	1989	74	Partial	20%	None	Some	Health Dept.
Alexandria	1988	118	None	25%	None	Some	City Mgr.
Arlington	1987*	175	None	25%	None	Some	N/S
Charlottesville	1988	41	Partial	20%	None	Some	Health Dept.
Chesapeake	1988	192	Public	0%	None	Some	Health Dept.
Fairfax	1986*	21	None	25%	None	Some	Health Dept.
Fairfax Co.	1985	869	None	25%	None	Some	Health Dept.
Falls Church	1990*	10	None	25%	None	Some	N/S
Franklin	1988	9	None	0%	None	Some	Health Dept.

Section II: State Laws and Local Ordinances

State Community	Last Amendment*	Population ¹ (000)	Workplaces Covered	Restaurants	Bars	Enclosed Public Places	Enforcement
Virginia (Cont.)							
Hampton	1989	139	None	0%	None	Some	Health Dept.
Lynchburg	1989	67	None	25%	None	Some	Health Dept.
Newport News	1989	176	Public	0%	None	Some	Health Dept.
Norfolk	1979	233	None	0%	None	Some	Health Dept.
Portsmouth	1989*	101	None	0%	None	Some	City Mgr.
Prince William Co.	1987*	243	Public	25%	None	Some	N/S
Stafford Co.	1988	82	Public	None	None	None	Other Agency
Suffolk	1989	59	None	0%	None	All	Health Dept.
Virginia Beach	1989	430	None	0%	None	Some	Health Dept.
Washington	1994*	5,533	Total	0%	None	All	N/S
Kennewick	1985	51	None	0%	None	All	N/S
King Co.	1986	539	Public	None	None	None	N/S
Pierce Co.	1986*	657	Partial	0%	None	All	Health Dept.
Seattle	1983	525	Partial	0%	None	Some	Health Dept.
West Virginia	1987*	1,826	None	None	None	None	N/S
Belmont	1990	1	Partial	0%	None	All	N/S
Bluefield	1991	12	None	0%	None	All	City Mgr.
Boone Co.	1997	22	Partial	75%	None	All	Health Dept.
Braxton Co.	1995	11	Partial	50%	None	All	Health Dept.
Brooke Co.	1996	15	Total	50%	None	All	Health Dept.
Cabell Co.	1995	42	Partial	75%	None	All	Health Dept.
Calhoun Co.	1994	7	Partial	75%	None	All	Health Dept.
Clay Co.	1995	10	Partial	50%	None	All	Board of Health
Fairmont	1987	20	Partial	0%	None	All	City Mgr.
Gilmer Co.	1997	7	Partial	100%	None	All	Health Dept.
Grant Co.	1994*	8	Partial	75%	None	All	Health Dept.
Greenbrier Co.	1995	36	Partial	75%	None	All	Health Dept.
Hampshire Co.	1994*	16	Partial	0%	None	All	Health Dept.
Jackson Co.	1996	20	Partial	50%	None	All	Board of Health
Kanawha Co.	1995	99	Partial	50%	None	All	Board of Health
Lincoln Co.	1995	21	Total	75%	None	All	Health Dept.
Marshall Co.	1998	36	Partial	50%	None	All	Health Dept.
McDowell Co.	1996	24	Partial	50%	None	All	Health Dept.
Mercer Co.	1995	44	Partial	100%	None	All	Health Dept.
Monongalia Co.	1992	45	Partial	50%	None	All	Health Dept.
Monroe Co.	1996	12	Partial	50%	None	All	Health Dept.
Morgan Co.	1997	12	Partial	100%	None	All	Health Dept.
Morgantown	1997*	27	Partial	100%	None	All	Health Dept.
Nicholas Co.	1998	22	Partial	50%	None	All	Health Dept.
Pendleton Co.	1993	7	Partial	50%	None	All	Health Dept.
Pleasants Co.	1994	4	Partial	75%	None	All	Health Dept.
Princeton	1990	7	Partial	50%	None	All	City Mgr.

State Community	Last Amend- ment*	Popu- lation ¹ (000)	Work- places Covered	Restau- rants	Bars	Enclosed Public Places	Enforcement
West Virginia (Cont.)							
Putnam Co.	1996	37	Partial	75%	None	All	Board of Health
Raleigh Co.	1995	57	Partial	75%	None	All	Health Dept.
Randolph Co.	1994	19	Partial	75%	None	All	Health Dept.
Ritchie Co.	1994	6	Partial	75%	None	All	Health Dept.
Roane Co.	1994	13	Partial	75%	None	All	Health Dept.
Upshur Co.	1995	18	Partial	100%	None	All	Health Dept.
Wayne Co.	1997	31	Partial	75%	None	All	Health Dept.
Webster Co.	1997	10	Partial	50%	None	All	Health Dept.
Ohio Co.	1996	50	Partial	50%	None	All	Board of Health
Wirt Co.	1994	5	Partial	75%	None	All	Health Dept.
Wood Co.	1994	40	Partial	75%	None	All	Health Dept.
Wyoming Co.	1997	28	Total	75%	None	All	Health Dept.
Wisconsin	1994*	5,160	Partial	0%	Rest.	Some	Other Agency
Dane Co.	1998*	72	Public	None	None	None	N/S
Fitchburg	1991	18	None	0%	None	Some	Other Agency
Madison	1992*	198	None	100%	None	Some	Health Dept.
Middleton	1996	14	None	100%	None	None	N/S
Oak Creek	1988	25	None	None	None	Some	N/S
Rice Lake	1983	8	Public	None	None	Some	N/S
Shorewood Hills	1994*	2	None	100%	Rest.	Some	N/S
Wyoming	1989	481	Public	None	None	None	N/S
Casper	1988	49	Partial	0%	None	All	Health Dept.
Laramie	1986	27	Partial	0%	None	All	N/S

* There was an earlier enactment; this is the year of the most recent amendment.

¹ Populations are in thousands unless otherwise noted. Population numbers in (parentheses) are for counties with less than 1000 residents; those numbers are exact population figures. County populations are for unincorporated areas only unless otherwise noted.

[†] Population includes incorporated and unincorporated areas of the county.

YOUTH ACCESS PROVISIONS

SUMMARY TABLE 2 This table gives a tally of the local ordinances listed in Chart 4 that restrict youth access to tobacco products. It also provides tallies for specific youth access ordinances.

Total: This column lists the total number of local communities with youth access ordinances. This includes laws covering vending machines, free or low-cost distribution of tobacco product samples, single cigarette sales, and tobacco retailer licensing.

Vending Machines: This column lists the total number of local communities with ordinances that place restrictions on vending machines.

Tobacco Sampling: This column lists the total number of local communities with ordinances that restrict free or low-cost promotional distribution of tobacco products.

Licensing: This column lists the total number of local communities with ordinances that require tobacco retailers to be licensed, and provide for the suspension or revocation of that license if the retailer repeatedly sells to minors.

Self-Service Displays: This column lists the total number of local communities with ordinances that prohibit stocking tobacco products in displays accessible to the public without the intervention of a sales clerk. Ordinances that exempt unbroken cartons of cigarettes are included.

Single Cigarette Sales: This column lists the total number of local communities with ordinances that prohibit the sale of single cigarettes.

Use/Possession/Purchase: This column lists the total number of local communities with ordinances that penalize minors for purchasing, possessing, or using tobacco products.

CHART 4 This chart lists local ordinances designed to control youth access to tobacco. In general, the majority of these provisions cover both smoking and chewing tobacco products. There are 764 local youth access ordinances listed herein.

Figure 3 presents a map of the tobacco vending machine laws in the United States at the local and state levels.

Figure 4 presents a map of the licensing laws for tobacco retailers in the United States at the local and state levels.

Figure 5 presents a map of the self-service display laws in the United States at the local and state levels.

Last Amendment: This column indicates when a community enacted or last amended an ordinance with youth access provisions. In the case of

ordinances that have been amended following original adoption, the column reflects the date of the latest amendment. Those ordinances that have been amended following original adoption are indicated by an asterisk next to the date.

Vending Machines: A “Total” in this column indicates that the ordinance prohibits tobacco vending machines in all areas, without exception. A “Partial” in this column indicates that the ordinance allows tobacco vending machines under certain circumstances. Partial restrictions include restricting vending machine placement to adult-only areas (*e.g.*, bars, workplace cafeterias, etc.), a requirement that vending machines be equipped with a mechanical locking device which prevents a sale until activated by a sales clerk, a requirement that vending machines operate on tokens which cannot be sold to minors, or a requirement that vending machines be placed in areas under constant adult supervision. A “Partial” in this column indicates that the ordinance allows one or more of these partial restrictions.

Sampling: A “Yes” in this column indicates that the ordinance limits or bans free or low-cost distribution of tobacco product samples to minors and adults. Ordinances that exempt private clubs or other adult-only areas are included. Ordinances that prohibit providing tobacco product samples to minors but permit distribution to adults are not included.

Licensing: A “Yes” in this column indicates that the ordinance requires tobacco retailers to obtain a license to sell tobacco products and provides for suspension and/or revocation of the license if the merchant is repeatedly caught selling tobacco to minors. Ordinances that require merchants to obtain a license but do not provide for its suspension or revocation are not included, as they are designed to raise revenue and not to reduce youth access to tobacco.

Self-Service Displays: A “Yes” in this column indicates that the ordinance prohibits stocking tobacco products in displays accessible to the public without the intervention of a sales clerk (*i.e.*, tobacco products must be placed behind or above the counter and be accessible only to the sales clerk). Ordinances that exempt unbroken cartons of cigarettes are included.

Single Cigarette Sales: A “Yes” in this column indicates that the ordinance prohibits selling single cigarettes, or cigarettes out of the original manufacturer’s sealed packaging which includes the health warning label.

Use/Possession/Purchase: A “Yes” in this column indicates that the ordinance penalizes minors for purchasing, possessing, and/or using tobacco products.

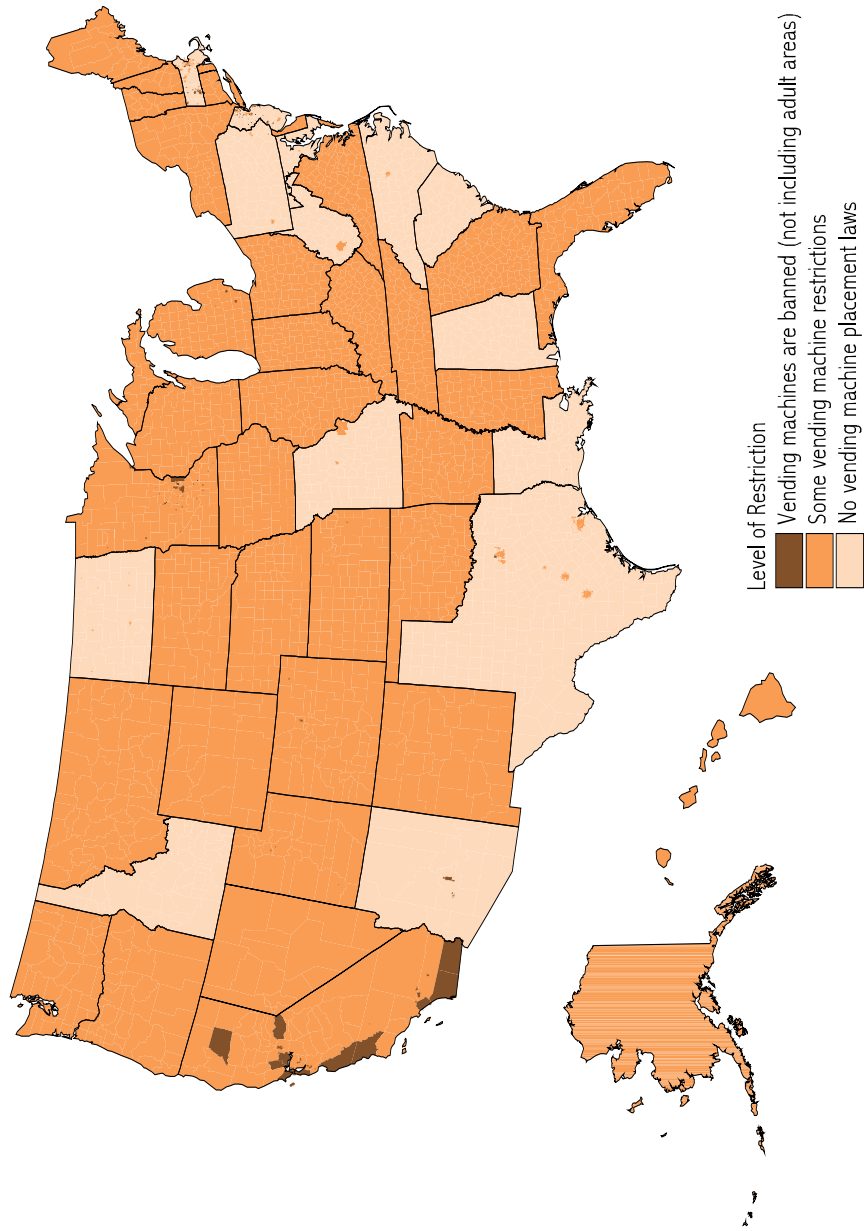
Note: An entry of “—” in a field indicates that information is not available for that provision. This is generally the result of adding new fields of analysis to reflect a significant development in ordinance provisions; database records for ordinances analyzed prior to the new field of analysis do not contain information for that provision.

Summary Table 2

Local Ordinances Restricting Youth Access to Tobacco: Total Number by State

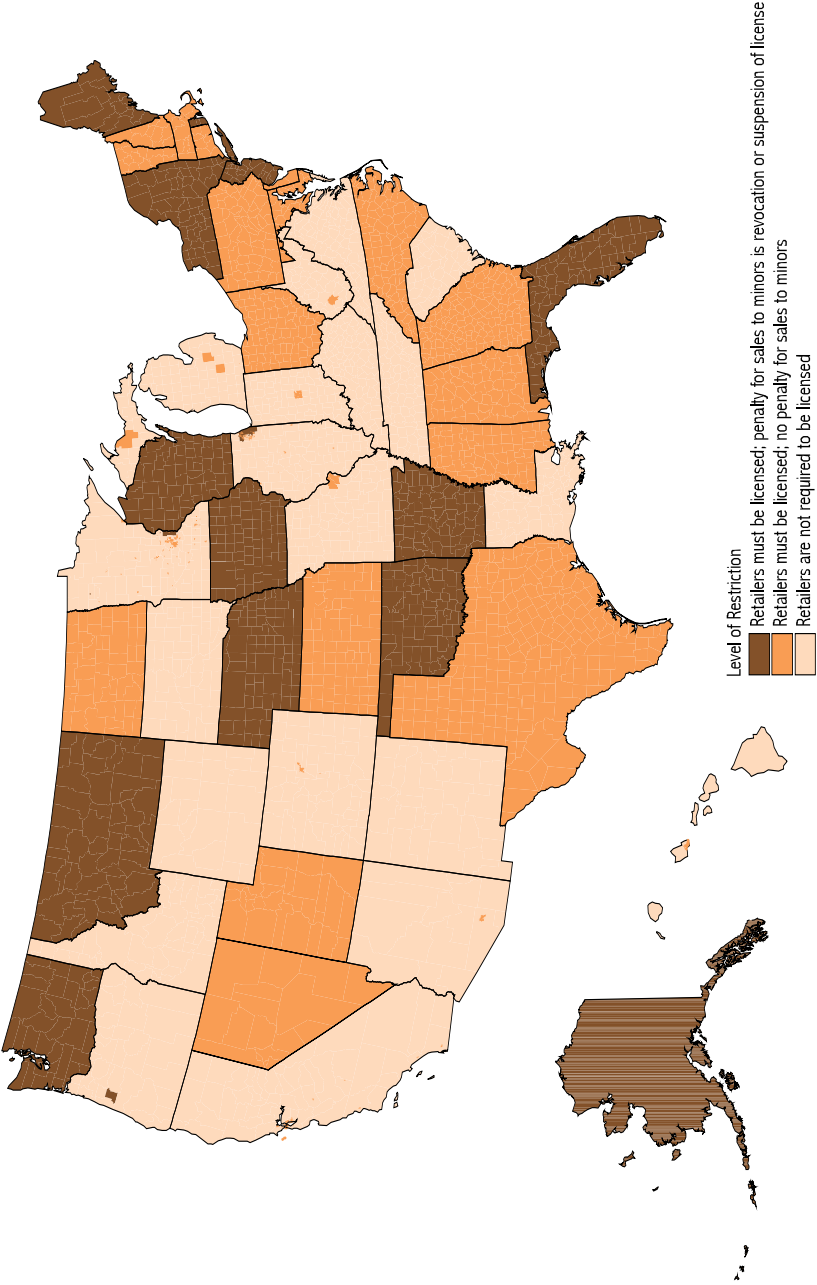
State	Total	Vending Machine	Sam-pling	Licen-sing	Self-Service Displays	Single Cigarette Sales	Use/Possession/Purchase
Alabama	2	2	0	0	0	0	0
Alaska	1	1	0	0	1	1	1
Arizona	6	6	0	1	1	0	0
California	156	152	38	2	57	24	3
Colorado	17	10	2	2	5	1	14
Connecticut	3	1	0	0	1	0	1
Delaware	1	0	0	0	0	1	0
District of Columbia	1	1	1	1	0	0	0
Florida	1	1	0	0	0	0	1
Georgia	2	1	1	0	0	0	0
Hawaii	2	0	2	0	0	0	0
Illinois	56	34	34	36	0	3	48
Indiana	1	0	0	1	0	0	0
Iowa	1	0	0	1	0	0	0
Kansas	4	3	1	1	1	2	3
Louisiana	1	1	0	0	0	0	0
Maine	3	1	1	1	2	0	0
Maryland	2	2	2	0	0	0	0
Massachusetts	109	104	94	75	60	68	3
Michigan	36	11	2	27	1	0	3
Minnesota	95	79	8	60	25	4	20
Missouri	6	3	3	2	1	2	4
Nebraska	3	0	1	1	0	1	2
New Hampshire	1	1	0	0	0	0	0
New Jersey	153	143	1	18	56	2	17
New Mexico	1	1	1	0	0	1	0
New York	11	8	3	2	2	1	0
North Carolina	1	1	0	0	0	0	0
North Dakota	12	12	0	7	4	0	8
Ohio	12	9	3	2	1	1	8
Oregon	3	0	0	2	3	0	0
Pennsylvania	12	11	0	0	1	1	0
Rhode Island	2	1	0	0	0	0	1
Texas	13	9	3	0	3	1	4
Utah	7	5	0	0	7	0	0
Washington	7	7	3	5	0	1	1
West Virginia	1	1	0	0	0	0	0
Wisconsin	17	5	4	5	1	6	12
Wyoming	2	1	0	0	0	0	2
Totals	764	628	208	252	233	121	156

Figure 3: Vending Machine Placement Laws: 1997



Data Source: *State Legislated Actions on Tobacco Issues*, American Lung Association, 1997
National Matrix of Local Ordinances, American Nonsmokers' Rights Foundation, 1998

Figure 4: Tobacco Retailer Licensing Laws: 1997



Data Source: State Legislated Actions on Tobacco Issues, American Lung Association, 1997
National Matrix of Local Ordinances, American Nonsmokers' Rights Foundation, 1998

Chart 4

State Laws and Local Ordinances to Reduce Youth Access to Tobacco Products

State Community	Last Amend- ment	Vending Mach- ines	Sam- pling	Licen- sing	Self- Serve Disp	Single Sales	Use/ Posses/ Purchase
Alabama	1997	None	No	Yes	No	Yes	Yes
Homewood	1995	Partial	No	No	No	No	No
Mobile	1994	Partial	No	No	No	No	No
Alaska	1995	Partial	No	Yes	No	No	Yes
Anchorage	1997*	Partial	No	No	Yes	Yes	Yes
Buckeye	1994	Total	No	No	No	No	No
Arizona	1978	None	No	No	No	No	Yes
Cottonwood	1992	Partial	No	No	—	—	—
Paradise Valley	1992	Partial	No	No	—	—	—
Scottsdale	1993	Total	No	No	—	—	—
Tempe	1993	Partial	No	No	No	No	No
Tucson	1997*	Partial	No	Yes	Yes	No	No
Arkansas	1991	Partial	No	Yes	No	No	No
California	1996*	Partial	Yes	No	No	Yes	Yes
Alameda Co.	1991	Partial	No	No	No	No	No
Albany	1992	Partial	Yes	No	—	—	—
Amador Co.	1991	Partial	No	No	—	—	—
Anderson	1993	Total	No	No	—	—	—
Antioch	1993	Partial	Yes	No	No	Yes	No
Atascadero	1992	Total	No	No	No	No	No
Avenal	1998	Partial	No	No	Yes	No	No
Belmont	1996	Total	No	No	Yes	No	No
Belvedere	1993	Total	No	No	Yes	No	No
Berkeley	1991	Total	Yes	No	No	No	No
Buellton	1996	Partial	No	—	No	Yes	—
Burlingame	1993	Partial	No	No	—	—	—
Calistoga	1995	Partial	No	No	Yes	No	No
Camarillo	1994	Partial	No	No	No	No	No
Capitola	1991	Partial	No	No	No	No	No
Carpinteria	1995	Partial	No	No	Yes	Yes	No
Chino Hills	1992	Total	No	No	No	No	No
Chula Vista	1996	Partial	No	No	Yes	Yes	Yes
Clayton	1992	Partial	Yes	No	No	No	No
Concord	1993	Partial	Yes	No	—	—	—
Contra Costa Co.	1998*	Partial	Yes	Yes	Yes	Yes	No
Corcoran	1997	None	No	No	Yes	No	No
Coronado	1996	Total	No	No	Yes	Yes	Yes
Corte Madera	1995	Total	No	No	Yes	No	No

State Community	Last Amend- ment	Vending Mach- ines	Sam- pling	Licen- sing	Self- Serve Disp	Single Sales	Use/ Posses/ Purchase
California (Cont.)							
Cotati	1994	Partial	No	No	Yes	No	No
Cupertino	1992	Partial	No	No	No	No	No
Dana Point	1993	Total	No	No	No	No	No
Danville	1994	Partial	No	No	No	No	No
Davis	1992	Total	No	No	No	No	No
Del Mar	1993	Total	No	No	—	—	—
Dixon	1992	Partial	No	No	No	No	No
Duarte	1995	Partial	Yes	No	No	No	No
Dublin	1994	Total	Yes	No	No	No	No
Dunsmuir	1992	Partial	No	No	—	—	—
El Cajon	1997*	Total	No	No	Yes	Yes	No
El Cerrito	1991	Partial	Yes	No	No	Yes	No
El Dorado Co.	1993	Total	No	No	—	—	—
Escondido	1991	Partial	No	No	—	—	—
Exeter	1997	Partial	No	—	Yes	No	—
Fairfax	1994	Total	No	No	Yes	No	No
Fairfield	1992	Partial	No	No	—	—	—
Fort Bragg	1994	Partial	No	No	Yes	No	No
Fremont	1993	Partial	Yes	No	No	No	No
Hanford	1998	Partial	No	—	Yes	Yes	—
Hayward	1993	Partial	Yes	No	No	No	No
Healdsburg	1994	Partial	No	No	Yes	No	No
Hercules	1992	Partial	Yes	No	—	—	—
Hesperia	1992	Partial	No	No	—	—	—
Hollister	1994	Partial	No	No	No	No	No
Huntington Beach	1993	Total	No	No	No	No	No
Imperial Beach	1996	Total	No	No	Yes	Yes	No
Imperial Co.	1994	Total	No	No	No	No	No
Lafayette	1992	Partial	Yes	No	—	—	—
Laguna Beach	1992	Total	No	No	—	—	—
Laguna Hills	1993	Total	No	No	No	No	No
Larkspur	1993	Total	No	No	Yes	No	No
Lathrop	1992	Partial	No	No	No	No	No
Lemon Grove	1994	Total	Yes	No	No	Yes	No
Livermore	1993	Total	Yes	No	No	No	No
Loma Linda	1992	Partial	No	No	—	—	—
Long Beach	1994*	None	Yes	No	No	Yes	No
Los Banos	1997	Partial	No	No	Yes	No	No
Los Gatos	1991	Total	No	No	No	No	No
Manteca	1976	Partial	No	No	—	—	—
Marin Co.	1993	Total	No	No	Yes	No	No
Mendocino Co.	1993	Partial	No	No	Yes	No	No
Menlo Park	1993	Total	No	No	—	—	—

Section II: State Laws and Local Ordinances

State Community	Last Amend- ment	Vending Mach- ines	Sam- pling	Licen- sing	Self- Serve Disp	Single Sales	Use/ Posses/ Purchase
California (Cont.)							
Mill Valley	1992	Total	No	No	Yes	No	No
Millbrae	1993	Partial	No	No	No	No	No
Mission Viejo	1993	Total	No	No	No	No	No
Monterey Co.	1994	Total	No	No	Yes	No	No
Mount Shasta	1993	Partial	No	No	No	No	No
Mountain View	1994	Partial	No	No	No	No	No
Napa	1994	Total	No	No	Yes	No	No
Napa Co.	1994	Total	No	No	Yes	No	No
Novato	1997*	Total	No	No	Yes	No	No
Oakland	1995*	Partial	Yes	No	No	No	No
Oceanside	1998	Total	No	—	Yes	Yes	—
Ojai	1993	Partial	Yes	No	No	Yes	No
Orange Co.	1993	Total	No	No	No	No	No
Orinda	1992	Partial	Yes	No	—	—	—
Palo Alto	1991	Partial	No	No	Yes	No	No
Paradise	1991	Partial	No	No	—	—	—
Pasadena	1998	Total	—	—	Yes	—	—
Petaluma	1994	Partial	No	No	Yes	No	No
Pinole	1992	Partial	Yes	No	—	—	—
Pittsburg	1995	Partial	Yes	No	No	Yes	No
Placerville	1993	Total	No	No	—	—	—
Pleasant Hill	1993	Partial	No	No	—	—	—
Pleasanton	1991	Partial	Yes	No	No	No	No
Plymouth	1992	Partial	No	No	—	—	—
Poway	1995	Total	No	No	Yes	Yes	No
Rancho Mirage	1990	Total	No	No	—	—	—
Redding	1993	Total	No	No	—	—	—
Redlands	1996*	Total	No	No	Yes	No	No
Richmond	1994	Total	Yes	No	No	Yes	No
Riverside	1993	Total	No	No	—	—	—
Rohnert Park	1992	Partial	No	No	No	No	No
Sacramento	1991	Total	No	No	—	—	—
Salinas	1995	Total	No	No	Yes	No	No
San Anselmo	1993	Total	No	No	Yes	No	No
San Bernardino	1994	Partial	No	No	No	No	No
San Diego	1998*	Total	Yes	No	Yes	No	No
San Diego Co.	1994	Total	No	No	No	No	No
San Francisco	1997*	Total	Yes	No	Yes	No	No
San Jose	1992	Partial	No	No	—	—	—
San Luis Obispo	1997*	Total	No	No	Yes	Yes	No
San Luis Obispo Co.	1991	Total	No	No	—	—	—
San Marcos	1977	Partial	No	No	—	—	—

State Community	Last Amend- ment	Vending Mach- ines	Sam- pling	Licen- sing	Self- Serve Disp	Single Sales	Use/ Posses/ Purchase
California (Cont.)							
San Mateo	1995	Total	No	No	Yes	No	No
San Mateo Co.	1998*	Total	Yes	Yes	Yes	No	No
San Rafael	1993	Total	No	No	Yes	—	—
San Ramon	1994	Total	Yes	No	No	No	No
Santa Ana	1994	Partial	No	No	No	No	No
Santa Barbara	1996	Partial	No	No	Yes	Yes	No
Santa Barbara Co.	1996*	Partial	No	No	No	Yes	No
Santa Clarita	1994	Total	No	No	No	No	No
Santa Cruz	1991	Partial	No	No	No	No	No
Santa Cruz Co.	1998*	Partial	No	No	Yes	No	No
Santa Monica	1991	Total	No	No	No	No	No
Santa Rosa	1993	Partial	No	No	Yes	No	No
Saratoga	1994	Total	Yes	No	No	No	No
Sausalito	1994	Total	No	No	Yes	No	No
Scotts Valley	1991	Total	No	No	No	No	No
Seal Beach	1993	Partial	Yes	—	—	Yes	—
Seaside	1992	Partial	Yes	No	—	—	—
Sebastopol	1994*	Partial	Yes	No	Yes	No	No
Shafter	1994	Total	No	No	Yes	No	No
Shasta Co.	1993	Total	No	No	—	—	—
Shasta Lake	1993	Total	No	No	No	No	No
Siskiyou Co.	1992	Partial	No	No	—	—	—
Solana Beach	1992*	Partial	Yes	No	No	No	No
Solano Co.	1991	Total	Yes	No	—	—	—
Sonoma	1994	Partial	No	No	Yes	No	No
Sonoma Co.	1994	Partial	No	No	Yes	No	No
South Lake Tahoe	1993	Total	—	—	—	—	—
Thousand Oaks	1995	Partial	No	No	No	No	No
Tiburon	1992	Total	No	No	Yes	—	—
Tracy	1994	Partial	No	No	No	No	No
Ukiah	1993	Partial	No	No	Yes	—	—
Union City	1994	Partial	Yes	No	Yes	No	No
Vacaville	1992	Partial	No	No	—	—	—
Vallejo	1994*	Total	Yes	No	Yes	No	No
Ventura	1994	—	Yes	No	No	Yes	No
Vista	1996*	Total	No	No	Yes	Yes	Yes
Walnut Creek	1991	Partial	Yes	No	—	—	—
Watsonville	1991	Total	No	No	No	No	No
Weed	1995	Partial	No	No	No	No	No
West Hollywood	1992	Partial	No	No	—	—	—
West Sacramento	1991	Partial	Yes	No	—	—	—
Whittier	1991	Partial	No	No	—	—	—
Windsor	1995	Total	No	No	Yes	No	No

Section II: State Laws and Local Ordinances

State Community	Last Amend- ment	Vending Mach- ines	Sam- pling	Licen- sing	Self- Serve Disp	Single Sales	Use/ Posses/ Purchase
California (Cont.)							
Woodland	1995	Partial	No	No	No	No	No
Yolo Co.	1998	None	No	—	Yes	Yes	—
Yountville	1994	Total	No	No	Yes	No	No
Yreka	1992	Partial	—	—	—	—	—
Colorado							
Alamosa	1998*	Partial	No	No	No	No	Yes
Boulder	1998*	Partial	No	No	Yes	No	Yes
Boulder	1996*	Partial	No	No	No	No	No
Colorado Springs	1995	Partial	No	No	No	No	No
Denver	1998*	Partial	Yes	Yes	Yes	Yes	Yes
Englewood	1996	None	No	No	No	No	Yes
Estes Park	1996	Partial	No	No	Yes	No	Yes
Federal Heights	1996	None	No	No	No	No	Yes
Fort Collins	1997	Partial	Yes	No	Yes	No	Yes
Monte Vista	1996	Partial	No	No	Yes	No	Yes
Montrose	1996	None	No	No	No	No	Yes
Northglenn	1995	None	No	No	No	No	Yes
Olathe	1996	None	No	No	No	No	Yes
Parker	1996	None	No	No	No	No	Yes
Pueblo	1991	Partial	No	No	No	No	No
Sterling	1990	Total	No	No	No	No	Yes
Westminster	1988	None	No	No	No	No	Yes
Woodland Park	1995	Partial	No	Yes	No	No	Yes
Connecticut							
Haddam	1996	Partial	Yes	Yes	No	Yes	Yes
Haddam	1998	None	No	No	Yes	No	No
Orange	1998	Total	No	—	No	No	—
Seymour	1998	None	No	No	No	No	Yes
Delaware							
Wilmington	1996	Partial	No	No	No	Yes	Yes
Wilmington	1995	None	No	No	No	Yes	No
District of Columbia							
District of Columbia	1991*	Partial	Yes	Yes	No	No	No
Florida							
Jacksonville	1998*	Partial	No	No	No	No	Yes
Jacksonville	1991	Partial	No	No	No	No	Yes
Georgia							
Atlanta	1998*	Partial	No	No	No	No	Yes
Atlanta	1986	—	Yes	No	—	—	—
East Point	1994	Partial	No	No	No	No	No
Hawaii							
Honolulu	1998*	Partial	Yes	No	No	Yes	Yes
Honolulu	1998*	None	Yes	No	No	No	No
Maui Co.	1997	None	Yes	—	No	No	—
Idaho							
Idaho	1998*	Partial	Yes	Yes	No	Yes	Yes

State Community	Last Amend- ment	Vending Mach- ines	Sam- pling	Licen- sing	Self- Serve Disp	Single Sales	Use/ Posses/ Purchase
Illinois	1995*	Partial	No	No	No	No	Yes
Addison	1989	Partial	Yes	Yes	No	No	Yes
Alsip	1995	Partial	Yes	No	No	No	Yes
Arlington Heights	1996	None	No	Yes	No	No	Yes
Bensenville	1994	Partial	Yes	Yes	No	No	Yes
Berwyn	1997	None	No	No	No	No	Yes
Bloomington	1974	None	No	Yes	No	No	No
Bolingbrook	1989	Partial	Yes	Yes	No	No	Yes
Buffalo Grove	1997*	Partial	No	Yes	No	No	Yes
Charleston	1990	Partial	Yes	No	—	—	—
Chicago	1991	Partial	Yes	Yes	No	Yes	Yes
Chicago Ridge	1993	Partial	Yes	Yes	No	No	Yes
Cook Co.	1997	Partial	Yes	Yes	No	Yes	No
Crystal Lake	1996	None	No	No	No	Yes	No
Danville	1996	Partial	Yes	Yes	No	No	Yes
Darien	1994	None	No	No	No	No	Yes
Downers Grove	1998*	None	No	No	No	No	Yes
Elk Grove Village	1991	Partial	Yes	Yes	—	—	—
Elmhurst	1990	Partial	Yes	Yes	—	—	—
Elmwood Park	1996	Partial	Yes	Yes	No	No	Yes
Evanston	1996	Partial	Yes	Yes	No	No	Yes
Evergreen Park	1995	Partial	Yes	No	No	No	Yes
Glen Ellyn	1993	Partial	Yes	Yes	No	No	Yes
Glenview	1990	Partial	Yes	Yes	No	No	Yes
Hanover Park	1990	Partial	Yes	Yes	No	No	Yes
Highland Park	1996	Partial	Yes	Yes	No	No	Yes
La Grange	1993*	None	Yes	Yes	No	No	Yes
Lake in the Hills	1998	None	No	No	No	No	Yes
Lake Zurich	1995	None	Yes	No	No	No	Yes
Lemont	1993	Partial	Yes	Yes	No	No	Yes
Libertyville	1994	None	No	No	No	No	Yes
Lisle	1995*	Partial	Yes	Yes	No	No	Yes
Lockport	1997	Partial	No	Yes	No	No	Yes
Melrose Park	1998	None	No	Yes	No	No	No
Moline	1996	Partial	Yes	Yes	No	No	Yes
Naperville	1992	None	Yes	Yes	No	No	Yes
Niles	1995*	Partial	No	Yes	No	No	Yes
Normal	1996	None	No	No	No	No	Yes
Northbrook	1997	None	No	No	No	No	Yes
Orland Park	1995	Partial	No	Yes	No	No	Yes
Park Ridge	1995	Partial	Yes	Yes	No	No	Yes
Pleasant Plains	1997	None	No	No	No	No	Yes
Quincy	1997	None	Yes	No	No	No	Yes
Rochester	1997	None	No	No	No	No	Yes

Section II: State Laws and Local Ordinances

State Community	Last Amend- ment	Vending Mach- ines	Sam- pling	Licen- sing	Self- Serve Disp	Single Sales	Use/ Posses/ Purchase
Illinois (Cont.)							
Salem	1995	None	No	No	No	No	Yes
Schaumburg	1989	Partial	Yes	Yes	No	No	Yes
Streamwood	1995	Partial	No	Yes	No	No	Yes
Wellington	1995	Partial	Yes	No	No	No	Yes
Western Springs	1993	None	Yes	No	No	No	Yes
Westmont	1993	Partial	Yes	Yes	No	No	Yes
Wheeling	1996	None	No	Yes	No	No	Yes
Willowbrook	1993	Partial	Yes	Yes	No	No	Yes
Wilmette	1994	Total	No	No	No	No	No
Winfield	1993	None	Yes	Yes	No	No	Yes
Wood Dale	1995	Partial	Yes	Yes	No	No	Yes
Woodridge	1989	Partial	Yes	Yes	No	No	Yes
Woodstock	1992	None	No	No	No	No	Yes
Indiana	1997*	Partial	No	No	No	No	Yes
Indianapolis	1991	—	No	Yes	—	—	—
Iowa	1998*	Partial	No	Yes	Yes	No	Yes
Des Moines	1993	None	No	Yes	No	No	No
Kansas	1996	Partial	No	No	No	No	Yes
Emporia	1996	Partial	No	No	No	No	Yes
Ottawa	1997	Total	Yes	Yes	Yes	Yes	Yes
Overland Park	1996	None	No	No	No	No	Yes
Wichita	1994	Partial	No	No	No	Yes	No
Kentucky	1998*	Partial	No	No	No	Yes	Yes
Louisiana	1997	Partial	No	Yes	No	Yes	Yes
Iowa	1990	Total	No	No	—	—	—
Maine	1996*	Partial	No	Yes	No	Yes	Yes
Orono	1990	Total	No	No	—	—	—
Portland	1998	None	Yes	No	Yes	No	No
Westbrook	1995	None	No	Yes	Yes	No	No
Maryland	1994	None	No	No	No	No	No
Bowie	1991*	Partial	Yes	No	—	—	—
Takoma Park	1990	Partial	Yes	No	—	—	—
Massachusetts	1996	None	No	No	No	Yes	No
Acton	1993	Partial	Yes	Yes	No	No	No
Acushnet	1995	Partial	No	Yes	No	No	No
Amherst	1994*	Total	Yes	Yes	No	Yes	No
Andover	1994	Partial	No	No	Yes	Yes	No
Arlington	1995	Total	No	Yes	Yes	Yes	No
Ashland	1993	Partial	Yes	Yes	No	Yes	No

State Community	Last Amend- ment	Vending Mach- ines	Sam- pling	Licen- sing	Self- Serve Disp	Single Sales	Use/ Posses/ Purchase
Massachusetts (Cont.)							
Attleboro	1994	Partial	Yes	Yes	Yes	Yes	No
Barre	1991	Partial	Yes	Yes	—	—	—
Bedford	1994	Total	Yes	Yes	Yes	Yes	No
Bellingham	1994	Total	Yes	Yes	Yes	Yes	No
Belmont	1994*	Partial	Yes	Yes	Yes	Yes	No
Billerica	1995	Partial	Yes	Yes	Yes	Yes	No
Bolton	1995	Partial	Yes	Yes	Yes	Yes	No
Boston	1997*	Partial	Yes	Yes	No	Yes	No
Boxborough	1995	Partial	No	Yes	Yes	No	No
Brockton	1994	Partial	Yes	Yes	No	No	No
Brookline	1995	Total	Yes	Yes	No	No	No
Burlington	1992	Partial	Yes	No	No	No	No
Cambridge	1993	Partial	No	No	No	No	No
Canton	1994	Partial	Yes	No	Yes	Yes	No
Chelmsford	1991	Partial	Yes	No	—	—	—
Chicopee	1995	Partial	Yes	Yes	No	No	No
Clinton	1994	Partial	Yes	Yes	Yes	Yes	No
Cohasset	1993	—	Yes	No	No	No	No
Concord	1991	Partial	Yes	Yes	No	No	No
Dedham	1994	Partial	No	Yes	Yes	Yes	Yes
Dennis	1991	Partial	No	No	—	—	—
Dover	1994	Total	Yes	Yes	Yes	No	No
Dudley	1994	Partial	Yes	Yes	No	Yes	Yes
Easthampton	1994	Total	Yes	Yes	Yes	Yes	No
Easton	1995	Total	Yes	Yes	Yes	Yes	No
Falmouth	1993	—	Yes	No	No	Yes	No
Fitchburg	1992	Partial	Yes	Yes	No	Yes	No
Foxborough	1993	Partial	Yes	No	No	Yes	No
Framingham	1995	Partial	Yes	Yes	No	No	No
Gardner	1995	Partial	Yes	Yes	No	Yes	No
Gloucester	1994	Partial	Yes	Yes	Yes	Yes	No
Granby	1995	Total	Yes	Yes	Yes	Yes	No
Greenfield	1994	Total	Yes	Yes	Yes	Yes	No
Haverhill	1995	Partial	Yes	Yes	Yes	Yes	No
Hingham	1993	Partial	Yes	No	Yes	Yes	No
Holden	1993	Partial	Yes	No	No	Yes	No
Holliston	1994	Partial	Yes	Yes	Yes	Yes	No
Holyoke	1994	Total	Yes	Yes	Yes	No	No
Lancaster	1992	Partial	Yes	Yes	—	—	—
Lawrence	1994	Partial	Yes	No	Yes	Yes	No
Lee	1994	Total	Yes	No	Yes	No	No
Lenox	1994	Total	Yes	No	Yes	No	No
Leominster	1998*	Total	Yes	Yes	Yes	Yes	Yes

Section II: State Laws and Local Ordinances

State Community	Last Amend- ment	Vending Mach- ines	Sam- pling	Licen- sing	Self- Serve Disp	Single Sales	Use/ Posses/ Purchase
Massachusetts (Cont.)							
Lexington	1994	Total	Yes	No	Yes	Yes	No
Longmeadow	1994*	Total	Yes	Yes	No	No	No
Lowell	1995	Partial	Yes	Yes	No	Yes	No
Malden	1993	Partial	Yes	No	—	—	—
Mansfield	1993	Partial	Yes	No	—	—	—
Marion	1994	Total	No	No	Yes	No	No
Marlborough	1995*	Partial	Yes	Yes	No	Yes	—
Mashpee	1995	Total	No	Yes	No	No	No
Medfield	1997*	Partial	Yes	Yes	Yes	Yes	No
Medway	1994	Total	No	No	No	No	No
Methuen	1995	Total	Yes	Yes	Yes	Yes	No
Middleton	1995	Partial	Yes	Yes	Yes	Yes	No
Millis	1994*	Partial	Yes	Yes	Yes	Yes	No
Milton	1994	Partial	Yes	No	Yes	Yes	No
Montague	1995	Total	Yes	Yes	Yes	Yes	No
Nahant	1995	Partial	Yes	Yes	Yes	Yes	No
Natick	1994	Partial	Yes	Yes	No	Yes	No
Needham	1995*	Total	Yes	Yes	Yes	No	No
New Bedford	1989	—	Yes	No	—	—	—
Newton	1993	Partial	Yes	Yes	Yes	Yes	No
North Adams	1995*	Total	Yes	Yes	Yes	Yes	No
North Andover	1995	Partial	Yes	Yes	Yes	Yes	No
North Attleboro	1995	Partial	Yes	Yes	Yes	No	No
Northampton	1997*	Total	Yes	Yes	Yes	Yes	No
Norton	1995	Partial	Yes	Yes	Yes	Yes	No
Norwood	1995	Partial	Yes	Yes	Yes	Yes	No
Oak Bluffs	1993	Partial	Yes	No	Yes	Yes	No
Orange	1997*	Total	Yes	Yes	Yes	Yes	No
Pittsfield	1994	Partial	Yes	Yes	Yes	Yes	No
Plainville	1993	Partial	Yes	No	Yes	Yes	No
Plymouth	1993	Partial	No	No	No	Yes	No
Provincetown	1992	Total	No	No	—	—	—
Quincy	1994	Partial	Yes	Yes	No	No	No
Revere	1994	Total	No	No	No	No	No
Sandwich	1993*	Total	Yes	No	No	Yes	No
Saugus	1994	Partial	Yes	Yes	No	Yes	No
Seekonk	1994	Partial	Yes	Yes	Yes	Yes	No
Sharon	1998*	Total	Yes	Yes	Yes	No	No
Shirley	1995	Partial	Yes	Yes	No	Yes	No
Somerville	1992	Partial	Yes	Yes	—	—	—
South Hadley	1994	Total	Yes	Yes	Yes	Yes	No
Southwick	1992	Partial	Yes	No	No	Yes	No
Stockbridge	1994	Total	Yes	No	Yes	No	No

State Community	Last Amend- ment	Vending Mach- ines	Sam- pling	Licen- sing	Self- Serve Disp	Single Sales	Use/ Posses/ Purchase
Massachusetts (Cont.)							
Tewksbury	1994	Total	Yes	Yes	Yes	Yes	No
Uxbridge	1995	Partial	Yes	Yes	No	Yes	No
Wakefield	1995	Partial	Yes	Yes	No	No	No
Walpole	1995	Partial	Yes	Yes	Yes	Yes	No
Watertown	1997	Total	Yes	Yes	Yes	Yes	No
Wellesley	1990	—	Yes	No	—	—	—
West Springfield	1994*	Total	Yes	Yes	Yes	Yes	No
Westborough	1998	Total	Yes	Yes	Yes	Yes	No
Westfield	1995*	Total	Yes	Yes	Yes	Yes	No
Westford	1993	Partial	Yes	No	—	—	—
Westwood	1996	Total	Yes	Yes	Yes	Yes	No
Weymouth	1994*	Partial	Yes	Yes	No	No	No
Wilbraham	1994	Total	Yes	Yes	Yes	Yes	No
Williamstown	1993	Partial	Yes	No	Yes	Yes	No
Winthrop	1994	Partial	No	No	No	No	No
Worcester	1984	—	Yes	No	—	—	—
Wrentham	1995	Partial	No	Yes	No	No	No
Michigan	1992	Partial	No	No	No	Yes	Yes
Ann Arbor	1990	Total	No	No	—	—	—
Argentine	1993	—	No	Yes	No	No	No
Atlas	1993	—	No	Yes	No	No	No
Burton	1993	—	No	Yes	No	No	No
Clayton	1993	—	No	Yes	No	No	No
Clio	1993	—	No	Yes	No	No	No
Davison	1993	—	No	Yes	No	No	No
Dearborn	1981	None	No	No	No	No	Yes
East Lansing	1991	Partial	Yes	Yes	Yes	No	No
Fenton	1993	—	No	Yes	No	No	No
Flint	1993	—	No	Yes	No	No	No
Flushing	1993*	Total	No	Yes	No	No	No
Forest	1993	—	No	Yes	No	No	No
Gaines	1993	—	No	Yes	No	No	No
Genesee	1993	—	No	Yes	No	No	No
Genesee Co.	1993	—	No	Yes	No	No	No
Goodrich	1993	—	No	Yes	No	No	No
Grand Blanc	1993	—	No	Yes	No	No	No
Ingham Co.	1992	Partial	Yes	Yes	—	—	—
Linden	1993	—	No	Yes	No	No	No
Marquette	1995	None	No	No	No	No	Yes
Marquette Co.	1990	Partial	No	Yes	No	No	No
Montrose	1993	—	No	Yes	No	No	No
Mount Morris	1993	—	No	Yes	No	No	No

Section II: State Laws and Local Ordinances

State Community	Last Amend- ment	Vending Mach- ines	Sam- pling	Licen- sing	Self- Serve Disp	Single Sales	Use/ Posses/ Purchase
Mundy	1993	—	No	Yes	No	No	No
Otisville	1993	—	No	Yes	No	No	No
Richfield	1993	—	No	Yes	No	No	No
Rochester Hills	1990	Partial	No	No	—	—	—
Royal Oak	1994	Partial	—	—	—	—	Yes
Sterling Heights	1991	Partial	—	—	—	—	—
Swartz Creek	1993	—	No	Yes	No	No	No
Thetford	1993	—	No	Yes	No	No	No
Troy	1995	Total	No	No	No	No	No
Vienna	1993	—	No	Yes	No	No	No
Warren	1992	Partial	No	No	—	—	—
Zeeland	1991	Partial	No	No	No	No	No
Minnesota	1997	Partial	Yes	Yes	Yes	No	Yes
Albert Lea	1991	—	Yes	Yes	—	—	—
Annandale	1968	None	—	Yes	No	No	No
Anoka	1989	Partial	No	No	—	—	—
Austin	1991	Partial	No	No	—	—	—
Bayport	1980	None	No	Yes	No	No	No
Bemidji	1996	Partial	No	Yes	No	No	Yes
Big Lake	1990	Partial	No	No	—	—	—
Blaine	1989	Partial	Yes	No	—	—	—
Bloomington	1990	Total	No	No	—	—	—
Brainerd	1985	None	No	Yes	No	No	No
Brooklyn Center	1991	Total	No	Yes	Yes	—	—
Brooklyn Park	1990*	Total	No	Yes	—	—	—
Burnsville	1994	Partial	No	No	No	No	No
Cannon Falls	1990	Partial	No	No	—	—	—
Champlin	1989	Partial	No	No	—	—	—
Chanhassen	1991	Total	No	Yes	—	—	—
Chaska	1995	Partial	No	Yes	Yes	No	Yes
Chatfield	1991	Total	No	Yes	No	No	No
Cokato	1990	Total	No	No	No	No	No
Coon Rapids	1990	Total	No	Yes	No	No	No
Cottage Grove	1983	Partial	No	No	No	No	Yes
Crookston	1995	Total	No	Yes	Yes	No	No
Deer River	1989	Partial	Yes	No	—	—	—
Delano	1994*	Total	No	Yes	Yes	No	No
Duluth	1996*	Total	Yes	Yes	Yes	No	Yes
Eagan	1992	Partial	No	Yes	No	No	No
Eden Prairie	1994	Total	No	Yes	Yes	No	No
Edina	1990	Total	No	No	No	No	No
Excelsior	1972	—	No	Yes	—	—	—

State Community	Last Amend- ment	Vending Mach- ines	Sam- pling	Licen- sing	Self- Serve Disp	Single Sales	Use/ Posses/ Purchase
Minnesota (Cont.)							
Eyota	—	None	No	Yes	No	No	No
Falcon Heights	1994	Total	No	Yes	Yes	No	No
Farmington	1995	Partial	No	Yes	No	No	No
Fergus Falls	1995	Total	No	Yes	Yes	No	No
Glencoe	1995	None	No	Yes	No	No	No
Golden Valley	1996*	Total	No	Yes	Yes	No	No
Grand Rapids	1990	Partial	No	No	No	No	No
Ham Lake	1991	Partial	No	No	No	No	No
Hutchinson	1990	Total	No	No	—	—	—
Jackson	1990	Partial	No	No	—	—	—
Kasson	1983	—	No	Yes	—	—	—
Kenyon	1990	Total	No	No	—	—	—
Lake City	1981	None	No	Yes	No	No	No
Lindstrom	1997	Total	No	Yes	Yes	No	Yes
Litchfield	1995	Total	No	Yes	Yes	No	No
Luverne	1990*	Partial	No	No	No	No	Yes
Maple Plain	1941	None	No	Yes	No	No	No
Milaca	1990	Total	No	No	—	—	—
Minneapolis	1995*	Partial	Yes	Yes	No	Yes	No
Minnnetonka	1990	Total	No	Yes	—	—	—
Montevideo	1995	Total	No	Yes	Yes	No	Yes
Monticello	1994	Partial	No	Yes	Yes	No	No
Moorhead	1996	Partial	No	Yes	Yes	No	No
Mora	1990	Total	No	No	—	—	—
Morris	1996	None	No	No	Yes	No	Yes
Mound	1941	Partial	No	Yes	No	No	No
Mounds View	1995	Partial	No	Yes	No	No	No
New Brighton	1989	Partial	No	No	—	—	—
New Hope	1990	Partial	No	No	No	No	No
New Ulm	1996	Partial	No	Yes	No	Yes	Yes
North Branch	1997	Partial	Yes	Yes	Yes	No	Yes
North Oaks	1990	Total	No	No	No	No	No
Northfield	1990	Total	No	No	—	—	—
Orono	1993	Partial	No	No	No	No	Yes
Owatonna	1990	Total	No	Yes	—	—	—
Park Rapids	1994	None	No	Yes	No	No	No
Preston	1988	Total	No	No	No	No	No
Red Wing	1990	Partial	No	No	—	—	—
Redwood Falls	1990	Partial	Yes	No	—	—	—
Richfield	1990	Total	No	No	—	—	—
Rochester	1991	Partial	No	Yes	No	No	No
Rosemont	1971	None	No	Yes	No	No	No
Roseville	1991	Total	No	Yes	Yes	—	—

Section II: State Laws and Local Ordinances

State Community	Last Amend- ment	Vending Mach- ines	Sam- pling	Licen- sing	Self- Serve Disp	Single Sales	Use/ Posses/ Purchase
Minnesota (Cont.)							
Saint Peter	1994	Total	No	Yes	No	No	Yes
Sartell	1990	Total	No	Yes	—	—	—
Savage	1995	Partial	No	Yes	Yes	No	No
Shakopee	1995	Partial	No	Yes	Yes	No	No
Shoreview	1994	Partial	No	Yes	Yes	No	No
St Charles	1941	None	No	Yes	No	No	No
St Francis	1990	Partial	No	Yes	No	No	Yes
St. Cloud	1990	Total	No	Yes	—	—	—
St. Joseph	1996	Partial	No	Yes	No	No	No
St. Louis Park	1996*	Total	No	Yes	Yes	No	Yes
St. Paul	1990	Partial	Yes	No	No	No	Yes
Stewartville	1996	Total	No	Yes	Yes	No	No
Stillwater	1992	None	No	Yes	No	No	Yes
Thief River Falls	1997*	Partial	No	Yes	No	No	Yes
Tracy	1957	None	No	Yes	No	No	No
Waconia	1989	Total	No	No	—	—	—
Waseca	1995	Total	No	Yes	Yes	No	Yes
Washington Co.	1998	Partial	No	Yes	Yes	Yes	Yes
West St. Paul	1990	Partial	No	No	—	—	—
White Bear Lake	1989	Total	—	No	—	—	—
Willmar	1990	Partial	No	Yes	No	No	No
Woodbury	1998	Partial	No	Yes	Yes	Yes	Yes
Worthington	1990	Partial	—	—	—	—	—
Mississippi	1997*	Partial	No	No	No	Yes	No
Missouri	1992	None	No	No	No	No	No
Brentwood	1998	None	No	No	No	No	Yes
Columbia	1990	Partial	No	No	No	No	No
Springfield	1998	None	Yes	No	Yes	Yes	Yes
St. Charles	1981	None	No	No	No	No	Yes
St. Charles Co.	1997	Partial	Yes	Yes	No	No	No
St. Louis Co.	1996	Partial	Yes	Yes	No	Yes	Yes
Montana	1995	Partial	No	Yes	No	Yes	No
Nebraska	1993*	Partial	Yes	Yes	No	No	Yes
Gothenburg	1997	None	No	No	No	No	Yes
Lincoln	1990	—	—	—	—	—	Yes
Omaha	1993	—	Yes	Yes	No	Yes	No
Nevada	1995	Partial	No	No	No	Yes	No
New Hampshire	1997	Partial	Yes	Yes	No	No	Yes
Keene	1993	Partial	No	No	—	—	—

State Community	Last Amend- ment	Vending Mach- ines	Sam- pling	Licen- sing	Self- Serve Disp	Single Sales	Use/ Posses/ Purchase
New Jersey	1995	None	No	Yes	No	No	No
Alexandria Township	1995	Total	No	No	Yes	No	No
Avon By the Sea	1995	Total	No	No	No	No	No
Barnegat Township	1996	Partial	No	No	No	No	Yes
Belleville Township	1996	Partial	No	Yes	Yes	No	No
Berkeley Township	1996	Total	No	Yes	Yes	No	No
Bernards Township	1996	Total	No	No	Yes	No	No
Bogota Borough	1996	Total	No	No	Yes	No	No
Bordentown Township	1994	Total	No	No	No	No	No
Carlstadt	1995	Total	No	No	No	No	No
Cedar Grove	1995	Partial	No	No	No	No	No
Cherry Hill	1993	Total	No	No	No	No	No
Clark	1994	Partial	—	—	—	—	—
Clifton	1994	Partial	No	No	No	No	No
Clinton Township	1995	Total	No	No	Yes	No	No
Collingswood Borough	1996	Total	No	Yes	No	No	No
Delaware Township	1996	Total	No	No	No	No	No
Deptford	1997	Partial	No	No	Yes	No	No
Dover Township	1994	Partial	No	No	No	No	No
Downe Township	1996	Total	No	Yes	Yes	No	No
East Brunswick	1990	Total	No	No	No	No	No
East Greenwich	1996	Total	No	No	Yes	No	No
East Hanover Township	1995	Partial	No	No	No	No	No
East Rutherford	1997	None	No	No	No	No	Yes
East Windsor Township	1994	Total	No	No	No	No	No
Eatontown Borough	1997	Partial	No	No	No	No	No
Edison	1994	Partial	No	No	Yes	No	No
Emerson Township	1995	Total	No	No	No	No	No
Evesham Township	1997*	Total	No	No	Yes	No	Yes
Ewing Township	1996	Total	No	No	No	No	No
Fairfield Township	1996	Total	No	Yes	Yes	No	No
Fairlawn	1994	Total	No	No	No	No	No
Flemington	1995	Total	No	No	No	No	Yes
Fort Lee	1994	Partial	No	No	No	No	No
Franklin Township	1995	Total	No	Yes	Yes	No	No
Freehold Township	1995	Total	No	No	No	No	No
Galloway Township	1996	Partial	No	No	Yes	No	No
Glassboro	1995	Total	No	No	No	No	No

Section II: State Laws and Local Ordinances

State Community	Last Amend- ment	Vending Mach- ines	Sam- pling	Licen- sing	Self- Serve Disp	Single Sales	Use/ Posses/ Purchase
New Jersey (Cont.)							
Gloucester City	1998	None	No	No	No	No	Yes
Greenwich Township	1996	Total	No	No	No	No	No
Hackensack	1995	Total	No	Yes	Yes	No	No
Hackettstown	1997	Partial	No	No	No	No	No
Haddon Township	1998	Partial	No	Yes	No	No	Yes
Haddonfield	1995	Total	No	No	No	No	No
Haledon	1994	Partial	No	No	No	No	No
Hamilton Township	1996	None	No	No	No	No	Yes
Hardyston	1994	Total	No	No	No	No	No
Hardyston Township	1994	Total	No	No	No	—	No
Hasbrouck Heights	1996	None	No	No	No	No	Yes
Hazlet Township	1996	Total	No	Yes	Yes	No	No
Highland Park	1995	Total	No	No	Yes	No	No
Hightstown	1994	Total	No	No	No	No	No
Hillsborough Township	1995	Total	No	No	Yes	No	No
Hillsdale	1994	Total	No	No	Yes	No	No
Hoboken	1998	Partial	No	No	No	No	No
Hopewell Township	1998	Partial	No	No	Yes	No	No
Howell Township	1996	Total	No	No	Yes	No	No
Jefferson Township	1996	Partial	No	No	Yes	No	Yes
Keyport	1995	Partial	No	No	Yes	No	No
Kingwood Township	1996	Total	No	No	No	No	No
Lambertville	1995	Total	No	No	Yes	No	No
Lawrence	1994	Total	—	—	—	—	—
Lawrence Township	1997*	Total	Yes	No	Yes	No	Yes
Leonia Borough	1996	Total	No	No	Yes	No	No
Little Egg Harbor	1996	Partial	No	No	Yes	No	No
Livingston Township	1996	Total	No	Yes	Yes	No	No
Long Hill Township	1995	Total	No	No	No	No	No
Madison Borough	1996	Total	No	No	Yes	No	No
Mahwah	1994	Total	No	No	No	No	No
Manalapan Township	1996	Total	No	Yes	No	No	No
Mannington Township	1997	Total	No	No	No	No	No
Mansfield Township	1997	Total	No	No	No	No	No
Manville	1996	Total	No	No	Yes	No	No
Maplewood	1994	Partial	No	No	No	No	No
Marlboro	1996	Total	No	No	Yes	No	No

State Community	Last Amend- ment	Vending Mach- ines	Sam- pling	Licen- sing	Self- Serve Disp	Single Sales	Use/ Posses/ Purchase
New Jersey (Cont.)							
Maurice River	1996	Total	No	Yes	Yes	No	No
Medford	1998	Total	No	No	No	No	Yes
Metuchen	1994	Partial	No	No	No	No	No
Middletown	1995	Total	No	No	No	No	No
Milltown Borough	1994	—	No	No	Yes	No	No
Monroe Township	1994	Total	No	No	Yes	No	No
Montclair Township	1997	Total	No	No	Yes	No	No
Montgomery	1995	Total	No	No	No	No	No
Montgomery Township	1993	Total	No	No	No	No	No
Montvale	1995	Total	No	Yes	Yes	No	No
Morristown	1997	Total	No	No	No	No	No
Mount Olive Township	1995	Total	No	No	Yes	No	No
Mountain Lakes	1995	Total	No	No	No	No	No
Mullica Towhship	1998	None	No	No	No	No	Yes
Neptune Township	1996	Total	No	No	No	No	No
New Brunswick	1996	Total	No	No	No	No	No
New Milford	1994	Total	No	No	Yes	Yes	No
North Arlington	1995	Total	No	No	No	No	No
North Brunswick	1994	Partial	No	No	No	No	No
North Plainfield	1996	Partial	No	Yes	Yes	No	No
Nutley	1997	Partial	No	No	No	No	No
Oakland	1998	Partial	No	—	No	No	—
Ocean Township	1994	Partial	No	No	No	No	No
Oceanport Borough	1996	Partial	No	No	No	No	No
Old Bridge	1998	None	No	No	No	No	Yes
Palisades Park	1995	Total	No	No	Yes	No	No
Paramus	1994	Total	No	No	No	No	No
Park Ridge	1994	Total	No	No	Yes	No	No
Paterson	1995	Partial	No	No	No	No	No
Pennington	1998*	Total	No	No	Yes	No	No
Pequannock	1995	Total	No	No	Yes	No	No
Perth Amboy	1994	Partial	No	No	No	Yes	No
Pine Beach	1994	Total	No	No	Yes	No	No
Pitman	1994	Total	No	No	No	No	No
Pitman Borough	1994	Total	No	No	No	No	No
Plainsboro	1994	Total	No	No	No	No	No
Plumsted Township	1997	Total	No	Yes	Yes	No	No
Pompton Lakes	1998	None	No	No	No	No	Yes
Princeton Borough	1993	Total	—	—	Yes	—	—
Princeton Township	1993	Total	—	—	Yes	—	—

Section II: State Laws and Local Ordinances

State Community	Last Amend- ment	Vending Mach- ines	Sam- pling	Licen- sing	Self- Serve Disp	Single Sales	Use/ Posses/ Purchase
New Jersey (Cont.)							
Rahway	1995	Partial	No	No	No	No	No
Randolph	1995	Total	No	No	No	No	No
Raritan Township	1995	Total	No	No	No	No	No
Readington Township	1995	Total	No	Yes	Yes	No	No
Red Bank Borough	1996	Partial	No	No	No	No	No
Ridgewood	1997*	Partial	No	No	No	No	Yes
Riverton	1998	None	No	No	No	No	Yes
Runnemede Borough	1996	Partial	No	No	No	No	No
Saddle Brook	1994	Total	No	No	No	No	No
Saddle River	1995	Total	No	No	No	No	No
Scotch Plains	1994	Total	No	No	No	No	No
Secaucus	1994	Partial	No	No	No	No	No
South Brunswick	1995*	Total	—	—	Yes	—	—
South Plainfield	1997	None	No	No	Yes	No	No
Spring Lake	1996	Total	No	No	No	No	No
Spring Lake Heights	1996	Total	No	No	No	No	No
Stafford Township	1996	Partial	No	No	Yes	No	No
Summit	1994	Total	—	—	—	—	—
Teaneck	1994	Total	No	No	No	No	No
Tenafly Borough	1995	Total	No	Yes	No	No	No
Tinton Falls Borough	1996	Total	No	No	No	No	No
Union Township	1993	Partial	No	No	No	No	No
Upper Pittsgrove	1996	Total	No	No	No	No	No
Upper Saddle River	1995	Total	No	No	Yes	No	No
Vineland	1997	Partial	No	Yes	Yes	No	No
Waldwick	1995	Partial	No	No	No	No	No
Wanaque Borough	1995	Partial	No	No	No	No	No
Washington Township	1996	Total	No	No	Yes	No	Yes
Watchung Borough	1996	Partial	No	No	No	No	No
West Caldwell	1994	Total	No	No	No	No	No
West Long Branch	1997	Partial	No	No	No	No	No
West Orange	1995	Partial	No	No	No	No	No
West Windsor Township	1998	Partial	No	No	Yes	No	No
Westfield	1995	Total	No	No	No	No	No
Westwood	1995	Total	No	No	No	No	No
Woodbridge Township	1996	Partial	No	No	No	No	No

State Community	Last Amend- ment	Vending Mach- ines	Sam- pling	Licen- sing	Self- Serve Disp	Single Sales	Use/ Posses/ Purchase
New Jersey (Cont.)							
Woodbury	1996	Total	No	No	No	No	No
Woodbury Heights	1996	Total	No	No	Yes	No	No
Woodstown Borough	1996	Total	No	No	No	No	No
New Mexico							
Albuquerque	1993	Partial	No	No	No	Yes	Yes
	1991	Partial	Yes	No	No	Yes	—
New York							
	1994*	Partial	Yes	Yes	No	Yes	No
Albany	1997	—	Yes	—	—	—	—
Albany Co.	1992	Partial	No	No	No	No	No
Buffalo	1991	Partial	—	—	—	—	—
Chautauqua Co.	1996	Partial	No	No	Yes	No	No
Dutchess Co.	1997	None	No	Yes	No	No	No
Erie Co.	1991	None	Yes	No	—	—	—
Great Neck Plaza	1991	Total	Yes	No	—	—	—
Livingston Co.	1997	Partial	No	No	Yes	No	No
Nassau Co.	1998*	Partial	No	No	No	No	No
New York City	1992*	Partial	No	Yes	No	Yes	No
Suffolk Co.	1995*	Partial	No	No	No	No	No
North Carolina	1997	Partial	No	No	No	Yes	Yes
Raleigh	1995	Partial	No	No	No	No	No
North Dakota	1991	None	No	No	No	No	Yes
Bismarck	1996*	Partial	No	No	Yes	No	Yes
Devils Lake	1997*	Partial	No	No	Yes	No	Yes
Fargo	1992	Partial	No	No	—	—	—
Grand Forks	1995	Partial	No	Yes	No	No	Yes
Jamestown	1993*	Partial	No	Yes	—	—	—
Langdon	1996	Partial	No	No	Yes	No	Yes
Mandan	1994*	Partial	No	No	No	No	Yes
Minot	1996*	Partial	No	Yes	No	No	No
Valley City	1994*	Partial	No	Yes	No	No	Yes
Wahpeton	1996	Partial	No	Yes	Yes	No	Yes
West Fargo	1996	Partial	No	Yes	No	No	No
Williston	1995	Partial	No	Yes	No	No	Yes
Ohio							
	1991	Partial	No	No	No	No	No
Akron	1995	Partial	No	No	No	No	No
Anna	1996	None	No	No	No	No	Yes
Blue Ash	1995	Partial	No	No	No	No	Yes
Cincinnati	1988	—	Yes	No	No	No	No
Cuyahoga Falls	1998	Partial	No	No	No	No	Yes
Eastlake	1996	Partial	No	No	No	No	Yes
Geneva	1997	Partial	Yes	Yes	No	No	Yes
Girard	1997	Partial	No	No	No	No	Yes

Section II: State Laws and Local Ordinances

State Community	Last Amend- ment	Vending Mach- ines	Sam- pling	Licen- sing	Self- Serve Disp	Single Sales	Use/ Posses/ Purchase
Ohio (Cont.)							
Lakewood	1998	Partial	Yes	Yes	Yes	Yes	No
Medina	1996	Partial	No	No	No	No	Yes
Parma	1996	None	No	No	No	No	Yes
Strongsville	1997	Partial	No	No	No	No	No
Oregon							
Benton Co.	1991	Partial	No	No	No	Yes	Yes
Corvallis	1997	None	No	Yes	Yes	No	No
Silverton	1997	None	No	No	Yes	No	No
Pennsylvania							
Allentown	1993	None	No	No	No	No	No
Bethlehem	1990	Partial	No	No	—	—	—
Easttown	1990	Partial	No	No	—	—	—
Haverford	1991	Partial	No	No	—	—	—
Philadelphia	1991	Total	No	No	—	—	—
Philadelphia	1995	None	No	No	Yes	Yes	No
Pittsburgh	1990	Partial	No	No	—	—	—
Radnor	1991	Total	No	No	—	—	—
Tredyffrin	1991	Total	—	—	—	—	—
Uwchlan Township	1991	Partial	No	No	—	—	—
Warrington Township	1991	Total	No	No	—	—	—
West Goshen Township	1991	Partial	No	No	—	—	—
Westchester	1991	Partial	No	No	No	No	No
Rhode Island							
East Providence	1996*	Partial	No	Yes	No	Yes	Yes
West Warwick	1994	Partial	No	No	No	No	No
West Warwick	1997	None	No	No	No	No	Yes
South Carolina							
	1996	None	No	No	No	No	No
South Dakota							
	1998*	Partial	No	No	No	Yes	Yes
Tennessee							
	1998*	Partial	No	No	No	Yes	Yes
Texas							
Arlington	1997	Partial	No	Yes	No	Yes	Yes
Arlington	1994	Partial	No	No	No	No	No
Austin	1996	Partial	Yes	No	Yes	No	No
Carrollton	1994	Total	No	No	No	No	No
Dallas	1993*	Partial	Yes	No	No	No	No
Eules	1994	Partial	No	No	No	No	No
Fort Worth	1997	Partial	No	No	Yes	Yes	Yes
Houston	1991	Partial	No	No	—	—	—
Lubbock	1995	None	No	No	No	No	Yes
Rockwall	1995	None	No	No	No	No	Yes

State Community	Last Amend- ment	Vending Mach- ines	Sam- pling	Licen- sing	Self- Serve Disp	Single Sales	Use/ Posses/ Purchase
Texas (Cont.)							
San Antonio	1992	Partial	Yes	No	No	No	No
Temple	1995	Partial	No	No	No	No	No
Victoria	1995	None	No	No	No	No	Yes
Wichita Falls	1994	None	No	No	Yes	No	No
Utah							
	1994*	Partial	Yes	No	No	No	Yes
Centerville	1998	None	No	No	Yes	No	No
Enoch	1996	Total	No	No	Yes	No	No
Midvale City	1996	Partial	No	No	Yes	No	No
North Salt Lake	1998	Partial	No	No	Yes	No	No
Pleasant Grove	1995	Total	No	No	Yes	No	No
Riverton	1996	Total	No	No	Yes	No	No
West Haven	1997	None	No	No	Yes	No	No
Vermont	1997	Partial	No	Yes	No	No	Yes
Virginia	1998*	Partial	No	No	No	Yes	Yes
Washington							
	1993	Partial	No	Yes	No	Yes	Yes
Everett	1990	Partial	No	Yes	—	—	—
King Co.	1992*	Partial	Yes	Yes	No	Yes	Yes
Lynnwood	1989	Partial	—	—	—	—	—
Mountlake Terrace	1991	Partial	No	Yes	—	—	—
Seattle	1991	Partial	Yes	Yes	—	—	—
Snohomish Co.	1991	Partial	No	Yes	—	—	—
Vancouver	1989	Partial	Yes	No	—	—	—
West Virginia							
	1998*	None	No	No	No	No	Yes
Boone Co.	1997	Partial	No	No	No	No	No
Wisconsin							
	1998*	Partial	No	Yes	No	Yes	Yes
Bloomer	1992	Partial	No	No	No	No	Yes
Chippewa Falls	1994	None	No	No	No	No	Yes
Columbus	1995	None	No	No	No	No	Yes
Cornell	1992	Partial	No	No	No	No	Yes
Dane Co.	1996	Partial	Yes	Yes	No	Yes	No
De Pere	1994	None	Yes	Yes	No	Yes	No
DeForest Village	1994	Partial	No	Yes	No	Yes	No
Fond du Lac	1993	—	No	No	Yes	Yes	No
Green Bay	1993	—	Yes	No	No	Yes	No
Howard Mount Horeb	1989	None	No	Yes	No	No	Yes
Village	1993	None	No	No	No	No	Yes
Neillsville	1992	None	No	No	No	No	Yes
New Holstein	1995	None	No	No	No	No	Yes

Section II: State Laws and Local Ordinances

State Community	Last Amend- ment	Vending Mach- ines	Sam- pling	Licen- sing	Self- Serve Disp	Single Sales	Use/ Posses/ Purchase
Wisconsin (Cont.)							
Racine	1995	Partial	Yes	Yes	No	Yes	Yes
Sawyer Co.	1994	None	No	No	No	No	Yes
Sturtevant	1993	None	No	No	No	No	Yes
Waterford	1993	None	No	No	No	No	Yes
Wyoming							
Gillette	1991	Partial	No	No	No	No	Yes
Rock Springs	1990	Partial	No	No	No	No	Yes
	1963	None	No	No	No	No	Yes

CLEAN INDOOR AIR PROVISIONS STATE LAWS AND LOCAL ORDINANCES: ENCLOSED PUBLIC PLACE PROVISIONS

CHART 3 This chart summarizes the provisions of ordinances that address smoking in enclosed public places. There are 759 local clean indoor air ordinances with provisions covering enclosed public places.

In General: A “Yes” in this column indicates that the ordinance stipulates that all enclosed places open to the general public must prohibit smoking unless otherwise exempted by the ordinance. A “Sections” in this column indicates that the ordinance stipulates that all enclosed places open to the general public must provide nonsmoking sections unless otherwise exempted by the ordinance.

Food Markets: A “Yes” in this column indicates that the ordinance stipulates that smoking is prohibited in food markets. A “Sections” in this column indicates that the ordinance stipulates that food markets must provide nonsmoking sections.

Retail Stores: A “Yes” in this column indicates that the ordinance stipulates that smoking is prohibited in retail stores. A “Sections” in this column indicates that the ordinance stipulates that retail stores must provide nonsmoking sections.

Bingo Parlors: A “Yes” in this column indicates that the ordinance stipulates that smoking is prohibited in bingo parlors. A “Sections” in this column indicates that the ordinance stipulates that bingo parlors must provide nonsmoking sections.

Bowling Centers: A “Yes” in this column indicates that the ordinance stipulates that smoking is prohibited in bowling centers. A “Sections” in this column indicates that the ordinance stipulates that bowling centers must provide nonsmoking sections.

Public Transit: A “Yes” in this column indicates that the ordinance stipulates that smoking is prohibited on public transportation (*e.g.*, buses, taxis, etc.). A “Sections” in this column indicates that the ordinance stipulates that public transportation vehicles must provide nonsmoking sections.

Multi-Unit Dwellings: A “Yes” in this column indicates that the ordinance stipulates that smoking is prohibited in common areas (*e.g.*, hallways, lobby areas, laundry rooms, elevators) of multi-unit dwellings (*e.g.*, apartments, retirement facilities, trailer parks). A “C/A” in this column indicates that the ordinance stipulates that common areas must provide nonsmoking sections.

Note: An entry of “—” in a field indicates that information is not available for that provision. This is generally the result of adding new fields of analysis to reflect a significant development in ordinance provisions; database records for ordinances analyzed prior to the new field of analysis do not contain information for that provision.

Chart 3

State Laws and Local Ordinances: Enclosed Public Place Provisions

State Community	In General	Food Markets	Retail Stores	Bingo Parlors	Bowling Centers	Public Transit	Multi- Units
Alabama	No	No	No	No	No	No	—
Alexander City	Sections	Sections	Sections	Sections	Sections	Sections	—
Anniston	No	Sections	Sections	Sections	Sections	Sections	—
Auburn	Yes	Yes	Yes	—	—	Yes	—
Birmingham	Sections	Sections	Sections	Sections	Sections	Yes	—
Cullman	No	No	No	No	Yes	No	—
Daphne	Sections	Yes	Sections	Sections	Sections	Sections	—
Decatur	Sections	Sections	Sections	Sections	Sections	Yes	—
Dothan	Yes	Yes	Yes	—	—	Yes	—
Eufaula	No	Yes	Yes	—	—	Yes	—
Homewood	Yes	Yes	Yes	Yes	Yes	Yes	—
Huntsville	No	Sections	Sections	Sections	Sections	Sections	—
Jackson	Yes	Yes	Yes	—	—	Yes	—
Madison	Sections	Sections	Sections	Sections	Sections	Sections	—
Mobile	Sections	Sections	Sections	Sections	Sections	Sections	—
Montgomery	No	Yes	Yes	—	—	Yes	—
Prattville	Yes	Yes	Yes	—	—	Yes	—
Tuscaloosa	No	No	No	No	No	Yes	—
Wetumpka	Sections	Sections	Sections	Sections	Sections	Sections	—
Alaska	No	Sections	No	No	No	Sections	—
Bethel	Yes	Yes	Yes	Yes	Yes	Yes	Yes
Arizona	No	No	No	No	No	Sections	—
Chandler	Yes	Yes	Yes	—	—	Yes	—
Flagstaff	Yes	Yes	Yes	Yes	Sections	Yes	—
Gilbert	Yes	Yes	Yes	—	—	Yes	—
Glendale	Yes	Yes	Yes	—	—	Yes	—
Kingman	No	Yes	No	—	—	No	—
Maricopa Co.	Yes	Yes	Yes	—	—	Yes	—
Mesa	Yes	Yes	Yes	Yes	Yes	Yes	—
Paradise Valley	Yes	Yes	Yes	—	—	Yes	—
Peoria	Yes	Yes	Yes	—	—	Yes	—
Phoenix	Yes	Yes	Yes	—	—	Yes	—
Pima Co.	Yes	Yes	Yes	—	—	Yes	—
Prescott	Yes	Yes	Yes	—	—	Yes	—
Scottsdale	Yes	Yes	Yes	—	—	Yes	—
Tempe	Sections	Sections	Sections	Sections	No	Sections	—
Tucson	Yes	Yes	Yes	—	—	Yes	—
Yuma	No	Yes	Yes	—	—	Yes	—
Arkansas	No	No	No	No	No	No	—
Little Rock	No	Yes	No	No	No	No	—

State Community	In General	Food Markets	Retail Stores	Bingo Parlors	Bowling Centers	Public Transit	Multi- Units
Arkansas (Cont.)							
McGehee	Yes	Yes	Yes	—	—	Yes	—
North Little Rock	No	Yes	No	No	No	No	—
California							
Agoura Hills	Yes	Yes	Yes	Yes	Yes	Yes	—
Alameda	Yes	Yes	Yes	Sections	Sections	Yes	—
Alameda Co.	Yes	Yes	Yes	—	—	Yes	—
Albany	Yes	Yes	Yes	—	—	Yes	—
Alhambra	Yes	Yes	Yes	—	—	Yes	—
Alpine Co.	Yes	Yes	Yes	—	—	No	—
Anaheim	No	Yes	Yes	—	—	No	—
Anderson	Yes	Yes	Yes	Yes	Yes	Yes	—
Antioch	Yes	Yes	Yes	Sections	Sections	Yes	—
Apple Valley	No	Yes	Yes	—	—	Yes	—
Arcata	Yes	Yes	Yes	Yes	Yes	Yes	—
Atascadero	No	No	No	—	—	Yes	—
Auburn	Yes	Yes	Yes	—	—	Yes	—
Belmont	Yes	Yes	Yes	Yes	Yes	Yes	—
Belvedere	Yes	Yes	Yes	Yes	Yes	Yes	—
Benicia	Yes	Yes	Yes	—	—	Yes	—
Berkeley	Yes	Yes	Yes	Sections	Yes	Yes	—
Beverly Hills	No	Yes	Yes	—	—	No	—
Big Bear Lake	No	Yes	No	—	—	No	—
Blue Lake	Yes	Yes	Yes	—	—	Yes	—
Brentwood	Yes	Yes	Yes	—	—	Yes	—
Buellton	No	No	No	No	No	Yes	Yes
Burlingame	Yes	Yes	Yes	—	—	Yes	—
Butte Co.	Yes	Yes	Yes	—	—	Yes	—
Calabasas	Yes	Yes	Yes	Sections	Yes	Yes	—
Calistoga	Yes	Yes	Yes	Yes	Yes	Yes	—
Camarillo	Yes	Yes	Yes	Yes	Yes	Yes	—
Campbell	Yes	Yes	Yes	—	—	Yes	—
Capitola	Yes	Yes	Yes	Yes	Yes	Yes	—
Carlsbad	No	Yes	Yes	—	—	Yes	—
Carpinteria	No	No	No	No	No	Yes	—
Cathedral City	No	No	No	—	—	Yes	—
Ceres	Yes	Yes	Yes	Sections	Yes	Yes	—
Chico	Yes	Yes	Yes	Yes	Yes	Yes	Yes
Chino Hills	Yes	Yes	Yes	Yes	Yes	Yes	—
Chula Vista	No	Yes	Yes	—	—	Yes	—
Clayton	Yes	Yes	Yes	No	No	Yes	—
Cloverdale	Yes	Yes	Yes	—	—	Yes	—
Coachella	Yes	Yes	Yes	—	—	Yes	—

Section II: State Laws and Local Ordinances

State Community	In General	Food Markets	Retail Stores	Bingo Parlors	Bowling Centers	Public Transit	Multi-Units
California (Cont.)							
Colfax	Yes	Yes	Yes	—	—	Yes	—
Concord	Yes	Yes	Yes	—	—	Yes	—
Contra Costa Co.	Yes	Yes	Yes	Sections	Sections	Yes	Yes
Coronado	No	Yes	Yes	—	—	Yes	—
Corte Madera	No	Yes	Yes	No	No	No	—
Cotati	Yes	Yes	Yes	Yes	Yes	Yes	—
Culver City	Yes	Yes	Yes	—	—	Yes	—
Cupertino	Yes	Yes	Yes	Yes	Yes	Yes	—
Cypress	Yes	Yes	Yes	—	—	Yes	—
Dana Point	No	Yes	Yes	No	No	No	—
Danville	Yes	Yes	Yes	Yes	Yes	Yes	—
Davis	Yes	Yes	Yes	Yes	Yes	Yes	—
Del Mar	Yes	Yes	Yes	—	—	Yes	—
Desert Hot Springs	No	No	Yes	—	—	No	—
Dixon	Yes	Yes	Yes	—	—	Yes	—
Downey	Yes	Yes	Yes	—	—	Yes	—
Dublin	Yes	Yes	Yes	Yes	Yes	Yes	—
East Palo Alto	Yes	Yes	Yes	—	—	Yes	—
El Cajon	Yes	Yes	Yes	No	Sections	Yes	—
El Centro	Yes	Yes	Yes	—	—	Yes	—
El Cerrito	Yes	Yes	Yes	Sections	Yes	Yes	—
El Dorado Co.	Yes	Yes	Yes	—	—	Yes	—
El Segundo	Yes	Yes	Yes	—	—	Yes	—
Emeryville	Yes	Yes	Yes	—	—	Yes	—
Encinitas	No	Yes	Yes	No	No	Yes	—
Escondido	No	Yes	Yes	—	—	Yes	—
Eureka	Yes	Yes	Yes	—	—	Yes	—
Fairfax	Yes	Yes	Yes	Sections	Yes	Yes	—
Fairfield	Yes	Yes	Yes	—	—	Yes	—
Folsom	Yes	Yes	Yes	Yes	Yes	Yes	—
Fontana	Yes	Yes	Yes	—	—	Yes	—
Fort Bragg	Yes	Yes	Yes	Yes	Yes	Yes	—
Fortuna	No	Yes	Yes	—	—	Yes	—
Foster City	Yes	Yes	Yes	Yes	Yes	Yes	—
Fremont	Yes	Yes	Yes	Yes	Yes	Yes	—
Fresno	Yes	Yes	Yes	Sections	Sections	Yes	—
Gardena	No	Yes	No	—	—	Yes	—
Grand Terrace	No	No	Yes	—	—	No	—
Grass Valley	Yes	Yes	Yes	—	—	No	—
Gridley	Yes	Yes	Yes	—	—	Yes	—
Hanford	Yes	Yes	Yes	Yes	Yes	Yes	—
Hayward	Yes	Yes	Yes	Sections	Yes	Yes	—
Healdsburg	Yes	Yes	Yes	Yes	Yes	Yes	—
Hemet	No	Yes	Yes	—	—	Yes	—

State Community	In General	Food Markets	Retail Stores	Bingo Parlors	Bowling Centers	Public Transit	Multi- Units
California (Cont.)							
Hercules	Yes	Yes	Yes	—	—	Yes	—
Hesperia	No	Yes	Yes	—	—	Yes	—
Hollister	Yes	Yes	Yes	Yes	Yes	Yes	—
Hughson	Yes	Yes	Yes	Yes	Yes	Yes	—
Imperial Beach	No	Yes	Yes	—	—	Yes	—
Imperial Co.	Yes	Yes	Yes	Yes	Yes	Yes	—
Indian Wells	Yes	Yes	Yes	—	—	Yes	—
Indio	No	Yes	Yes	—	—	No	—
Irvine	No	No	No	—	—	Yes	—
La Canada							
Flintridge	Yes	Yes	Yes	—	—	Yes	—
La Mesa	No	Yes	Yes	—	—	Yes	—
La Mirada	No	No	No	No	No	Yes	—
La Quinta	Yes	Yes	Yes	—	—	Yes	—
Lafayette	Yes	Yes	Yes	—	—	Yes	—
Laguna Beach	No	No	No	—	—	Yes	—
Laguna Hills	Yes	Yes	Yes	Yes	Yes	Yes	—
Laguna Niguel	No	Yes	Yes	—	—	No	—
Lakewood	No	Yes	Yes	—	—	Yes	—
Lancaster	Yes	Yes	Yes	—	—	Yes	—
Larkspur	Yes	Yes	Yes	Yes	Yes	Yes	—
Lathrop	Yes	Yes	Yes	Yes	Yes	Yes	—
Lemon Grove	Yes	Yes	Yes	Yes	Yes	Yes	—
Lindsay	Yes	Yes	Yes	Sections	Yes	Yes	—
Live Oak	Yes	Yes	Yes	—	—	Yes	—
Livermore	Yes	Yes	Yes	Yes	Yes	Yes	—
Livingston	No	Yes	Yes	—	—	No	—
Lodi	Yes	Yes	Yes	—	—	Yes	—
Loma Linda	Yes	Yes	Yes	—	—	Yes	—
Lompoc	Yes	Yes	Yes	—	—	Yes	—
Long Beach	Yes	Yes	Yes	Yes	Yes	Yes	Yes
Los Alamitos	No	Yes	Yes	—	—	No	—
Los Altos	No	No	Yes	—	—	No	—
Los Angeles	No	Yes	Yes	No	No	Yes	—
Los Gatos	Yes	Yes	Yes	Yes	Yes	Yes	—
Madera	Yes	Yes	Yes	—	No	Yes	—
Manhattan Beach	No	Yes	No	—	—	No	—
Marin Co.	Yes	Yes	Yes	Yes	Yes	Yes	—
Martinez	Yes	Yes	Yes	—	—	Yes	—
Marysville	Yes	Yes	Yes	—	—	Yes	—
Mendocino Co.	Yes	Yes	Yes	Yes	Yes	Yes	—
Menlo Park	Yes	Yes	Yes	—	—	Yes	—
Merced	Yes	Yes	Yes	Sections	Yes	Yes	—
Mill Valley	Yes	Yes	Yes	Yes	Yes	Yes	Yes

Section II: State Laws and Local Ordinances

State Community	In General	Food Markets	Retail Stores	Bingo Parlors	Bowling Centers	Public Transit	Multi-Units
California (Cont.)							
Millbrae	Yes	Yes	Yes	Yes	Yes	Yes	—
Milpitas	No	Yes	Yes	—	—	Yes	—
Mission Viejo	No	Yes	Yes	—	—	No	—
Modesto	Yes	Yes	Yes	Sections	Yes	Yes	—
Monterey	Yes	Yes	Yes	—	—	Yes	—
Monterey Co.	Yes	Yes	Yes	Yes	Yes	Yes	—
Moorpark	Yes	Yes	Yes	Yes	Yes	Yes	—
Moraga	Yes	Yes	Yes	—	—	Yes	—
Moreno Valley	Yes	Yes	Yes	Yes	Yes	Yes	—
Morgan Hill	Yes	Yes	Yes	—	—	Yes	—
Morro Bay	No	Yes	No	—	—	Yes	—
Mountain View	Yes	Yes	Yes	Yes	Yes	Yes	—
Napa	Yes	Yes	Yes	Sections	Yes	Yes	—
Napa Co.	Yes	Yes	Yes	Yes	Yes	Yes	—
National City	No	Yes	Yes	—	—	Yes	—
Nevada City	Yes	Yes	Yes	Sections	Sections	Yes	—
Nevada Co.	Yes	Yes	Yes	Sections	Sections	Yes	—
Newark	Yes	Yes	Yes	No	Yes	Yes	—
Novato	Yes	Yes	Yes	Yes	Yes	Yes	—
Oakdale	No	Yes	Yes	—	—	No	—
Oakland	Yes	Yes	Yes	—	—	Yes	—
Oceanside	No	Yes	Yes	—	—	Yes	—
Ojai	Yes	Yes	Yes	Yes	Yes	Yes	—
Orange Co.	Yes	Yes	Yes	Yes	Yes	No	—
Orinda	Yes	Yes	Yes	—	—	Yes	—
Oroville	Yes	Yes	Yes	—	—	Yes	—
Oxnard	Yes	Yes	Yes	—	—	Yes	—
Pacific Grove	Yes	Yes	Yes	Yes	Yes	Yes	—
Palm Desert	No	Yes	Yes	—	—	Yes	—
Palm Springs	No	No	Yes	—	—	No	—
Palmdale	Yes	Yes	Yes	—	—	Yes	—
Palo Alto	Yes	Yes	Yes	No	No	Yes	—
Paradise	Yes	Yes	Yes	—	—	Yes	—
Pasadena	Yes	Yes	Yes	No	No	No	—
Patterson	Yes	Yes	Yes	Sections	Yes	Yes	—
Petaluma	Yes	Yes	Yes	Yes	Yes	Yes	—
Piedmont	Yes	Yes	Yes	—	—	Yes	—
Pinole	Yes	Yes	Yes	—	—	Yes	—
Pittsburg	Yes	Yes	Yes	Sections	Sections	Yes	—
Placer Co.	Yes	Yes	Yes	Yes	Yes	Yes	—
Placerville	Yes	Yes	Yes	—	—	Yes	—
Pleasant Hill	Yes	Yes	Yes	—	—	Yes	—
Pleasanton	Yes	Yes	Yes	Yes	Yes	Yes	—
Port Hueneme	Yes	Yes	Yes	Sections	Yes	Yes	—

State Community	In General	Food Markets	Retail Stores	Bingo Parlors	Bowling Centers	Public Transit	Multi- Units
California (Cont.)							
Poway	Sections	Yes	Yes	Sections	Sections	Yes	—
Rancho							
Cucamonga	No	Yes	Yes	—	—	No	—
Rancho Mirage	Yes	Yes	Yes	—	—	Yes	—
Redding	Yes	Yes	Yes	Yes	Yes	Yes	—
Redlands	Yes	Yes	Yes	Yes	Yes	Yes	—
Redwood City	Yes	Yes	Yes	—	—	Yes	—
Richmond	Yes	Yes	Yes	Yes	Yes	Yes	—
Riverside	No	No	Yes	—	—	No	—
Riverside Co.	No	No	Yes	—	—	No	—
Rohnert Park	Yes	Yes	Yes	No	No	Yes	—
Roseville	Yes	Yes	Yes	—	—	Yes	—
Ross	Yes	Yes	Yes	Yes	Yes	Yes	—
Sacramento	Yes	Yes	Yes	—	—	Yes	—
Sacramento Co.	Yes	Yes	Yes	—	—	Yes	—
Salinas	Yes	Yes	Yes	Yes	Yes	Yes	—
San Anselmo	Yes	Yes	Yes	Yes	Yes	Yes	—
San Bernardino	Yes	Yes	Yes	Yes	Yes	Yes	—
San Bernardino							
County	Yes	Yes	Yes	—	—	Yes	—
San Bruno	Yes	Yes	Yes	—	—	Yes	—
San Carlos	Yes	Yes	Yes	Yes	No	Yes	—
San Diego	Yes	Yes	Yes	Sections	Sections	Yes	—
San Diego Co.	No	Yes	Yes	—	—	Yes	—
San Francisco	No	Yes	Yes	No	Yes	No	—
San Jose	Yes	Yes	Yes	Sections	Yes	Yes	—
San Juan Bautista	Yes	Yes	Yes	Yes	Yes	Yes	—
San Juan							
Capistrano	No	Yes	Yes	No	No	Yes	—
San Leandro	No	Yes	Yes	—	—	Yes	—
San Luis Obispo	No	Yes	Yes	Yes	Yes	No	—
San Marcos	No	Yes	Yes	—	—	Yes	—
San Mateo	Yes	Yes	Yes	Yes	Yes	Yes	—
San Mateo Co.	Yes	Yes	Yes	Yes	Yes	Yes	—
San Pablo	Yes	Yes	Yes	—	—	Yes	—
San Rafael	Yes	Yes	Yes	Yes	Yes	Yes	—
San Ramon	Yes	Yes	Yes	Yes	Yes	Yes	—
Santa Ana	No	Yes	Yes	No	No	No	—
Santa Barbara	No	Yes	No	—	—	Yes	—
Santa Barbara							
County	No	Yes	Yes	No	Yes	Yes	—
Santa Clara	Yes	Yes	Yes	Sections	Yes	Yes	—
Santa Clara Co.	Yes	Yes	Yes	Yes	Yes	Yes	—
Santa Clarita	Yes	Yes	Yes	Yes	Yes	Yes	—

Section II: State Laws and Local Ordinances

State Community	In General	Food Markets	Retail Stores	Bingo Parlors	Bowling Centers	Public Transit	Multi-Units
California (Cont.)							
Santa Cruz	Yes	Yes	Yes	Yes	Yes	Yes	Yes
Santa Cruz Co.	Yes	Yes	Yes	Yes	Yes	Yes	—
Santa Maria	Yes	Yes	Yes	—	—	Yes	—
Santa Rosa	Yes	Yes	Yes	Yes	Yes	Yes	—
Santee	No	Yes	Yes	—	—	Yes	—
Saratoga	Yes	Yes	Yes	Yes	Yes	No	—
Sausalito	Yes	Yes	Yes	Yes	Yes	Yes	—
Scotts Valley	Yes	Yes	Yes	Sections	Yes	Yes	—
Seaside	Yes	Yes	Yes	—	—	Yes	—
Sebastopol	Yes	Yes	Yes	Yes	Yes	Yes	—
Shafter	Yes	Yes	Yes	Yes	Yes	Yes	—
Shasta Co.	Yes	Yes	Yes	Yes	Yes	Yes	—
Shasta Lake	Yes	Yes	Yes	Yes	Yes	Yes	—
Simi Valley	Yes	Yes	Yes	—	—	Yes	—
Solana Beach	Yes	Yes	Yes	Yes	Yes	Yes	—
Solano Co.	Yes	Yes	Yes	—	—	Yes	—
Solvang	No	Yes	Yes	—	—	Yes	—
Sonoma	Yes	Yes	Yes	—	—	Yes	—
Sonoma Co.	Yes	Yes	Yes	Yes	Yes	Yes	—
South Lake Tahoe	Yes	Yes	Yes	—	—	Yes	—
South Pasadena	No	Yes	No	—	—	No	—
South San Francisco	Yes	Yes	Yes	—	—	Yes	—
Stanislaus Co.	Yes	Yes	Yes	—	—	Yes	—
Stockton	Yes	Yes	Yes	—	—	Yes	—
Sunnyvale	No	Yes	Yes	—	—	Yes	—
Sutter Co.	Yes	Yes	Yes	—	—	Yes	—
Thousand Oaks	Yes	Yes	Yes	Sections	Yes	Yes	—
Tiburon	Yes	Yes	Yes	Yes	Yes	Yes	—
Torrance	Yes	Yes	Yes	—	—	Yes	—
Tracy	Yes	Yes	Yes	Yes	Yes	Yes	—
Truckee	No	Yes	Yes	Sections	Sections	Yes	—
Tuolumne Co.	Yes	Yes	Yes	Yes	Yes	Yes	—
Turlock	No	Yes	Yes	Sections	Yes	Yes	—
Tustin	Sections	Sections	Sections	Sections	Sections	Sections	—
Ukiah	Yes	Yes	Yes	Yes	Yes	Yes	—
Union City	Yes	Yes	Yes	Yes	Yes	Yes	—
Vacaville	Yes	Yes	Yes	—	—	Yes	—
Vallejo	Yes	Yes	Yes	Sections	Yes	Yes	—
Ventura	Yes	Yes	Yes	Yes	Yes	Yes	—
Ventura Co.	Yes	Yes	Yes	Yes	Yes	Yes	Yes
Victorville	No	Yes	Yes	—	—	Yes	—
Visalia	Yes	Yes	Yes	—	—	Yes	—
Vista	No	Yes	Yes	Sections	Sections	Yes	—

State Community	In General	Food Markets	Retail Stores	Bingo Parlors	Bowling Centers	Public Transit	Multi- Units
California (Cont.)							
Walnut	No	No	No	—	—	Yes	—
Walnut Creek	Yes	Yes	Yes	—	—	Yes	—
Waterford	Yes	Yes	Yes	Yes	Yes	Yes	—
Watsonville	Yes	Yes	Yes	Yes	Yes	Yes	—
West Hollywood	Yes	Yes	Yes	Yes	Yes	Yes	—
West Sacramento	Yes	Yes	Yes	—	—	Yes	—
Westlake Village	Yes	Yes	Yes	Yes	Sections	Yes	—
Wheatland	Yes	Yes	Yes	—	—	Yes	—
Whittier	Yes	Yes	Yes	—	—	Yes	—
Woodside	Yes	Yes	Yes	—	—	Yes	—
Yorba Linda	No	No	Yes	—	—	No	—
Yountville	Yes	Yes	Yes	Yes	Yes	Yes	—
Yuba City	Yes	Yes	Yes	—	—	Yes	—
Colorado	No	No	No	No	No	Sections	—
Arapahoe Co.	Yes	Yes	Yes	—	—	Yes	—
Arvada	Yes	Yes	Yes	—	—	Yes	—
Aspen	Yes	Yes	Yes	—	—	Yes	—
Aurora	Yes	Yes	Yes	—	—	Yes	—
Boulder	Yes	Yes	Yes	Yes	Yes	Yes	Yes
Boulder Co.	Sections	Sections	Sections	Sections	Sections	Sections	—
Broomfield	No	Yes	Yes	—	—	No	—
Canon City	No	Yes	Yes	—	—	Yes	—
Carbondale	No	Yes	No	—	—	No	—
Colorado Springs	Sections	Sections	Sections	Sections	Sections	Sections	—
Denver	Yes	Yes	Yes	Sections	Sections	Yes	—
Englewood	Yes	Yes	Yes	—	—	Yes	—
Fort Collins	Sections	Sections	Sections	Sections	Sections	Yes	C/A
Glenwood Springs	Sections	Sections	Sections	Sections	Sections	Sections	—
Golden	Yes	Yes	Yes	—	—	Yes	—
Grand Junction	Yes	Yes	Yes	—	—	Yes	—
Greeley	Yes	Yes	Yes	—	—	Yes	—
Greenwood Village	Yes	Yes	Yes	—	—	Yes	—
Jefferson Co.	Yes	Yes	Yes	—	—	Yes	—
Lakewood	Yes	Yes	Yes	Yes	Sections	Yes	—
Larimer Co.	Sections	Sections	Sections	Sections	Sections	Sections	—
Littleton	Yes	Yes	Yes	—	—	Yes	—
Longmont	Yes	Yes	Yes	—	—	Yes	—
Louisville	Yes	Yes	Yes	—	—	Yes	—
Loveland	Yes	Yes	Yes	—	—	Yes	—
Parker	Yes	Yes	Yes	—	—	Yes	—
Pitkin Co.	Yes	Yes	Yes	Yes	Yes	Yes	—
Pueblo	Sections	Yes	Yes	Sections	Sections	Yes	—
Snowmass Village	Yes	Yes	Yes	—	—	Yes	—

Section II: State Laws and Local Ordinances

State Community	In General	Food Markets	Retail Stores	Bingo Parlors	Bowling Centers	Public Transit	Multi- Units
Colorado (Cont.)							
Telluride	Yes	Yes	Yes	—	—	Yes	—
Thornton	Yes	Yes	Yes	—	—	Yes	—
Trinidad	Yes	Yes	Yes	—	—	Yes	—
Vail	No	Yes	Yes	No	Yes	No	No
Westminster	Sections	Sections	Yes	Sections	Sections	Sections	C/A
Wheat Ridge	Yes	Yes	Yes	—	—	Yes	—
Connecticut	No	Sections	No	No	No	Sections	—
Delaware	No	Yes	No	No	No	Yes	—
Dover	Yes	Yes	Yes	Yes	Yes	Yes	—
Wilmington	Yes	Yes	Yes	Yes	Yes	Yes	—
Washington	No	Yes	Yes	No	—	Yes	—
Florida	No	Sections	Sections	No	Sections	Yes	—
Georgia	No	No	No	No	No	Yes	—
Albany	Yes	Yes	Yes	Yes	Yes	Yes	—
Athens/Clark Co.	Yes	Sections	Sections	Sections	Sections	Yes	—
Chatham Co.	Yes	Yes	Yes	Yes	Sections	Yes	—
Dahlonega	No	Yes	Yes	No	No	No	—
Decatur	Yes	Yes	Yes	Yes	Yes	Yes	—
DeKalb Co.	Yes	Yes	Yes	Yes	No	Yes	—
Fulton Co.	Yes	Yes	Yes	Yes	Yes	Yes	—
Gainesville	Sections	Sections	Sections	Sections	Sections	Sections	—
Gwinnett Co.	Sections	Sections	Sections	Sections	Sections	Sections	—
Hall Co.	Sections	Sections	Sections	Sections	Sections	Yes	—
Savannah	Yes	Yes	Yes	Yes	Sections	Yes	—
Snellville	Yes	Yes	Yes	—	—	Yes	—
Hawaii	No	No	No	No	Yes	No	—
Hawaii Co.	No	Yes	No	—	—	No	—
Honolulu	No	Yes	Yes	Yes	Yes	Yes	—
Maui Co.	Yes	Yes	Yes	No	No	No	Yes
Idaho	Sections	Sections	Sections	No	No	Sections	—
Illinois	Sections	Sections	Sections	No	No	Sections	—
Arlington Heights	Yes	Yes	Yes	—	—	Yes	—
Chicago	Sections	Sections	Sections	Sections	Sections	Yes	—
DeKalb	No	Yes	Yes	—	—	Yes	—
Des Plaines	Yes	Yes	Yes	—	—	Yes	—
Elgin	Yes	Yes	Yes	—	—	Yes	—
Highland Park	Yes	Yes	Yes	—	—	Yes	—
Oak Park	Yes	Yes	Yes	—	—	Yes	—
Rockford	Yes	Yes	Yes	—	—	Yes	—
Schaumburg	No	No	No	No	No	Yes	—

State Community	In General	Food Markets	Retail Stores	Bingo Parlors	Bowling Centers	Public Transit	Multi- Units
Illinois (Cont.)							
Skokie	Yes	Yes	Yes	—	—	Yes	—
Wilmette	Yes	Yes	Yes	—	—	No	—
Indiana							
Bloomington	No	No	No	No	No	No	—
Fort Wayne	No	Yes	Yes	—	—	Yes	—
Monroe Co.	Yes	Yes	Yes	No	No	Yes	No
	Yes	Yes	Yes	Yes	Yes	Yes	—
Iowa							
	Sections	Sections	Sections	No	No	Sections	—
Kansas							
Lawrence	Sections	Sections	Sections	No	Sections	Yes	—
Overland Park	Yes	Yes	Yes	Yes	Sections	Yes	—
Prairie Village	Sections	Sections	Sections	Sections	Sections	Yes	—
Roeland Park	No	Yes	Yes	—	—	Yes	—
	Sections	Sections	Sections	Sections	Sections	Yes	—
Topeka	Yes	Yes	Yes	Yes	Sections	Yes	—
Wellington	Sections	Sections	Sections	Sections	Sections	Yes	—
Louisiana							
Baton Rouge	Sections	Sections	Sections	No	Sections	Sections	—
Calcasieu Parish	No	No	No	No	Sections	No	—
Catahoula Parish	Yes	Sections	Sections	Sections	Sections	Sections	—
E. Baton Rouge Parish	Yes	Yes	Yes	Sections	Sections	Yes	—
	No	No	No	No	Sections	No	—
Jefferson Parish	Yes	Yes	Yes	Sections	Sections	Yes	—
Lake Charles	Yes	Yes	Yes	—	—	Yes	—
New Orleans	Yes	Yes	Yes	—	—	Yes	—
Sulphur	Yes	Yes	Yes	Yes	Sections	Yes	—
Maine							
	Sections	Yes	Yes	No	Sections	No	—
Maryland							
Anne Arundel Co.	Yes	Yes	Yes	No	Yes	Yes	—
Baltimore Co.	Yes	Yes	Yes	No	No	Yes	—
Gaithersburg	Sections	Sections	Sections	Sections	Sections	Sections	—
Howard Co.	No	Yes	Yes	No	Sections	Sections	No
	Yes	Yes	Yes	Yes	Yes	Yes	—
Montgomery Co.	Sections	Yes	Yes	No	Sections	Sections	—
Rockville	No	No	Yes	—	—	Yes	—
Takoma Park	No	Yes	Yes	—	—	No	—
Talbot Co.	Yes	Yes	Yes	Yes	No	Yes	—
Massachusetts							
Acushnet	No	Yes	No	No	No	Sections	—
Agawam	Yes	Yes	Yes	Yes	Sections	Yes	—
Amherst	Sections	Sections	Sections	Sections	Sections	Sections	—
Andover	Yes	Yes	Yes	Yes	Yes	Yes	—
	Yes	Yes	Yes	Sections	Yes	Yes	—

Section II: State Laws and Local Ordinances

State Community	In General	Food Markets	Retail Stores	Bingo Parlors	Bowling Centers	Public Transit	Multi- Units
Massachusetts (Cont.)							
Arlington	Yes	Yes	Yes	Yes	Yes	Yes	—
Attleboro	Yes	Yes	Yes	No	Yes	Yes	—
Auburn	No	Yes	No	—	—	Yes	—
Bedford	Yes	Yes	Yes	Yes	Yes	Yes	—
Belmont	Yes	Yes	Yes	Yes	Yes	Yes	—
Billerica	Yes	Yes	Yes	Yes	Yes	Yes	Yes
Boxborough	Yes	Yes	Yes	Yes	Yes	Yes	—
Brookline	Yes	Yes	Yes	Yes	Yes	Yes	—
Burlington	Yes	Yes	Yes	Yes	Sections	Yes	—
Cambridge	Yes	Yes	Yes	—	—	No	—
Canton	Yes	Yes	Yes	No	Yes	Yes	Yes
Chelmsford	No	Yes	Yes	—	—	No	—
Clinton	Yes	Yes	Yes	Yes	Yes	Yes	—
Cohasset	Yes	Yes	Yes	Sections	Sections	Yes	—
Concord	Sections	Yes	Sections	Sections	Sections	Sections	—
Dover	Sections	Yes	Yes	Sections	Sections	Sections	C/A
Dudley	Yes	Yes	Yes	No	Sections	Yes	—
Easthampton	Yes	Yes	Yes	Yes	Yes	Yes	Yes
Falmouth	Yes	Yes	Yes	Yes	Sections	Yes	—
Foxborough	Yes	Yes	Yes	Yes	Sections	Yes	Yes
Gardner	Yes	Yes	Yes	Yes	Yes	Yes	Yes
Gloucester	Sections	Sections	Sections	Yes	Sections	Sections	—
Granby	No	Yes	Yes	No	Yes	Yes	—
Great Barrington	Yes	Yes	Yes	—	—	No	—
Greenfield	Yes	Yes	Yes	Yes	Yes	Yes	—
Haverhill	Yes	Yes	Yes	Yes	Yes	Yes	—
Hingham	Yes	Yes	Yes	Yes	Sections	Yes	No
Holden	Yes	Yes	Yes	No	Yes	Yes	—
Holyoke	Yes	Yes	Yes	Yes	Yes	Yes	No
Lawrence	Yes	Yes	Yes	Sections	Yes	Yes	—
Lee	Yes	Yes	Yes	No	Sections	Yes	—
Lenox	Yes	Yes	Yes	No	Sections	Yes	—
Leominster	Yes	Yes	Yes	No	No	Yes	No
Lexington	Yes	Yes	Yes	Yes	Yes	Yes	—
Longmeadow	No	Yes	Yes	No	No	Yes	—
Malden	No	Yes	Yes	—	—	Yes	—
Mansfield	Yes	Yes	Yes	—	—	Yes	—
Marblehead	Yes	Yes	Yes	Yes	Yes	Yes	—
Marion	Sections	Yes	Yes	Sections	Sections	Sections	—
Mashpee	Sections	Sections	Sections	Sections	Sections	Sections	—
Maynard	No	Yes	No	—	—	No	—
Medfield	Yes	Yes	Yes	Yes	Yes	Yes	No
Methuen	Yes	Yes	Yes	Sections	Sections	Yes	—
Middleton	Yes	Yes	Yes	Sections	Sections	Yes	—

State Community	In General	Food Markets	Retail Stores	Bingo Parlors	Bowling Centers	Public Transit	Multi- Units
Massachusetts (Cont.)							
Millis	Yes	Yes	Yes	Yes	Yes	Yes	—
Montague	Yes	Yes	Yes	Yes	Yes	Yes	—
Nahant	Yes	Yes	Yes	Yes	Yes	Yes	Yes
Natick	Yes	Yes	Yes	Yes	Yes	Yes	No
Needham	Yes	Yes	Yes	Yes	Sections	Yes	—
Newton	Yes	Yes	Yes	Yes	Yes	Yes	—
North Andover	Yes	Yes	Yes	Yes	Sections	Yes	—
North Attleboro	Yes	Yes	Yes	Yes	Sections	Yes	Yes
Northampton	Yes	Yes	Yes	Yes	Yes	Yes	Yes
Norwell	Yes	Yes	Yes	Yes	Yes	Yes	—
Oak Bluffs	Yes	Yes	Yes	Yes	Sections	Yes	No
Orange	Yes	Yes	Yes	Yes	Yes	Yes	Yes
Pittsfield	Yes	Yes	Yes	No	Yes	Yes	—
Plainville	Yes	Yes	Yes	Yes	Yes	Yes	No
Plymouth	Yes	Yes	Yes	Yes	Sections	Yes	—
Reading	No	Yes	No	—	—	No	—
Revere	Sections	Yes	Yes	No	No	No	—
Sandwich	Sections	Yes	Yes	Sections	Sections	Yes	—
Saugus	Yes	Yes	Yes	Yes	Yes	Yes	Yes
Seekonk	Yes	Yes	Yes	Yes	Yes	Yes	—
Sharon	Yes	Yes	Yes	Yes	Yes	Yes	Yes
Somerville	Yes	Yes	Yes	Sections	Sections	Yes	No
South Hadley	Yes	Yes	Yes	Yes	Yes	Yes	—
Southwick	Yes	Yes	Yes	Yes	Yes	Yes	No
Sterling	Yes	Yes	Yes	—	—	Yes	—
Stockbridge	Yes	Yes	Yes	No	Sections	Yes	—
Sudbury	Yes	Yes	Yes	Yes	Yes	Yes	—
Swampscott	Yes	Yes	No	No	No	Yes	—
Tewksbury	Yes	Yes	Yes	Yes	Yes	Yes	Yes
Wakefield	Yes	Yes	Yes	Yes	Yes	Yes	—
Walpole	No	No	Yes	No	No	No	—
West Springfield	Yes	Yes	Yes	Yes	Yes	Yes	—
Westborough	Yes	Yes	Yes	Yes	Yes	Yes	Yes
Westfield	Yes	Yes	Yes	Yes	Yes	Yes	Yes
Westford	No	Yes	Yes	—	—	No	—
Westwood	Yes	Yes	Yes	Yes	Sections	Yes	—
Weymouth	Yes	Yes	Yes	Yes	Yes	Yes	—
Wilbraham	Yes	Yes	Yes	Yes	Yes	Yes	—
Williamstown	No	Yes	Yes	Yes	Yes	Yes	—
Wrentham	No	Yes	No	No	No	No	—
Michigan	No	Sections	No	No	No	No	—
Argentine	Sections	Sections	Sections	Sections	Sections	Sections	—

Section II: State Laws and Local Ordinances

State Community	In General	Food Markets	Retail Stores	Bingo Parlors	Bowling Centers	Public Transit	Multi- Units
Michigan (Cont.)							
Atlas	Sections	Sections	Sections	Sections	Sections	Sections	—
Burton	Sections	Sections	Sections	Sections	Sections	Sections	—
Clayton	Sections	Sections	Sections	Sections	Sections	Sections	—
Clio	Sections	Sections	Sections	Sections	Sections	Sections	—
Davison	Sections	Sections	Sections	Sections	Sections	Sections	—
East Lansing	Yes	Yes	Yes	Sections	Sections	Yes	—
Fenton	Sections	Sections	Sections	Sections	Sections	Sections	—
Flint	Sections	Sections	Sections	Sections	Sections	Sections	—
Flushing	Sections	Sections	Sections	Sections	Sections	Sections	—
Forest	Sections	Sections	Sections	Sections	Sections	Sections	—
Gaines	Sections	Sections	Sections	Sections	Sections	Sections	—
Genesee	Sections	Sections	Sections	Sections	Sections	Sections	—
Genesee Co.	Sections	Sections	Sections	Sections	Sections	Sections	—
Goodrich	Sections	Sections	Sections	Sections	Sections	Sections	—
Grand Blanc	Sections	Sections	Sections	Sections	Sections	Sections	—
Linden	Sections	Sections	Sections	Sections	Sections	Sections	—
Marquette	Yes	Yes	Yes	Sections	Yes	Yes	—
Marquette Co.	Yes	Yes	Yes	Sections	Sections	Yes	—
Montrose	Sections	Sections	Sections	Sections	Sections	Sections	—
Mount Morris	Sections	Sections	Sections	Sections	Sections	Sections	—
Mundy	Sections	Sections	Sections	Sections	Sections	Sections	—
Otisville	Sections	Sections	Sections	Sections	Sections	Sections	—
Pontiac	No	No	No	No	No	Yes	No
Richfield	Sections	Sections	Sections	Sections	Sections	Sections	—
Swartz Creek	Sections	Sections	Sections	Sections	Sections	Sections	—
Thetford	Sections	Sections	Sections	Sections	Sections	Sections	—
Vienna	Sections	Sections	Sections	Sections	Sections	Sections	—
Minnesota	Sections	Sections	Sections	No	No	Sections	—
Mississippi	No	No	No	No	No	Yes	—
Missouri	Sections	Sections	Sections	No	No	Sections	—
Brentwood	Yes	Yes	Yes	Yes	No	Yes	No
Chesterfield	Sections	Sections	Sections	Sections	Sections	Sections	—
Clayton	No	Yes	Yes	—	—	No	—
Columbia	Sections	Yes	Yes	Yes	Yes	Yes	—
Crestwood	Sections	Sections	Sections	Sections	No	Sections	—
Des Peres	No	Yes	Yes	—	—	No	—
Frontenac	Sections	Sections	Sections	Sections	Sections	Sections	—
Independence	Yes	Yes	Yes	—	—	Yes	—
Jefferson	Yes	Yes	Yes	—	—	Yes	—
Kansas City	No	Yes	Yes	—	—	Yes	—
Oak Grove	Sections	Sections	Sections	No	No	Sections	—
Pacific	Sections	Sections	Sections	No	No	Sections	—

State Community	In General	Food Markets	Retail Stores	Bingo Parlors	Bowling Centers	Public Transit	Multi- Units
Missouri (Cont.)							
Pleasant Hill	Sections	Sections	Sections	Sections	No	Sections	—
Rock Hill	No	Yes	Yes	—	—	Yes	—
Springfield	Yes	Yes	Yes	Sections	Sections	Yes	—
St. Joseph	Sections	Sections	Sections	Sections	No	Sections	—
Webster Groves	Sections	Sections	Sections	Sections	No	Sections	—
Montana	No	No	No	No	No	No	—
Nebraska	Sections	Sections	Sections	No	No	Sections	—
Lincoln	—	—	—	—	—	Yes	—
Nevada	No	Sections	No	No	No	Sections	—
New Hampshire	Sections	Yes	Sections	No	No	Yes	—
New Jersey	No	Yes	Yes	No	No	Yes	—
Highland Park	Yes	Yes	Yes	Yes	Yes	Yes	—
Hillsborough Township	No	Yes	No	—	—	No	—
Lawrence Township	Yes	Yes	Yes	Yes	Sections	Yes	—
Marlboro	Yes	Yes	Yes	Yes	Yes	Yes	—
Pequannock	Yes	Yes	Yes	Yes	Sections	Yes	—
Secaucus	Yes	Yes	Yes	Yes	Yes	Yes	—
Union Township	No	Yes	Yes	No	No	Yes	—
New Mexico	No	No	No	No	No	No	—
Albuquerque	Yes	Yes	Yes	—	—	Yes	—
Las Cruces	Yes	Yes	Yes	Sections	Sections	Yes	—
Los Alamos	Yes	Yes	Yes	Yes	Sections	Yes	—
New York	Sections	Yes	Sections	Sections	Sections	Yes	—
Chautauqua Co.	Yes	Yes	Yes	—	—	Yes	—
Erie Co.	Yes	Yes	Yes	Sections	Sections	Yes	—
Livingston Co.	Yes	Yes	Yes	Sections	Sections	Yes	Yes
Monroe Co.	Yes	Yes	Yes	Yes	Yes	Yes	—
Nassau Co.	Yes	Yes	Yes	Yes	Sections	Yes	Yes
New York City	Yes	Yes	Yes	No	Sections	Yes	—
Niagara Co.	Yes	Yes	Yes	Yes	Yes	Yes	Yes
Ontario Co.	Yes	Yes	Yes	—	—	Yes	—
Rockland Co.	Yes	Yes	Yes	No	Sections	Yes	No
Suffolk Co.	No	No	No	No	Sections	Yes	No
Westchester Co.	Yes	Yes	Yes	Sections	Sections	Yes	No
North Carolina	No	No	No	No	No	No	—
Boone	No	Yes	Yes	No	Yes	Yes	—
Buncombe Co.	Yes	Yes	Yes	Yes	Yes	Yes	—
Burke Co.	Yes	Yes	Yes	Yes	Yes	Yes	—

Section II: State Laws and Local Ordinances

State Community	In General	Food Markets	Retail Stores	Bingo Parlors	Bowling Centers	Public Transit	Multi- Units
North Carolina (Cont.)							
Burlington	No	Yes	Yes	No	Yes	Yes	—
Caldwell Co.	Yes	Yes	Yes	Yes	Yes	Sections	—
Carrboro	Yes	Yes	Yes	Yes	Yes	Yes	—
Catawba Co.	Yes	Yes	Yes	Yes	Yes	Yes	—
Chapel Hill	No	Yes	Yes	No	Yes	Yes	—
Chatham Co.	Yes	Yes	Yes	Yes	Yes	Yes	—
Cleveland Co.	No	Yes	Yes	No	No	Yes	—
Craven Co.	Yes	Yes	Yes	Yes	Yes	Yes	—
Cumberland Co.	No	No	No	No	Yes	Yes	—
Davie Co.	Sections	No	Yes	No	Yes	Yes	—
Durham	No	Yes	Yes	No	No	Yes	—
Durham Co.	No	Yes	Yes	No	No	Yes	—
Forsyth Co.	No	No	No	No	No	Yes	—
Gaston Co.	Yes	Yes	Yes	Yes	Yes	Yes	—
Graham-Swain Co.	Yes	Yes	Yes	Yes	Yes	Yes	—
Guilford Co.	Yes	Yes	Yes	Yes	Yes	Yes	—
Halifax Co.	Yes	Yes	Yes	Yes	No	Yes	—
Henderson Co.	Yes	Yes	Yes	Yes	Yes	Yes	—
Lee Co.	No	Yes	Yes	No	No	Yes	—
Montreat	Yes	Yes	Yes	Yes	Yes	Yes	—
New Hanover	Yes	Yes	Yes	Yes	Yes	Yes	—
New Hanover Co.	Yes	Yes	Yes	Yes	Yes	Yes	—
Northampton Co.	Yes	Yes	Yes	Yes	Yes	Yes	—
Onslow Co.	Yes	Yes	Yes	No	Yes	Yes	—
Orange Co.	Yes	Yes	Yes	Yes	Yes	Yes	—
Raleigh	No	Sections	Sections	Sections	Sections	Yes	—
Rowan Co.	Sections	Sections	Sections	Sections	Sections	Sections	—
Wake Co.	Yes	Yes	Yes	Yes	Yes	Yes	—
Wilkes Co.	Yes	Yes	Yes	Yes	Yes	Yes	—
Wilmington	No	Yes	Yes	No	No	No	—
Wrightsville Beach	No	Yes	Yes	No	No	No	—
North Dakota	No	No	No	No	No	Sections	—
Ohio	No	No	No	No	No	Sections	—
Akron	Yes	Yes	Yes	No	No	Yes	—
Athens	Yes	Yes	Yes	—	—	Yes	—
Barberton	Yes	Yes	Yes	—	—	Yes	—
Beachwood	Yes	Yes	Yes	—	—	Yes	—
Cincinnati	Yes	Yes	Yes	Yes	No	Yes	—
Cleveland	Yes	Yes	Yes	—	—	Yes	—
Cleveland Heights	Yes	Yes	Yes	—	—	Yes	—
Columbus	Yes	Yes	Yes	Yes	Yes	Yes	—
Dayton	No	Sections	Sections	No	No	No	No

State Community	In General	Food Markets	Retail Stores	Bingo Parlors	Bowling Centers	Public Transit	Multi- Units
Ohio (Cont.)							
Delaware	Sections	Sections	Sections	Sections	Sections	Sections	—
Euclid	No	Yes	Yes	—	—	Yes	—
Findlay	Yes	Yes	Yes	Sections	Sections	Yes	—
Hancock Co.	No	Yes	Yes	Sections	Sections	Yes	—
Knox Co.	Yes	Yes	Yes	Yes	Yes	Yes	—
Lakewood	No	Yes	Yes	—	—	Yes	—
Licking Co.	Yes	Yes	Yes	Sections	No	Yes	—
Lorain	Yes	Yes	Yes	—	—	Yes	—
Mahoning Co.	No	Yes	Sections	Sections	Sections	Yes	—
Maple Heights	Yes	Yes	Yes	—	—	Yes	—
Mayfield Village	Yes	Yes	Yes	—	—	Yes	—
Medina	Yes	Yes	Yes	—	—	Yes	—
Muskingum Co.	Yes	Yes	Yes	Sections	Yes	Yes	—
Newark	No	Yes	Yes	Sections	No	Yes	—
Parma	Yes	Yes	Yes	—	—	Yes	—
Parma Heights	Yes	Yes	Yes	—	—	Yes	—
Shaker Heights	Yes	Yes	Yes	—	—	Yes	—
Stark Co.	No	Yes	Yes	No	Yes	Yes	—
Summit Co.	Yes	Yes	Yes	—	—	Yes	—
Toledo	Yes	Yes	Yes	—	—	Yes	—
University Heights	Yes	Yes	Yes	—	—	Yes	—
Warren	Yes	Yes	Yes	—	—	Yes	—
Warren City	No	Yes	Yes	Sections	Sections	Yes	—
Zanesville	Sections	Yes	Yes	Sections	No	Yes	—
Oklahoma	No	No	No	No	No	Sections	—
Oregon	Sections	Sections	Sections	No	Sections	Yes	—
Benton Co.	Yes	Yes	Yes	Yes	Yes	Yes	—
Corvallis	Yes	Yes	Yes	Yes	Yes	Yes	—
Eugene	No	Yes	No	—	—	Yes	—
Pennsylvania	No	No	No	No	No	Yes	—
Erie	Yes	Yes	Yes	—	—	Yes	—
Lower Merion	Yes	Yes	Yes	—	—	Yes	—
Pittsburgh	Yes	Yes	Yes	—	—	Yes	—
State College	Yes	Yes	Yes	—	—	Yes	—
Rhode Island	No	Sections	No	No	No	Sections	—
South Carolina	No	No	No	No	No	Yes	—
Greenville	No	Yes	Yes	—	—	Yes	—
Spartanburg	No	Sections	Sections	—	Sections	Sections	—
South Dakota	No	No	No	No	No	Sections	—
Sioux Falls	No	Yes	Yes	—	—	No	—

Section II: State Laws and Local Ordinances

State Community	In General	Food Markets	Retail Stores	Bingo Parlors	Bowling Centers	Public Transit	Multi- Units
Tennessee	No	No	No	No	No	No	—
Collierville	No	Yes	Yes	No	No	Yes	—
Germantown	No	Yes	Yes	—	—	Yes	—
Memphis	No	Yes	Yes	—	—	Yes	—
Texas	No	No	No	No	No	Sections	—
Abilene	Sections	Sections	Sections	Sections	Sections	Yes	—
Addison	No	Yes	Yes	—	—	Yes	—
Amarillo	Yes	Yes	Yes	—	—	Yes	—
Arlington	Yes	Yes	Yes	Sections	Sections	Yes	—
Austin	Yes	Yes	Yes	Sections	Sections	Yes	—
Baytown	Sections	Sections	Sections	Sections	Sections	Sections	—
Bedford	No	Yes	Yes	—	—	Yes	—
Brownsville	No	Yes	Yes	—	—	Yes	—
Bryan	No	Yes	Yes	—	—	Yes	—
Carrollton	No	Yes	Yes	Yes	No	Yes	—
College Station	Yes	Yes	Yes	—	—	Yes	—
Colleyville	Yes	Yes	Yes	—	—	Yes	—
Corpus Christi	Yes	Yes	Yes	Yes	No	Yes	—
Dallas	No	Yes	Yes	No	No	Yes	—
Del Rio	Yes	Yes	Yes	—	—	No	—
Denton	No	Yes	Yes	—	—	No	—
Desoto	No	No	Yes	—	—	Yes	—
Duncanville	Yes	Yes	Yes	—	—	No	—
Eagle Pass	Yes	Yes	Yes	—	—	Yes	—
El Paso	Yes	Yes	Yes	—	—	Yes	—
Euless	No	Yes	Yes	No	No	No	—
Fort Worth	No	Yes	Yes	Sections	Sections	Yes	Yes
Galveston	Yes	Yes	Yes	—	—	Yes	—
Granbury City	No	Yes	No	No	No	Yes	—
Grand Prairie	No	Sections	Sections	Sections	Sections	Sections	—
Greenville	Yes	Yes	Yes	—	—	Yes	—
Haltom City	Yes	Yes	Yes	—	—	No	—
Houston	Yes	Yes	Yes	—	—	Yes	—
Huntsville	No	Yes	Yes	—	—	Yes	—
Hurst	No	Yes	Yes	—	—	Yes	—
Irving	No	No	No	—	—	Yes	—
Kerrville	Yes	Yes	Yes	—	—	Yes	—
Lancaster	No	Yes	Yes	—	—	No	—
Leon Valley	Yes	Yes	Yes	—	—	Yes	—
Longview	Yes	Yes	Yes	—	—	Yes	—
Lubbock	Sections	Sections	Sections	Sections	Sections	Sections	—
Mansfield	No	No	No	—	—	Yes	—
McAllen	No	Yes	Yes	—	—	Yes	—
Mesquite	Yes	Yes	Yes	—	—	Yes	—

State Community	In General	Food Markets	Retail Stores	Bingo Parlors	Bowling Centers	Public Transit	Multi- Units
Texas (Cont.)							
Midland	Yes	Yes	Yes	—	—	Yes	—
New Braunfels	No	Yes	No	—	—	Yes	—
North Richland Hills	Yes	Yes	Yes	—	—	Yes	—
Plano	Yes	Yes	Yes	Yes	Yes	Yes	—
Richardson	No	Yes	Yes	—	—	Yes	—
Round Rock	Yes	Yes	Yes	Sections	Sections	Yes	—
San Antonio	Yes	Yes	Yes	Yes	Yes	Yes	—
Seguin	Yes	Yes	Yes	—	—	No	—
Southlake	No	Sections	Sections	No	No	No	No
Travis Co.	Yes	Yes	Yes	—	—	No	—
Tyler	Yes	Yes	Yes	—	—	Yes	—
West Lake Hills	Yes	Yes	Yes	Yes	Yes	Yes	—
Wichita Falls	Yes	Yes	Yes	Yes	Yes	Yes	—
Utah	No	Yes	Yes	No	No	Yes	—
Vermont	Yes	Yes	Yes	No	No	Yes	—
Burlington	Yes	Yes	Yes	—	—	Yes	—
Virginia	No	No	Sections	No	No	No	—
Albemarle Co.	No	Yes	Yes	—	—	No	—
Alexandria	No	Yes	Yes	—	—	No	—
Arlington	No	Yes	Yes	—	—	No	—
Charlottesville	No	Yes	No	—	—	Yes	—
Chesapeake	No	Yes	Yes	—	—	No	—
Fairfax	No	Yes	Yes	—	—	No	—
Fairfax Co.	No	Sections	Sections	No	No	No	—
Falls Church	No	Yes	Yes	—	—	No	—
Franklin	No	Yes	Yes	—	—	No	—
Hampton	No	Yes	Yes	—	—	No	—
Lynchburg	No	Yes	Yes	—	—	Yes	—
Newport News	No	Yes	Yes	—	—	No	—
Norfolk	No	Yes	Yes	—	—	Yes	—
Portsmouth	No	Yes	Yes	—	—	No	—
Prince William Co.	No	Yes	Yes	—	—	No	—
Suffolk	Sections	Sections	Sections	Sections	Sections	Yes	—
Virginia Beach	No	Yes	Yes	—	—	Yes	—
Washington	Sections	Sections	Yes	No	No	Yes	—
Kennewick	Yes	Yes	Yes	—	—	Yes	—
Pierce Co.	Yes	Yes	Yes	—	—	Yes	—
Seattle	No	Yes	Yes	—	—	Yes	—
West Virginia	No	No	No	No	No	No	—
Belmont	Sections	Sections	Sections	Sections	Sections	Sections	—

Section II: State Laws and Local Ordinances

State Community	In General	Food Markets	Retail Stores	Bingo Parlors	Bowling Centers	Public Transit	Multi- Units
West Virginia (Cont.)							
Bluefield	Sections	Sections	Sections	Sections	Sections	Sections	—
Boone Co.	Yes	Yes	Yes	Yes	Yes	Yes	—
Braxton Co.	Yes	Yes	Yes	Yes	Yes	Yes	—
Brooke Co.	Yes	Yes	Yes	Yes	Yes	Yes	—
Cabell Co.	Yes	Yes	Yes	Yes	Yes	Yes	—
Calhoun Co.	Yes	Yes	Yes	Yes	Yes	Yes	—
Clay Co.	Yes	Yes	Yes	Yes	Yes	Yes	—
Fairmont	Yes	Yes	Yes	—	—	Yes	—
Gilmer Co.	Yes	Yes	Yes	Yes	Yes	Yes	No
Grant Co.	Yes	Yes	Yes	Yes	Yes	Yes	—
Greenbrier	Yes	Yes	Yes	Yes	Yes	Yes	—
Greenbrier Co.	Yes	Yes	Yes	Yes	Yes	Yes	—
Hampshire Co.	Yes	Yes	Yes	Yes	Yes	Yes	—
Jackson Co.	Yes	Yes	Yes	Yes	Yes	Yes	—
Kanawha Co.	Yes	Yes	Yes	Yes	Yes	Yes	—
Lincoln Co.	Yes	Yes	Yes	Yes	Yes	Yes	—
Marshall Co.	Yes	Yes	Yes	Yes	Yes	Yes	Yes
McDowell Co.	Yes	Yes	Yes	Yes	Yes	Yes	—
Mercer Co.	Yes	Yes	Yes	Yes	Yes	Yes	—
Monongalia Co.	Yes	Yes	Yes	—	—	Yes	—
Monroe Co.	Yes	Yes	Yes	Yes	Yes	Yes	—
Morgan Co.	Yes	Yes	Yes	Yes	Yes	Yes	—
Morgantown	Yes	Yes	Yes	Yes	Yes	Yes	Yes
Nicholas Co.	Yes	Yes	Yes	No	Yes	Yes	—
Pendleton Co.	Yes	Yes	Yes	Yes	Yes	Yes	—
Pleasants Co.	Yes	Yes	Yes	Yes	Yes	Yes	—
Princeton	Sections	Sections	Sections	Sections	Sections	Sections	—
Putnam Co.	Yes	Yes	Yes	Yes	Yes	Yes	—
Raleigh Co.	Yes	Yes	Yes	Yes	Yes	Yes	—
Randolph Co.	Yes	Yes	Yes	Yes	Yes	Yes	—
Ritchie Co.	Yes	Yes	Yes	Yes	Yes	Yes	—
Roane Co.	Yes	Yes	Yes	Yes	Yes	Yes	—
Upshur Co.	Yes	Yes	Yes	Yes	Yes	Yes	—
Wayne Co.	Yes	Yes	Yes	Yes	Yes	Yes	—
Webster Co.	Yes	Yes	Yes	Yes	Yes	Yes	No
Wheeling- Ohio Co.	Yes	Yes	Yes	Yes	Yes	Yes	—
Wirt Co.	Yes	Yes	Yes	Yes	Yes	Yes	—
Wood Co.	Yes	Yes	Yes	Yes	Yes	Yes	—
Wyoming Co.	Yes	Yes	Yes	Yes	Yes	Yes	Yes
Wisconsin	No	No	Sections	No	No	Sections	—
Fitchburg	No	Yes	Yes	No	No	Yes	—

State Community	In General	Food Markets	Retail Stores	Bingo Parlors	Bowling Centers	Public Transit	Multi- Units
Wisconsin (Cont.)							
Madison	No	Yes	Yes	No	No	Sections	No
Oak Creek	No	No	No	No	No	Yes	—
Rice Lake	No	No	No	No	No	Yes	—
Shorewood Hills	No	No	Sections	No	No	Yes	—
Wyoming							
Casper	Yes	Yes	Yes	—	—	No	—
Laramie	Yes	Yes	No	—	—	No	—

CLEAN INDOOR AIR PROVISIONS STATE LAWS AND LOCAL ORDINANCES: WORKPLACE PROVISIONS

CHART 2 This chart summarizes the workplace provisions of the major local clean indoor air ordinances in the United States. A total of 642 local ordinances with workplace smoking provisions are listed. Figure 2 presents a map of the clean indoor air laws for workplaces in the United States, at the local and state levels.

100% Smoke-free: A “Yes” in this column indicates that smoking is entirely prohibited in enclosed workplaces, or allowed only in enclosed, separately ventilated smoking lounges that workers are not required to enter during the course of their work duties.

Meeting Rooms: A “Yes” in this column indicates that smoking is prohibited in meeting rooms.

Designate Own Area: A “Yes” in this column indicates that employees are allowed to designate their immediate work area as a nonsmoking area. A “na” in this column indicates that the ordinance is 100% smoke-free in the workplace, making this provision non-applicable.

Nonsmoker Preference: A “Yes” in this column indicates that the ordinance contains a provision which states that in a dispute over smoking in the workplace, if no resolution can be reached, the health needs of the nonsmoker will take precedence over the smoker’s desire to smoke in a given area. A “na” in this column indicates that the ordinance is 100% smoke-free in the workplace, making this provision non-applicable.

Nonretaliation: A “Yes” in this column indicates that the ordinance contains a provision prohibiting retaliation against an employee who exercises rights provided by the ordinance.

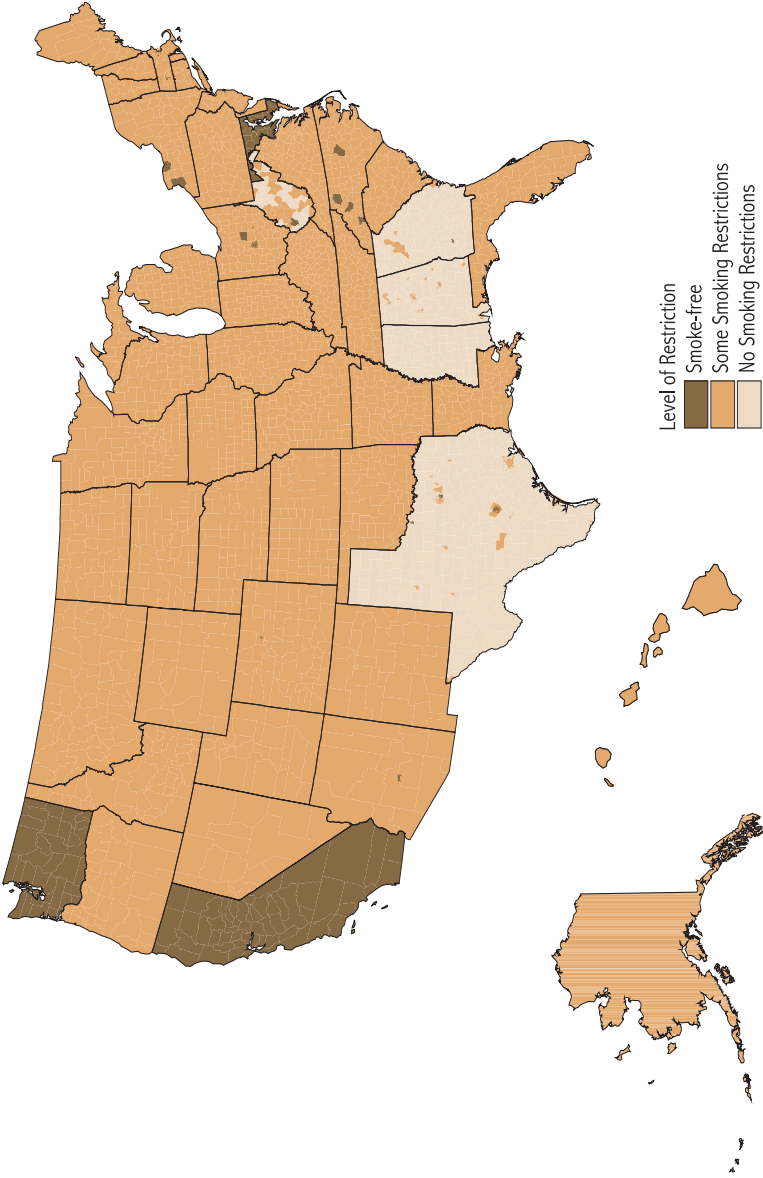
Common Work Areas: A “Yes” in this column indicates that smoking is prohibited in common work areas.

Separately Ventilated Rooms: A “Yes” in this column indicates that workplaces may establish a designated smoking lounge if, and only if, the lounge is enclosed and separately ventilated, with air directly exhausted outdoors so that it is not exchanged with the rest of the workplace.

Size Exemptions: A “None” in this column indicates that workplaces of any size are covered by the ordinance. A numeric figure indicates that workplaces with that number of employees (or fewer) are exempt from workplace smoking provisions.

Note: An entry of “—” in a field indicates that information is not available for that provision. This is generally the result of adding new fields of analysis to reflect a significant development in ordinance provisions; database records for ordinances analyzed prior to the new field of analysis do not contain information for that provision.

Figure 2: Smoking Restrictions in Workplaces: 1997



Data Source: State Legislated Actions on Tobacco Issues, American Lung Association, 1997
National Matrix of Local Ordinances, American Nonsmokers' Rights Foundation, 1998

Chart 2
State Laws and Local Ordinances: Workplace Provisions

State Community	100% Smoke free	Mtg Rooms	Desig Own Area	NS Pref	Non retali- ation	Comm Work Areas	Sep Vent Rooms	Size Exempt
Alabama	No	No	No	No	No	No	No	None
Alexander City	No	No	No	No	No	No	No	None
Anniston	No	No	No	No	No	No	No	4
Auburn	No	No	No	No	No	No	—	None
Birmingham	Yes	Yes	na	na	No	Yes	No	None
Cullman	Yes	Yes	na	na	No	Yes	No	None
Daphne	No	No	No	No	No	No	No	None
Decatur	No	No	No	Yes	Yes	No	No	None
Dothan	No	Yes	Yes	Yes	Yes	Yes	—	None
Homewood	No	No	Yes	Yes	No	No	Yes	2
Huntsville	No	No	No	Yes	Yes	No	No	None
Jackson	No	No	No	No	No	No	—	None
Madison	No	No	No	Yes	Yes	No	No	None
Mobile	No	No	No	No	No	No	No	None
Montgomery	No	No	No	No	No	No	—	None
Prattville	No	No	No	No	No	No	—	None
Rainbow City	No	No	Yes	Yes	No	Yes	No	None
Tuscaloosa	No	No	No	No	No	No	No	None
Wetumpka	No	No	No	No	No	No	No	None
Alaska	No	No	No	No	No	No	No	None
Bethel	Yes	Yes	na	na	Yes	Yes	Yes	None
Arizona	No	No	No	No	No	No	Yes	None
Chandler	No	No	No	Yes	Yes	No	—	None
Flagstaff	No	Yes	No	No	Yes	No	—	None
Gilbert	No	Yes	No	Yes	Yes	No	—	None
Glendale	No	Yes	Yes	Yes	Yes	No	—	None
Kingman	No	No	No	No	Yes	No	—	None
Maricopa Co.	No	Yes	Yes	Yes	Yes	No	—	None
Mesa	Yes	Yes	na	na	Yes	Yes	Yes	None
Peoria	No	No	No	Yes	No	No	—	None
Phoenix	No	Yes	Yes	Yes	Yes	No	—	None
Pima Co.	No	Yes	Yes	Yes	No	Yes	—	None
Prescott	No	No	No	No	Yes	No	—	None
Scottsdale	No	Yes	Yes	Yes	No	No	—	None
Tempe	Yes	Yes	na	na	Yes	Yes	No	None
Tucson	No	Yes	Yes	Yes	Yes	No	—	None
Yuma	No	No	No	No	Yes	No	—	None
Arkansas	No	No	No	No	No	No	No	None
McGehee	No	No	No	Yes	No	No	—	None

Smoking and Tobacco Control Monograph No. 11

State Community	100% Smoke free	Mtg Rooms	Desig Own Area	NS Pref	Non retali- ation	Comm Work Areas	Sep Vent Rooms	Size Exempt
California	Yes	Yes	na	na	No	Yes	Yes	None
Agoura Hills	No	Yes	No	No	No	No	No	None
Alameda	No	Yes	Yes	Yes	Yes	No	—	None
Alameda Co.	No	Yes	Yes	Yes	Yes	No	—	3
Albany	Yes	Yes	na	na	Yes	Yes	—	None
Alhambra	No	No	Yes	Yes	No	No	—	5
Alpine Co.	Yes	Yes	na	na	Yes	Yes	—	None
Anaheim	No	Yes	Yes	Yes	No	No	—	3
Anderson	Yes	Yes	na	na	Yes	Yes	No	None
Antioch	Yes	Yes	na	na	Yes	Yes	Yes	None
Arcata	Yes	Yes	na	na	No	Yes	Yes	None
Auburn	Yes	Yes	na	na	Yes	Yes	—	None
Belmont	Yes	Yes	na	na	Yes	Yes	No	None
Belvedere	Yes	Yes	na	na	Yes	Yes	No	None
Benicia	No	Yes	Yes	Yes	Yes	No	—	2
Berkeley	Yes	Yes	na	na	Yes	Yes	Yes	None
Big Bear Lake	No	No	No	No	Yes	No	—	None
Blue Lake	No	Yes	Yes	Yes	No	No	—	None
Brea	No	Yes	No	No	No	No	—	None
Brentwood	No	Yes	Yes	Yes	Yes	No	—	3
Buellton	Yes	Yes	na	na	No	Yes	No	None
Burlingame	Yes	Yes	na	na	Yes	Yes	—	None
Butte Co.	Yes	Yes	na	na	Yes	Yes	—	None
Calabasas	No	Yes	No	No	No	No	No	None
Calistoga	Yes	Yes	na	na	Yes	Yes	No	None
Camarillo	Yes	Yes	na	na	Yes	Yes	No	1
Campbell	No	Yes	Yes	Yes	Yes	No	—	None
Capitola	Yes	Yes	na	na	Yes	Yes	No	None
Carlsbad	No	Yes	No	No	No	No	—	None
Carpinteria	Yes	Yes	na	na	No	Yes	No	None
Ceres	Yes	Yes	na	na	Yes	Yes	No	None
Chico	Yes	Yes	na	na	Yes	Yes	No	None
Chino Hills	Yes	Yes	na	na	Yes	Yes	—	None
Chula Vista	No	Yes	No	No	No	No	—	None
Clayton	Yes	Yes	na	na	Yes	Yes	No	None
Cloverdale	No	Yes	Yes	No	Yes	No	—	None
Coachella	No	No	No	Yes	Yes	No	—	None
Colfax	Yes	Yes	na	na	Yes	Yes	—	None
Concord	Yes	Yes	na	na	Yes	Yes	—	None
Contra Costa Co.	Yes	Yes	na	na	Yes	Yes	Yes	None
Coronado	No	Yes	No	No	No	No	—	None
Cotati	Yes	Yes	na	na	Yes	Yes	No	None
Culver City	No	Yes	Yes	Yes	Yes	No	—	3

Section II: State Laws and Local Ordinances

State Community	100% Smoke free	Mtg Rooms	Desig Own Area	NS Pref	Non retali- ation	Comm Work Areas	Sep Vent Rooms	Size Exempt
California (Cont.)								
Cupertino	Yes	Yes	na	na	Yes	Yes	No	None
Cypress	No	No	Yes	No	No	No	—	None
Danville	Yes	Yes	na	na	Yes	Yes	No	None
Davis	Yes	Yes	na	na	Yes	Yes	No	None
Del Mar	Yes	Yes	na	na	Yes	Yes	—	None
Del Norte Co.	No	Yes	Yes	Yes	Yes	No	—	None
Desert Hot Springs	No	Yes	Yes	Yes	No	No	—	None
Dixon	No	Yes	Yes	Yes	Yes	No	—	None
Downey	No	Yes	No	Yes	Yes	No	—	None
Duarte	Yes	Yes	na	na	No	Yes	Yes	5
Dublin	Yes	Yes	na	na	Yes	Yes	Yes	None
East Palo Alto	No	Yes	Yes	Yes	No	No	—	None
El Cajon	No	No	No	No	Yes	Yes	No	None
El Centro	No	Yes	Yes	No	Yes	Yes	—	None
El Cerrito	Yes	Yes	na	na	Yes	Yes	Yes	None
El Dorado Co.	Yes	Yes	na	na	Yes	Yes	—	None
El Segundo	No	No	Yes	Yes	Yes	No	—	5
Emeryville	No	Yes	Yes	Yes	Yes	No	—	None
Encinitas	No	Yes	No	No	No	Yes	No	None
Escondido	No	Yes	No	No	No	Yes	—	None
Eureka	No	Yes	Yes	Yes	Yes	No	—	None
Fairfax	Yes	Yes	na	na	Yes	Yes	No	None
Fairfield	No	Yes	Yes	Yes	Yes	No	—	3
Folsom	Yes	Yes	na	na	No	Yes	Yes	None
Fontana	No	Yes	Yes	Yes	Yes	No	—	3
Fort Bragg	Yes	Yes	na	na	Yes	Yes	No	None
Fortuna	No	Yes	Yes	No	Yes	No	—	None
Foster City	Yes	Yes	na	na	Yes	Yes	Yes	None
Fremont	Yes	Yes	na	na	Yes	Yes	No	None
Fresno	No	Yes	Yes	Yes	Yes	No	No	None
Garden Grove	No	No	No	No	No	No	—	9
Gilroy	No	Yes	Yes	Yes	Yes	No	No	None
Grand Terrace	No	Yes	Yes	Yes	No	No	—	None
Grass Valley	No	Yes	Yes	Yes	Yes	No	—	None
Gridley	No	Yes	Yes	Yes	Yes	No	—	None
Hayward	No	Yes	Yes	Yes	Yes	Yes	No	None
Healdsburg	Yes	Yes	na	na	Yes	Yes	No	4
Hemet	No	No	Yes	No	Yes	No	—	None
Hercules	Yes	Yes	na	na	Yes	Yes	—	None
Hesperia	Yes	Yes	na	na	No	Yes	—	None
Hollister	No	Yes	Yes	Yes	Yes	No	No	None
Hughson	Yes	Yes	na	na	Yes	Yes	No	None

Smoking and Tobacco Control Monograph No. 11

State Community	100% Smoke free	Mtg Rooms	Desig Own Area	NS Pref	Non retali- ation	Comm Work Areas	Sep Vent Rooms	Size Exempt
California (Cont.)								
Huntington Beach	No	No	Yes	No	No	No	—	3
Imperial Beach	No	Yes	No	No	No	No	—	None
Imperial Co.	No	Yes	Yes	Yes	Yes	Yes	No	None
Indian Wells	No	Yes	Yes	No	No	Yes	—	None
Indio	No	Yes	Yes	Yes	No	No	—	None
Irvine	No	Yes	Yes	Yes	No	No	—	None
La Canada Flintridge	No	Yes	Yes	Yes	Yes	Yes	—	None
La Mesa	No	Yes	No	No	No	No	—	None
La Quinta	No	Yes	Yes	Yes	Yes	Yes	—	None
Lafayette	Yes	Yes	na	na	Yes	Yes	—	None
Laguna Beach	No	Yes	Yes	Yes	No	No	—	None
Laguna Hills	Yes	Yes	na	na	No	Yes	No	None
Laguna Niguel	No	Yes	Yes	Yes	Yes	No	—	None
Lakewood	No	No	No	No	No	No	—	None
Lancaster	No	No	No	No	Yes	No	—	None
Larkspur	Yes	Yes	na	na	Yes	Yes	No	None
Lathrop	Yes	Yes	na	na	Yes	Yes	No	None
Lemon Grove	Yes	Yes	na	na	Yes	Yes	Yes	None
Lindsay	Yes	Yes	na	na	Yes	Yes	No	None
Live Oak	No	Yes	Yes	Yes	Yes	No	—	None
Livermore	Yes	Yes	na	na	Yes	Yes	Yes	None
Livingston	No	Yes	Yes	Yes	Yes	No	—	None
Lodi	No	Yes	Yes	Yes	Yes	No	—	None
Loma Linda	No	Yes	Yes	Yes	Yes	Yes	—	None
Lompoc	No	Yes	Yes	Yes	Yes	No	—	None
Long Beach	Yes	Yes	na	na	Yes	Yes	Yes	None
Los Alamitos	No	Yes	No	No	No	Yes	—	None
Los Altos	No	No	No	No	No	No	—	None
Los Angeles	No	No	No	No	Yes	No	No	4
Los Angeles Co.	No	No	No	No	No	No	—	None
Los Gatos	Yes	Yes	na	na	No	Yes	Yes	None
Madera	No	No	No	No	Yes	No	No	None
Manhattan Beach	No	No	No	Yes	No	No	—	None
Marin Co.	Yes	Yes	na	na	Yes	Yes	No	None
Martinez	Yes	Yes	na	na	Yes	Yes	—	None
Marysville	No	Yes	Yes	Yes	No	No	—	None
Mendocino Co.	Yes	Yes	na	na	Yes	Yes	No	None
Menlo Park	No	Yes	Yes	Yes	No	No	—	None
Merced	Yes	Yes	na	na	Yes	Yes	No	None
Mill Valley	Yes	Yes	na	na	Yes	Yes	No	1
Millbrae	Yes	Yes	na	na	No	Yes	No	None
Milpitas	No	Yes	Yes	Yes	No	No	—	None
Mission Viejo	No	Yes	Yes	Yes	Yes	No	—	9

Section II: State Laws and Local Ordinances

State Community	100% Smoke free	Mtg Rooms	Desig Own Area	NS Pref	Non retali- ation	Comm Work Areas	Sep Vent Rooms	Size Exempt
California (Cont.)								
Modesto	Yes	Yes	na	na	Yes	Yes	No	None
Monterey	No	Yes	Yes	Yes	Yes	Yes	—	None
Monterey Co.	Yes	Yes	na	na	Yes	Yes	No	None
Moorpark	Yes	Yes	na	na	No	Yes	No	1
Moraga	No	Yes	Yes	Yes	Yes	No	—	3
Moreno Valley	No	Yes	Yes	Yes	Yes	Yes	No	None
Morgan Hill	No	Yes	Yes	Yes	No	No	—	3
Morro Bay	No	No	No	Yes	No	No	—	None
Mountain View	Yes	Yes	na	na	No	Yes	No	None
Napa	Yes	Yes	na	na	Yes	Yes	No	None
Napa Co.	Yes	Yes	na	na	Yes	Yes	No	None
National City	No	Yes	No	No	No	No	—	None
Nevada City	No	Yes	Yes	Yes	Yes	No	No	None
Nevada Co.	No	Yes	Yes	Yes	Yes	No	No	None
Newark	No	Yes	Yes	No	Yes	No	No	3
Newport Beach	No	No	Yes	No	No	No	—	3
Novato	Yes	Yes	na	na	Yes	Yes	Yes	None
Oakdale	No	Yes	Yes	Yes	No	No	—	None
Oakland	Yes	Yes	na	na	Yes	Yes	—	None
Oceanside	No	Yes	No	No	No	No	—	None
Ojai	Yes	Yes	na	na	Yes	Yes	No	None
Ontario	No	Yes	Yes	Yes	No	No	—	None
Orange Co.	No	Yes	—	na	Yes	Yes	No	None
Orinda	Yes	Yes	na	na	Yes	Yes	—	None
Oroville	No	Yes	Yes	Yes	Yes	No	—	4
Oxnard	No	Yes	No	No	No	No	—	None
Palm Desert	No	Yes	No	Yes	Yes	No	—	None
Palm Springs	No	Yes	Yes	Yes	No	No	—	None
Palmdale	No	No	No	No	Yes	No	—	None
Palo Alto	Yes	Yes	na	na	Yes	Yes	Yes	None
Paradise	Yes	Yes	na	na	Yes	Yes	—	None
Pasadena	Yes	Yes	na	na	Yes	Yes	No	1
Patterson	Yes	Yes	na	na	Yes	Yes	No	None
Petaluma	Yes	Yes	na	na	Yes	Yes	No	None
Piedmont	No	Yes	Yes	Yes	Yes	No	—	None
Pinole	Yes	Yes	na	na	Yes	Yes	—	None
Pittsburg	Yes	Yes	na	na	Yes	Yes	Yes	1
Placer Co.	Yes	Yes	na	na	Yes	Yes	No	None
Placerville	Yes	Yes	na	na	Yes	Yes	—	None
Pleasant Hill	Yes	Yes	na	na	Yes	Yes	—	None
Pleasanton	Yes	Yes	na	na	Yes	Yes	Yes	None
Port Hueneme	No	Yes	No	Yes	No	No	No	None
Poway	No	No	No	No	Yes	Yes	No	None

Smoking and Tobacco Control Monograph No. 11

State Community	100% Smoke free	Mtg Rooms	Desig Own Area	NS Pref	Non retali- ation	Comm Work Areas	Sep Vent Rooms	Size Exempt
California (Cont.)								
Rancho Mirage	No	Yes	Yes	Yes	No	No	—	None
Redding	Yes	Yes	na	na	Yes	Yes	No	None
Redlands	No	Yes	Yes	Yes	No	No	—	3
Redwood City	No	Yes	Yes	Yes	No	No	—	None
Rialto	No	Yes	Yes	Yes	Yes	No	—	24
Richmond	Yes	Yes	na	na	Yes	Yes	No	None
Riverside	No	Yes	Yes	Yes	No	No	—	None
Riverside Co.	No	Yes	Yes	Yes	No	No	—	None
Rohnert Park	No	Yes	Yes	Yes	Yes	No	No	3
Roseville	Yes	Yes	na	na	Yes	Yes	—	None
Sacramento	Yes	Yes	na	na	Yes	Yes	—	None
Sacramento Co.	Yes	Yes	na	na	Yes	Yes	—	1
Salinas	Yes	Yes	na	na	Yes	Yes	Yes	None
San Anselmo	Yes	Yes	na	na	Yes	Yes	No	None
San Bernardino	Yes	Yes	na	na	Yes	Yes	No	None
San Bernardino Co.	No	No	No	No	Yes	No	—	9
San Bruno	No	No	No	Yes	Yes	No	—	None
San Carlos	Yes	Yes	na	na	Yes	Yes	No	None
San Clemente	No	No	No	No	No	No	—	3
San Diego	Yes	Yes	na	na	Yes	Yes	Yes	None
San Diego Co.	No	Yes	No	No	No	Yes	—	None
San Francisco	Yes	Yes	na	na	No	Yes	No	None
San Jose	Yes	Yes	na	na	Yes	Yes	No	None
San Juan Bautista	Yes	Yes	na	na	No	Yes	No	None
San Juan Capistrano	No	Yes	Yes	Yes	No	No	No	2
San Leandro	No	Yes	No	No	Yes	No	—	4
San Luis Obispo	Yes	Yes	na	na	No	Yes	Yes	None
San Marcos	No	No	No	No	No	No	—	None
San Mateo	Yes	Yes	na	na	Yes	Yes	No	None
San Mateo Co.	Yes	Yes	na	na	Yes	Yes	—	None
San Pablo	No	Yes	Yes	Yes	Yes	No	—	3
San Rafael	Yes	Yes	na	na	Yes	Yes	No	None
San Ramon	Yes	Yes	na	na	Yes	Yes	No	None
Santa Ana	Yes	Yes	na	na	No	Yes	No	None
Santa Barbara	No	Yes	Yes	Yes	No	No	—	None
Santa Barbara Co.	Yes	Yes	na	na	No	Yes	Yes	5
Santa Clara	Yes	Yes	na	na	Yes	Yes	No	None
Santa Clara Co.	Yes	Yes	na	na	Yes	Yes	No	None
Santa Clarita	Yes	Yes	na	na	No	Yes	No	1
Santa Cruz	Yes	Yes	na	na	Yes	Yes	No	None
Santa Cruz Co.	Yes	Yes	na	na	Yes	Yes	No	None
Santa Maria	No	Yes	Yes	Yes	Yes	No	—	None
Santa Rosa	Yes	Yes	na	na	No	Yes	No	None

Section II: State Laws and Local Ordinances

State Community	100% Smoke free	Mtg Rooms	Desig Own Area	NS Pref	Non retali- ation	Comm Work Areas	Sep Vent Rooms	Size Exempt
California (Cont.)								
Santee	No	Yes	No	No	No	No	—	None
Saratoga	Yes	Yes	na	na	No	Yes	No	None
Sausalito	Yes	Yes	na	na	Yes	Yes	No	None
Scotts Valley	Yes	Yes	na	na	Yes	Yes	No	None
Seaside	No	No	No	Yes	No	No	—	None
Sebastopol	Yes	Yes	na	na	Yes	Yes	No	None
Shafter	Yes	Yes	na	na	Yes	Yes	No	2
Shasta Co.	Yes	Yes	na	na	Yes	Yes	No	None
Shasta Lake	Yes	Yes	na	na	Yes	Yes	No	None
Solana Beach	Yes	Yes	na	na	Yes	Yes	Yes	None
Solano Co.	Yes	Yes	na	na	Yes	Yes	—	None
Solvang	No	No	No	Yes	No	No	—	None
Sonoma	Yes	Yes	na	na	Yes	Yes	—	None
Sonoma Co.	Yes	Yes	na	na	Yes	Yes	No	None
South Lake Tahoe	Yes	Yes	na	na	Yes	Yes	—	1
South San Francisco	Yes	Yes	na	na	Yes	Yes	—	None
Stanislaus Co.	Yes	Yes	na	na	Yes	Yes	—	None
Stockton	No	Yes	Yes	No	Yes	No	—	None
Sunnyvale	No	Yes	Yes	Yes	Yes	No	—	3
Sutter Co.	No	Yes	Yes	Yes	No	No	—	None
Temecula	No	Yes	Yes	Yes	No	No	—	None
Thousand Oaks	No	No	Yes	No	No	No	—	4
Tiburon	Yes	Yes	na	na	Yes	Yes	No	None
Torrance	No	Yes	Yes	Yes	Yes	No	—	None
Tracy	Yes	Yes	na	na	Yes	Yes	No	None
Truckee	No	Yes	Yes	Yes	Yes	No	No	None
Tuolumne Co.	Yes	Yes	na	na	Yes	Yes	No	None
Turlock	Yes	Yes	na	na	No	Yes	Yes	None
Tustin	No	No	No	No	No	No	No	None
Ukiah	Yes	Yes	na	na	Yes	Yes	No	None
Union City	Yes	Yes	na	na	Yes	Yes	No	None
Vacaville	No	Yes	Yes	Yes	Yes	No	—	3
Vallejo	Yes	Yes	na	na	Yes	Yes	No	None
Ventura	Yes	Yes	na	na	Yes	Yes	No	None
Ventura Co.	Yes	Yes	na	na	No	Yes	No	None
Victorville	No	No	No	No	No	No	—	None
Visalia	Yes	Yes	na	na	Yes	Yes	—	None
Vista	No	No	No	No	Yes	Yes	No	None
Walnut	No	Yes	No	No	No	Yes	—	None
Walnut Creek	Yes	Yes	na	na	Yes	Yes	—	2
Waterford	No	Yes	Yes	Yes	Yes	No	No	3
Watsonville	Yes	Yes	na	na	Yes	Yes	No	None
West Hollywood	No	Yes	Yes	Yes	Yes	Yes	No	None

State Community	100% Smoke free	Mtg Rooms	Desig Own Area	NS Pref	Non retali- ation	Comm Work Areas	Sep Vent Rooms	Size Exempt
California (Cont.)								
West Sacramento	No	Yes	Yes	Yes	Yes	Yes	—	None
Westlake Village	Yes	Yes	na	na	No	Yes	Yes	None
Wheatland	No	Yes	Yes	Yes	No	No	—	None
Whittier	Yes	Yes	na	na	Yes	Yes	—	None
Willows	No	Yes	Yes	Yes	Yes	Yes	—	None
Woodside	No	Yes	Yes	Yes	Yes	Yes	—	None
Yolo Co.	No	Yes	Yes	Yes	No	No	—	None
Yorba Linda	No	Yes	Yes	Yes	No	No	—	10
Yountville	Yes	Yes	na	na	Yes	Yes	No	None
Yuba City	No	Yes	Yes	Yes	Yes	No	—	None
Colorado								
Arapahoe Co.	No	No	No	No	No	No	No	None
Arvada	No	No	No	No	No	No	—	None
Aspen	No	Yes	Yes	Yes	Yes	No	—	None
Aurora	No	Yes	Yes	Yes	No	No	—	None
Boulder	Yes	Yes	na	na	No	Yes	No	None
Boulder Co.	No	No	Yes	Yes	No	No	No	None
Broomfield	No	No	No	No	No	No	—	None
Canon City	No	No	No	Yes	No	No	—	None
Carbondale	No	No	Yes	Yes	No	No	—	None
Colorado Springs	No	No	Yes	Yes	Yes	No	—	None
Denver	No	No	Yes	Yes	Yes	No	No	4
Englewood	No	Yes	Yes	Yes	No	No	—	None
Fort Collins	No	Yes	Yes	Yes	No	No	No	None
Glenwood Springs	No	No	Yes	Yes	No	No	No	None
Golden	No	Yes	No	No	No	No	—	None
Grand Junction	No	Yes	No	No	No	No	—	2
Greeley	No	Yes	Yes	Yes	No	No	—	None
Greenwood Village	No	No	No	No	No	No	—	2
Jefferson Co.	No	No	No	Yes	No	No	—	None
Lakewood	No	No	Yes	Yes	No	No	No	None
Larimer Co.	No	No	Yes	Yes	Yes	No	No	None
Littleton	No	No	No	Yes	Yes	No	—	2
Longmont	No	Yes	Yes	Yes	No	No	—	None
Loveland	No	Yes	Yes	No	No	No	—	None
Parker	No	No	No	Yes	Yes	No	—	2
Pitkin Co.	No	Yes	Yes	Yes	Yes	Yes	No	None
Pueblo	No	No	No	Yes	No	No	No	None
Snowmass Village	No	Yes	No	Yes	Yes	No	—	None
Telluride	No	Yes	Yes	Yes	Yes	No	—	None
Thornton	No	No	No	No	Yes	No	—	None
Trinidad	No	No	No	Yes	No	No	—	None

Section II: State Laws and Local Ordinances

State Community	100% Smoke free	Mtg Rooms	Desig Own Area	NS Pref	Non retali- ation	Comm Work Areas	Sep Vent Rooms	Size Exempt
Colorado (Cont.)								
Vail	No	Yes	No	Yes	Yes	No	No	None
Weld Co.	Yes	Yes	na	na	No	Yes	—	None
Westminster	No	No	No	No	Yes	No	No	None
Wheat Ridge	No	No	No	No	Yes	No	—	None
Connecticut	No	No	No	No	No	No	No	20
Delaware	No	No	No	No	No	No	No	None
Dover	No	Yes	No	Yes	Yes	No	No	24
Wilmington	No	Yes	No	Yes	Yes	No	—	24
District of Columbia	No	No	No	No	No	No	—	None
Florida	No	No	No	No	No	No	No	None
Georgia	No	No	No	No	No	No	No	None
Albany	Yes	Yes	na	na	No	Yes	Yes	None
Athens/Clark Co.	No	Yes	—	na	No	Yes	No	None
Chatham Co.	No	Yes	No	No	No	Yes	No	None
Decatur	No	No	No	No	No	No	No	None
DeKalb Co.	No	Yes	Yes	No	No	Yes	No	None
Fulton Co.	No	No	Yes	Yes	No	No	No	None
Gainesville	No	No	No	No	No	No	No	None
Gwinnett Co.	No	No	Yes	Yes	No	No	No	None
Hall Co.	No	No	No	No	No	No	No	None
Savannah	No	Yes	—	na	No	Yes	No	None
Snellville	No	No	No	No	No	No	—	None
Hawaii	No	Yes	No	No	No	No	No	None
Honolulu	Yes	Yes	na	na	No	Yes	No	None
Maui Co.	Yes	Yes	na	na	No	Yes	No	None
Idaho	Yes	Yes	na	na	No	Yes	No	None
Illinois	No	No	No	No	No	No	No	None
Arlington Heights	No	Yes	Yes	Yes	Yes	No	—	8
Chicago	No	No	Yes	Yes	Yes	No	No	None
Des Plaines	No	Yes	Yes	Yes	No	No	—	9
Elgin	No	Yes	No	No	No	Yes	—	None
Hoffman Estates	No	Yes	Yes	Yes	No	No	—	14
Oak Park	No	No	No	No	No	No	—	None
Orland Park	No	Yes	Yes	No	No	No	—	None
Rockford	No	No	No	No	Yes	No	—	None
Skokie	No	Yes	Yes	No	No	No	—	8
Wilmette	No	No	Yes	Yes	No	No	—	None

State Community	100% Smoke free	Mtg Rooms	Desig Own Area	NS Pref	Non retali- ation	Comm Work Areas	Sep Vent Rooms	Size Exempt
Indiana	No	No	No	No	No	No	No	None
Fort Wayne	No	Yes	No	No	Yes	Yes	No	None
Iowa	No	No	No	No	No	No	No	None
Kansas	No	No	No	No	No	No	No	None
Lawrence	No	Yes	Yes	No	Yes	No	No	None
Overland Park	No	Yes	Yes	No	No	Yes	Yes	None
Topeka	No	Yes	Yes	Yes	Yes	Yes	No	None
Kentucky	No	No	No	No	No	No	No	None
Louisiana	No	No	No	No	No	No	No	24
Baton Rouge	No	No	No	No	No	No	No	None
Calcasieu Parish	No	No	Yes	No	Yes	Yes	No	15
Catahoula Parish	No	Yes	No	No	No	Yes	No	1
E. Baton Rouge Parish	No	No	No	No	No	No	No	None
Jefferson Parish	No	No	Yes	No	Yes	Yes	No	15
Lake Charles	No	Yes	Yes	No	Yes	No	—	15
New Orleans	No	Yes	Yes	No	Yes	No	—	15
Sulphur	No	Yes	Yes	No	Yes	No	No	15
Maine	No	No	No	No	No	No	No	None
Maryland	Yes	Yes	na	na	No	Yes	Yes	None
Anne Arundel Co.	No	No	No	No	No	No	No	49
Baltimore Co.	Yes	Yes	na	na	No	Yes	No	None
Gaithersburg	No	No	No	No	No	No	No	None
Howard Co.	No	Yes	Yes	Yes	Yes	Yes	No	None
Montgomery Co.	No	Yes	Yes	No	Yes	Yes	No	2
Prince George's Co.	No	Yes	Yes	Yes	Yes	Yes	—	None
Takoma Park	No	No	No	No	Yes	Yes	—	None
Talbot Co.	Yes	Yes	na	na	Yes	Yes	Yes	None
Massachusetts	No	No	No	No	No	No	No	None
Acushnet	No	No	No	No	No	No	Yes	1
Agawam	No	No	No	No	No	No	No	None
Amherst	Yes	Yes	na	na	No	Yes	No	1
Arlington	Yes	Yes	na	na	No	Yes	No	1
Attleboro	Yes	Yes	na	na	Yes	Yes	Yes	None
Bedford	No	No	No	No	No	No	No	2
Bellingham	No	Yes	No	No	No	Yes	Yes	1
Belmont	No	Yes	No	No	No	Yes	No	None
Boston	No	No	No	Yes	Yes	No	No	None
Brookline	Yes	Yes	na	na	Yes	Yes	No	2
Burlington	No	No	No	No	No	No	No	1

Section II: State Laws and Local Ordinances

State Community	100% Smoke free	Mtg Rooms	Desig Own Area	NS Pref	Non retali- ation	Comm Work Areas	Sep Vent Rooms	Size Exempt
Massachusetts (Cont.)								
Cambridge	No	Yes	Yes	Yes	No	No	—	None
Canton	No	Yes	Yes	Yes	Yes	No	No	4
Chelmsford	No	No	No	No	No	No	—	None
Cohasset	No	No	No	No	No	No	No	None
Concord	No	Yes	Yes	Yes	Yes	No	No	None
Dover	No	No	No	No	No	Yes	No	1
Dudley	No	No	No	No	No	No	No	None
East Longmeadow	Yes	Yes	na	na	No	Yes	No	None
Easthampton	Yes	Yes	na	na	No	Yes	Yes	None
Falmouth	Yes	Yes	na	na	No	Yes	Yes	None
Foxborough	No	No	—	na	No	No	No	1
Gardner	Yes	Yes	na	na	Yes	Yes	No	None
Gloucester	No	Yes	No	No	No	No	No	1
Great Barrington	No	Yes	Yes	No	No	No	—	None
Greenfield	Yes	Yes	na	na	No	Yes	Yes	None
Haverhill	Yes	Yes	na	na	Yes	Yes	No	None
Hingham	No	No	No	No	No	Yes	No	1
Holden	Yes	Yes	na	na	No	Yes	No	None
Holyoke	Yes	Yes	na	na	No	Yes	Yes	1
Lawrence	No	Yes	Yes	Yes	Yes	Yes	No	None
Lee	No	No	No	No	No	Yes	No	1
Lenox	No	No	No	No	No	Yes	No	1
Leominster	No	No	No	Yes	No	No	No	None
Lexington	Yes	Yes	na	na	No	Yes	No	None
Lowell	Yes	Yes	na	na	No	Yes	No	None
Mansfield	No	Yes	No	No	No	Yes	—	None
Marion	No	No	No	No	No	No	No	None
Mashpee	No	No	No	Yes	No	No	No	2
Medfield	No	Yes	No	No	No	Yes	Yes	1
Methuen	No	No	Yes	No	Yes	No	No	None
Middleton	No	Yes	Yes	Yes	Yes	Yes	No	None
Millis	No	No	No	Yes	No	No	—	None
Milton	Yes	Yes	na	na	Yes	Yes	No	None
Montague	Yes	Yes	na	na	No	Yes	Yes	None
Nahant	No	Yes	No	No	Yes	Yes	No	None
Natick	No	Yes	No	Yes	No	Yes	No	None
Needham	No	No	No	Yes	No	No	No	1
Newton	No	Yes	No	Yes	Yes	Yes	No	None
North Andover	No	Yes	Yes	Yes	Yes	No	No	None
North Attleboro	No	No	No	No	No	Yes	No	1
Northampton	Yes	Yes	na	na	No	Yes	Yes	None
Norton	Yes	Yes	na	na	No	Yes	No	None
Norwell	Yes	Yes	na	na	No	Yes	Yes	2

Smoking and Tobacco Control Monograph No. 11

State Community	100% Smoke free	Mtg Rooms	Desig Own Area	NS Pref	Non retali- ation	Comm Work Areas	Sep Vent Rooms	Size Exempt
Massachusetts (Cont.)								
Oak Bluffs	No	No	No	No	No	No	Yes	1
Orange	Yes	Yes	na	na	No	Yes	Yes	None
Plainville	No	No	No	No	No	Yes	No	1
Plymouth	No	No	No	No	No	No	Yes	1
Revere	No	No	No	No	No	No	No	None
Sandwich	No	Yes	No	No	No	Yes	No	1
Saugus	Yes	Yes	na	na	Yes	Yes	No	None
Sharon	No	No	No	No	Yes	Yes	No	1
Somerville	No	Yes	Yes	No	No	No	No	1
Southwick	No	No	No	No	No	No	No	1
Stockbridge	No	No	No	No	No	Yes	No	1
Sudbury	No	Yes	No	Yes	No	No	No	None
Townsend	No	No	No	No	No	No	—	None
Wakefield	Yes	Yes	na	na	Yes	Yes	No	None
Walpole	No	No	No	No	Yes	No	No	None
Watertown	No	No	No	No	No	No	—	None
Wellesley	No	No	Yes	Yes	Yes	No	—	None
West Springfield	No	No	No	Yes	No	No	No	1
Westborough	Yes	Yes	na	na	No	Yes	Yes	1
Westfield	Yes	Yes	na	na	Yes	Yes	Yes	None
Westford	No	No	No	No	No	No	—	None
Westwood	No	No	No	Yes	Yes	No	No	1
Williamstown	Yes	Yes	na	na	No	Yes	Yes	1
Michigan								
Detroit	No	No	Yes	Yes	No	No	No	1
East Lansing	No	Yes	Yes	Yes	Yes	Yes	No	1
Marquette	Yes	Yes	na	na	Yes	Yes	No	None
Marquette Co.	No	Yes	Yes	Yes	Yes	No	No	None
Pontiac	No	Yes	No	Yes	No	Yes	No	None
Minnesota								
Mississippi								
Missouri								
Brentwood	Yes	Yes	na	na	No	Yes	No	None
Columbia	No	Yes	No	No	No	Yes	No	None
Independence	No	Yes	No	No	No	No	—	None
Jefferson	No	No	No	No	No	No	—	2
Kansas City	No	No	No	No	No	No	—	None
Montana								
	No	No	No	No	No	No	No	1

Section II: State Laws and Local Ordinances

State Community	100% Smoke free	Mtg Rooms	Desig Own Area	NS Pref	Non retali- ation	Comm Work Areas	Sep Vent Rooms	Size Exempt
Nebraska	No	No	Yes	No	No	No	No	None
Nevada	No	No	No	No	No	No	No	None
New Hampshire	No	No	No	No	No	No	No	4
New Jersey	No	No	No	Yes	No	No	No	49
Bayonne	Yes	Yes	na	na	No	Yes	No	None
Highland Park	Yes	Yes	na	na	Yes	Yes	No	None
Medford	Yes	Yes	na	na	No	Yes	No	None
New Mexico	No	No	No	No	No	No	No	None
Albuquerque	No	Yes	Yes	No	No	No	—	None
Las Cruces	No	Yes	No	No	No	Yes	No	None
Los Alamos	No	Yes	No	No	No	Yes	No	None
New York	No	No	No	No	No	No	No	None
Chautauqua Co.	No	Yes	Yes	Yes	No	No	—	None
Erie Co.	Yes	Yes	na	na	Yes	Yes	Yes	None
Livingston Co.	No	Yes	No	No	No	Yes	Yes	None
Monroe Co.	Yes	Yes	na	na	No	Yes	Yes	None
Nassau Co.	No	Yes	Yes	No	No	Yes	Yes	None
New York City	No	Yes	Yes	Yes	Yes	Yes	Yes	None
Niagara Co.	Yes	Yes	na	na	Yes	Yes	Yes	None
Ontario Co.	No	Yes	Yes	Yes	No	No	—	None
Rockland Co.	No	No	Yes	Yes	No	No	No	None
Suffolk Co.	No	Yes	Yes	Yes	No	No	No	50
Westchester Co.	No	No	Yes	No	No	Yes	No	None
North Carolina	No	No	No	No	No	No	No	None
Boone	No	No	No	No	No	No	No	None
Buncombe Co.	Yes	Yes	na	na	No	Yes	Yes	None
Burke Co.	Yes	Yes	na	na	No	Yes	Yes	None
Caldwell Co.	No	No	No	No	No	No	No	None
Carrboro	No	Yes	—	na	No	Yes	Yes	None
Catawba Co.	Yes	Yes	na	na	No	Yes	Yes	None
Chapel Hill	No	No	No	No	Yes	No	No	None
Chatham Co.	Yes	Yes	na	na	No	Yes	Yes	None
Cleveland Co.	No	No	No	No	No	No	No	None
Craven Co.	Yes	Yes	na	na	Yes	Yes	Yes	None
Davie Co.	Yes	Yes	na	na	No	Yes	No	None
Durham Co.	No	No	No	No	No	No	No	None
Gaston Co.	No	No	No	No	No	No	No	None
Guilford Co.	No	Yes	No	No	Yes	Yes	No	None
Halifax Co.	No	No	No	No	No	No	No	None
Haywood Co.	No	Yes	No	No	No	Yes	No	None

Smoking and Tobacco Control Monograph No. 11

State Community	100% Smoke free	Mtg Rooms	Desig Own Area	NS Pref	Non retali- ation	Comm Work Areas	Sep Vent Rooms	Size Exempt
North Carolina (Cont.)								
Henderson Co.	Yes	Yes	na	na	No	Yes	Yes	None
Lee Co.	No	No	No	No	No	No	No	None
Montreat	Yes	Yes	na	na	Yes	Yes	No	None
New Hanover	Yes	Yes	na	na	No	Yes	Yes	None
New Hanover Co.	Yes	Yes	na	na	No	Yes	Yes	None
Northampton Co.	No	No	No	No	No	No	No	None
Onslow Co.	No	Yes	No	No	No	Yes	Yes	None
Orange Co.	Yes	Yes	na	na	No	Yes	Yes	None
Raleigh	No	No	No	No	No	No	No	None
Wake Co.	Yes	Yes	na	na	No	Yes	Yes	None
Wilkes Co.	Yes	Yes	na	na	No	Yes	Yes	None
Wilmington	No	No	No	No	No	No	No	None
Wrightsville Beach	No	No	No	No	No	No	No	None
North Dakota	No	No	No	No	No	No	No	None
Ohio	No	No	No	No	No	No	No	None
Akron	No	No	No	Yes	No	No	No	24
Barberton	No	Yes	Yes	Yes	Yes	No	—	25
Beachwood	No	Yes	Yes	No	No	No	—	None
Cincinnati	No	Yes	No	Yes	Yes	No	No	None
Cleveland	No	Yes	Yes	Yes	Yes	No	—	None
Cleveland Heights	No	Yes	Yes	Yes	No	No	—	None
Columbus	Yes	Yes	na	na	Yes	Yes	Yes	None
Delaware	No	No	No	Yes	Yes	No	No	None
Eastlake	No	No	No	Yes	No	No	No	None
Euclid	No	No	No	Yes	No	No	—	None
Findlay	No	No	Yes	Yes	Yes	No	No	None
Hancock Co.	No	Yes	No	Yes	Yes	Yes	No	None
Knox Co.	Yes	Yes	na	na	No	Yes	No	None
Lakewood	No	Yes	Yes	Yes	Yes	No	—	None
Licking Co.	No	Yes	Yes	Yes	Yes	Yes	No	None
Lorain	No	No	Yes	Yes	Yes	No	—	24
Maple Heights	No	Yes	Yes	No	Yes	No	—	None
Mayfield Village	No	Yes	Yes	Yes	Yes	No	—	None
Muskingum Co.	No	Yes	No	Yes	Yes	Yes	No	None
Newark	No	Yes	—	No	Yes	Yes	No	None
Parma	No	Yes	Yes	No	Yes	No	—	None
Parma Heights	No	Yes	No	Yes	Yes	No	—	None
Shaker Heights	No	Yes	Yes	Yes	Yes	No	—	None
Summit Co.	No	No	No	Yes	Yes	No	—	24
Toledo	No	Yes	Yes	Yes	Yes	No	—	None
University Heights	No	Yes	Yes	Yes	No	No	—	None

Section II: State Laws and Local Ordinances

State Community	100% Smoke free	Mtg Rooms	Desig Own Area	NS Pref	Non retali- ation	Comm Work Areas	Sep Vent Rooms	Size Exempt
Ohio (Cont.)								
Warren	No	No	No	No	Yes	No	—	14
Warren City	No	Yes	Yes	Yes	Yes	Yes	No	14
Xenia	No	No	No	Yes	No	No	—	None
Zanesville	Yes	Yes	na	na	Yes	Yes	No	None
Oklahoma								
	No	No	No	No	No	No	No	None
Oregon								
Benton Co.	Yes	Yes	na	na	Yes	Yes	No	None
Corvallis	Yes	Yes	na	na	Yes	Yes	No	None
Eugene	No	No	No	No	No	No	—	None
Pennsylvania								
Erie	No	Yes	Yes	No	Yes	No	—	None
Lower Merion	No	Yes	No	No	No	No	—	None
Pittsburgh	No	No	Yes	No	No	No	—	None
State College	No	No	No	No	No	No	—	None
Rhode Island								
	No	No	No	Yes	No	No	Yes	None
South Carolina								
Hampton Co.	No	No	No	No	No	No	—	None
Spartanburg	No	No	No	No	No	No	No	None
South Dakota								
Sioux Falls	Yes	Yes	na	na	No	Yes	No	None
	No	No	No	No	No	No	—	None
Tennessee								
	No	No	No	No	No	No	No	None
Texas								
Abilene	No	No	No	No	No	No	No	None
Addison	No	No	No	No	Yes	No	—	10
Arlington	Yes	Yes	na	na	Yes	Yes	Yes	None
Austin	Yes	Yes	na	na	No	Yes	Yes	None
Baytown	No	No	No	No	No	No	No	None
Bellaire	Yes	Yes	na	na	No	Yes	No	None
Brownsville	No	Yes	Yes	No	Yes	No	—	5
Colleyville	No	No	No	Yes	No	No	—	None
Corpus Christi	No	Yes	Yes	Yes	No	No	No	None
Dallas	No	No	No	Yes	Yes	No	No	4
Desoto	No	Yes	No	No	Yes	Yes	—	4
El Paso	No	No	No	No	No	No	—	None
Fort Worth	No	Yes	Yes	Yes	Yes	Yes	Yes	None
Galveston	No	No	No	Yes	No	No	—	None
Greenville	No	No	No	Yes	No	No	—	None
Houston	No	No	No	Yes	No	No	—	19
Keller	Yes	Yes	na	na	No	Yes	No	None
Kerr Co.	No	Yes	Yes	Yes	Yes	No	—	None

Smoking and Tobacco Control Monograph No. 11

State Community	100% Smoke free	Mtg Rooms	Desig Own Area	NS Pref	Non retali- ation	Comm Work Areas	Sep Vent Rooms	Size Exempt
Texas (Cont.)								
Kerrville	No	No	No	Yes	No	No	—	None
Lubbock	No	No	No	No	No	No	No	None
McAllen	No	No	No	No	No	No	—	None
Midland	No	No	No	No	No	No	—	10
New Braunfels	Yes	Yes	na	na	No	Yes	—	None
Richardson	No	No	No	No	Yes	No	—	4
Rockwall	No	No	No	No	No	No	—	None
Round Rock	No	No	No	Yes	No	No	No	None
Seguin	No	No	No	No	No	No	—	None
Southlake	No	No	No	No	Yes	No	No	1
Sugar Land	No	No	No	No	No	No	—	None
Texarkana	No	Yes	No	No	No	No	—	None
Travis Co.	No	No	No	Yes	No	No	—	None
Tyler	No	No	No	No	No	No	—	None
West Lake Hills	No	No	No	Yes	No	No	No	None
Wichita Falls	Yes	Yes	na	na	Yes	Yes	Yes	None
Utah	No	No	No	No	No	No	No	None
Vermont	No	Yes	No	No	No	Yes	No	None
Burlington	No	No	No	No	No	No	—	None
Virginia	No	No	No	No	No	No	No	None
Albemarle Co.	No	No	No	No	No	Yes	—	4
Charlottesville	No	No	Yes	No	No	No	—	4
Chesapeake	No	No	No	No	No	No	—	None
Newport News	No	No	No	No	No	No	—	None
Prince William Co.	No	Yes	No	No	No	No	—	None
Stafford Co.	No	Yes	Yes	No	No	No	—	None
Washington	Yes	Yes	na	na	No	Yes	Yes	None
King Co.	No	Yes	No	No	No	No	—	None
Pierce Co.	No	Yes	Yes	Yes	Yes	No	—	None
Seattle	No	No	No	No	No	No	—	None
West Virginia	No	No	No	No	No	No	No	None
Belmont	No	No	No	Yes	No	No	No	None
Boone Co.	No	Yes	Yes	No	Yes	Yes	No	None
Braxton Co.	No	Yes	Yes	Yes	Yes	Yes	No	None
Brooke Co.	Yes	Yes	na	na	No	Yes	Yes	None
Cabell Co.	No	Yes	Yes	Yes	Yes	Yes	No	None
Calhoun Co.	No	No	Yes	Yes	Yes	Yes	No	None
Clay Co.	No	No	Yes	Yes	Yes	Yes	No	None
Fairmont	No	Yes	No	No	No	No	—	None
Gilmer Co.	No	No	Yes	Yes	Yes	Yes	No	None

Section II: State Laws and Local Ordinances

State Community	100% Smoke free	Mtg Rooms	Desig Own Area	NS Pref	Non retali- ation	Comm Work Areas	Sep Vent Rooms	Size Exempt
West Virginia (Cont.)								
Grant Co.	No	Yes	Yes	Yes	Yes	Yes	No	None
Greenbrier	No	No	Yes	Yes	Yes	Yes	No	None
Greenbrier Co.	No	No	Yes	Yes	Yes	Yes	No	None
Hampshire Co.	No	Yes	Yes	Yes	Yes	Yes	No	None
Jackson Co.	No	Yes	Yes	Yes	Yes	Yes	No	None
Kanawha Co.	No	No	Yes	Yes	Yes	No	No	None
Lincoln Co.	Yes	Yes	na	na	Yes	Yes	No	None
Marshall Co.	No	No	Yes	Yes	Yes	Yes	No	None
McDowell Co.	No	No	Yes	Yes	Yes	Yes	No	None
Mercer Co.	No	No	Yes	Yes	Yes	No	No	None
Monongalia Co.	No	No	Yes	Yes	Yes	No	—	None
Monroe Co.	No	Yes	Yes	Yes	Yes	Yes	No	None
Morgan Co.	No	No	Yes	Yes	No	Yes	No	None
Morgantown	No	No	Yes	Yes	Yes	Yes	No	None
Nicholas Co.	No	No	Yes	Yes	Yes	Yes	No	1
Pendleton Co.	No	No	Yes	Yes	Yes	No	No	None
Pleasants Co.	No	No	Yes	Yes	Yes	Yes	No	None
Princeton	No	No	No	Yes	No	Yes	No	None
Putnam Co.	No	Yes	Yes	Yes	Yes	Yes	No	None
Raleigh Co.	No	Yes	Yes	Yes	Yes	Yes	No	None
Randolph Co.	No	No	Yes	Yes	Yes	No	No	None
Ritchie Co.	No	No	Yes	Yes	Yes	Yes	No	None
Roane Co.	No	No	Yes	Yes	Yes	Yes	No	None
Upshur Co.	No	No	Yes	Yes	Yes	Yes	No	None
Wayne Co.	No	No	Yes	Yes	Yes	Yes	No	None
Webster Co.	No	No	Yes	Yes	Yes	Yes	No	None
Wheeling- Ohio Co.	No	Yes	Yes	Yes	Yes	Yes	No	None
Wirt Co.	No	No	Yes	Yes	Yes	Yes	No	None
Wood Co.	No	No	Yes	Yes	Yes	Yes	No	None
Wyoming Co.	Yes	Yes	na	na	Yes	Yes	No	None
Wisconsin								
Dane Co.	Yes	Yes	na	na	No	Yes	No	None
Rice Lake	No	No	No	No	No	No	No	None
Wyoming								
Casper	No	No	No	No	No	No	Yes	None
Laramie	No	Yes	No	Yes	No	Yes	—	None
Laramie	No	No	No	No	No	No	—	None

ADVERTISING RESTRICTIONS

SUMMARY TABLE 3 This table gives a tally of the various advertising restrictions listed in Chart 5, giving state totals for location/zoning, public transit, and retailer restrictions.

Total: This column lists the total number of local communities with at least one kind of advertising restriction in place.

Location/Zoning: This column lists the total number of local communities with ordinances that have location or zoning restrictions on tobacco advertising.

Public Transit: This column lists the total number of local communities with ordinances that restrict tobacco advertising on forms of public transportation (*e.g.*, buses, taxis).

Retailer Restrictions: This column lists the total number of local communities with ordinances that restrict the placement of tobacco advertising in retail stores.

CHART 5 This chart lists local ordinances designed to restrict tobacco advertising. There are 68 local tobacco advertising ordinances listed herein.

Last Amendment: This column indicates when a community enacted or last amended an ordinance with tobacco advertising restrictions. In the case of ordinances that have been amended following original adoption, the column reflects the date of the latest amendment. Those ordinances that have been amended following original adoption are indicated by an asterisk next to the date.

Location/Zoning Restrictions: A "Yes" in this column indicates that placement of tobacco advertisements (*e.g.*, billboards, storefront signs, placards) is severely restricted in specified publicly visible locations (*e.g.*, within 1,000 feet of school property) or allowed only within specified locations (*e.g.*, commercial or industrial zones, fronting interstate highways).

Public Transit: A "Yes" in this column indicates that placement of tobacco advertising is restricted on forms of public transportation (*e.g.* buses, taxis).

Retailer Restrictions: A "Yes" in this column indicates that placement of tobacco advertising in tobacco retail stores is restricted (*e.g.*, prohibiting advertisements visible to the street, point-of-purchase restrictions).

Tombstone Exemption: A "Yes" in this column indicates that generic tobacco advertisements providing factual information such as price and availability without adornment or other brand advertising are allowed in areas where tobacco advertising is otherwise restricted.

Note: An entry of “—” in a field indicates that information is not available for that provision. This is generally the result of adding new fields of analysis to reflect a significant development in ordinance provisions; database records for ordinances analyzed prior to the new field of analysis do not contain information for that provision.

Summary Table 3

Local Ordinances Restricting Tobacco Advertising: Total Number by State

State	Total	Location/ Zoning	Public Transit	Retailer Restrictions
California	14	14	4	6
Colorado	1	1	0	1
Connecticut	2	2	0	1
Hawaii	1	1	0	1
Illinois	1	1	0	0
Maryland	1	1	0	0
Massachusetts	24	6	21	2
Michigan	2	2	0	0
Minnesota	1	0	0	1
Missouri	1	1	0	1
New Jersey	4	3	0	4
New York	6	5	0	4
Ohio	2	2	1	1
Pennsylvania	1	1	0	0
Texas	1	1	0	0
Washington	5	5	1	2
Wisconsin	1	1	1	1
Totals	68	47	28	25

Chart 5

State Laws and Local Ordinances to Restrict Tobacco Advertising

State Community	Last Amend	Loc/ Zone	Public Transit	Retailer	Tomb- stone
California	1997*	Yes	No	No	No
Berkeley	1998	Yes	No	Yes	Yes
Carson	1998	Yes	No	No	No
Compton	1997	Yes	No	No	Yes
Contra Costa Co.	1998	Yes	Yes	Yes	Yes
Covina	1998	Yes	No	No	No
Hanford	1998	Yes	No	No	No
Hawthorne	1998	Yes	No	No	No
Long Beach	1994*	Yes	No	No	No
Los Angeles	1998	Yes	Yes	Yes	Yes
Los Angeles Co.	1998	Yes	No	No	No
Oakland	1997	Yes	No	No	Yes
San Diego	1998	Yes	No	Yes	Yes
San Francisco	1998*	Yes	Yes	Yes	Yes
Santa Cruz Co.	1998	Yes	Yes	Yes	Yes
Colorado	None	No	No	No	No
Denver	1998	Yes	No	Yes	No
Connecticut	None	No	No	No	No
Orange	1998	Yes	No	Yes	No
Seymour	1998	Yes	No	No	No
District of Columbia	1998	No	Yes	No	No
Hawaii	None	No	No	No	No
Honolulu	1998	Yes	No	Yes	No
Illinois	1987	No	No	No	No
Chicago	1997	Yes	No	No	Yes
Indiana	1997	Yes	No	No	No
Kentucky	1992	Yes	No	No	No
Maryland	None	No	No	No	No
Baltimore	1994	Yes	No	No	Yes
Massachusetts	None	No	No	No	No
Amherst	1994*	No	Yes	No	No
Attleboro	1995*	Yes	Yes	No	No
Bellingham	1997*	No	Yes	No	No
Billerica	1995	No	Yes	No	No
Brockton	1994	No	Yes	No	No
Canton	1994	Yes	No	No	No
Dover	1994	No	Yes	No	No
Dudley	1994	Yes	No	No	No

State Community	Last Amend	Loc/ Zone	Public Transit	Retailer	Tomb- stone
Massachusetts (Cont.)					
Easthampton	1994	No	Yes	No	No
Foxborough	1993	No	Yes	No	No
Hingham	1993	No	Yes	No	No
Holliston	1994	Yes	Yes	Yes	No
Holyoke	1994	Yes	Yes	No	No
Marlborough	1995	No	Yes	No	No
Medfield	1997*	No	Yes	No	No
Nahant	1995	No	Yes	No	No
Natick	1994	No	Yes	No	No
North Attleboro	1995	Yes	No	No	No
Northampton	1997*	No	Yes	No	No
Oak Bluffs	1993	No	Yes	No	No
Plainville	1993	No	Yes	No	No
Saugus	1994	No	Yes	Yes	No
Southwick	1992	No	Yes	No	No
Tewksbury	1994	No	Yes	No	No
Michigan	None	No	No	No	No
Lansing	1997	Yes	No	No	No
Warren	1998	Yes	No	No	No
Minnesota	None	No	No	No	No
Preston	1994	No	No	Yes	Yes
Missouri	None	No	No	No	No
Saint Louis	1999*	Yes	No	Yes	No
New Jersey	None	No	No	No	No
Clifton	1997	Yes	No	Yes	Yes
Deptford	1997	No	No	Yes	No
Irvington	1997	Yes	No	Yes	No
Paterson	1998	Yes	No	Yes	Yes
New York	None	No	No	No	No
Albany	1997	Yes	No	Yes	Yes
Buffalo	1998	Yes	No	Yes	No
New York City	1998*	Yes	No	Yes	Yes
Rochester	1998	Yes	No	Yes	Yes
Suffolk Co.	1995	No	No	No	No
Yonkers	1996	Yes	No	No	No
Ohio	None	No	No	No	No
Cincinnati	1994	Yes	Yes	Yes	No
Cleveland	1998	Yes	No	No	Yes

Section II: State Laws and Local Ordinances

State Community	Last Amend	Loc/ Zone	Public Transit	Retailer	Tomb- stone
Pennsylvania	None	No	No	No	No
Allentown	1998	Yes	No	No	Yes
Texas	1996	Yes	No	No	No
Fort Worth	1997	Yes	No	No	No
Utah	1998*	No	Yes	No	No
Washington	None	No	No	No	No
Clark Co.	1998	Yes	No	No	No
King Co.	1998*	Yes	Yes	No	Yes
Skamania Co.	1998	Yes	No	No	No
Snohomish Co.	1998	Yes	No	Yes	Yes
Tacoma-Pierce Co.	1996	Yes	No	Yes	Yes
West Virginia	1987	No	No	No	No
Wisconsin	None	No	No	No	No
Milwaukee	1998	Yes	Yes	Yes	Yes

Appendix to Section II:

**Summary of State Tobacco
Control Laws**

APPENDIX TO SECTION II

This appendix presents four tables summarizing information on state tobacco control laws. The tables cover state laws that restrict smoking in public places; age restrictions for the sale of tobacco products; state laws that restrict tobacco sales through vending machines; and state restrictions on the distribution of tobacco product samples.

APPENDIX TABLE 1 This table is a quick reference to the state laws restricting smoking in public places. There are 49 states, as well as the District of Columbia, that restrict smoking in public places. There are 15 public places listed in this table:

Arts/Cultural Facilities	Public Transit
Child Care Centers	Restaurants
Elevators	Restrooms
Government Buildings	Retail/Grocery Stores
Gymnasiums/Arenas	Schools
Health Facilities	Shopping Centers
Jury/Courtrooms	Workplaces (Private Sector)
Public Meetings	

Each state will have an entry for each public place in the table as follows:

- Smoking is prohibited in this place.
- V Smoking areas in this place must be enclosed and separately ventilated. If this condition cannot be met, then smoking is banned entirely.
- X Smoking restrictions are required in this public place, but smoking is not prohibited.
- E Smoking restrictions are encouraged, but are not required by law.
- Blank Cell No smoking restrictions for this public place.

For two places listed in the table, Retail/Grocery Stores and Schools, there is additional information given through footnotes.

There are two types of preemption listed in this table. The first type preempts all local regulations; there are nine states with this type. The second preempts local regulations but grandfathers existing ordinances; there are three states with this type. Both types are footnoted.

APPENDIX TABLE 2 This table is a summary of the state age restrictions for the sale of tobacco products. All 50 states and the District of Columbia have laws restricting the sale of tobacco to persons of at least 18 years of age.

Minimum Age for Cigarettes—This column lists the minimum age allowed for the purchase of cigarettes and cigarette products, such as cigarette papers.

Minimum Age for Smokeless Tobacco—This column lists the minimum age allowed for the purchase of smokeless tobacco, such as snuff and chewing tobacco.

Minimum Age for Cigars—This column lists the minimum age allowed for the purchase of cigars.

APPENDIX TABLE 3 This table is a summary of the state restrictions on tobacco vending machines. There are 44 states and the District of Columbia that have tobacco vending machine restrictions listed here. Some states require lockout devices; this information is footnoted for each state it applies to. Fifteen states preempt localities from passing stronger vending machine ordinances; these states are footnoted.

Sign Posting—This column indicates whether state law requires vending machines to have a sign posted stating that is against the law to sell tobacco to minors. Sign posting requirements other than this are footnoted.

Restrictions on Placement—This column indicates whether state law requires restrictions on tobacco vending machine placement. Vending machines are often restricted to areas where minors are not permitted by law, such as bars and taverns. The law may require vending machines to be at least a certain distance from exit doors or in the line of sight of clerks.

APPENDIX TABLE 4 This table summarizes state laws regarding the distribution of low-cost or free tobacco product samples. There are 44 states and the District of Columbia that have tobacco sample laws listed here.

Date Enacted—This column gives the date the tobacco sample law was enacted.

Total Ban—A "Yes" in this column indicates that the distribution of free or low-cost tobacco product samples is completely banned in the state.

Public Places Only—A "Yes" in this column indicates that the distribution of free or low-cost tobacco product samples is banned in public places only. Public places do not include places where minors are not allowed by law, such as bars. A "Restrictions" in this column indicates that tobacco sample distribution is allowed in public places, with some restrictions.

Minors Only—A "Yes" in this column indicates that tobacco sample distribution is only prohibited for minors; adults may still obtain tobacco samples.

Smokeless Tobacco Only—A "Yes" in this column indicates that the tobacco sample law applies only to smokeless tobacco, such as snuff and chewing tobacco.

Appendix Table 1
State Laws Restricting Smoking in Public Places¹

	Date First Enacted	Arts/Cultural Facilities	Child Care Centers	Elevators	Government Buildings	Gymnasium/Arenas	Health Facilities	Jury/Courtrooms	Public Meetings	Public Transit	Restaurants	Restrooms	Retail/Grocery Stores	Schools	Shopping Centers	Workplaces (Private)
Alabama	None															
Alaska	1975	X	•	•	X	X	X	X			X		X ²	• ³		X
Arizona	1987	X		X	X		X							X		
Arkansas	1977		•		X		X							X		
California	1976	V	•	•	•	X	V		•	•	V		V	V		V
Colorado	1977	•	•	•	X	X	X			X	E			• ⁴		E
Connecticut ⁵	1973		X	X	X		X			X	X		X ²	• ⁴		X
Delaware ⁵	1960	X	•	•	X	X	X	X	•	•	X		X ²	X		X
District of Columbia	1975		X	•	X		X		•	•	X			X ⁶		X
Florida ⁵	1985	X	•	•	X	X	X	X	X	•	X	•	X	• ⁴		X
Georgia	1975		•	•						•						
Hawaii	1987	•	•	•	X	X	X		•		X	X	X	• ⁴		
Idaho	1925			•	•	X	X		X	X	X		X	X		
Illinois ⁷	1961	X	•		X	X	X		X	X	X		X	•		X
Indiana	1987		X		X		X							X		
Iowa ⁵	1987	X		•	X	X	X		X	•	X		X	X	X	X
Kansas	1987	X	•	•	X	X	X	X		•	X	X	X	• ⁴		
Kentucky	1972				X									X		
Louisiana ⁷	1992	X	X	•	E	X	X		X	•	X			• ⁴		E
Maine	1983	X	X		X	X	X	X	X		X	•	X	X	X	X
Maryland	1957		V	•	•		V			•	X		X	•		V
Massachusetts	1946	X	X	•	X		X	X	•	•	X		• ²	X		
Michigan	1967	X	•	•	X	X	X		X	X	X		X ²	•		
Minnesota	1975		•		•	X	X		X	X	X		X	• ⁴		X
Mississippi	1964									•						
Missouri	1992	X	•	X	X	X	X		X	X	X	X	X	• ⁴	X	X
Montana	1979	•	•	•	X	X	X		X	•	X		X	X		X

¹E = restrictions encouraged; X = restrictions required; • = smoking prohibited; V = enclosed, separately ventilated areas required, or smoking is banned entirely; Blank cell = no smoking restrictions.

²Regulation governs only grocery stores.

³Does not apply to areas designated through collective bargaining agreements made prior to 8/14/90.

⁴Regulation includes school buses.

⁵Preempts local regulation.

⁶Designated smoking areas are permitted only in private schools, smoking is banned entirely in public schools.

⁷Preempts local regulation but grandfathers existing ordinances.

Source: State Legislated Actions on Tobacco Issues, American Lung Association, 1998.

Appendix Table 1 (Continued)

	Date First Enacted	Arts/Cultural Facilities	Child Care Centers	Elevators	Government Buildings	Gymnasium/Arenas	Health Facilities	Jury/Courtrooms	Public Meetings	Public Transit	Restaurants	Restrooms	Retail/Grocery Stores	Schools	Shopping Centers	Workplaces (Private)
Nebraska	1979					X	X		X	X	X		X	X		X
Nevada ⁵	1991		X	•	X		X			X	X		X ²	X ⁴		
New Hampshire	1990	X	•	•	X	X	X		X	•	X		X	•	X	X
New Jersey ⁵	1979	X	X	•	X		X		•	•	E		•	X ⁴		X
New Mexico	1985				X				X					•		
New York	1989	X	•	•	X	X	X			•	X	X	X	• ⁴		X
North Carolina	1993				X											
North Dakota	1978	X	•	X	X	X	X			X	X			X		
Ohio	1981	X	V	X	X	X	X			X				X		
Oklahoma ⁵	1987	X	•	•	X	X	X			X	E			X		
Oregon	1973			•	X	X	X	X	•	•	X		X	X		
Pennsylvania	1927	X			X	X	X			•	X			X ⁴		X
Rhode Island	1977	X		•	X		X		X	•	X		X ²	• ⁴		X
South Carolina ⁵	1937	X	•	•	X	X	X			•				X ⁴		
South Dakota	1974	X	X	X	X		X	X		X				X		
Tennessee	1990	X	X		E		X							•		
Texas	1975	X		X			X			X				X		
Utah ⁵	1976	•	•	•	•	•	X	•		•	•	•	•	X ⁶	•	X
Vermont ⁷	1987	•	•	•	X	•	X	•		•	•	•	•	•	•	X
Virginia	1990		X	•	X	X	X				X		X	X ⁴		
Washington	1985	X	V	•	V	X	X		•	•	X	X	X	•	X	V
West Virginia	1913													X		
Wisconsin	1983	X	•	X	X		X			X	X		X	•		X
Wyoming	1989				X											

¹E = restrictions encouraged; X = restrictions required; • = smoking prohibited; V = enclosed, separately ventilated areas required, or smoking is banned entirely; Blank cell = no smoking restrictions.

²Regulation governs only grocery stores.

³Does not apply to areas designated through collective bargaining agreements made prior to 8/14/90.

⁴Regulation includes school buses.

⁵Preempts local regulation.

⁶Designated smoking areas are permitted only in private schools, smoking is banned entirely in public schools.

⁷Preempts local regulation but grandfathers existing ordinances.

Source: State Legislated Actions on Tobacco Issues, American Lung Association, 1998.

Appendix Table 2

Age Restrictions for Sale of Tobacco Products by State

	Minimum Age for Cigarettes	Minimum Age for Smokeless Tobacco	Minimum Age for Cigars
Alabama	19	19	19
Alaska	19	19	19
Arizona	18	18	18
Arkansas	18	18	18
California	18	18	18
Colorado	18	18	18
Connecticut	18	18	18
Delaware	18	18	18
District of Columbia	18	18	18
Florida	18	18	18
Georgia	18	18	18
Hawaii	18	18	18
Idaho	18	18	18
Illinois	18	18	18
Indiana	18	18	18
Iowa	18	18	18
Kansas	18	18	18
Kentucky	18	18	18
Louisiana	18	18	18
Maine	18	18	18
Maryland	18	18	18
Massachusetts	18	18	18
Michigan	18	18	18
Minnesota	18	18	18
Mississippi	18	18	18
Missouri	18	18	18
Montana	18	18	18
Nebraska	18	18	18
Nevada	18	18	18
New Hampshire	18	18	18
New Jersey	18	18	18
New Mexico	18	18	18
New York	18	18	18
North Carolina	18	18	18
North Dakota	18	18	18
Ohio	18	18	18
Oklahoma	18	18	18
Oregon	18	18	18
Pennsylvania	21	18	18
Rhode Island	18	18	18

Appendix Table 2 (Continued)

	Minimum Age for Cigarettes	Minimum Age for Smokeless Tobacco	Minimum Age for Cigars
South Carolina	18	18	18
South Dakota	18	18	18
Tennessee	18	18	18
Texas	18	18	18
Utah	19	19	19
Vermont	18	18	18
Virginia	18	18	18
Washington	18	18	18
West Virginia	18	18	18
Wisconsin	18	18	18
Wyoming	18	18	18

Source: State Legislated Actions on Tobacco Issues, American Lung Association, 1998.

Appendix Table 3
**Restrictions on Tobacco Sales through Vending
 Machines by State¹**

	Sign Posting	Placement Restrictions
Alaska		Yes
Arkansas	Yes	Yes
California		Yes
Colorado	Yes	Yes ²
Connecticut	Yes	Yes
Delaware		Yes ³
District of Columbia		Yes
Florida		Yes ²
Georgia	Yes	Yes
Hawaii	Yes	Yes
Idaho		Yes ⁶
Illinois	Yes ⁴	Yes
Indiana	Yes	Yes ²
Iowa		Yes ³
Kansas		Yes ²
Kentucky		Yes ³
Louisiana	Yes ³	Yes ³
Maine	Yes	Yes
Maryland	Yes ⁵	
Massachusetts	Yes ⁵	
Michigan		Yes
Minnesota	Yes	Yes
Mississippi		Yes ³
Missouri	Yes ⁵	
Montana		Yes ³
Nebraska		Yes
Nevada		Yes ³
New Hampshire	Yes	Yes ²
New Jersey	Yes ²	
New Mexico	Yes ³	Yes ³
New York	Yes	Yes
North Carolina		Yes ²
Ohio		Yes
Oklahoma		Yes ^{2,3}
Oregon		Yes ³
Rhode Island	Yes	Yes
South Dakota	Yes	Yes ³
Tennessee		Yes ^{2,3}
Texas	Yes	Yes
Utah		Yes ³
Vermont	Yes	Yes
Virginia	Yes	Yes
Washington		Yes ³
Wisconsin	Yes ³	Yes ³
Wyoming	Yes	Yes

¹ There are no states that ban vending machines completely.

² Lock-out devices are required on machines in areas accessible to youth. In Tennessee and New Hampshire, a device is only required if the machine is not under continuous supervision.

³ Preempts power of localities to pass stronger ordinances.

⁴ Mandates signs warning of the dangers of cigarette smoking during pregnancy.

⁵ No restrictions on placement, but owners or operators are made specifically liable for sales to minors, except Maryland and Missouri absolve owners of any liability if they have the required warning sign posted on the machine.

⁶ Vending machines are prohibited in any establishment where people under age 19 are permitted. After January 1, 2000, tobacco vending machines will be banned. Source: State Legislated Actions on Tobacco Issues, American Lung Association, 1998.

Appendix Table 4

Restrictions on Distribution of Tobacco Product Samples by State

	Date Enacted	Total Ban	Public Places Only¹	Minors Only	Smokeless Tobacco Only
Arkansas	1991	—	Restrictions	Yes	—
California	1991	—	Yes	Yes	—
Connecticut	1996	—	—	Yes	—
Delaware	1996	—	—	Yes	—
District of Columbia	1991	—	Yes	Yes	—
Florida	1997	—	—	Yes	—
Georgia	1993	—	Restrictions	Yes	—
Hawaii	1996	—	—	Yes	—
Idaho	1998	Yes	—	—	—
Illinois	1993	—	—	Yes	—
Indiana	1988	—	—	Yes	—
Iowa	1991	—	Restrictions	Yes	—
Kansas	1996	—	Restrictions	Yes	—
Kentucky	1996	—	—	Yes	—
Louisiana	1988	—	—	Yes	—
Maine	1996	—	—	Yes	—
Maryland	1994	—	—	Yes	—
Michigan	1988	—	—	Yes	—
Minnesota	1987	Yes	—	—	—
Mississippi	1994	—	—	Yes	—
Missouri	1992	—	—	Yes	—
Montana	1995	—	—	Yes	—
Nebraska	1989	Yes	—	—	Yes
Nevada	1995	—	—	Yes	—
New Hampshire	1997	—	Yes	No	—
New Jersey	1995	—	—	Yes	—
New Mexico	1993	—	—	Yes	—
New York	1992	—	Yes	Yes	—
North Carolina	1995	—	—	Yes	—
North Dakota	1973	—	—	Yes	—

Appendix Table 4 (Continued)

	Date Enacted	Total Ban	Public Places Only¹	Minors Only	Smokeless Tobacco Only
Ohio	1991	—	—	Yes	—
Oklahoma	1996	—	Restrictions	Yes	—
Oregon	1991	—	—	Yes	—
Pennsylvania	1990	—	—	Yes	—
Rhode Island	1996	—	Restrictions	Yes	—
South Carolina	1996	—	—	Yes	—
South Dakota	1994	—	Restrictions	Yes	—
Tennessee	1994	—	Restrictions	Yes	—
Texas	1997	—	—	Yes	—
Utah	1989	—	Restrictions	Yes	—
Vermont	1991	—	—	Yes	—
Washington	1996	—	Restrictions	Yes	—
West Virginia	1987	—	—	Yes	—
Wisconsin	1988	—	Restrictions	—	—

¹ Yes = Sampling is not allowed in any public place. Restrictions = Sampling is allowed in public places, with some restrictions.

Source: State Legislated Actions on Tobacco Issues, American Lung Association, 1998.