

**CURRENT POPULATION SURVEY, APRIL 1993:  
SURVEY OF EMPLOYEE BENEFITS**

**TECHNICAL DOCUMENTATION**

This file documentation consists of the following materials:

Attachment 1	Abstract
Attachment 2	Overview—Current Population Survey
Attachment 3	Overview—April 1993 Employee Benefits Survey
Attachment 4	Glossary
Attachment 5	How to Use the Data Dictionary
Attachment 6	Current Population Survey Adult's Interview Data Dictionary
Attachment 7	Current Population Survey Child's Interview Data Dictionary
Attachment 8	Current Population Survey Armed Forces' Interview Data Dictionary
Attachment 9	Current Population Survey April 1993 Adult Supplement Record Layout
Attachment 10	Selected Unweighted Tallies
Attachment 11	Questionnaire Facsimile, April 1993, CPS-1
Attachment 12	Questionnaire Facsimile, April 1993, CPS-684, Employee Benefits Supplement
Attachment 13	Questionnaire Facsimile, March 1993, CPS-665, Income Supplement Questionnaire
Attachment 14	Industry Classification Codes
Attachment 15	Occupation Classification Codes
Attachment 16	Specific Metropolitan Identifiers
Attachment 17	Topcoding of Usual Hourly Earnings
Attachment 18	Source and Accuracy Statement for the April 1993 Employee Benefits Microdata File
Attachment 19	User Notes

**NOTE**

Questions about the **tape** should be directed to Data User Services Division, Customer Services, Bureau of the Census, Washington, DC 20233. Telephone: (301) 763-4100.

Questions about accompanying **documentation** should be directed to Data User Services Division, Data Access and Use Branch, Bureau of the Census, Washington, DC 20233. Telephone: (301) 763-2074.

Questions about the **subject matter** should be directed to Demographic Surveys Division, Bureau of the Census, Washington, DC 20233. Telephone: (301) 763-2773.

Additional questions about the **employee benefits supplement** should be directed to Dan Beller, Pensions and Welfare Benefits Administration. Telephone: (202) 219-5752.

# ATTACHMENT 1

## ABSTRACT

*Current Population Survey, April 1993: Survey of Employee Benefits [machine-readable data file] / conducted by the Bureau of the Census for the Pension and Welfare Benefits Administration. -Washington: Bureau of the Census [producer and distributor], 1994.*

### Type Of File

Microdata; unit of observation is individuals within housing units.

### Universe Description

The universe consists of all persons in the civilian noninstitutional population of the United States living in households. The probability sample selected to represent the universe consists of approximately 57,000 households.

### Subject-Matter Description

Data are provided on labor force activity for the week prior to the survey. Comprehensive data are available on the employment status, occupation, and industry of persons 15 years old and over. Also shown are personal characteristics such as age, sex, race, marital status, veteran status, household relationship, educational background, and Hispanic origin.

The file also contains information on pension and retirement plan coverage and health insurance.

### Geographic Coverage

State of residence is uniquely identified as well as census geographic division and region. The 113 largest metropolitan statistical areas (CMSA's or MSA's), an additional 89 selected MSA's, 66 selected PMSA's, and 30 central cities in multi-central city MSA's or PMSA's are also uniquely identified.<sup>1</sup> Within confidentiality restrictions, indicators are provided for MSA-PMSA/non-MSA-PMSA, central city/noncentral city, farm/nonfarm, and MSA/CMSA size.

### Technical Description

File Structure: Rectangular.

File Size: 159,009 logical records; 928 character logical record length.

File Sort Sequence: State rank by CMSA/MSA rank by household identification number by line number.

### Reference Materials

*Current Population Survey, April 1993: Survey of Employee Benefits Technical Documentation.* Documentation contains this abstract, a questionnaire facsimile, and record layouts of the file. One copy accompanies each file order. Additional copies are available from Data User Services Division, Customer Services, Bureau of the Census, Washington, DC 20233. Phone: (301) 763-4100.

---

1. MSA's = Metropolitan Statistical Areas; CMSA's = Consolidated Metropolitan Statistical Areas; PMSA's = Primary Metropolitan Statistical Areas.

Bureau of the Census. *The Current Population Survey: Design and Methodology* (Technical Paper 40) (out of print). Describes in detail the sample design and survey procedures used as well as accuracy of estimates and sampling errors. Reference copies should be available from most public libraries or Federal Depository Libraries.

**File Availability**

The file may be ordered from Data User Services Division using the Customer Services order form on the following page. The file is available on 9 track tape reel in ASCII or EBCDIC format with standard labeling, 6250 bpi or IBM 3480-compatible tape cartridge.

\*0009

# Census Bureau Order Forms

**Need more copies?  
Please Photocopy**

**PUBLICATIONS** — Use only if not in stock at the Government Printing Office (GPO).

Please Type or Print. Prices include regular domestic postage and handling. International customers please add 25%.

Qty.	Series number	Title	Price each	Total price
Total for publications				

\_\_\_\_\_  
(Company or personal name) (Please type or print)

\_\_\_\_\_  
(Additional address/attention line)

\_\_\_\_\_  
(Street address)

\_\_\_\_\_  
(City, State, ZIP Code)

\_\_\_\_\_  
(Daytime phone including area code) (Date)



**Please Choose Method of Payment:**

Check payable to Superintendent of Documents  
Mail to: Bureau of the Census, DPD—Publications Unit, 1201 E. Tenth St., Jeffersonville, IN 47132

GPO deposit account   
Mail to: Customer Services, Bureau of the Census, Washington, DC 20233-8300  
[or call 301-763-4100; fax 301-763-4794]



\*0010  
**ELECTRONIC MEDIA, MICROFICHE, DOCUMENTATION, AND OTHER** — Use for computer tape (TAPE), computer tape cartridge (CART), technical documentation (TD), compact disc—read-only memory (CD-ROM), diskette (DISK), microfiche (FICHE), or paper reproductions — “blowbacks” (BB).

Charge your order. It's easy!    
To fax your orders: 301-763-4794

Please Type or Print. All prices include regular domestic postage and handling. International customers, please add 25% to cover handling and air shipment.

Qty.	Media (See abbrev. above)	Title	Price each	Total price
Total for products listed (minimum order: \$10)				

**COMPUTER TAPE INSTRUCTIONS**

All tape files are on 6250 bpi reels, have standard ANSI labeling, and are blocked at 32K bytes. They are also available on IBM model 3480-compatible tape cartridges. Please specify your choice of:

Tape Reel or  Tape Cartridge  
 EBCDIC or  ASCII

A machine-readable data dictionary generally is included without charge with either format. Other tape characteristics are available by special request for an additional handling fee of \$50. Before placing an order, make arrangements by writing or faxing a description of your special requirements to Customer Services, attention Forrest Williams.

\_\_\_\_\_  
(Company or personal name) (Please type or print)

\_\_\_\_\_  
(Additional address/attention line)

\_\_\_\_\_  
(Street address)

\_\_\_\_\_  
(City, State, ZIP Code)

\_\_\_\_\_  
(Daytime phone including area code) (Date)

**Please Choose Method of Payment:**

Check payable to Commerce—Census

Census deposit account  9

VISA or MasterCard Account

\_\_\_\_\_  
(Name on card) Expiration date

\_\_\_\_\_  
(Signature)

Mail to: Customer Services, Bureau of the Census, Washington, DC 20233-8300; 301-763-4100.



## ATTACHMENT 2

### OVERVIEW

#### Current Population Survey

#### Introduction

The Current Population Survey (CPS) is the source of the official Government statistics on employment and unemployment. The CPS has been conducted monthly for over 50 years. Currently, we interview about 57,000 households monthly, scientifically selected on the basis of area of residence to represent the Nation as a whole, individual States, and other specified areas. Each household is interviewed once a month for four consecutive months one year, and again for the corresponding time period a year later. This technique enables us to obtain month-to-month and year-to-year comparisons at a reasonable cost while minimizing the inconvenience to any one household.

Although the main purpose of the survey is to collect information on the employment situation, a very important secondary purpose is to collect information on the demographic status of the population, information such as age, sex, race, marital status, educational attainment, and family structure. From time to time additional questions are included on such important subjects as health, education, income, and previous work experience. The statistics resulting from these questions serve to update similar information collected once every 10 years through the decennial census, and are used by Government policymakers and legislators as important indicators of our Nation's economic situation and for planning and evaluating many Government programs.

The CPS provides current estimates of the economic status and activities of the population of the United States. Because it is not possible to develop one or two overall figures (such as the number of unemployed) that would adequately describe the whole complex of labor market phenomena, the CPS is designed to provide a large amount of detailed and supplementary data. Such data are made available to meet a wide variety of needs on the part of users of labor market information.

Thus, the CPS is the only source of monthly estimates of total employment (both farm and nonfarm); nonfarm self-employed persons, domestics, and unpaid helpers in nonfarm family enterprises; wage and salaried employees; and, finally, estimates of total unemployment.

It provides the only available distribution of workers by the number of hours worked (as distinguished from aggregate or average hours for an industry), permitting separate analyses of part-time workers, workers on overtime, etc. The survey is also the only comprehensive current source of information on the occupation of workers and the industries in which they work. Information is available from the survey not only for persons currently in the labor force but also for those who are outside the labor force. The characteristics of such persons – whether married women with or without young children, disabled persons, students, older retired workers, etc., can be determined. Information on their current desire for work, their past work experience, and their intentions as to job seeking are also available.

#### CPS Sample

The CPS sample is based on the civilian noninstitutional population of the United States. The sample is located in 729 sample areas comprising 1,973 counties and independent cities with coverage in every State and in the District of Columbia.

In all, some 71,000 housing units or other living quarters are assigned for interview each month; about 57,000 of them containing approximately 112,000 persons 15 years old and over are interviewed. Also included are demographic data for approximately 33,000 children 0-14 years old and 650 Armed Forces members living with civilians either on or off base within these households. The remainder of the assigned housing units are found to be vacant, converted to nonresidential use, contain persons with residence elsewhere, or are not interviewed because the residents are not found at home after repeated calls, are

temporarily absent, or are unavailable for other reasons. Approximately 14,000 noninterview households are present each month. The resulting file size is approximately 163,000 records. A more precise explanation regarding the CPS sample design is provided in Technical Paper 40, *The Current Population Survey: Design and Methodology*.

For a more detailed discussion about the basic labor force data gathered on a monthly basis in the CPS survey, see the Bureau of Labor Statistics Report No. 463 and the Current Population Report P-23, No. 62, issued jointly by the Bureau of Labor Statistics and the Bureau of the Census in October, 1976, and entitled *Concepts and Methods Used In Labor Statistics Derived from the Current Population Survey*.

### **Relationship of Current Population Survey Files to Publications**

Each month, a significant amount of information about the labor force is published by the Bureau of Labor Statistics in the *Employment and Earnings and Monthly Labor Review* reports.

As mentioned previously, the CPS also serves as a vehicle for supplemental inquiries on subjects other than employment, which are periodically added to the questionnaire. From the basic and supplemental data the Bureau of the Census issues four series of publications under the general title *Current Population Reports*:

- P-20 Population Characteristics
- P-23 Special Studies
- P-27 Farm Population
- P-60 Consumer Income

All *Current Population Reports*, including the other series for population estimates and projections and special censuses, may be obtained by subscription from the U.S. Government Printing Office. Subscriptions are available as follows: Population Characteristics, Special Studies, Farm Population, and Consumer Income series (P-20, P-23, P-27, P-60) combined, \$101 per year (sold as a package only); Population Estimates and Projections, (P-25), \$27 per year. Single issues may be ordered separately; ordering information and prices are provided in the *Bureau of the Census Catalog and Guide*, the *Monthly Product Announcement* (MPA), and in *Census and You*.

### **Geographic Limitations**

It should be kept in mind that the sample design and methods of weighting CPS data are geared towards producing estimates for the entire Nation. In producing estimates for States, the user should be aware that the primary sampling units (PSU's) are drawn from strata which may or may not cross State lines. Consequently, the data would not be as reliable as national data, and the file may lose some of its utility in certain applications. For further discussion of such considerations, the user should consult Technical Paper 40, *The Current Population Survey: Design and Methodology*.

The nature of the work done by each individual investigator using the microdata file will determine to what extent his/her requirements for precision will allow using some of the smaller geographic areas identified on the file.

### **Weights**

Under the estimating methods used in the CPS, all of the results for a given month become available simultaneously and are based on returns for the entire panel of respondents. The CPS estimation procedure involves weighting the data from each sample person. The basic weight, which is the inverse of the probability of the person being in the sample, is a rough measure of the number of actual persons that the sample person represents. In States supplemented in the 1978 and 1980 expansions, almost all sample persons within the same sample area have the same basic weight, but the weight may differ across sample areas. The basic weight is the same for almost all sample persons in unsupplemented States. The basic weights are then adjusted for noninterview, and the ratio estimation procedure is applied.

1. **Noninterview adjustment.** The weights for all interviewed households are adjusted to the extent needed to account for occupied sample households for which no information was obtained because of absence, impassable roads, refusals, or unavailability of the respondent for other reasons. This adjustment is made separately by combinations of sample areas within each State and the District of Columbia, and within these, for six groups--two race categories (White, and Black and other) within three residence categories. For sample areas which are Standard Metropolitan Statistical Areas (SMSA's), these residence categories are the central cities, and the urban and the rural balance of the SMSA's. For other sample areas, the residence categories are urban, rural nonfarm, and rural farm. The proportion of sample households not interviewed varies from 4 to 5 percent depending on weather, vacations, season, etc.
2. **Ratio estimates.** The distribution of the population selected for the sample may differ somewhat, by chance, from that of the population as a whole, in such characteristics as age, race, sex, and residence. Since these characteristics are closely correlated with labor force participation and other principal measurements made from the sample, the latter estimates can be substantially improved when weighted appropriately by the known distribution of these population characteristics. This is accomplished through two stages of ratio estimates as follows:
  - a. *First-stage ratio estimate.* In the CPS, a portion of the 729 sample areas is chosen to represent both itself and other areas not in the sample; the remainder of the sample areas represent only themselves. The first-stage ratio estimation procedure was designed to reduce the portion of the variance resulting from requiring sample areas to represent nonsample areas. Therefore, this procedure is not applied to sample areas which represent only themselves. The procedure is performed at two geographic levels: First, by the four census regions (Northeast, Midwest, South, and West), and second, for each of the 46 States which contains nonsample areas. The procedure corrects for the differences that existed at the time of the 1970 census between the distribution by race and residence of the population in the sample areas and the known race-residence distribution in the portions of the census region or State represented by these areas. The regional adjustment is performed by metropolitan/nonmetropolitan residence and race, while the State adjustment is done by urban-rural status and race.
  - b. *Second-stage ratio estimate.* In this stage, the sample estimates of the U.S. population in the categories described below are adjusted to independently derived current estimates of the population in the same categories. The second-stage ratio estimate is performed in order to increase the reliability of the estimates and is carried out in two steps. In the first step, the sample estimates are adjusted for each State and the District of Columbia to an independent control for the civilian noninstitutional population 16 years and over, for the State. The second step of the adjustment is applied to all sample persons and is a weighting to nationwide independent population estimates of the civilian noninstitutional population, 15 years and over, within 68 age-sex-race groups. The entire second-stage ratio estimation procedure is iterated six times, each time beginning at the weights developed the previous time. This iteration ensures that the sample estimates both of State population and of the National age-sex-race categories will be virtually equal to the independent population estimates. This second-stage adjustment procedure incorporates changes instituted in January 1982. The nature of these changes is discussed in detail in "Revisions in the Current Population Survey beginning in January 1982," Employment and Earnings, February 1982.



The controls by State for the civilian noninstitutional population 16 years and over are an arithmetic extrapolation of the trend in the growth of this segment of the population from the April 1, 1980 census through the latest available July 1 estimate, adjusted as a last step to a current estimate of the U.S. population of this group. State estimates by age July 1 are published annually in Current Population Reports, Series P-25. For a description of the methodology used in developing the State total, see Report 640 of that series. Descriptions of the age estimates methodology are available on request from the Chief of the Population Division, U.S. Bureau of the Census, Washington, DC 20233.

Beginning with the January 1982 estimates, the independent national controls used for the age-sex-race groups in the final step of the second-stage ratio adjustment are prepared by carrying forward the April 1, 1980 total population by age, race, and sex, taking account of the subsequent aging of the population, fertility, mortality, and net immigration, and then subtracting the estimate for the institutional population and Armed Forces. The April 1, 1980 total population was computed by adding together the resident population, consistent with that published in the 1980 census *Advance* Reports, Series PHC80-V, and the Armed Forces overseas, as compiled from Department of Defense reports. Data on births and deaths between April 1, 1980 and the estimate date are based on tabulations of vital statistics for the resident population made by the National Center for Health Statistics and data on deaths of military personnel overseas from the Department of Defense. Estimates of net civilian immigration are based on data provided by the Immigration and Naturalization Service, the Department of Defense, the Office of Personnel Management, and the Puerto Rico Planning Board. The civilian noninstitutional population is derived by subtracting the Armed Forces and the institutional population for the estimate date from the total, including Armed Forces overseas. The institutional population is computed by applying institutional proportions derived from the 1980 census to the total population, including Armed Forces overseas, for the estimate date. All computations described above are performed in cells defined by single year of age, race, and sex. The independent national control totals are then obtained by collapsing these cells into broader age groups for the population 15 years old and older.

#### **Comparability of CPS From Microdata Files With Published Sources.**

Although total estimates of the population will equal published estimates, labor force estimates produced from a microdata file will not be directly comparable or identical with the published nonseasonally adjusted labor force data. The major reason for this is due to a final estimation procedure incorporated into the production of the published nonseasonally adjusted data. This procedure, known as a composite estimator, is a weighted average of two estimates for the current month for any particular item. The first estimate is the two-stage ratio estimate that includes all the estimation steps given above. The second estimate consists of the composite estimate for the preceding month to which has been added an estimate of the change from the preceding month, based on that part of the sample which is common to the two months (about 75 percent). This procedure is primarily used to increase the reliability of estimates of month-to-month change, although other reliability gains are also realized. As noted above, the composite estimation procedure does not affect estimates of the total population.

Another factor also inhibits microdata comparison with published labor force data. This is the seasonal adjustment that is applied to many published statistics. These adjustments are used to adjust for normal seasonal variations to help distinguish the underlying economic situation in month-to-month changes. Shown below are data from January and July 1982 which demonstrate how estimates compiled using the final weights from the microdata file may differ from the published composited estimates, with and without seasonal adjustment. (Refer to Technical Paper 40 for a further description of both the composite estimator and seasonal adjustments.)

	Civilian Noninstitutional Population	Civilian Labor Force	Employed	Unemployed	Not in Labor Force
			<u>January 1982 Data (000's)</u>		
Final Weights	171,335	108,161	97,928	10,234	63,174
Composited (Not seasonally Adjusted)	171,335	108,014	97,831	10,183	63,321
Composited (Seasonally Adjusted)	171,335	108,879	99,581	9,298	62,456
			<u>July 1982 Data (000's)</u>		
Final Weights	172,364	112,850	101,904	10,946	59,513
Composited (Not seasonally Adjusted)	172,364	112,526	101,490	11,036	59,838
Composited (Seasonally Adjusted)	172,364	110,522	99,732	10,790	61,842

3. **Screening for Unemployed Persons with Prior Work Experience**

If a person was not employed for pay during survey week, he/she could still be eligible for a subset of the supplemental questions. If the sample person was currently unemployed, was between 25 and 64 years of age, AND had previously worked for pay, he/she was eligible for the portion of the supplement dealing with benefits received from a prior job. The computer edit screened the remaining records for A-WHENLJ = 1-4, A-CLSWKR = 1-6, and A-AGE = 25-64. Records meeting this criteria were eligible to begin the supplement with Item 77.

4. **CPS-1/CPS-684 Match**

Records in months in sample 3, 4, 7, or 8 that were either employed for pay or experienced unemployed were eligible for the supplement. We collected the supplemental data on a separate document (CPS-684) from the basic labor force information (CPS-1). The information from these two documents needed to be matched by case identification (household) and demographic characteristics (person) to process the data.

5. **Interview Status of Matched Records**

The next step in the edit was to determine the interview status of the matched supplement eligible records. These records were comprised of persons who were either employed for pay or experienced unemployed. The edit treated these records as follows:

a. **Persons Employed for Pay**

These records were considered "interviewed" if two or more of the following items had an entry:

- Item 33 (Establishment size?)
- Item 36 (Social Security taxes deducted from earnings?)
- Item 39 (Employer-sponsored pension plan?)
- Item 52 (Participation in 401K plan?)
- Item 58 (Receive paid sick leave?)
- Item 61 (Employer offers health insurance?)
- Item 73 (Contribution to an IRA?)
- Item 76 (Included in pension plan on previous job?)

b. **Experienced Unemployed Persons**

These individuals could have received health or pension benefits from a previous employer. These records are considered "interviewed" if there are 3 or more entries in Items 77 through 89.

Records not meeting conditions A. or B. were considered noninterviews and not processed further. However, noninterviews are accounted for in the weighting process as described in Part B-1 below. Interviewed records were edited to ensure consistency between items on the record, and for a limited number of items, missing values were assigned based on known entries.

If an item was blank and there was clear evidence that there should be an entry, a "non-response" code was assigned. For a 1-digit field, non-response is "9;" for a 2-digit field non-response is "99;" , etc.

The edit did not allocate missing values; however, we did attempt to fill items that could be determined by looking at responses to subsequent items. The effects of the edit can be demonstrated by considering Item 58 and its relationship to Item 59.

58. On your job, do you get any paid sick leave or sickness insurance?

Yes	<input type="radio"/>	(Ask 59)
No	<input type="radio"/>	} (Skip to 60)
Don't know	<input type="radio"/>	

59. If you got sick tomorrow and couldn't go to work for six months, about how long during that time would you be paid any part of your wages - less than 1 month, 1 to 2 months, 3 to 4 months, or 5 to 6 months?

Less than 1 month	<input type="radio"/>	5 - 6 months	<input type="radio"/>
1 - 2 months	<input type="radio"/>	Don't know	<input type="radio"/>
3 - 4 months	<input type="radio"/>		

- (1) Consistency. If Item 58 had a response of "No" or "Don't know", then Item 59 would be blanked.
- (2) Assigning Missing Values. If Item 58 was blank and Item 59 had an entry, then Item 58 would be made equal to "Yes."
- (3) Assigning Non-responses. If Items 58 and 59 were left blank, then a non-response code (9) would be assigned to Item 58, and a -1 (for "not in universe") would be assigned to Item 59 since it was not clear that Item 59 should have had an entry.

#### 6. Special Editing Procedures for Items 33 and 81

Due to the sample size of the April 1993 supplement and the nature of certain questions, we placed additional constraints on two supplement items. Item 33, dealing with establishment size, and Item 81, which records the amount of a lump-sum pension plan distribution, provides information that could potentially breach the Census Bureau's confidentiality requirements. The edits imposed on these two items are summarized below.

##### a. Edit for Item 33

We were required to top-code the firm size data (Item 33) at 250 for the location where the sample person works. This was necessary as large firms operating from a single location could potentially be identified with the geography information contained on the file. The edit for Items 33 through 35 functioned as follows:

- (1) In Item 33, establishments employing more than 250 persons are top-coded at 6 (250+ persons).
- (2) For persons who work for firms with only one location and who are affected by the top-code, the edit plugged the number of persons at all locations (Item 35) with the information from Item 33.

- (3) The edit also changed the response in Item 34 ("Does the employer operate at more than one location) from "No" to "Yes" for persons affected by the top-code.

Users of the file will be able to determine the overall size (at all locations) of the firm that the sample person worked for. Data users will not be able to identify establishments, employing more than 250 persons, that operate from only one location.

b. Edit for Item 81

The Census Bureau does not release yearly earnings data over \$100,000 for individuals. Census Bureau policymakers determined that the lump-sum distribution recorded in supplement Item 81 should be treated in the same manner. The edit for this item top-coded the amount of a lump-sum distribution at \$100,000.

B. Weighting

The CPS sample is designed to represent the Nation as a whole. Since the April supplement uses only half of the CPS sample, there was a need to adjust the individual or person weights accordingly. Also, as described below, an adjustment was made to account for noninterviews. The statement of statistical reliability (included as Attachment 18 in this documentation) should be considered when analyzing data from this file.

1. **Noninterview Adjustment.** A noninterview is the failure to receive usable responses for a person eligible for the April supplement. Noninterviews may occur for a number of reasons, such as the respondent not being available for the follow-up interview, reluctance on the part of the respondent to participate, or interviewer error. Since noninterviews are eligible for the supplement survey, they must be accounted for in the sample results. Therefore, the weights of interviewed records with similar characteristics were adjusted to account for noninterviewed records. The adjustment cells were defined by race, sex, marital status, age, and metropolitan status.
2. **Control to CPS Official Estimates.** After application of the noninterview adjustment, the aggregate weights of the records in the April supplement half sample totaled approximately one-half of the CPS National estimates. These weights were then ratio-adjusted to published CPS estimates. This final weighting adjustment was done using cells defined by labor force status, class of worker, race, sex, and age.

Persons who were in the half sample eligible for the April supplement, but who were not interviewed because they were unemployed with no prior work experience or out of the labor force, also have a April supplement weight. This enables the user to produce population total and to present limited family or household tabulations using the supplement data. In addition, such persons were matched to the March income supplement, allowing the user to produce total population figures for matched records using that month's data.

C. Matching

The April supplement file was matched to the May CPS file to pick up that month's earnings data, and it was matched to the March income supplement file to pick up detailed income information. The linking of these data greatly enhances the utility of the final April supplement file and is described below.

1. **April/May Match.** Each month the CPS collects usual hours worked, paid by hour, hourly pay, and weekly earnings data for the two outgoing rotation groups in that month's sample. This set of items is referred to as earnings data. Records in two of the four rotations in the April supplement half sample had earnings data collected in that month's CPS. For the other two rotations, we picked up the earnings data for the April supplement eligible records by matching to the May CPS. The match rate to the May files was 95.7 percent. A nonmatch generally results because a number of persons move between the two months or because a unit was interviewed one month but, for one reason or another, was not available for interview in the other month. A small percentage of nonmatches could be the result of interviewer error. See the discussion on page 6 for suggestions on how to tally earnings data.
2. **April/March Match.** The April supplement file was matched to the March income supplement file for all persons 15 years or older in the April supplement half sample except those that were April supplement noninterviews. Most of the data, with the exception of migration data, on the March "person record" were picked up on the April file. Attachment 13 is a copy of the March income supplement questionnaire. The April/March match rate was 96.0 percent.

#### **IV. April 1993 CPS/Employee Benefits Computer File**

The April CPS/Employee Benefits record can be viewed as having three distinct portions: (1) CPS labor force data, (2) employee benefits supplement data, and (3) March income data.

##### **A. CPS Labor Force Data**

The April 1993 CPS file contains 159,009 records. Each record contains 928 characters. Attachment 9 contains the variable name, character size, location on record, universe, and the values of the variables.

The variable H-RECTYP (located in position 0101 on the CPS Basic Items Record Layout) determines the type of record as follows:

- H-RECTYP = 1 = Interviewed adult 15+
- 2 = Type A Noninterview (These records represent households that were eligible for the April 1993 CPS interview but were not interviewed because no one was home, household members were temporarily absent, etc.)
- 3 = Type B/C Noninterview (These records represent sample addresses determined to be ineligible for the CPS by virtue of being vacant, demolished, nonresidential, etc.)
- 4 = Armed Forces (For persons 15 years or over in the Armed Forces whose personal information was transcribed from the CPS control card. Note: By definition, Armed Forces members are not eligible for the labor force or supplement interviews.)
- 5 = Children 0-14 years of age.

The values of H-RECTYP are:

Unweighted Counts

1 = (Interviewed Adults)	111,083
2 = (Type A)	2,819
3 = (Type B/C)	11,247
4 = (Armed Forces)	522
5 = (Children)	33,338

**B. Tallying April Employee Benefits Supplement Data**

The April supplement universe was approximately one-half that of the CPS sample. As a result, the April supplement weights were adjusted as described previously so the sample would be nationally representative. Moreover, any tallies that use April supplement data must use the weight in positions 518 through 527. This applies to cross-tabulation between April data and the CPS or March portion of the record; i.e., number of IRA participants (Item 73) by hours worked last week (Item 20A).

**C. March Income Supplement Data**

March income supplement data are contained in positions 530 through 928. The April 1993 supplement record layout (contained in Attachment 9) also shows the locations and definitions of variables in this portion of the record.

**D. Unweighted Counts**

Attachment 10 lists the unweighted counts for selected April supplement variables. Use these counts to ensure that the file is being accessed properly.

**E. Tallying Earnings Data**

Earnings data usually are available for only the two outgoing rotations in a given sample month. This April CPS/Employee Benefits file also includes the May earnings for supplement eligibles in the other two rotations that were included in the April supplement sample. As a result, earnings data are available for all of the April supplement eligible cases, except for the nonmatches. Use the April supplement weight in positions 518-527 when tallying earnings data in conjunction with the April supplement file. To achieve full coverage, the user should tally blank or missing earnings data as NA (not available) when using the April half sample.

**F. Universe Restrictions**

Users should note the universe restrictions when accessing data for each variable. This is necessary because records for persons who are not in universe for a specific variable may have meaningless data in that field.

**VI. Source and Reliability Statement**

Attachment 18 is a copy of the Source and Reliability Statement regarding the accuracy of the data compiled from this survey.

## ATTACHMENT 4

### GLOSSARY

#### Subject Concepts

**Age.** Age classification is based on the age of the person at his/her last birthday. The adult universe (i.e., population of marriageable age) is comprised of persons 15 years and over for CPS labor force data.

**Armed Forces.** Armed Forces members enumerated in off-base housing or on base with their families are included on the CPS data file in March. Only supplemental data on income are included for Armed Forces members.

**Base Weight.** The constant weight assigned to the sample (inverse of the sampling fraction) which is adjusted to produce the final weight.

**Civilian Labor Force.** (See Labor Force.)

**Class of Worker.** This refers to the broad classification of the person's employer. On the March file, these broad classifications for current jobs are private, government, self-employed, without pay, and never worked. Private and government workers are considered "wage and salary workers;" this classification scheme includes self-employed, incorporated persons in with "private" workers. For the longest job held last year, this class of worker scheme includes private; government by level--Federal, State, and local; self-employed incorporated farm/nonfarm; and without pay. The wage and salary category for longest job held includes private, government (all levels), and self-employed, incorporated.

**Duration of Unemployment.** Duration of unemployment represents the length of time (through the current survey week) during which persons classified as unemployed are continuously looking for work. For persons on layoff, duration of unemployment represents the number of full weeks since the termination of their most recent employment. A period of two weeks or more during which a person is employed or ceased looking for work is considered to break the continuity of the present period of seeking work. Average duration is an arithmetic mean computed from a distribution by single weeks of unemployment.

**Earners, Number of.** The file includes all persons 15 years old and over in the household with \$1 or more in wages and salaries, or \$1 or more of a loss in net income from farm or nonfarm self-employment during the preceding year.

**Earnings Weight.** Each person record allows for an earnings weight for current earnings.

**Education.** (See Level of School Completed.)

**Employed.** (See Labor Force.)

**Family.** A family is a group of two persons or more (one of whom is the householder) residing together and related by birth, marriage, or adoption. All such persons (including related subfamily members) are considered as members of one family. Beginning with the 1980 CPS, unrelated subfamilies (referred to in the past as secondary families) are no longer included in the count of families, nor are the members of unrelated subfamilies included in the count of family members.

**Family Household.** A family household is a household maintained by a family (as defined above), and may include among the household members any unrelated persons (unrelated subfamily members and/or secondary individuals) who may be residing there. The number of family households is equal to the number of families. The count of family household members differs from the count of family members, however, in that the family household members include all persons living in the household, whereas family members include only the householder and his/her relatives. (See the definition of Family).



**Family Weight.** The weight on the family record is the March supplement weight of the householder or reference person.

**Final Weight.** Used in tabulating monthly labor force items. This weight should not be used when tabulating March supplement data.

**Full-Time Worker.** Persons on full-time schedules include persons working 35 hours or more, persons who worked 1-34 hours for noneconomic reasons (e.g., illness) and usually work full-time, and persons "with a job but not at work" who usually work full-time.

**Group Quarters.** Group quarters are noninstitutional living arrangements for groups not living in conventional housing units or groups living in housing units containing nine or more persons unrelated to the person in charge.

**Head Versus Householder.** Beginning with the March 1980 CPS, the Bureau of the Census discontinued the use of the terms "head of household" and "head of family." Instead, the terms "householder" and "family householder" are used.

**Highest Grade of School Attended.** (See Level of School Completed.)

**Hispanic Origin.** Persons of Hispanic origin in this file are determined on the basis of a question that asked for self-identification of the person's origin or descent. Respondents are asked to select their origin (or the origin of some other household member) from a "flash card" listing ethnic origins. Persons of Hispanic origin, in particular, are those who indicated that their origin was Mexican-American, Chicano, Mexican, Mexicano, Puerto Rican, Cuban, Central or South American, or other Hispanic.

**Hours of Work.** Hours of work statistics relate to the actual number of hours worked during the survey week. For example, a person who normally works 40 hours a week but who is off on the Veterans Day holiday is reported as working 32 hours even though he is paid for the holiday.

For persons working in more than one job, the figures related to the number of hours worked in all jobs during the week. However, all the hours are credited to the major job.

**Household.** A household consists of all the persons who occupy a house, an apartment, or other group of rooms, or a room, which constitutes a housing unit. A group of rooms or a single room is regarded as a housing unit when it is occupied as separate living quarters; that is, when the occupants do not live and eat with any other person in the structure, and when there is direct access from the outside or through a common hall. The count of households excludes persons living in group quarters, such as rooming houses, military barracks, and institutions. Inmates of institutions (mental hospitals, rest homes, correctional institutions, etc.) are not included in the survey.

**Household Weight.** Household weight is the March Supplement weight of the householder.

**Householder.** The householder refers to the person (or one of the persons) in whose name the housing unit is owned or rented (maintained) or, if there is no such person, any adult member, excluding roomers, boarders, or paid employees. If the house is owned or rented jointly by a married couple, the householder may be either the husband or the wife. The person designated as the householder is the "reference person" to whom the relationship of all other household members, if any, is recorded.

**Householder With No Other Relatives in Household.** A householder who has no relatives living in the household. This is the entry for a person living alone. Another example is the designated householder of an apartment shared by two or more unrelated individuals.

**Householder With Other Relatives (Including Spouse) in Household.** The person designated as householder if he/she has one or more relatives (including spouse) living in the household.

**Industry, Occupation, and Class of Worker (I&O) - Current Job (basic data).** For the employed, current job is the job held in the reference week (the week before the survey). Persons with two or more jobs are classified in the job at which they worked the most hours during the reference week. The unemployed are classified according to their latest full-time job lasting two or more weeks or by the job (either full-time or part-time). The I & O questions are also asked of persons not in the labor force who are in the fourth and eighth months in sample and who have worked in the last five years. The occupation/industry classification system for the 1990 Census of Population was used to code CPS data beginning with the January 1992 file.

**Industry, Occupation, and Class of Worker-Longest Job (supplement data).** Longest job applies to the job held longest during the preceding year for persons who worked that year, without regard to their current employment status.

Subject		Character Position	
		Current or Most Recent Full-Time Job	Longest Job Last Year (Work Experience)
Industry	3 digit detailed	P 49-51	P 151-153
	2-digit detailed (Recode)	P 52-53	P 322-323
Occupation	Major Group Recode	N/A	P 316-317
	3-digit detailed	P 56-58	P 154-156
	2-digit detailed (Recode)	P 54-55	P 318-319
	Major Group recode	N/A	P 320-321
Class of Worker		P 59	P 314

**Job Seekers.** All unemployed persons who made specific efforts to find a job sometime during the 4-week period preceding the survey week.

**Keeping House.** Persons are classified as keeping house if they engage in own housework. This is one of the "not in labor force" classifications--employment status recode (ESR) = 4.

**LFSR (Labor Force Status Recode).** This classification is available for each civilian 15 years old and over according to his/her responses to the monthly (basic) labor force items in March.

**Labor Force.** Persons are classified as in the labor force if they are employed, unemployed, or in the Armed Forces during the survey week. The "civilian labor force" includes all civilians classified as employed or unemployed. The file includes labor force data for civilians age 15 and over. However, the official definition of the civilian labor force is age 16 and over.

1. **Employed.** Employed persons comprise (1) all civilians who, during the survey week, do any work at all as paid employees or in their own business or profession, or on their own farm, or who work 15 hours or more as unpaid workers on a farm in a business operated by a member of the family; and (2) all those who have jobs but who are not working because of illness, bad weather, vacation, or labor-management dispute, or because they are taking time off for personal reasons, whether or not they are seeking other jobs. These persons would have a Labor Force Status Recode (LFSR) of 1 or 2 respectively in character 198 of the person record which designates "at work"

and "with a job, but not at work." Each employed person is counted only once. Those persons who held more than one job are counted in the job at which they worked the greatest number of hours during the survey week. If they worked an equal number of hours at more than one job, they are counted at the job they held the longest.

2. **Unemployed.** Unemployed persons are those civilians who, during the survey week, have no employment but are available for work, and (1) have engaged in any specific job seeking activity within the past 4 weeks such as registering at a public or private employment office, meeting with prospective employers, checking with friends or relatives, placing or answering advertisements, writing letters of application, or being on a union or professional register; (2) are waiting to be called back to a job from which they had been laid off; or (3) are waiting to report to a new wage or salary job within 30 days. These persons would have an LFSR code of 3 or 4 in character 198 of the person record. The unemployed includes job leavers, job losers, new job entrants, and job reentrants.
  - a. **Job Leavers.** Persons who quit or otherwise terminate their employment voluntarily and immediately begin looking for work.
  - b. **Job Losers.** Persons whose employment ends involuntarily, who immediately begin looking for work, and those persons who are already on layoff.
  - c. **New Job Entrants.** Persons who never worked at a full-time job lasting two weeks or longer.
  - d. **Job Reentrants.** Persons who previously worked at a full-time job lasting two weeks or longer but are out of the labor force prior to beginning to look for work.
3. **Not in Labor Force.** All civilians 15 years old and over who are not classified as employed or unemployed. These persons are further classified as major activity: keeping house, going to school, unable to work because of long-term physical or mental illness, and other. The "other" group includes, for the most part, retired persons. Persons who report doing unpaid work in a family farm or business for less than 15 hours are also classified as not in the labor force.

For persons not in the labor force, data on previous work experience, intentions to seek work again, desire for a job at the time of interview, and reasons for not looking for work are asked only in those households that are in the fourth and eighth months of the sample, i.e., the "outgoing" groups, those which had been in the sample for three previous months and would not be in for the subsequent month.

These items are asked in question 24; see the questionnaire facsimile. Such persons have an LFSR code of 5-7 in character 198 of the person record.

Finally, it should be noted that the unemployment rate represents the number of persons unemployed as a percent of the civilian labor force 16 years old and over. This measure can also be computed for groups within the labor force classified by sex, age, marital status, race, etc. The job loser, job leaver, reentrant, and new entrant rates are each calculated as a percent of the civilian labor force 16 years old and over; the sum of the rates for the four groups thus equals the total unemployment rate.

**Layoff.** A person who is unemployed but expects to be called back to a specific job. If he/she expects to be called back within 30 days, it is considered a temporary layoff; otherwise, it is an indefinite layoff.

**Level of School Completed/Degree Received.** These data changed beginning with the January 1992 file. A new question, "What is the highest level of school ... has completed or the highest degree ... has received?" replaced the old "Highest grade attended" and "Year completed" questions. The new question provides more accurate data on the degree status of college students. Educational attainment applies only to progress in "regular" school. Such schools include graded public, private, and parochial elementary and high schools (both junior and senior high), colleges, universities, and professional schools, whether day schools or night schools. Thus, regular schooling is that which may advance a person toward an elementary school certificate or high school diploma, or a college, university, or professional school degree. Schooling in other than regular schools is counted only if the credits obtained are regarded as transferable to a school in the regular school system.

**Looking for Work.** A person who is trying to get work or trying to establish a business or profession.

**Marital Status.** The marital status classification identifies four major categories: single (never married), married, widowed, and divorced. These terms refer to the marital status at the time of enumeration.

The category "married" is further divided into "married, civilian spouse present," "married, Armed Force spouse present," "married, spouse absent," "married, Armed Force spouse absent," and "separated." A person is classified as "married, spouse present" if the husband or wife is reported as a member of the household even though he or she may be temporarily absent on business or on vacation, visiting, in a hospital, etc., at the time of the enumeration. Persons reported as "separated" included those with legal separations, those living apart with intentions of obtaining a divorce, and other persons permanently or temporarily estranged from their spouses because of marital discord.

For the purpose of this file, the group "other marital status" includes "widowed and divorced," "separated," and "other married, spouse absent."

**Month-In-Sample.** The term is defined as the number of times a unit is interviewed. Each unit is interviewed eight times during the life of the sample.

**Never Worked.** A person who has never held a full-time civilian job lasting two consecutive weeks or more.

**Nonfamily Householder.** A nonfamily householder (formerly called a primary individual) is a person maintaining a household while living alone or with nonrelatives only.

**Nonworker.** A person who does not do any work in the calendar year preceding the survey.

**Nonrelative of Householder With No Own Relatives in Household.** A nonrelative of the householder who has no relative(s) of his own in the household. This category includes such nonrelatives as a foster child, a ward, a lodger, a servant, or a hired hand, who has no relatives of his own living with him in the household.

**Nonrelative of Householder With Own Relatives (Including Spouse) in Household.** Any household member who is not related to the householder but has relatives of his own in the household; for example, a lodger, his spouse, and their son.

**Other Relative of Householder.** Any relative of the householder other than his spouse or child; for example, father, mother, grandson, daughter-in-law, etc.

**Own Child.** A child related by birth, marriage, or adoption to the family householder.

**Part-Time, Economic Reasons.** The item includes slack work, material shortages, repairs to plant or equipment, start or termination of job during the week, and inability to find full-time work. (See also Full-Time Worker.)

**Part-Time Other Reasons.** The item includes labor dispute, bad weather, own illness, vacation, demands of home housework, school, no desire for full-time work, and full-time worker only during peak season.

**Part-Time Work.** Persons who work between 1 and 34 hours are designated as working "part-time" in the current job held during the reference week. For the March supplement, a person is classified as having worked part-time during the preceding calendar year if he worked less than 35 hours per week in a majority of the weeks in which he worked during the year. Conversely, he is classified as having worked full-time if he worked 35 hours or more per week during a majority of the weeks in which he worked.

**Part-Year Work.** Part-year work is classified as less than 50 weeks' work.

**Population Coverage.** Population coverage includes the civilian population of the United States plus approximately 820,000 members of the Armed Forces in the United States living off post or with their families on post but excludes all other members of the Armed Forces. This file excludes inmates of institutions. The labor force and work experience data are not collected for Armed Forces members.

**Race.** The population is divided into three groups on the basis of race: White, Black, and Other races. The last category includes Indians, Japanese, Chinese, and any other race except White and Black. In most of the published tables, "Other Races" are shown in total population.

**Reentrants.** Persons who previously worked at a full-time job lasting two weeks or longer but who are out of the labor force prior to beginning to look for work.

**Related Children.** Related children in a family include own children and all other children in the household who are related to the householder by birth, marriage, or adoption. For each type of family unit identified in the CPS, the count of own children under 18 years old is limited to single (never married) children; however, "own children under 25" and "own children of any age," include all children regardless of marital status. The totals include never-married children living away from home in college dormitories.

**Related Subfamily.** A related subfamily is a married couple with or without children, or one parent with one or more own single (never married) children under 18 years old, living in a household and related to, but not including, the householder or spouse. The most common example of a related subfamily is a young married couple sharing the home of the husband's or wife's parents. The number of related subfamilies is not included in the number of families.

**School.** A person who spent most of his time during the survey week attending any kind of public or private school, including trade or vocational schools in which students receive no compensation in money or kind.

**Secondary Individual.** A secondary individual is a person in a household or group quarters such as a guest, roomer, boarder, or resident employee (excluding nonfamily households and inmates of institutions) who is not related to any other person in the household or group quarters.

**Self-Employed.** Self-employed persons are those who work for profit or fees in their own business, profession or trade, or operate a farm.

**Stretches of Unemployment.** A continuous stretch is one that is not interrupted by the person getting a job or leaving the labor market to go to school, to keep house, etc. A period of two weeks or more during which a person is employed or ceased looking for work is considered to break the continuity of the period of seeking work.

**Unable to Work.** A person is classified as unable to work because of long-term physical or mental illness, lasting six months or longer.

**Unemployed.** (See Labor Force.)

**Unpaid Family Workers.** Unpaid family workers are persons working without pay for 15 hours a week or more on a farm or in a business operated by a member of the household to whom they are related by birth or marriage.

**Unrelated Individuals.** Unrelated individuals are persons of any age (other than inmates of institutions) who are not living with any relatives. An unrelated individual may be (1) a nonfamily householder living alone or with nonrelatives only, (2) a roomer, boarder, or resident employee with no relatives in the household, or (3) a group quarters member who has no relatives living with him/her. Thus, a widow who occupies her house alone or with one or more other persons not related to her, a roomer not related to anyone else in the housing unit, a maid living as a member of her employer's household but with no relatives in the household, and a resident staff member in a hospital living apart from any relatives are all examples of unrelated individuals.

**Unrelated Subfamily.** An unrelated subfamily is a family that does not include among its members the householder and relatives of the householder. Members of unrelated subfamilies may include persons such as guests, roomers, boarders, or resident employees and their relatives living in a household. The number of unrelated subfamily members is included in the number of household members but is not included in the count of family members.

Persons living with relatives in group quarters were formerly considered as members of families. However, the number of such unrelated subfamilies became so small (37,000 in 1967) that beginning with the data for 1968 (and beginning with the census data for 1960) the Bureau of the Census includes persons in these unrelated subfamilies in the count of secondary individuals.

**Veteran Status.** If a male served at any time during the four major wars of this century, the code for the most recent wartime service is entered. The following codes are used:

0	Children under 15
1	Vietnam era
2	Korean
3	WWI
4	WWII
5	Other Service
6	Nonveteran

**Wage and Salary Workers.** Wage and salary workers receive wages, salary, commission, tips, or pay in kind from a private employer or from a governmental unit. Also included are persons who are self-employed in an incorporated business.

**Workers.** (See Labor Force--Employed.)

**Work Experience.** Includes those persons who during the preceding calendar year did any work for pay or profit or worked without pay on a family-operated farm or business at any time during the year, on a part-time or full-time basis.

**Year-Round Full-Time Worker.** A year-round full-time worker is one who usually worked 35 hours or more per week for 50 weeks or more during the preceding calendar year.

## GLOSSARY

### Geographic Concepts

**Geographic Division.** An area composed of contiguous States, with Alaska and Hawaii also included in one of the divisions. (A State is one of the 51 major political units in the United States.) The nine geographic divisions have been largely unchanged for the presentation of summary statistics since the 1910 census.

**Regions.** There are four regions: Northeast, Midwest (formerly North Central),<sup>1</sup> West, and South. States and divisions within regions are presented below.

### NORTHEAST REGION

#### New England Division

Connecticut  
Maine  
Massachusetts  
New Hampshire  
Rhode Island  
Vermont

#### Middle Atlantic Division

New Jersey  
New York  
Pennsylvania

### MIDWEST REGION

#### East North Central Division

Illinois  
Indiana  
Michigan  
Ohio  
Wisconsin

#### West North Central Division

Iowa  
Kansas  
Minnesota  
Missouri  
Nebraska  
North Dakota  
South Dakota

### WEST REGION

#### Mountain Division

Arizona  
Colorado  
Idaho  
Montana  
Nevada  
Utah  
Wyoming

#### Pacific Division

Alaska  
California  
Hawaii  
Oregon  
Washington

---

1. The Midwest Region was designated as the North Central Region until June 1984.

**SOUTH REGION**

**East South Central Division**

Alabama  
Kentucky  
Mississippi  
Tennessee

**West South Central Division**

Arkansas  
Louisiana  
Oklahoma  
Texas

**South Atlantic Division**

Delaware  
District of Columbia  
Florida  
Georgia  
Maryland  
North Carolina  
South Carolina  
Virginia  
West Virginia



## ATTACHMENT 5

### How to Use the Data Dictionary

The Data Dictionary describes the contents and record layout of the public-use computer tape file. The first line of each data item description gives the data name, size of the data field, and relative begin position of the field.

The next few lines contain descriptive text and any applicable notes. Categorical value codes and labels are given where needed. Comment notes marked by an (\*) are provided throughout.

**Data.** Alphabetic, numeric, and the special characters (- and %). No other special characters are used. It may be a mnemonic such as "H-DAYCMP" or "H-LIVQRT," or a sequential identifier such as "H-INTRV1" or "A-WHYNL1". Data item names are unique throughout the entire file (all 3 record types).

**Size.** Numeric. The size of a data item is given in characters. Indication of implied decimal places is provided in notes.

**Begin.** Numeric. Contains the location in the data record of the first character position of the data item field.

**Decimal.** Numeric. Contains the number of decimal places, where applicable.

The first line of each data item description begins with the character "D" (left-justified, two characters). The "D" flag indicates lines in the data dictionary containing the name, size, and begin position of each data item. This information can be used to help access the data file. The line beginning with the character "U" describes the universe for that item. Lines containing categorical value codes and labels follow next and begin with the character "V". The special character (.) denotes the start of the value labels. Examples of data item descriptions follow:

```
D H-DAYCMP 1 8
    Day interview complete
U All
V -1 .Blank
V 1 .Sunday
V 2 .Monday
V 3 .Tuesday
V 4 .Wednesday
V 5 .Thursday
V 6 .Friday
V 7 .Saturday
V 8 .After interview
    .week
```

```
D A-WANTJB 1 171
    Item 24C - Does ... want a regular
    job now, either full or part-time
U NLFROT (I-24)=2
A-WANT JB (I-24C)=1 or 2
V -1 .Not in universe
V 1 .Yes
V 2 .Maybe-it depends
V 3 .No
V 4 .Don't know
    Item 24D - What are the reasons
    ... is not looking for work
    (Multiple entries possible)
```

```
D A-WHYNL1 1 172
    Believes no work available
V -1 .Not in universe
V 1 .Entry
```

## Machine-Readable Data Dictionary Layout

Data dictionary lines are 46 characters. The character on the first position determines the type of lines. Each variable may have the following lines:

1. COMMENTS ( " \* " ) lines
2. DATA DICTIONARY ( " D " ) ; line and DATA DESCRIPTION
3. UNIVERSE ( " U " ) lines
4. VALUE DESCRIPTION lines
5. One blank line at the end

### FORMAT

#### "\*" Line Comments

- a. " \* " in the first position indicates that this is a comment line. This line can appear any place in the dictionary. It will be used for short comments or to nullify any value codes.
- b. " \*\* " in the first two positions is also comments but it has additional meaning. It indicates this is a block of comments which will be applied to several variables.

#### "D" Line Data Dictionary

This line contains the following information:

ID	"D"	COL.	1- 1
NAME	Variable name	COL.	3-10
SIZE	Size of data field	COL.	14-15
BEGIN	Begin position of data field	COL.	19-22
CATEGORY VALUE	Range of Values in parentheses	COL.	26-46

Text describing the variable will follow this "D" line. Use COL. 6-4 and repeat as many lines as necessary.

#### "U" Line Universe Definition

This line contains the universe definition. Use COL. 3-46 and repeat as many lines as necessary.

ID	" U "	COL.	1- 1
DESCRIPTION	Universe description	COL.	3-46

(For continuation use COL. 3-46 and repeat as many lines as necessary.)

#### "V" Line Value Definition

ID	" V "	COL.	1- 1
VALUE	Value code-right justified	COL.	3-12
	" "	COL.	14
DESCRIPTION	Value description	COL.	15-46

Repeat COL. 14-46 format for continued value description.)

## ATTACHMENT 6

### Current Population Survey Adult's Interview Data Dictionary

DATA	SIZE	BEGIN	DATA	SIZE	BEGIN
D HSPAD1	1	1	D H-FARM	1	11
D HSPAD2	1	2	Farm def'n - edited using urban/rural code		
D H-MONTH	2	3	U All		From MST and CPS-1 Items 5A and 5B
Month of survey			V	1	.Nonfarm
U All			V	2	.Farm
V	01-12	.Month	D H-TYPINT	1	12
D H-YEAR	1	5	Item 13 - Type interview		
Year of survey - last digit			U All		
U All			V	-1	.Blank or impossible
V	0-9	.Last digit of year	V	1	.Noninterview
D H-HHNUM	1	6	V	2	.Personal
Household number			V	3	.Tel. - regular
U All			V	4	.Tel. - callback
V	-1	.Blank	V	5	.ICR filled
V	1-8	.Household number	D H-RESPNM	1	13
D H-CPSCHK	1	7	Item 12 - Line no. HHLd resp.		
Item 1 - Interviewer check item			U All		
U All			V	-1	.Blank or impossible
V	-1	.Blank	V	1-6	.Line no.
V	1	.Only CPS-1 for household	V	7	.Non HHLd resp.
V	2	.First CPS-1 of continuation household	D H-AREASN	1	14
V	3	.Second CPS-1 of continuation household	Item 14 - Reason for type A		
V	4	.Third, fourth, etc. CPS-1	U H-HHTYPE=2		
D H-DAYCMP	1	8	V	-1	.Not in universe
Day interview complete			V	1	.No one home
U All			V	2	.Temporarily absent
V	-1	.Blank	V	3	.Refused
V	1	.Sunday	V	4	.Other - occ.
V	2	.Monday	D H-ARACE	1	15
V	3	.Tuesday	Item 14 - Race for type A		
V	4	.Wednesday	U H-HHTYPE=2		
V	5	.Thursday	V	-1	.Not in universe
V	6	.Friday	V	1	.White
V	7	.Saturday	V	2	.Black
V	8	.After interview week	V	3	.Other
D H-LIVQRT	2	9	D H-TYPEBC	2	16
Item 4 - Type of living quarters (Recode)			Item 15 - Type B/C		
U All			U H-HHTYPE=3		
Housing unit			V	-1	.Not in universe
V	01	.House, apt., flat	Type B		
V	02	.HU in nontransient hotel, etc.	V	01	.Vacant - regular
V	03	.HU, perm., in trans. hotel, motel etc.	V	02	.Vacant - storage of HHLd furniture
V	04	.HU in rooming house	V	03	.Temp occ. by persons with URE
V	05	.Mobile home or trailer with no permanent room added	V	04	.Unfit or to be demolished
V	06	.Mobile home or trailer with 1 or more perm. rooms added	V	05	.Under construction, not ready
V	07	.HU not specified above	V	06	.Converted to temp. business or storage
Other unit			V	07	.Occ. by AF members or persons under 15
V	08	.Qtrs not HU in rooming or boarding house	V	08	.Unocc. tent or trailer site
V	09	.Unit not perm. in trans. hotel, motel, etc.	V	09	.Permit granted, construction not started
V	10	.Tent or trailer site	V	10	.Other
V	11	.Student quarters in college dormitory	Type C		
V	12	.Other not HU	V	11	.Demolished
			V	12	.House or trailer moved
			V	13	.Outside segment
			V	14	.Converted to perm. business or storage
			V		

CURRENT POPULATION SURVEY - ADULT'S INTERVIEW

DATA	SIZE	BEGIN
V	15	.Merged
V	16	.Condemned
V	17	.Built after April 1, 1980
V	18	.Unused line of listing sheet
V	19	.Other
D H-SEASON	1	18
Item 16 - Seasonal status		
U H-TYPEBC=1-3		
V	-1	.Not in universe
V	1	.Year round
V	2	.By migratory workers
V	3	.Seasonally
D H-OCCINT	1	19
Item 17 - This unit is intended for occupancy		
U H-SEASON=2 or 3 and H-LIVQRT=1-7		
V	-1	.Not in universe
V	1	.Summers only
V	2	.Winters only
V	3	.Other
D H-INTRV1	2	20
Interviewer code		
Blank or impossible in any digit		
interviewer code A00-M99 excluding IXX		
V	-1	.Blank
V	00	.A
V	01	.B
V	02	.C
V	03	.D
V	04	.E
V	05	.F
V	06	.G
V	07	.H
V	08	.J
V	09	.K
V	10	.L
V	11	.M
V	12	.N
V	13	.P
V	14	.Q
V	15	.R
V	16	.S
V	17	.T
V	18	.U
V	19	.V
V	20	.W
V	21	.X
V	22	.Y
V	23	.Z
D H-INTRV2	1	22
Interviewer Code - digit 2		
V	-1	.Blank
V	0-9	.Interviewer code digit 2
D H-INTRV3	1	23
Interviewer Code - digit 3		
V	-1	.Blank
V	0-9	.Interviewer code digit 3
D H-STATUS	1	24
Item 27B - HHLd status change - replacement household		
U All		
V	-1	.Blank
V	1	.Yes
V	2	.No

DATA	SIZE	BEGIN
D H-TENURE	1	25
Tenure		
U All		
V	-1	.Not in universe
V	1	.Owned or being bought
V	2	.Rent
V	3	.No cash rent
D H-FAMINC	2	26
Family income		
Note: If a nonfamily household (H-FAMIND=0), income includes only that of householder.		
U All		
V	-1	.Not in universe
V	0	.Less than \$5,000
V	1	.\$5,000 to \$7,499
V	2	.\$7,500 to \$9,999
V	3	.\$10,000 to \$12,499
V	4	.\$12,500 to \$14,999
V	5	.\$15,000 to \$19,999
V	6	.\$20,000 to \$24,999
V	7	.\$25,000 to \$29,999
V	8	.\$30,000 to \$34,999
V	9	.\$35,000 to \$39,999
V	10	.\$40,000 to \$49,999
V	11	.\$50,000 to \$59,000
V	12	.\$60,000 to \$74,999
V	13	.\$75,000 and Over
V	19	.Not answered
D H-TELHHD	1	28
Telephone in household		
U All (March, July, Nov. only)		
V	-1	.Not in universe (noninterview)
V	1	.Yes
V	2	.No
D H-TELAVL	1	29
Telephone available		
U H-TELHHD=2 (March, July, Nov. only)		
V	-1	.Not in universe
V	1	.Yes
V	2	.No
D H-TELINT	1	30
Telephone interview acceptable		
U H-TELHHD=1 or H-TELAVL=1 (March, July, Nov. only)		
V	-1	.Not in universe
V	1	.Yes
V	2	.No
D H-PRSCNT	1	31
Item 30 - Number of contacts - actual and attempted -- personal		
U March, July, Nov. only		
V	-1	.Blank
V	1-6	.# of personal contacts
V		.(6 = 6+)
D H-TELCNT	1	32
Item 30 - Number of contacts - actual and attempted -- telephone		
U March, July, Nov. only		
V	-1	.Blank
V	1-9	.# of telephone contacts
V		.(9 = 9+)



CURRENT POPULATION SURVEY - ADULT'S INTERVIEW

DATA	SIZE	BEGIN
D HXSEASON	1	68
V	0	.No change
V	1	.Value to blank
V	4	.Allocated
D HXSTATUS	1	69
V	0	.No change
V	1	.Value to blank
V	2	.Blank to value
V	3	.Value to value
V	8	.Blank to NA - error
D HXAREASN	1	70
V	0	.No change
V	1	.Value to blank
D HXTYPEBC	1	71
V	0	.No change
V	1	.Value to blank
D HXTELHHD	1	72
V	0	.No change
V	1	.Value to blank
V	4	.Allocated
D HXTELAVL	1	73
V	0	.No change
V	1	.Value to blank
V	4	.Allocated
D HXTELINT	1	74
V	0	.No change
V	1	.Value to blank
V	4	.Allocated
D HXPRSCNT	1	75
V	0	.No change
V	2	.Blank to value
D HXTIMINT	1	76
V	0	.No change
V	2	.Blank to value
D HXTELCNT	1	77
V	0	.No change
V	7	.Blank to NA - no error
*****		
* Master Segment Tape (M.S.T.) items *		
* for M.S.T. variables whose ranges are *		
* not defined here, see geographic *		
* appendix to this DDL. *		
*****		
D HG-REG	1	78
	Region	
V	1	.Northeast
V	2	.Midwest
V	3	.South
V	4	.West
D HG-ST60	2	79
	1960 Census state code (first	
	digit = geog. division code)	
	Northeast Region (Region 1)	
	New England Division (Div. 1)	
V	11	.Maine
V	12	.New Hampshire
V	13	.Vermont
V	14	.Massachusetts
V	15	.Rhode Island
V	16	.Connecticut

DATA	SIZE	BEGIN
		Middle Atlantic Division (Div. 2)
V	21	.New York
V	22	.New Jersey
V	23	.Pennsylvania
		Midwest Region (Region 2)
		East North Central Division (Div. 3)
V	31	.Ohio
V	32	.Indiana
V	33	.Illinois
V	34	.Michigan
V	35	.Wisconsin
		West North Central Division (Div. 4)
V	41	.Minnesota
V	42	.Iowa
V	43	.Missouri
V	44	.North Dakota
V	45	.South Dakota
V	46	.Nebraska
V	47	.Kansas
		South Region (Region 3)
		South Atlantic Division (Div. 5)
V	51	.Delaware
V	52	.Maryland
V	53	.District of Columbia
V	54	.Virginia
V	55	.West Virginia
V	56	.North Carolina
V	57	.South Carolina
V	58	.Georgia
V	59	.Florida
		East South Central Division (Div. 6)
V	61	.Kentucky
V	62	.Tennessee
V	63	.Alabama
V	64	.Mississippi
		West South Central Division (Div. 7)
V	71	.Arkansas
V	72	.Louisiana
V	73	.Oklahoma
V	74	.Texas
		West Region (Region 4)
		Mountain Division (Div. 8)
V	81	.Montana
V	82	.Idaho
V	83	.Wyoming
V	84	.Colorado
V	85	.New Mexico
V	86	.Arizona
V	87	.Utah
V	88	.Nevada
		Pacific Division (Div. 9)
V	91	.Washington
V	92	.Oregon
V	93	.California
V	94	.Alaska
V	95	.Hawaii
D HG-STRN	2	81
	1980 State rank	
	(See Geographic Appendix)	
D HG-FIPS	2	83
	FIPS State code	
	(See Geographic Appendix)	
D HG-MSAS	1	85
	MSA status	
V	1	.In MSA, in CC
V	2	.In MSA, not in CC
V	3	.Not in MSA
V	4	.Not identified

DATA DICTIONARY

DATA SIZE BEGIN

D HG-MSAC 4 86  
MSA or PMSA FIPS code

V 0000 .Not MSA/PMSA, not identified

V 0040-9340 .MST/PMSA code  
(See Geographic Appendix)

D HG-PMSA 2 90  
PMSA rank

V 00 .Not a PMSA, not identified

V 01-12 .Ranking of PMSA within its CMSA  
(See Geographic Appendix)

D HG-MSAR 3 92  
MSA or CMSA rank

V 000 .Not an MSA, not identified

V 001-252 .Ranking of MSAs or CMSAs by  
.population  
(See Geographic Appendix)

D HG-MSSZ 2 95  
MSA size  
First character -- padding  
Second character -- pop. size MSA/CMSA

V 1 .Not identified, not an MSA

V 2 .100,000 - 249,999

V 3 .250,000 - 499,999

V 4 .500,000 - 999,999

V 5 .1 million - 2,499,999

V 6 .2.5 million - 4,999,999

V 7 .5 million - 9,999,999

V 8 .10 million or more

D HG-CMSA 2 97

V 00 .Not in CMSA, not identified

V 07-91 .CMSA code  
(See Geographic Appendix)

D H-METSTA 1 99

V 1 .Metropolitan

V 2 .Nonmetropolitan

V 3 .Not identified

D H-INDVCC 1 100  
Individual central city identifier  
(See Geographic Appendix)

D H-RECTYP 1 101

V 1 .Interviewed adult

V 2 .Type A noninterview

V 3 .Type B/C noninterview

V 4 .Armed Forces record

V 5 .Childrens record

D H-ID 12 102  
Unique household identifier

ITEM 108 - LINE NUMBER

U All

V 01-39 .Line number

D A-RRP 2 116  
Item 188 - Relationship to  
reference person

U All

V 1 .Reference person with other  
.relatives in HHLd

V 2 .Reference person with no other  
.relatives in HHLd

V 3 .Husband

V 4 .Wife

V 5 .Own child

V 6 .Parent

V 7 .Brother/sister

DATA SIZE BEGIN

V 8 .Other Relative of Reference  
.person

V 9 .Non-relative of reference  
.person with own relatives in HHLd

V 10 .Non-relative of reference  
.person-no own relatives in HHLd

D A-PARENT 2 118  
Item 18C - Parent's line number

U All

V 00 .None

V 01-39 .Parent's line number

D A-AGE 2 120  
Item 18D - Age

U All

V 15-90 .Adult age (Age topcoded  
.at 90)

D A-MARITL 1 122  
Item 18E - Marital status

U All

V 1 .Married - civilian spouse  
.present

V 2 .Married - AF spouse present

V 3 .Married - spouse absent  
(Exc. separated)

V 4 .Widowed

V 5 .Divorced

V 6 .Separated

V 7 .Never married

D A-SPOUSE 2 123  
Item 18F - Spouse's line number

U All

V 00 .None

V 01-39 .Spouse's line number

D A-SEX 1 125  
Item 18G - Sex

U All

V 1 .Male

V 2 .Female

D A-VET 1 126  
Item 18G - Veteran status

U All

V 1 .Vietnam era

V 2 .Korean War

V 3 .World War II

V 4 .World War I

V 5 .Other service

V 6 .Nonveteran

D A-HGA 2 127  
Item 18H - Educational attainment

V 31 .Less than 1st grade

V 32 .1st, 2nd, 3rd, or 4th grade

V 33 .5th or 6th grade

V 34 .7th or 8th grade

V 35 .9th grade

V 36 .10th grade

V 37 .11th grade

V 38 .12th grade-no diploma

V 39 .High school graduate-diploma,  
.GED, etc.

V 40 .Some college but not degree

V 41 .Associate's degree in college-  
.occupational/vocational program

V 42 .Associate's degree in college-  
.academic program

V 43 .Bachelor's degree in college-BA,  
.BS, AB, etc.

CURRENT POPULATION SURVEY - ADULT'S INTERVIEW

DATA SIZE BEGIN

V 44 .Master's degree-MA, MS, MBA,  
V . etc.  
V 45 .Professional school degree-MD,  
V .DDS, DVM, etc.  
V 46 .Doctorate degree-PhD, EdD, etc.

D PADDING 1 129

D A-RACE 1 130  
Item 18J - Race

U All  
V 1 .White  
V 2 .Black  
V 3 .Amer Indian, Aleut Eskimo  
V 4 .Asian or Pacific Island  
V 5 .Other

D A-MAJACT 1 131  
Item 19 - What was ... doing most  
of last week

U All  
V 1 .Working  
V 2 .With job but not at work  
V 3 .Looking for work  
V 4 .Keeping house  
V 5 .Going to school  
V 6 .Unable to work  
V 7 .Retired  
V 8 .Other

D A-ANYWK 1 132  
Item 20 - Did ... do any work at  
all last week, not counting work  
around the house

U A-MAJACT (I-19)=2,3,4,5,7 or 8 (NE 1,6)  
V -1 .Not in universe  
V 1 .Yes  
V 2 .No

D A-HRS1 2 133  
Item 20a - How many hours did ...  
work last week at all jobs

U A-MAJACT (I-19)=1 or A-ANYWK (I-20)=Yes  
V -1 .Not in universe  
V 00:99 .Number of hours

D A-HRSCHK 1 135  
Item 20B - Interviewer check of  
item 20A

U Same as A-HRS1 (I-20A)  
V -1 .Not in universe  
V 1 .49+  
V 2 .1-34  
V 3 .35-48

D A-USLFT 1 136  
U A-HRSCHK (I-20B)=2  
Item 20C - Does ... usually work  
35 hours or more a week at this  
job (Part 1)

V -1 .Not in universe  
V 1 .Yes  
V 2 .No

D A-FTREAS 2 137  
Item 20C - Does ... usually work  
35 Hours or more a week at this  
job (Part 2)

U A-HRSCHK (I-20B)=2  
V -1 .Not in universe  
V 1 .Slack work  
V 2 .Material shortage  
V 3 .Plant or machine repair  
V 4 .New job started during week  
V 5 .Job terminated during week

DATA SIZE BEGIN

V 6 .Could find only part time work  
V 7 .Holiday  
V 8 .Labor dispute  
V 9 .Bad weather  
V 10 .Own illness  
V 11 .On vacation  
V 12 .Too busy with house, school,  
V .etc.  
V 13 .Did not want full time work  
V 14 .Full-time work weeks < 35 hrs  
V 15 .Other

D A-LOSTIM 1 139  
Item 20D - Did ... lose any time or  
take any time off last week for any  
reason such as illness, holiday or  
slack work

U A-HRSCHK (I-20B)=3  
V -1 .Not in universe  
V 1 .Yes  
V 2 .No

D A-OVRTIM 1 140  
Item 20E - Did ... work any overtime  
or at more than one job last week

U A-LOSTIM (I-20D)=2  
V -1 .Not in universe  
V 1 .Yes  
V 2 .No

D A-JOBABS 1 141  
Item 21 - Did ... have a job or  
business from which he/she was  
temporarily absent or on layoff  
last week

U A-ANYWK (I-20)=2  
V -1 .Not in universe  
V 1 .Yes  
V 2 .No

D A-WHYABS 1 142  
Item 21A - Why was ... absent from  
work last week

U A-JOBABS (I-21)=1  
V -1 .Not in universe  
V 1 .Own illness  
V 2 .On vacation  
V 3 .Bad weather  
V 4 .Labor dispute  
V 5 .New job to begin within  
V .30 days  
V 6 .Temporary layoff (Under 30  
V .days)  
V 7 .Indefinite layoff (30 days or  
V .more)  
V 8 .Other

D A-PAYABS 1 143  
Item 21B - Is ... receiving wages  
or salary for any of the time off  
last week

U A-WHYABS (I-21A)=1-4,8  
V -1 .Not in universe  
V 1 .Yes  
V 2 .No  
V 3 .Self-employed

D A-FTABS 1 144  
Item 21C - Does ... usually work 35  
hours or more a week at this job

U A-WHYABS (I-21A)=1-4,8  
V -1 .Not in universe  
V 1 .Yes  
V 2 .No



DATA DICTIONARY

DATA        SIZE BEGIN

D A-LKWK     1    145  
 Item 22 - Has ... been looking for  
 work during the past 4 weeks

U A-JOBABS (I-21)=2  
 V        -1 .Not in universe  
 V        1 .Yes  
 V        2 .No

\*\*\*\*\*  
 \*    Item 22A - What has ... been doing in \*  
 \*    the last 4 weeks to find work        \*  
 \*    Method use - Multiple entries possible\*  
 \*\*\*\*\*

D A-MTHD1    1    146  
 Checked with public employment agency

U A-LKWK (I-22)=1  
 V        -1 .Not in universe  
 V        1 .Entry

D A-MTHD2    1    147  
 Checked with private employment agency

U A-LKWK (I-22)=1  
 V        -1 .Not in universe  
 V        1 .Entry

D A-MTHD3    1    148  
 Checked with employer directly

U A-LKWK (I-22)=1  
 V        -1 .Not in universe  
 V        1 .Entry

D A-MTHD4    1    149  
 Checked with friends or relatives

U A-LKWK (I-22)=1  
 V        -1 .Not in universe  
 V        1 .Entry

D A-MTHD5    1    150  
 Placed or answered ads

U A-LKWK (I-22)=1  
 V        -1 .Not in universe  
 V        1 .Entry

D A-MTHD6    1    151  
 Nothing

U A-LKWK (I-22)=1  
 V        -1 .Not in universe  
 V        1 .Entry

D A-MTHD7    1    152  
 Other

U A-LKWK (I-22)=1  
 V        -1 .Not in universe  
 V        1 .Entry

D A-WHYLK    1    153  
 Item 22B - Why did ... start looking  
 for work was it because ...

U A-LKWK (I-22)=1 or A-WHYABS (I-21A)=5  
 V        -1 .Not in universe  
 V        1 .Lost job  
 V        2 .Quit job  
 V        3 .Left school  
 V        4 .Wanted temporary work  
 V        5 .Change in home or family  
 V           .responsibilities  
 V        6 .Left military service  
 V        7 .Other

DATA        SIZE BEGIN

D A-WKSLK    2    154  
 Item 22C - 1) How many weeks has ...  
 been looking for work 2) how many  
 weeks ago did ... start looking  
 3) how many weeks ago was ...  
 laid off

U A-WHYLK (I-22B)=ENTRY or A-WHYABS  
 (I-21A)=6 or 7  
 V        -1 .Not in universe  
 V        00-99 .Entry

D A-LKFTPT   1    156  
 Item 22D - Has ... been looking for  
 full-time or part-time work

U Same as A-WKSLK (I-22C)  
 V        -1 .Not in universe  
 V        1 .Full-time  
 V        2 .Part-time

D A-AVAIL    1    157  
 Item 22E1 - Could ... have taken a  
 job if one had been offered

U Same as A-WKSLK (I-22C)  
 V        -1 .Not in universe  
 V        1 .Yes  
 V        2 .No

D A-WHYNA    1    158  
 Item 22E2 - Why not

U A-AVAIL (I-22E1)=2  
 V        -1 .Not in universe  
 V        1 .Already has a job  
 V        2 .Temporary illness  
 V        3 .Going to school  
 V        4 .Other

D A-WHENLJ   1    159  
 Item 22F - When did ... last work at a  
 full-time job or business lasting 2  
 consecutive weeks or more

U Same as A-WKSLK (I-22C)  
 V        -1 .Not in universe  
 V        1 .In last 12 months  
 V        2 .1-5 years ago  
 V        3 .More than 5 years ago  
 V        4 .Never worked full time 2  
 V           .weeks or more  
 V        5 .Never worked at all

D A-IND      3    160  
 Item 23B - Industry

U A-CLSWKR=1-7  
 V        -1 .Not in universe  
 V        000 .Old not in universe  
 V        002-992 .Legal code

\*\*\*\*\*  
 \*    See industry and occupation code        \*  
 \*    appendix for list of legal codes        \*  
 \*\*\*\*\*

D A-OCC      3    163  
 Item 23C - Occupation

U A-CLSWKR=1-7  
 V        -1 .Not in universe  
 V        000 .Old not in universe  
 V        003:993 .Legal code

CURRENT POPULATION SURVEY - ADULT'S INTERVIEW

DATA            SIZE    BEGIN

D A-CLSMKR    1    166  
 Item 23E - Class of worker

U A-LFSR=1-4 or A-LFSR=5-7 and A-NLFROT=2  
 and A-NLFLJ=1-5

V            -1 .Not in universe  
 V            1 .Private  
 V            2 .Federal government  
 V            3 .State government  
 V            4 .Local government  
 V            5 .Self-employed-incorporated  
 V            6 .Self-employed-not incorporated  
 V            7 .Without pay  
 V            8 .Never worked

D A-CHKWJ    1    167  
 Item 23F - Interviewer check item

U A-CLSMKR (I-23E)=ENTRY

V            -1 .Not in universe  
 V            1 .Entry (or NA) in I20A and P,F,S  
 V               .or L in I23E  
 V            2 .Entry (or NA) in I23B and P,F,S  
 V               .or L in I23E  
 V            3 .All other cases

D A-NLFROT    1    168  
 Item 24 - Interviewer check item -  
 first digit of segment #

U A-LKWK (I-22)=2

V            -1 .Not in universe  
 V            1 .Continuing rotations  
 V            2 .Outgoing rotations

D A-NLFLJ    1    169  
 Item 24A - When did ... last work  
 for pay at a regular job or business,  
 either full-time or part-time

U A-NLFROT (I-24)=2

V            -1 .Not in universe  
 V            1 .Within past 12 months  
 V            2 .1 Up to 2 years ago  
 V            3 .2 Up to 3 years ago  
 V            4 .3 Up to 4 years ago  
 V            5 .4 Up to 5 years ago  
 V            6 .5 or more years ago  
 V            7 .Never worked

D A-WHYLFT    1    170  
 Item 24B - Why did ... leave that job

U A-NLFLJ (I-24A)=1-5

V            -1 .Not in universe  
 V            1 .Personal, family or school  
 V            2 .Health  
 V            3 .Retirement or old age  
 V            4 .Seasonal job completed  
 V            5 .Slack work or business  
 V               .conditions  
 V            6 .Temporary nonseasonal job  
 V               .completed  
 V            7 .Unsatisfactory work arrangements  
 V            8 .Other

D A-WANTJB    1    171  
 Item 24C - Does ... want a regular  
 job now, either full or part-time

U A-NLFROT (I-24)=2

V            -1 .Not in universe  
 V            1 .Yes  
 V            2 .Maybe-it depends  
 V            3 .No  
 V            4 .Don't know

DATA            SIZE    BEGIN

\*\*\*\*\*  
 \* Item24D - What are the reasons ... is \*  
 \* not looking for work \*  
 \* (Multiple entries possible) \*  
 \*\*\*\*\*

D A-WHYNL1    1    172  
 Believes no work available

U A-WANTJB (I-24C)=1 or 2

V            -1 .Not in universe  
 V            1 .Entry

D A-WHYNL2    1    173  
 Couldn't find any work

U A-WANTJB (I-24C)=1 or 2

V            -1 .Not in universe  
 V            1 .Entry

D A-WHYNL3    1    174  
 Lacks nec. schooling, etc.

U A-WANTJB (I-24C)=1 or 2

V            -1 .Not in universe  
 V            1 .Entry

D A-WHYNL4    1    175  
 Employers think too young or too old

U A-WANTJB (I-24C)=1 or 2

V            -1 .Not in universe  
 V            1 .Entry

D A-WHYNL5    1    176  
 Other personal handicap in finding job

U A-WANTJB (I-24C)=1 or 2

V            -1 .Not in universe  
 V            1 .Entry

D A-WHYNL6    1    177  
 Can't arrange child care

U A-WANTJB (I-24C)=1 or 2

V            -1 .Not in universe  
 V            1 .Entry

D A-WHYNL7    1    178  
 Family responsibilities

U A-WANTJB (I-24C)=1 or 2

V            -1 .Not in universe  
 V            1 .Entry

D A-WHYNL8    1    179  
 In school or other training

U A-WANTJB (I-24C)=1 or 2

V            -1 .Not in universe  
 V            1 .Entry

D A-WHYNL9    1    180  
 Ill health

U A-WANTJB (I-24C)=1 or 2

V            -1 .Not in universe  
 V            1 .Entry

D A-WHYNLA    1    181  
 Other

U A-WANTJB (I-24C)=1 or 2

V            -1 .Not in universe  
 V            1 .Entry

D A-WHYNLB    1    182  
 Don't know

U A-WANTJB (I-24C)=1 or 2

V            -1 .Not in universe  
 V            1 .Entry

DATA DICTIONARY

DATA        SIZE    BEGIN

D A-INTEND    1    183  
 Item 24E - Does ... intend to look  
 for work of any kind in the next  
 12 months

U A-NLFROT (I-24)=2  
 V        -1 .Not in universe  
 V        1 .Yes  
 V        2 .It depends  
 V        3 .No  
 V        4 .Don't know

\*\*\*\*\*  
 \*        Edited Earnings Items        \*  
 \*\*\*\*\*

D A-EARNRT    1    184  
 Item 25 - Interviewer check item

U A-CHKMJ (I-23F)=1 or 2  
 V        -1 .Not in universe  
 V        1 .MIS 1,2,3,5,6,7  
 V        2 .MIS 4, 8

D A-USLHRS    2    185  
 Item 25A - How many hours per week  
 does ... usually work at this job

U EARNRT (I-25)=2  
 V        -1 .Not in universe  
 V        00-99 .Entry

D A-HRLYMK    1    187  
 Item 25B - Is ... paid by the hour  
 on this job

U A-EARNRT (I-25)=2  
 V        -1 .Not in universe  
 V        1 .Yes  
 V        2 .No

D A-UNMEM    1    188  
 Item 25E - On this job, is ... a member  
 of a labor union or of an employee  
 association similar to a union

U A-EARNRT (I-25)=2  
 V        -1 .Not in universe  
 V        1 .Yes  
 V        2 .No

D A-UNCOV    1    189  
 Item 25F - On this job, is ... covered  
 by a union or employee association  
 contract

U A-UNMEM (I-25E)=2  
 V        -1 .Not in universe  
 V        1 .Yes  
 V        2 .No

D A-ENRCHK    1    190  
 Item 26 - Interviewer check item

U All  
 V        1 .This person is 16-24 years of  
           .age  
 V        2 .All others

D A-ENRLW    1    191  
 Item 26A1 - Last week was ... attending  
 or enrolled in a high school, college  
 or university

U A-ENRCHK (I-26)=1  
 V        -1 .Not in universe  
 V        1 .Yes  
 V        2 .No

DATA        SIZE    BEGIN

D A-HSCOL    1    192  
 Item 26A2

U A-ENRLW (I-26A1)=1  
 V        -1 .Not in universe  
 V        1 .High school  
 V        2 .College or university

D A-FTPT     1    193  
 Item 268 - Is ... enrolled in school  
 as a full-time or part-time student

U A-ENRLW (I-26A1)=1  
 V        -1 .Not in universe  
 V        1 .Full time  
 V        2 .Part time

\*\*\*\*\*  
 \*        Adult Recodes                \*  
 \*\*\*\*\*

D A-REORGN    2    194  
 Item 18K - Origin

U All  
 V        1 .Mexican American  
 V        2 .Chicano  
 V        3 .Mexican (Mexicano)  
 V        4 .Puerto Rican  
 V        5 .Cuban  
 V        6 .Central or South American  
 V        7 .Other Spanish  
 V        8 .All other  
 V        9 .Don't know  
 V        10 .NA

D A-EXPRRP    2    196  
 Expanded relationship code

U All  
 V        1 .Reference person with  
           .relatives  
 V        2 .Reference person without  
           .relatives  
 V        3 .Husband  
 V        4 .Wife  
 V        5 .Natural/adopted child  
 V        6 .Step child  
 V        7 .Grandchild  
 V        8 .Parent  
 V        9 .Brother/sister  
 V        10 .Other relative  
 V        11 .Foster child  
 V        12 .Nonrelative with relatives  
 V        13 .Partner/roommate  
 V        14 .Nonrelative without relatives

D A-LFSR     1    198  
 Labor force status recode

U All  
 V        1 .Working  
 V        2 .With job, not at work  
 V        3 .Unemployed, looking for work  
 V        4 .Unemployed, on layoff  
 V        5 .NILF - working w/o pay < 15 hrs  
           .Temp. absent from w/o pay job  
 V        6 .NILF - unavailable  
 V        7 .Other NILF

D A-UNTYPE    1    199  
 Reason for unemployment

U A-LFSR=3 or 4  
 V        -1 .Not in universe  
 V        1 .Job loser - on layoff  
 V        2 .Other job loser  
 V        3 .Job leaver  
 V        4 .Re-entrant  
 V        5 .New entrant

CURRENT POPULATION SURVEY - ADULT'S INTERVIEW

DATA	SIZE	BEGIN
D A-NLFREA	2	200
Current activity/reason not looking for MILF reason		
U LFSR=5, 6 or 7 and MIS=4 or 8		
V	-1	.Not in universe
V	1	.School
V	2	.Ill, disabled
V	3	.Keeping house
V	4	.Retired or old age
V	5	.No desire
V	6	.Employers think too young or old
V	7	.Lacks education or training
V	8	.Other personal reason
V	9	.Could not find work
V	10	.Thinks no job available
V	11	.Other
D A-WKSTAT	1	202
Full/part-time status		
U All		
V	1	.Not in labor force
V	2	.Full-time schedules
V	3	.Part-time for economic reasons, usually full-time
V	4	.Part-time for non-economic reasons, usually part-time
V	5	.Part-time for economic reasons, usually part-time
V	6	.Unemployed full-time
V	7	.Unemployed part-time
D A-EXPLF	1	203
Experienced labor force employment status		
U LFSR=1-4 and A-COW NE B		
V	-1	.Not in experienced labor force
V	1	.Employed
V	2	.Unemployed
D A-WKSCH	1	204
Labor force by time worked or lost		
U LFSR=1-4		
V	-1	.Not in universe
V	1	.At work
V	2	.With job, not at work
V	3	.Unemployed, seeks full-time
V	4	.Unemployed, seeks part-time
D A-CIVLF	1	205
Civilian labor force		
U LFSR=1-4		
V	-1	.Not in universe
V	1	.In universe
D A-FTLF	1	206
Full-time labor force		
U LFSR=1-4 and Full-time		
V	-1	.Not in universe
V	1	.In universe
D A-EMPHRS	2	207
Reasons not at work or hours at work		
U LFSR=1 or 2		
V	-1	.Not in universe
With a job, but not at work		
V	01	.Illness
V	02	.Vacation
V	03	.Bad weather
V	04	.Labor dispute
V	05	.All other

DATA	SIZE	BEGIN
At work		
V	06	.1-4 hours
V	07	.5-14 hours
V	08	.15-21 hours
V	09	.22-29 hours
V	10	.30-34 hours
V	11	.35-39 hours
V	12	.40 hours
V	13	.41-47 hours
V	14	.48 hours
V	15	.49-59 hours
V	16	.60 hours or more
D A-PTHRS	2	209
At work 1-34 hours by hours at work		
U LFSR=1 and I20A<35		
V	-1	.Not in universe
V	00	.Usually full-time, part-time for non-economic reasons
Usually work full-time, part-time for economic reasons		
V	01	.1-4 hours
V	02	.5-14 hours
V	03	.15-29 hours
V	04	.30-34 hours
Usually work part-time, economic reasons		
V	05	.1-4 hours
V	06	.5-14 hours
V	07	.15-29 hours
V	08	.30-34 hours
Usually work part-time, noneconomic reasons		
V	09	.1-4 hours
V	10	.5-14 hours
V	11	.15-29 hours
V	12	.30-34 hours
D A-PTREA	2	211
Detailed reason for part-time		
U LFSR=1 and I20A < 35		
V	-1	.Not in universe
Usually work full-time		
V	01	.Slack work
V	02	.Material shortages, plant repair
V	03	.New job started
V	04	.Job terminated
V	05	.Holiday
V	06	.Labor dispute
V	07	.Bad weather
V	08	.Own illness
V	09	.On vacation
V	10	.All other
Usually work part-time		
V	11	.Slack work
V	12	.Could find only part-time
V	13	.Own illness
V	14	.Too busy or did not want full-time
V	15	.Full-time under 35 hours
V	16	.Other
D A-ABSREA	2	213
Reason not at work and pay status		
U LFSR=2		
V	-1	.Not in universe
Usually work full-time paid		
V	01	.Vacation
V	02	.Illness
V	03	.All other
Not paid		
V	04	.Vacation
V	05	.Illness
V	06	.All other

DATA DICTIONARY

DATA	SIZE	BEGIN
		Usually work part-time paid
V	07	.Vacation
V	08	.Illness
V	09	.All other
		Not paid
V	10	.Vacation
V	11	.Illness
V	12	.All other
D A-AG-NA	1	215
V	-1	.Not in universe
U All		
V	1	.Agriculture industry
V	2	.Nonagriculture industry
D A-MJIND	2	216
		Major industry code
U A-CLSWKR=1-7		
V	-1	.Not in universe
V	01	.Agriculture
V	02	.Mining
V	03	.Construction
		Manufacturing
V	04	.Manufacturing-durable goods
V	05	.Manufacturing-nondurable goods
		Transportation,communications,and other public utilities
V	06	.Transportation
V	07	.Communications
V	08	.Utilities and sanitary services
		Wholesale and retail trade
V	09	.Wholesale trade
V	10	.Retail trade
V	11	.Finance,insurance and real estate
		Services (12-20)
V	12	.Private household
		Miscellaneous services
V	13	.Business and repair
V	14	.Personal services, except .private household
V	15	.Entertainment
		Professional and related services
V	16	.Hospital
V	17	.Medical, except hospital
V	18	.Educational
V	19	.Social services
V	20	.Other professional
V	21	.Forestry and fisheries
V	22	.Public administration
V	23	.Armed Forces
D A-DTIND	2	218
		Detailed industry code
		See industry and occupation code appendix for list of legal codes
U A-CLSWKR=1-7		
D A-MJOCC	2	220
		Major occupation code
U A-CLSWKR=1-7		
V	-1	.Not in universe
		Managerial and professional
V	01	.Executive, admin. and .managerial
V	02	.Professional specialty
		Technical, sales and admin. support
V	03	.Technicians and related support
V	04	.Sales
V	05	.Administrative support, .including clerical
		Service
V	06	.Private household
V	07	.Protective service

DATA	SIZE	BEGIN
V	08	.Other service
V	09	.Precision production, craft and .repair
V		Operators, fabricators and laborers
V	10	.Machine operators, assemblers .and inspectors
V	11	.Transportation and material .moving
V	12	.Handlers, equip. cleaners, etc.
V	13	.Farming, forestry and fishing
V	14	.Armed Forces
V	15	.No previous experience - never .worked
D A-DTOCC	2	222
		Detailed occupation code
		See industry and occupation code appendix for list of legal codes
U A-CLSWKR=1-7		
D A-ERNEL	1	224
		Earnings eligibility flag
U All		
V	0	.Not earnings eligible
V	1	.Earnings eligible
D A-IOELIG	1	225
U All		
		Industry and occupation eligibility flag
V	0	.Not 1 and 0 eligible
V	1	.1 and 0 eligible
D A-DSCWK	1	226
		Discouraged worker flag
U All		
V	0	.Non-discouraged worker
V	1	.Discouraged worker
D A-DTCLWK	2	227
		Detailed class of worker
U A-CLSWKR=1-7		
V	-1	.Not in universe
V	00	.Old Not in universe
		Agriculture wage and salary
V	01	.Private
V	02	.Government
V	03	.Self-employed
V	04	.Unpaid family
		Non-agriculture wage and salary
		Private industry
V	05	.Private household
V	06	.Other private
		Government
V	07	.Federal
V	08	.State
V	09	.Local
V	10	.Self-employed
V	11	.Unpaid family
D A-EMP	1	229
		Employed persons (excluding farm workers and private household workers)
U All		
V	-1	.Not in universe
V	1	.In Universe
D A-NAGWS	1	230
U All		
		Non agricultural wage and salary workers
V	-1	.Not in universe
V	1	.In Universe

CURRENT POPULATION SURVEY - ADULT'S INTERVIEW

DATA	SIZE	BEGIN	
D A-RCOW	1	231	
U All			Class of worker recode
V	-1		.Not in universe
V	1		.Private
V	2		.Federal
V	3		.State
V	4		.Local
V	5		.Se-uninc.
V	6		.Without pay
V	7		.Never worked
D A-NCAGPWS	1	232	
U All			Nonagricultural private wage and salary workers (Except private household)
V	-1		.Not in universe
V	1		.In universe
D A-HERNTP	4	233	
U All			Hourly earnings top code
V	-1		.Not in universe
V	0-9999		.Hourly earnings value
V			.(2 implied decimal places)
D A-WERNTP	4	237	
U All			Weekly earnings top code
V	-1		.Not in universe
V	0-1927		.Weekly earnings value
D A-MERNTF	1	241	
U All			Hourly earnings top code flag
V	-1		.Not in universe
V	0		.Not top coded
V	1		.Top coded
D A-WERNTF	1	242	
U All			Weekly earnings top code flag
V	-1		.Not in universe
V	0		.Not top coded
V	1		.Top coded
D A-FERNTP	4	243	
U All			Family earnings top code
V	-1		.Not in primary family or .not in universe
V	0000-9999		.Family earnings value
D A-FERNTF	1	247	
U All			Family earnings top code flag
V	-1		.Not in universe
V	0		.Not top codes
V	1		.Top Coded
*****			
* Adult Weights			
*****			
D A-FNLWGT	8	248	2
U All			Adults final weight (2 implied decimal places)
D A-ECRNLWT	8	256	2
U H-MIS=4 or 8			Earnings/not in labor force weight (2 implied decimal places)
D A-VETWGT	8	264	2
U All			Veteran's weight (2 implied decimal places) family recodes

DATA	SIZE	BEGIN	
D A-FAMNUM	2	272	
U All			Family number
V	00		.Not a family member
V	01		.Primary family member only
V	02-19		.Subfamily member
D A-FAMTYP	1	274	
U All			Family type
V	1		.Primary family
V	2		.Primary individual
V	3		.Related subfamily
V	4		.Unrelated subfamily
V	5		.Secondary Individual
D A-FAMREL	1	275	
U All			Family relationship
V	0		.Not a family member
V	1		.Reference person
V	2		.Spouse
V	3		.Child
V	4		.Other relative (primary family and unrelated subfamily only)
D A-PFNOCD	1	276	
U All			Number of own children < 18 in primary family
V	0		.Not in primary family
V	1		.No children
V	2		.1 child
V	3		.2 children
V	4		.3 children
V	5		.4 children
V	6		.5 children
V	7		.6 children
V	8		.7 children
V	9		.8+ children
D A-PFPRCD	2	277	
U All			Presence of own children < 18 in primary family.
V	0		.Not in primary family
V	1		.No children < 18 years old
V	2		.All children 0-2 years old
V	3		.All children 3-5 years old
V	4		.All children 6-13 years old
V	5		.All children 14-17 years old
V	6		.Children 0-2 and 3-5
V			.(none 6-17)
V	7		.Children 0-2 and 6-13
V			.(none 3-5 or 14-17)
V	8		.Children 0-2 and 14-17
V			.(none 3-13)
V	9		.Children 3-5 and 6-13
V			.(none 0-2 or 14-17)
V	10		.Children 3-5 and 14-17
V			.(none 0-2 or 6-13)
V	11		.Children 6-13 and 14-17
V			.(none 0-5)
V	12		.Children 0-2, 3-5 and 6-13
V			.(none 14-17)
V	13		.Children 0-2, 3-5 and 14-17
V			.(none 6-13)
V	14		.Children 0-2, 6-13 and 14-17
V			.(none 3-5)
V	15		.Children 3-5, 6-13 and 14-17
V			.(none 0-2)
V	16		.Children from all age groups

DATA SIZE BEGIN

D A-PFREL 1 279  
Primary family relationship

V 0 .Not in primary family

U All

V 1 .Husband

V 2 .Wife

V 3 .Own child

V 4 .Other relative

V 5 .Unmarried reference person

D A-PFSIZE 2 280  
Size of primary family

U All

V 00 .Not in primary family

V 02-39 .Number individuals

V .(A-FANTYP = 1 or 3)

D A-PFHHAG 1 282  
Age of primary family householder

U All

V 0 .Not a family member

V 1 .< 25 years old

V 2 .25-44 years old

V 3 .45-54 years old

V 4 .55-64 years old

V 5 .65+ years old

D A-LFESM 1 283  
Labor force and earner status (male)  
of husband of primary family or male  
householder

U All

V 0 .Not in primary family/no male

V 1 .Employed earner

V 2 .Self-employed

V 3 .Without pay

V 4 .Unemployed

V 5 .Not in labor force

V 6 .Armed Forces

D A-LFESF 1 284  
Labor force and earner status (female)  
of wife of primary family or female  
householder

U All

V 0 .Not in primary family/no female

V 1 .Employed earner

V 2 .Self-employed

V 3 .Without pay

V 4 .Unemployed

V 5 .Not in labor force

V 6 .Armed Forces

D A-PFWS 1 285  
Primary family earners wage and salary  
status (16+)

U All

V -1 .Not in primary family

V 0 .Not in primary family

V 1 .No one employed

V 2 .Some employed - no wage and  
.salary workers

V 3 .With wage and salary workers,  
.husband/wife or reference v  
.person self-employed

V 4 .With wage and salary workers,  
.husband/wife or reference person  
.not self-employed other

V Household member self-employed

V 5 .With wage and salary workers  
.only

DATA SIZE BEGIN

D A-PFFTP 1 286  
Usual full-time/part-time status of  
primary family earners (16+)

U H-MIS=4 or 8

V -1 .Not in universe (MIS 1,2,3,5,6,7)

V 0 .Not in primary family

V 1 .No earners

V 2 .All earners full-time

V 3 .Some full-time, some part-time

V 4 .All earners part-time

V 5 .Not in universe

D A-PFEARN 4 287  
Total weekly family earnings (for  
members 16+)

U H-MIS=4 or 8

V -1 .Not in primary family or not  
in universe

V 0000-9999 .Usual weekly family earnings

D A-PFNOER 1 291  
Number of earners in primary family 16+

U All

V -1 .Not in universe (not in  
.primary family)

V 0 .No earners

V 1-8 .1-8 earners

V 9 .9+ earners

D A-PFNOEM 1 292  
Number of employed in primary  
family 16+

V -1 .Not in universe

V 0 .No one employed

V 1-8 .1-8 employed

V 9 .9+ employed

D A-PFNOUN 1 293  
Number of unemployed in primary  
family 16+

U All

V -1 .Not in universe (not in  
.primary family)

V 0 .No unemployed

V 1-8 .1-8 unemployed

V 9 .9+ unemployed

D A-FAMWGT 8 294 2  
Family weight - two implied decimal  
places

U All

D A-FMEWGT 8 302 2  
Family earnings weight (2 implied  
decimal places) allocation flags

U H-MIS=4 or 8

D AXLINENO 1 310  
Line number allocation flag

V 0 .No change

V 2 .Blank to value

V 3 .Value to value

D AXRRP 1 311  
Relationship to reference person  
allocation flag

V 0 .No change

V 2 .Blank to value

V 3 .Value to value

V 5 .Value to value - no error

CURRENT POPULATION SURVEY - ADULT'S INTERVIEW

DATA	SIZE	BEGIN
D AXSPARENT	1	312
	Parent's line number allocation flag	
V	0	.No change
V	2	.Blank to value
V	3	.Value to value
V	5	.Value to value - no error
D AXAGE	1	313
	Age allocation flag	
V	0	.No change
V	2	.Blank to value
V	4	.Allocated
D AXMARITL	1	314
	Marital status allocation flag	
V	0	.No change
V	2	.Blank to value
V	3	.Value to value
V	4	.Allocated
V	5	.Value to value - no error
D AXSPOUSE	1	315
	Spouse's line number allocation flag	
V	0	.No change
V	2	.Blank to value
V	3	.Value to value
V	5	.Value to value - no error
D AXSEX	1	316
	Sex allocation flag	
V	0	.No change
V	2	.Blank to value
V	3	.Value to value
V	4	.Allocated
D AXVET	1	317
	Veteran status allocation flag	
V	0	.No change
V	2	.Blank to value
V	3	.Value to value
V	4	.Allocated
D AXHGA	1	318
	Highest grade attended allocation flag	
V	0	.No change
V	4	.Allocated
D PADDING	1	319
D AXRACE	1	320
	Race allocation flag	
V	0	.No change
V	2	.Blank to value
V	4	.Allocated
D AXORIGIN	1	321
	Origin allocation flag	
V	0	.No change
V	2	.Blank to value
V	5	.Value to value - no error
V	8	.Blank to N/A code
D AXLFSR	1	322
	Labor force status recode allocation flag	
V	0	.No change
V	4	.Allocated

DATA	SIZE	BEGIN
D AXMAJACT	1	323
V	0	.No change
V	1	.Value to blank
V	2	.Blank to value
V	3	.Value to value
V	4	.Allocated
D AXANYWK	1	324
V	0	.No change
V	1	.Value to blank
V	2	.Blank to value
V	3	.Value to value
V	4	.Allocated
D AXHRS	1	325
V	0	.No change
V	1	.Value to blank
V	2	.Blank to value
V	3	.Value to value
V	4	.Allocated
D AXHRSCHK	1	326
V	0	.No change
V	1	.Value to blank
V	2	.Blank to value
V	3	.Value to value
V	4	.Allocated
D AXUSLFT	1	327
V	0	.No change
V	1	.Value to blank
V	2	.Blank to value
V	3	.Value to value
V	4	.Allocated
D AXFTREAS	1	328
V	0	.No change
V	1	.Value to blank
V	2	.Blank to value
V	3	.Value to value
V	4	.Allocated
D AXLOSTIM	1	329
V	0	.No change
V	1	.Value to blank
V	2	.Blank to value
V	3	.Value to value
V	4	.Allocated
D AXOVRTIM	1	330
V	0	.No change
V	1	.Value to blank
V	2	.Blank to value
V	3	.Value to value
V	4	.Allocated
D AXJOBABS	1	331
V	0	.No change
V	1	.Value to blank
V	2	.Blank to value
V	3	.Value to value
V	4	.Allocated
D AXWHYABS	1	332
V	0	.No change
V	1	.Value to blank
V	2	.Blank to value
V	3	.Value to value
V	4	.Allocated



DATA DICTIONARY

DATA	SIZE	BEGIN	DATA	SIZE	BEGIN
D AXPAYABS	1	333	D AXIND	1	343
V	0	.No change	V	0	.No change
V	1	.Value to blank	V	1	.Value to blank
V	2	.Blank to value	V	2	.Blank to value
V	3	.Value to value	V	3	.Value to value
V	4	.Allocated	V	4	.Allocated
D AXFTABS	1	334	D AXOCC	1	344
V	0	.No change	V	0	.No change
V	1	.Value to blank	V	1	.Value to blank
V	2	.Blank to value	V	2	.Blank to value
V	3	.Value to value	V	3	.Value to value
V	4	.Allocated	V	4	.Allocated
D AXLKWK	1	335	D AXCLSWKR	1	345
V	0	.No change	V	0	.No change
V	1	.Value to blank	V	1	.Value to blank
V	2	.Blank to value	V	2	.Blank to value
V	3	.Value to value	V	3	.Value to value
V	4	.Allocated	V	4	.Allocated
D AXMTHD	1	336	D AXNLFJ	1	346
V	0	.No change	V	0	.No change
V	1	.Value to blank	V	1	.Value to blank
V	2	.Blank to value	V	2	.Blank to value
V	3	.Value to value	V	3	.Value to value
V	4	.Allocated	V	4	.Allocated
D AXWHYLK	1	337	D AXWHYLFY	1	347
V	0	.No change	V	0	.No change
V	1	.Value to blank	V	1	.Value to blank
V	2	.Blank to value	V	2	.Blank to value
V	3	.Value to value	V	3	.Value to value
V	4	.Allocated	V	4	.Allocated
D AXWKSJK	1	338	D AXWANTJB	1	348
V	0	.No change	V	0	.No change
V	1	.Value to blank	V	1	.Value to blank
V	2	.Blank to value	V	2	.Blank to value
V	3	.Value to value	V	3	.Value to value
V	4	.Allocated	V	4	.Allocated
D AXLKFTPT	1	339	D AXWHYNL	1	349
V	0	.No change	V	0	.No change
V	1	.Value to blank	V	1	.Value to blank
V	2	.Blank to value	V	2	.Blank to value
V	3	.Value to value	V	3	.Value to value
V	4	.Allocated	V	4	.Allocated
D AXAVAIL	1	340	D AXINTEND	1	350
V	0	.No change	V	0	.No change
V	1	.Value to blank	V	1	.Value to blank
V	2	.Blank to value	V	2	.Blank to value
V	3	.Value to value	V	3	.Value to value
V	4	.Allocated	V	4	.Allocated
D AXWHYNA	1	341	D AXUSLHRS	1	351
V	0	.No change	V	0	.No change
V	1	.Value to blank	V	1	.Value to blank
V	2	.Blank to value	V	2	.Blank to value
V	3	.Value to value	V	3	.Value to value
V	4	.Allocated	V	4	.Allocated
D AXWHENLJ	1	342	D AXHRLYWK	1	352
V	0	.No change	V	-1	.Not in universe
V	1	.Value to blank	V	0	.No change
V	2	.Blank to value	V	1	.Value to blank
V	3	.Value to value	V	2	.Blank to value
V	4	.Allocated	V	3	.Value to value
			V	4	.Allocated

**CURRENT POPULATION SURVEY - ADULT'S INTERVIEW**

DATA	SIZE	BEGIN
D AXHRSPAY	1	353
V	-1	.Not in universe
V	0	.No change
V	1	.Value to blank
V	2	.Blank to value
V	3	.Value to value
V	4	.Allocated
D AXGRSMK	1	354
V	-1	.Not in Universe
V	0	.No change
V	1	.Value to blank
V	2	.Blank to value
V	3	.Value to value
V	4	.Allocated
D AXJNMEM	1	355
V	-1	.Not in universe
V	0	.No change
V	1	.Value to blank
V	2	.Blank to value
V	3	.Value to value
V	4	.Allocated
D AXJUNCOV	1	356
V	-1	.Not in universe
V	0	.No change
V	1	.Value to blank
V	2	.Blank to value
V	3	.Value to value
V	4	.Allocated

DATA	SIZE	BEGIN
D AXENRCHK	1	357
V	0	.No change
V	1	.Value to blank
V	2	.Blank to value
V	3	.Value to value
V	4	.Allocated
D AXENRLW	1	358
V	0	.No change
V	1	.Value to blank
V	2	.Blank to value
V	3	.Value to value
V	4	.Allocated
D AXHSCOL	1	359
V	0	.No change
V	1	.Value to blank
V	2	.Blank to value
V	3	.Value to value
V	4	.Allocated
D AXFTPT	1	360
V	0	.No change
V	1	.Value to blank
V	2	.Blank to value
V	3	.Value to value
V	4	.Allocated

**CURRENT POPULATION SURVEY - CHILD'S INTERVIEW**

DATA            SIZE   BEGIN

V            14 .Converted to perm. business or  
V                .storage

V            15 .Merged

V            16 .Condemned

V            17 .Built after April 1, 1980

V            18 .Unused line of listing sheet

V            19 .Other

D H-SEASON    1    18  
Item 16 - Seasonal status

U H-TYPEBC=1-3

V            -1 .Not in universe

V            1 .Year round

V            2 .By migratory workers

V            3 .Seasonally

D H-OCCINT    1    19  
Item 17 - This unit is intended for  
occupancy

U H-SEASON=2 or 3 and H-LIVQRT=1-7

V            -1 .Not in universe

V            1 .Summers only

V            2 .Winters only

V            3 .Other

D H-INTRV1    2    20  
Interviewer code  
Blank or impossible in any digit  
interviewer code A00-M99 excluding IXX

V            -1 .Blank

V            00 .A

V            01 .B

V            02 .C

V            03 .D

V            04 .E

V            05 .F

V            06 .G

V            07 .H

V            08 .J

V            09 .K

V            10 .L

V            11 .M

V            12 .N

V            13 .P

V            14 .Q

V            15 .R

V            16 .S

V            17 .T

V            18 .U

V            19 .V

V            20 .W

V            21 .X

V            22 .Y

V            23 .Z

D H-INTRV2    1    22  
Interviewer Code - digit 2

V            -1 .Blank

V            0-9 .Interviewer code digit 2

D H-INTRV3    1    23  
Interviewer Code - digit 3

V            -1 .Blank

V            0-9 .Interviewer code digit 3

D H-STATUS    1    24  
Item 27B - HHLD status change -  
replacement household

U All

V            -1 .Blank

V            1 .Yes

V            2 .No

DATA            SIZE   BEGIN

D H-TENURE    1    25  
Tenure

U All

V            -1 .Not in universe

V            1 .Owned or being bought

V            2 .Rent

V            3 .No cash rent

D H-FAMINC    2    26  
Family income  
Note: If a nonfamily household  
(H-FAMIND=0), income includes only  
that of householder.

U All

V            -1 .Not in universe

V            0 .Less than \$5,000

V            1 . \$5,000 to \$7,499

V            2 . \$7,500 to \$9,999

V            3 . \$10,000 to \$12,499

V            4 . \$12,500 to \$14,999

V            5 . \$15,000 to \$19,999

V            6 . \$20,000 to \$24,999

V            7 . \$25,000 to \$29,999

V            8 . \$30,000 to \$34,999

V            9 . \$35,000 to \$39,999

V            10 . \$40,000 to \$49,999

V            11 . \$50,000 to \$59,000

V            12 . \$60,000 to \$74,999

V            13 . \$75,000 and Over

V            19 .Not answered

D H-TELHHD    1    28  
Telephone in household

U All (March, July, Nov. only)

V            -1 .Not in universe (noninterview)

V            1 .Yes

V            2 .No

D H-TELAVL    1    29  
Telephone available

U H-TELHHD=2 (March, July, Nov. only)

V            -1 .Not in universe

V            1 .Yes

V            2 .No

D H-TELINT    1    30  
Telephone interview acceptable

U H-TELHHD=1 or H-TELAVL=1 (March, July,  
Nov. only)

V            -1 .Not in universe

V            1 .Yes

V            2 .No

D H-PRSCNT    1    31  
Item 30 - Number of contacts - actual  
and attempted -- personal

U March, July, Nov. only

V            -1 .Blank

V            1-6 .# of personal contacts

V                .(6 = 6+)

D H-TELCNT    1    32  
Item 30 - Number of contacts - actual  
and attempted -- telephone

U March, July, Nov. only

V            -1 .Blank

V            1-9 .# of telephone contacts

V                .(9 = 9+)

D H-TIMINT    1    33  
Item 31 - Time of interview

U March, July, Nov. only

V            -1 .Blank

V            1 .Midnight to 6 A.M.

V            2 .6 to 9 A.M.

V            3 .9 A.m. to noon

## ATTACHMENT 7

### Current Population Survey Child's Interview Data Dictionary

DATA	SIZE	BEGIN	DATA	SIZE	BEGIN
D HSPAD1	1	1	V	12	.Other not HU
D HSPAD2	1	2	D H-FARM	1	11
D H-MONTH	2	3	Farm def'n - edited using urban/rural code		
Month of survey			U All	From MST and CPS-1 Items 5A and 5B	
U All			V	1	.Nonfarm
V	01-12	.Month	V	2	.Farm
D H-YEAR	1	5	D H-TYPINT	1	12
Year of survey - last digit			Item 13 - Type interview		
U All			U All		
V	0-9	.Last digit of year	V	-1	.Blank or impossible
D H-HHNUM	1	6	V	1	.Noninterview
Household number			V	2	.Personal
U All			V	3	.Tel. - regular
V	-1	.Blank	V	4	.Tel. - callback
V	1-8	.Household number	V	5	.ICR filled
D H-CPSCHK	1	7	D H-RESPNM	1	13
Item 1 - Interviewer check item			Item 12 - Line no. HHLD resp.		
U All			U All		
V	-1	.Blank	V	-1	.Blank or impossible
V	1	.Only CPS-1 for household	V	1-6	.Line no.
V	2	.First CPS-1 of continuation household	V	7	.Non HHLD resp.
V	3	.Second CPS-1 of continuation household	D H-AREASN	1	14
V	4	.Third, fourth, etc. CPS-1	Item 14 - Reason for type A		
D H-DAYCMP	1	8	U H-HHTYPE=2		
Day interview complete			V	-1	.Not in universe
U All			V	1	.No one home
V	-1	.Blank	V	2	.Temporarily absent
V	1	.Sunday	V	3	.Refused
V	2	.Monday	V	4	.Other - occ.
V	3	.Tuesday	D H-ARACE	1	15
V	4	.Wednesday	Item 14 - Race for type A		
V	5	.Thursday	U H-HHTYPE=2		
V	6	.Friday	V	-1	.Not in universe
V	7	.Saturday	V	1	.White
V	8	.After interview week	V	2	.Black
D H-LIVQRT	2	9	V	3	.Other
Item 4 - Type of living quarters (Recode)			D H-TYPEBC	2	16
U All			Item 15 - Type B/C		
Housing unit			U H-HHTYPE=3		
V	01	.House, apt., flat	V	-1	.Not in universe
V	02	.HU in nontransient hotel, etc.	Type B		
V	03	.HU, perm., in trans. hotel, motel etc.	V	01	.Vacant - regular
V	04	.HU in rooming house	V	02	.Vacant - storage of HHLD furniture
V	05	.Mobile home or trailer with no permanent room added	V	03	.Temp occ. by persons with URE
V	06	.Mobile home or trailer with 1 or more perm. rooms added	V	04	.Unfit or to be demolished
V	07	.HU not specified above	V	05	.Under construction, not ready
Other unit			V	06	.Converted to temp. business or storage
V	08	.Qtrs not HU in rooming or boarding house	V	07	.Occ. by AF members or persons under 15
V	09	.Unit not perm. in trans. hotel, motel, etc.	V	08	.Unocc. tent or trailer site
V	10	.Tent or trailer site	V	09	.Permit granted, construction not started
V	11	.Student quarters in college dormitory	V	10	.Other
V			Type C		
			V	11	.Demolished
			V	12	.House or trailer moved
			V	13	.Outside segment

DATA DICTIONARY

DATA	SIZE	BEGIN
V	4	.Noon to 3 P.M.
V	5	.3 to 6 P.M.
V	6	.6 to 9 P.M.
V	7	.9 P.M. to midnight
*****		
* Household recodes *		
*****		
D H-HHTYPE	1 34	Type of household
U All		
V	1	.Interview
V	2	.Type A non-interview
V	3	.Type B/C non-interview
D H-MIS	1 35	Month in sample
U All		
V	1-8	.Month in sample
D H-NUMPER	2 36	Number of persons in household
U All		
V	00	.Noninterview household
V	1-39	.Number of persons in HHLD
D H-TYPE	1 38	Household type
U All		
V	0	.Non-interview household
V	1	.Husband/wife primary family
V		.(neither husband or wife in
V		.Armed Forces)
V	2	.Husband/wife primary family
V		.(husband and/or wife in armed
V		.forces)
V	3	.Unmarried civilian male
V		.primary family householder
V	4	.Unmarried civilian female
V		.primary family householder
V	5	.Primary family household -
V		.reference person in
V		.Armed Forces and unmarried
V	6	.Civilian male primary
V		.individual
V	7	.Civilian female primary
V		.individual
V	8	.Primary individual household -
V		.reference person in Armed Forces
V	9	.Group quarters
D H-TYPERP	1 39	Type of reference person
U H-HHTYPE=1		
V	0	.Not in universe
V	1	.Civilian
V	2	.Armed Forces
V	3	.Group quarters
D H-NUMFAM	2 40	Number of families in HHLD
U H-HHTYPE=1		
V	00	.Not in universe
V	00-39	.Number of families
D H-HHDSEQ	2 42	Householder sequence number
		(reference person)
		(Will be first adult record for
		group quarters)
U H-HHTYPE=1		
V	00	.Not in universe
V	01-39	.Sequence number

DATA	SIZE	BEGIN
D H-HSTIND	5 44	Master segment tape index
		Unique segment identifier
D H-HHWGT	9 49 2	Household weight (2 implied
		decimal places)
		Final household weight equivalent to
		the weight of the wife in husband-wife
		households and the reference person
		in all other households
*****		
* Allocation flags *		
*****		
D HXTENURE	1 58	
V	0	.No change
V	1	.Value to blank
V	4	.Allocated
D HXFAMINC	1 59	
V	0	.No change
V	2	.Blank to value
V	6	.Refusal to value, allocated,
V		.no error
D HXRACE	1 60	
V	0	.No change
V	1	.Value to blank
V	4	.Allocated
D HXCPSCHK	1 61	
V	0	.No change
V	2	.Blank to value
D HXDAYCMP	1 62	
V	0	.No change
V	2	.Blank to value
D HXHHNUM	1 63	
V	0	.No change
V	2	.Blank to value
V	8	.Blank to NA - error
D HXINTRV	1 64	
V	0	.No change
V	2	.Blank to value
D HXLIVQRT	1 65	
V	0	.No change
V	4	.Allocated
V	7	.Blank to NA - no error
D HXOCCINT	1 66	
V	0	.No change
V	1	.Value to blank
V	4	.Allocated
D HXRESPNM	1 67	
V	0	.No change
V	2	.Blank to value
D HXSEASON	1 68	
V	0	.No change
V	1	.Value to blank
V	4	.Allocated
D HXSTATUS	1 69	
V	0	.No change
V	1	.Value to blank
V	2	.Blank to value
V	3	.Value to value
V	8	.Blank to NA - error

CURRENT POPULATION SURVEY - CHILD'S INTERVIEW

DATA	SIZE	BEGIN
D HXAREASN	1	70
V	0	.No change
V	1	.Value to blank
D HXTYPEBC	1	71
V	0	.No change
V	1	.Value to blank
D HXTELHND	1	72
V	0	.No change
V	1	.Value to blank
V	4	.Allocated
D HXTELAVAL	1	73
V	0	.No change
V	1	.Value to blank
V	4	.Allocated
D HXTELint	1	74
V	0	.No change
V	1	.Value to blank
V	4	.Allocated
D HXPRSCNT	1	75
V	0	.No change
V	2	.Blank to value
D HXTIMINT	1	76
V	0	.No change
V	2	.Blank to value
D HXTELCNT	1	77
V	0	.No change
V	7	.Blank to NA - no error

\*\*\*\*\*

\* Master Segment Tape (M.S.T.) items \*  
 \* for M.S.T. variables whose ranges are \*  
 \* not defined here, see geographic \*  
 \* appendix to this DDL. \*

\*\*\*\*\*

D HG-REG	1	78
V	1	.Northeast
V	2	.Midwest
V	3	.South
V	4	.West
D HG-ST60	2	79
		1960 Census state code (first digit = geog. division code)
		Northeast Region (Region 1)
		New England Division (Div. 1)
V	11	.Maine
V	12	.New Hampshire
V	13	.Vermont
V	14	.Massachusetts
V	15	.Rhode Island
V	16	.Connecticut
		Middle Atlantic Division (Div. 2)
V	21	.New York
V	22	.New Jersey
V	23	.Pennsylvania
		Midwest Region (Region 2)
		East North Central Division (Div. 3)
V	31	.Ohio
V	32	.Indiana
V	33	.Illinois
V	34	.Michigan
V	35	.Wisconsin
		West North Central Division (Div. 4)
V	41	.Minnesota
V	42	.Iowa
V	43	.Missouri
V	44	.North Dakota

DATA	SIZE	BEGIN
V	45	.South Dakota
V	46	.Nebraska
V	47	.Kansas
		South Region (Region 3)
		South Atlantic Division (Div. 5)
V	51	.Delaware
V	52	.Maryland
V	53	.District of Columbia
V	54	.Virginia
V	55	.West Virginia
V	56	.North Carolina
V	57	.South Carolina
V	58	.Georgia
V	59	.Florida
		East South Central Division (Div. 6)
V	61	.Kentucky
V	62	.Tennessee
V	63	.Alabama
V	64	.Mississippi
		West South Central Division (Div. 7)
V	71	.Arkansas
V	72	.Louisiana
V	73	.Oklahoma
V	74	.Texas
		West Region (Region 4)
		Mountain Division (Div. 8)
V	81	.Montana
V	82	.Idaho
V	83	.Wyoming
V	84	.Colorado
V	85	.New Mexico
V	86	.Arizona
V	87	.Utah
V	88	.Nevada
		Pacific Division (Div. 9)
V	91	.Washington
V	92	.Oregon
V	93	.California
V	94	.Alaska
V	95	.Hawaii
D HG-STRN	2	81
		1980 State rank
		(See Geographic Appendix)
D HG-FIPS	2	83
		FIPS State code
		(See Geographic Appendix)
D HG-MSAS	1	85
		MSA status
V	1	.In MSA, in CC
V	2	.In MSA, not in CC
V	3	.Not in MSA
V	4	.Not identified
D HG-MSAC	4	86
		MSA or PMSA FIPS code
V	0000	.Not MSA/PMSA, not identified
V	0040-9340	.MST/PMSA code
		(See Geographic Appendix)
D HG-PMSA	2	90
		PMSA rank
V	00	.Not a PMSA, not identified
V	01-12	.Ranking of PMSA within its CMSA
		(See Geographic Appendix)
D HG-MSAR	3	92
		MSA or CMSA rank
V	000	.Not an MSA, not identified
V	001-252	.Ranking of MSAs or CMSAs by population
		(See Geographic Appendix)

DATA        SIZE    BEGIN

D HG-MSSZ    2     95  
 MSA size  
 First character -- padding  
 Second character -- pop. size MSA/CMSA

V        1 .Not identified, not an MSA  
 V        2 .100,000 - 249,999  
 V        3 .250,000 - 499,999  
 V        4 .500,000 - 999,999  
 V        5 .1 million - 2,499,999  
 V        6 .2.5 million - 4,999,999  
 V        7 .5 million - 9,999,999  
 V        8 .10 million or more

D HG-CMSA    2     97  
 V        00 .Not in CMSA, not identified  
 V        07-91 .CMSA code  
 (See Geographic Appendix)

D H-METSTA   1     99  
 V        1 .Metropolitan  
 V        2 .Nonmetropolitan  
 V        3 .Not identified

D H-INDVCC   1     100  
 Individual central city identifier  
 (See Geographic Appendix)

D H-RECTYP   1     101  
 V        1 .Interviewed adult  
 V        2 .Type A noninterview  
 V        3 .Type B/C noninterview  
 V        4 .Armed Forces record  
 V        5 .Childrens record

D H-ID        12    102  
 Unique household identifier

\*\*\*\*\*  
 \* Edited Children's Control Card Items \*  
 \*\*\*\*\*

D C-LINENO   2     114  
 Item 18A - Line number  
 U ALL  
 V        01-39 .line number

D C-RRP       2     116  
 Item 188 - Relationship to  
 reference person  
 U ALL  
 V        5 .Own child  
 V        7 .Brother/sister  
 V        8 .Other relative of ref. person  
 V        9 .Non-rel. of reference person with  
 V        .own relatives in HHLd  
 V        10 .Non-rel. of reference person-no  
 V        .own relatives in HHLd

D C-PARENT   2     118  
 Item 18C - Parent's line number  
 U ALL  
 V        00 .None  
 V        01-39 .Parent's line number

D C-AGE       2     120  
 Item 18D - Age  
 U ALL  
 V        00-14 .Child age

D PADDING    3     122

D C-SEX       1     125  
 Item 18G - Sex  
 U ALL  
 V        1 .Male  
 V        2 .Female

DATA        SIZE    BEGIN

D PADDING    4     126

D C-RACE      1     130  
 Item 18J - Race  
 U ALL  
 V        1 .White  
 V        2 .Black  
 V        3 .Amer. Indian, Aleut Eskimo  
 V        4 .Asian or Pacific Islander  
 V        5 .Other

D PADDING    63    131

\*\*\*\*\*  
 \* Child recodes \*  
 \*\*\*\*\*

D C-REORGN   2     194  
 Item 18K - Origin  
 U ALL  
 V        1 .Mexican American  
 V        2 .Chicano  
 V        3 .Mexican (Mexicano)  
 V        4 .Puerto Rican  
 V        5 .Cuban  
 V        6 .Central or South American  
 V        7 .Other Spanish  
 V        8 .All other  
 V        9 .Don't know  
 V        10 .NA

D C-EXPRRP   2     196  
 Expanded relationship code  
 U ALL  
 V        5 .Natural/adopted child  
 V        6 .Step child  
 V        7 .Grandchild  
 V        9 .Brother/sister  
 V        10 .Other relative  
 V        11 .Foster child  
 V        12 .Nonrelative with relatives  
 V        14 .Nonrelative without relatives

D PADDING    50    198

\*\*\*\*\*  
 \* Child weights \*  
 \*\*\*\*\*

D C-FNLWGT   8     248        2  
 Childs final weight  
 (2 implied decimal places)  
 U ALL

D PADDING    16    256

\*\*\*\*\*  
 \* Family recodes \*  
 \*\*\*\*\*

D C-FAMNUM    2     272  
 Family number  
 U ALL  
 V        00 .Not a family member  
 V        01 .Primary family member only  
 V        02-19 .Subfamily member

D C-FAMTYP    1     274  
 Family type  
 U ALL  
 V        1 .Primary family  
 V        2 .Primary individual  
 V        3 .Related subfamily  
 V        4 .Unrelated subfamily  
 V        5 .Secondary individual

**CURRENT POPULATION SURVEY - CHILD'S INTERVIEW**

DATA SIZE BEGIN

D C-FAMREL 1 275

Family relationship

U All

- V 0 .Not a family member
- V 1 .Reference person
- V 2 .Spouse
- V 3 .Child
- V 4 .Other relative (primary family and unrelated subfamily only)

D C-PFNOCD 1 276

Number of own children < 18 in primary family

U All

- V 0 .Not in primary family
- V 1 .No children
- V 2 .1 child
- V 3 .2 children
- V 4 .3 children
- V 5 .4 children
- V 6 .5 children
- V 7 .6 children
- V 8 .7 children
- V 9 .8+ children

D C-PFPRCD 2 277

Presence of own children < 18 in primary family.

U All

- V 0 .Not in primary family
- V 1 .No children < 18 years old
- V 2 .All children 0-2 years old
- V 3 .All children 3-5 years old
- V 4 .All children 6-13 years old
- V 5 .All children 14-17 years old
- V 6 .Children 0-2 and 3-5 .(none 6-17)
- V 7 .Children 0-2 and 6-13 .(none 3-5 or 14-17)
- V 8 .Children 0-2 and 14-17 .(none 3-13)
- V 9 .Children 3-5 and 6-13 .(none 0-2 or 14-17)
- V 10 .Children 3-5 and 14-17 .(none 0-2 or 6-13)
- V 11 .Children 6-13 and 14-17 .(none 0-5)
- V 12 .Children 0-2, 3-5 and 6-13 .(none 14-17)
- V 13 .Children 0-2, 3-5 and 14-17 .(none 6-13)
- V 14 .Children 0-2, 6-13 and 14-17 .(none 3-5)
- V 15 .Children 3-5, 6-13 and 14-17 .(none 0-2)
- V 16 .Children from all age groups

D C-PFREL 1 279

Primary family relationship

U All

- V 0 .Not in primary family
- V 1 .Husband
- V 2 .Wife
- V 3 .Own child
- V 4 .Other relative
- V 5 .Unmarried reference person

D C-PFSIZE 2 280

Size of primary family

U All

- V 00 .Not in primary family
- V 02-39 .Number individuals .(A-FAMTYP = 1 or 3)

DATA SIZE BEGIN

D C-PFHAG 1 282

Age of primary family householder

U All

- V 0 .Not a family member
- V 1 .< 25 years old
- V 2 .25-44 years old
- V 3 .45-54 years old
- V 4 .55-64 years old
- V 5 .65+ years old

D C-LFESH 1 283

Labor force and earner status (male) of husband of primary family or male householder

U All

- V 0 .Not in primary family/no male
- V 1 .Employed earner
- V 2 .Self-employed
- V 3 .Without pay
- V 4 .Unemployed
- V 5 .Not in labor force
- V 6 .Armed Forces

D C-LFESF 1 284

Labor force and earner status (female) of wife of primary family or female householder

U All

- V 0 .Not in primary family/no female
- V 1 .Employed earner
- V 2 .Self-employed
- V 3 .Without pay
- V 4 .Unemployed
- V 5 .Not in labor force
- V 6 .Armed Forces

D C-PFWS 1 285

Primary family earners wage and salary status (16+)

U All

- V 0 .Not in primary family
- V 1 .No one employed
- V 2 .Some employed - no wage and salary workers
- V 3 .With wage and salary workers, husband/wife or reference person self-employed
- V 4 .With wage and salary workers, husband/wife or reference person not self-employed other household member self-employed
- V 5 .With wage and salary workers only

D C-PFFTPT 1 286

Usual full-time/part-time status of primary family earners (16+)

U H-MIS=4 or 8

- V -1 .Not in universe .(MIS 1,2,3,5,6,7)
- V 0 .Not in primary family
- V 1 .No earners
- V 2 .All earners full time
- V 3 .Some full time, some part time
- V 4 .All earners part time
- V 5 .Not in universe

D C-PFEARN 4 287

Total weekly family earnings (for members 16+)

U H-MIS=4 or 8

- V -1 .Not in primary family or not in universe
- V 0000-9999 .Usual weekly family earnings



DATA DICTIONARY

DATA	SIZE	BEGIN
D C-PFNOER	1	291
Number of earners in primary family 16+		
U All		
V	-1	.Not in universe (not in primary family)
V	0	.No earners
V	1-8	.1-8 Earners
V	9	.9+ Earners
D C-PFNOEM	1	292
Number of employed in primary family 16+		
V	-1	.Not in universe
V	0	.No one employed
V	1-8	.1-8 Employed
V	9	.9+ Employed
D C-PFNOUN	1	293
Number of unemployed in primary family 16+		
U All		
V	-1	.Not in universe (not in primary family)
V	0	.No unemployed
V	1-8	.1-8 Unemployed
V	9	.9+ Unemployed
D C-FAMWGT	8	294
Family weight - two implied decimal places		
U All		
D C-FMEWGT	8	302
Family earnings weight (2 implied decimal places)		
U H-MIS=4 or 8		
*****		
* Allocation flags *		
*****		
D CXLINENO	1	310
Line number allocation flag		
V	0	.No change
V	2	.Blank to value
V	3	.Value to value

DATA	SIZE	BEGIN
D CXRRP	1	311
Relationship to reference person allocation flag		
V	0	.No change
V	2	.Blank to value
V	3	.Value to value
V	5	.Value to value - no error
D CXSPARENT	1	312
Parent's line number allocation flag		
V	0	.No change
V	2	.Blank to value
V	3	.Value to value
V	5	.Value to value - no error
D CXAGE	1	313
Age allocation flag		
V	0	.No change
V	2	.Blank to value
V	4	.Allocated
D PADDING	2	314
D CXSEX	1	316
Sex allocation flag		
V	0	.No change
V	2	.Blank to value
V	3	.Value to value
V	4	.Allocated
D PADDING	3	317
D CXRACE	1	320
Race allocation flag		
V	0	.No change
V	2	.Blank to value
V	4	.Allocated
D CXORIGIN	1	321
Origin allocation flag		
V	0	.No change
V	2	.Blank to value
V	5	.Value to value - no error
V	8	.Blank to n/a code
D PADDING	39	322

## ATTACHMENT 8

### Current Population Survey Armed Forces' Interview Data Dictionary

DATA	SIZE	BEGIN	DATA	SIZE	BEGIN
D HSPAD1	1	1	V	12	.Other not HU
D HSPAD2	1	2	D H-FARM	1	11
D H-MONTH	2	3	Farm def'n - edited using urban/rural code		
U All	Month of survey		U All	From MST and CPS-1 Items 5A and 5B	
V	01-12	.Month	V	1	.Nonfarm
D H-YEAR	1	5	V	2	.Farm
U All	Year of survey - last digit		D H-TYPINT	1	12
V	0-9	.Last digit of year	Item 13 - Type interview		
D H-HHNUM	1	6	U All	-1	.Blank or impossible
U All	Household number		V	1	.Noninterview
V	-1	.Blank	V	2	.Personal
V	1-8	.Household number	V	3	.Tel. - regular
D H-CPSCHK	1	7	V	4	.Tel. - callback
U All	Item 1 - Interviewer check item		V	5	.ICR filled
V	-1	.Blank	D H-RESPNM	1	13
V	1	.Only CPS-1 for household	Item 12 - Line no. HHLD resp.		
V	2	.First CPS-1 of continuation household	U All	-1	.Blank or impossible
V	3	.Second CPS-1 of continuation household	V	1-6	.Line no.
V	4	.Third, fourth, etc. CPS-1	V	7	.Non HHLD resp.
D H-DAYCMP	1	8	D H-AREASN	1	14
U All	Day interview complete		Item 14 - Reason for type A		
V	-1	.Blank	U H-HHTYPE=2	-1	.Not in universe
V	1	.Sunday	V	1	.No one home
V	2	.Monday	V	2	.Temporarily absent
V	3	.Tuesday	V	3	.Refused
V	4	.Wednesday	V	4	.Other - occ.
V	5	.Thursday	D H-ARACE	1	15
V	6	.Friday	Item 14 - Race for type A		
V	7	.Saturday	U H-HHTYPE=2	-1	.Not in universe
V	8	.After interview week	V	1	.White
D H-LIVQRT	2	9	V	2	.Black
U All	Item 4 - Type of living quarters (Recode)		V	3	.Other
V	Housing unit		D H-TYPEBC	2	16
V	01	.House, apt., flat	Item 15 - Type B/C		
V	02	.HU in nontransient hotel, etc.	U H-HHTYPE=3	-1	.Not in universe
V	03	.HU, perm., in trans. hotel, motel etc.	V	Type B	
V	04	.HU in rooming house	V	01	.Vacant - regular
V	05	.Mobile home or trailer with no permanent room added	V	02	.Vacant - storage of HHLD furniture
V	06	.Mobile home or trailer with 1 or more perm. rooms added	V	03	.Temp occ. by persons with URE
V	07	.HU not specified above	V	04	.Unfit or to be demolished
V	Other unit		V	05	.Under construction, not ready
V	08	.Qtrs not HU in rooming or boarding house	V	06	.Converted to temp. business or storage
V	09	.Unit not perm. in trans. hotel, motel, etc.	V	07	.Occ. by AF members or persons under 15
V	10	.Tent or trailer site	V	08	.Unocc. tent or trailer site
V	11	.Student quarters in college dormitory	V	09	.Permit granted, construction not started
			V	10	.Other
			V	Type C	
			V	11	.Demolished
			V	12	.House or trailer moved
			V	13	.Outside segment

CURRENT POPULATION SURVEY - ARMED FORCES' INTERVIEW

DATA SIZE BEGIN

V 14 .Converted to perm. business or  
V .storage

V 15 .Merged

V 16 .Condemned

V 17 .Built after April 1, 1980

V 18 .Unused line of listing sheet

V 19 .Other

D H-SEASON 1 18  
Item 16 - Seasonal status

U H-TYPEBC=1-3

V -1 .Not in universe

V 1 .Year round

V 2 .By migratory workers

V 3 .Seasonally

D H-OCCINT 1 19  
Item 17 - This unit is intended for  
occupancy

U H-SEASON=2 or 3 and H-LIVQRT=1-7

V -1 .Not in universe

V 1 .Summers only

V 2 .Winters only

V 3 .Other

D H-INTRV1 2 20  
Interviewer code  
Blank or impossible in any digit  
interviewer code A00-M99 excluding IXX

V -1 .Blank

V 00 .A

V 01 .B

V 02 .C

V 03 .D

V 04 .E

V 05 .F

V 06 .G

V 07 .H

V 08 .J

V 09 .K

V 10 .L

V 11 .M

V 12 .N

V 13 .P

V 14 .Q

V 15 .R

V 16 .S

V 17 .T

V 18 .U

V 19 .V

V 20 .W

V 21 .X

V 22 .Y

V 23 .Z

D H-INTRV2 1 22  
Interviewer Code - digit 2

V -1 .Blank

V 0-9 .Interviewer code digit 2

D H-INTRV3 1 23  
Interviewer Code - digit 3

V -1 .Blank

V 0-9 .Interviewer code digit 3

D H-STATUS 1 24  
Item 27B - HHLd status change -  
replacement household

U All

V -1 .Blank

V 1 .Yes

V 2 .No

D H-TENURE 1 25  
Tenure

U All

DATA SIZE BEGIN

V -1 .Not in universe

V 1 .Owned or being bought

V 2 .Rent

V 3 .No cash rent

D H-FAMINC 2 26  
Family income  
Note: If a nonfamily household  
(H-FAMIND=0), income includes only  
that of householder.

U All

V -1 .Not in universe

V 0 .Less than \$5,000

V 1 . \$5,000 to \$7,499

V 2 . \$7,500 to \$9,999

V 3 . \$10,000 to \$12,499

V 4 . \$12,500 to \$14,999

V 5 . \$15,000 to \$19,999

V 6 . \$20,000 to \$24,999

V 7 . \$25,000 to \$29,999

V 8 . \$30,000 to \$34,999

V 9 . \$35,000 to \$39,999

V 10 . \$40,000 to \$49,999

V 11 . \$50,000 to \$59,000

V 12 . \$60,000 to \$74,999

V 13 . \$75,000 and Over

V 19 .Not answered

D H-TELHHD 1 28  
Telephone in household

U All (March, July, Nov. only)

V -1 .Not in universe (noninterview)

V 1 .Yes

V 2 .No

D H-TELAVL 1 29  
Telephone available

U H-TELHHD=2 (March, July, Nov. only)

V -1 .Not in universe

V 1 .Yes

V 2 .No

D H-TELINT 1 30  
Telephone interview acceptable

U H-TELHHD=1 or H-TELAVL=1 (March, July,  
Nov. only)

V -1 .Not in universe

V 1 .Yes

V 2 .No

D H-PRSCNT 1 31  
Item 30 - Number of contacts - actual  
and attempted -- personal

U March, July, Nov. only

V -1 .Blank

V 1-6 .# of personal contacts

V .(6 = 6+)

D H-TELCNT 1 32  
Item 30 - Number of contacts - actual  
and attempted -- telephone

U March, July, Nov. only

V -1 .Blank

V 1-9 .# of telephone contacts

V .(9 = 9+)

D H-TIMINT 1 33  
Item 31 - Time of interview

U March, July, Nov. only

V -1 .Blank

V 1 .Midnight to 6 A.M.

V 2 .6 to 9 A.M.

V 3 .9 A.m. to noon

V 4 .Noon to 3 P.M.

DATA DICTIONARY

DATA SIZE BEGIN

V 5 .3 to 6 P.M.  
V 6 .6 to 9 P.M.  
V 7 .9 P.M. to midnight

\*\*\*\*\*  
\* Household recodes \*  
\*\*\*\*\*

D H-HHTYPE 1 34  
Type of household

U All  
V 1 .Interview  
V 2 .Type A non-interview  
V 3 .Type B/C non-interview

D H-MIS 1 35  
Month in sample

U All  
V 1-8 .Month in sample

D H-NUMPER 2 36  
Number of persons in household

U All  
V 00 .Noninterview household  
V 1-39 .Number of persons in HHL D

D H-TYPE 1 38  
Household type

U All  
V 0 .Non-interview household  
V 1 .Husband/wife primary family  
V .(neither husband or wife in  
V .Armed Forces)  
V 2 .Husband/wife primary family  
V .(husband and/or wife in armed  
V .forces)  
V 3 .Unmarried civilian male  
V .primary family householder  
V 4 .Unmarried civilian female  
V .primary family householder  
V 5 .Primary family household -  
V .reference person in  
V .Armed Forces and unmarried  
V 6 .Civilian male primary  
V .individual  
V 7 .Civilian female primary  
V .individual  
V 8 .Primary individual household -  
V .reference person in Armed Forces  
V 9 .Group quarters

D H-TYPERP 1 39  
Type of reference person

U H-HHTYPE=1  
V 0 .Not in universe  
V 1 .Civilian  
V 2 .Armed Forces  
V 3 .Group quarters

D H-NUMFAM 2 40  
Number of families in HHL D

U H-HHTYPE=1  
V 00 .Not in universe  
V 00-39 .Number of families

D H-HNDSEQ 2 42  
Householder sequence number  
(reference person)  
(Will be first adult record for  
group quarters)

U H-HHTYPE=1  
V 00 .Not in universe  
V 01-39 .Sequence number

DATA SIZE BEGIN

D H-MSTIND 5 44  
Master segment tape index  
Unique segment identifier

D H-HHWGT 9 49 2  
Household weight (2 implied  
decimal places)  
Final household weight equivalent to  
the weight of the wife in husband-wife  
households and the reference person  
in all other households

\*\*\*\*\*  
\* Allocation flags \*  
\*\*\*\*\*

D HXTENURE 1 58  
V 0 .No change  
V 1 .Value to blank  
V 4 .Allocated

D HXFAMINC 1 59  
V 0 .No change  
V 2 .Blank to value  
V 6 .Refusal to value, allocated,  
V .no error

D HXRACE 1 60  
V 0 .No change  
V 1 .Value to blank  
V 4 .Allocated

D HXCPSCHK 1 61  
V 0 .No change  
V 2 .Blank to value

D HXDAYCMP 1 62  
V 0 .No change  
V 2 .Blank to value

D HXHNUM 1 63  
V 0 .No change  
V 2 .Blank to value  
V 8 .Blank to NA - error

D HXINTRV 1 64  
V 0 .No change  
V 2 .Blank to value

D HXLIVQRT 1 65  
V 0 .No change  
V 4 .Allocated  
V 7 .Blank to NA - no error

D HXOCCINT 1 66  
V 0 .No change  
V 1 .Value to blank  
V 4 .Allocated

D HXRESPNM 1 67  
V 0 .No change  
V 2 .Blank to value

D HXSEASON 1 68  
V 0 .No change  
V 1 .Value to blank  
V 4 .Allocated

D HXSTATUS 1 69  
V 0 .No change  
V 1 .Value to blank  
V 2 .Blank to value  
V 3 .Value to value  
V 8 .Blank to NA - error

**CURRENT POPULATION SURVEY - ARMED FORCES' INTERVIEW**

DATA	SIZE	BEGIN
D HXAREASN	1	70
V	0	.No change
V	1	.Value to blank
D HXTYPEBC	1	71
V	0	.No change
V	1	.Value to blank
D HXTELHND	1	72
V	0	.No change
V	1	.Value to blank
V	4	.Allocated
D HXTELAVL	1	73
V	0	.No change
V	1	.Value to blank
V	4	.Allocated
D HXTELINT	1	74
V	0	.No change
V	1	.Value to blank
V	4	.Allocated
D HXPRSCNT	1	75
V	0	.No change
V	2	.Blank to value
D HXTIMINT	1	76
V	0	.No change
V	2	.Blank to value
D HXTELCNT	1	77
V	0	.No change
V	7	.Blank to NA - no error

\*\*\*\*\*  
 \* Master Segment Tape (M.S.T.) items \*  
 \* for M.S.T. variables whose ranges are \*  
 \* not defined here, see geographic \*  
 \* appendix to this DDL. \*  
 \*\*\*\*\*

D HG-REG	1	78
Region		
V	1	.Northeast
V	2	.Midwest
V	3	.South
V	4	.West
D HG-ST60	2	79
1960 Census state code (first		
digit = geog. division code)		
Northeast Region (Region 1)		
New England Division (Div. 1)		
V	11	.Maine
V	12	.New Hampshire
V	13	.Vermont
V	14	.Massachusetts
V	15	.Rhode Island
V	16	.Connecticut
Middle Atlantic Division (Div. 2)		
V	21	.New York
V	22	.New Jersey
V	23	.Pennsylvania
Midwest Region (Region 2)		
East North Central Division (Div. 3)		
V	31	.Ohio
V	32	.Indiana
V	33	.Illinois
V	34	.Michigan
V	35	.Wisconsin
West North Central Division (Div. 4)		
V	41	.Minnesota
V	42	.Iowa
V	43	.Missouri
V	44	.North Dakota

DATA	SIZE	BEGIN
V	45	.South Dakota
V	46	.Nebraska
V	47	.Kansas
South Region (Region 3)		
South Atlantic Division (Div. 5)		
V	51	.Delaware
V	52	.Maryland
V	53	.District of Columbia
V	54	.Virginia
V	55	.West Virginia
V	56	.North Carolina
V	57	.South Carolina
V	58	.Georgia
V	59	.Florida
East South Central Division (Div. 6)		
V	61	.Kentucky
V	62	.Tennessee
V	63	.Alabama
V	64	.Mississippi
West South Central Division (Div. 7)		
V	71	.Arkansas
V	72	.Louisiana
V	73	.Oklahoma
V	74	.Texas
West Region (Region 4)		
Mountain Division (Div. 8)		
V	81	.Montana
V	82	.Idaho
V	83	.Wyoming
V	84	.Colorado
V	85	.New Mexico
V	86	.Arizona
V	87	.Utah
V	88	.Nevada
Pacific Division (Div. 9)		
V	91	.Washington
V	92	.Oregon
V	93	.California
V	94	.Alaska
V	95	.Hawaii
D HG-STRM	2	81
1980 State rank		
(See Geographic Appendix)		
D HG-FIPS	2	83
FIPS State code		
(See Geographic Appendix)		
D HG-MSAS	1	85
MSA status		
V	1	.In MSA, in CC
V	2	.In MSA, not in CC
V	3	.Not in MSA
V	4	.Not identified
D HG-MSAC	4	86
MSA or PMSA FIPS code		
V	0000	.Not MSA/PMSA, not identified
V	0040-9340	.MST/PMSA code
(See Geographic Appendix)		
D HG-PMSA	2	90
PMSA rank		
V	00	.Not a PMSA, not identified
V	01-12	.Ranking of PMSA within its CMSA
(See Geographic Appendix)		
D HG-MSAR	3	92
MSA or CMSA rank		
V	000	.Not an MSA, not identified
V	001-252	.Ranking of MSAs or CMSAs by
.population		
(See Geographic Appendix)		

DATA DICTIONARY

DATA            SIZE    BEGIN

D HG-MSSZ      2      95  
           MSA size  
           First character -- padding  
           Second character -- pop. size MSA/CMSA

V            1 .Not identified, not an MSA  
 V            2 .100,000 - 249,999  
 V            3 .250,000 - 499,999  
 V            4 .500,000 - 999,999  
 V            5 .1 million - 2,499,999  
 V            6 .2.5 million - 4,999,999  
 V            7 .5 million - 9,999,999  
 V            8 .10 million or more

D HG-CMSA      2      97  
 V            00 .Not in CMSA, not identified  
 V            07-91 .CMSA code  
           (See Geographic Appendix)

D H-METSTA     1      99  
 V            1 .Metropolitan  
 V            2 .Nonmetropolitan  
 V            3 .Not identified

D H-INDVCC     1     100  
           Individual central city identifier  
           (See Geographic Appendix)

D H-RECTYP     1     101  
 V            1 .Interviewed adult  
 V            2 .Type A noninterview  
 V            3 .Type B/C noninterview  
 V            4 .Armed Forces record  
 V            5 .Childrens record

D H-ID          12     102  
           Unique household identifier

\*\*\*\*\*  
 \* Edited Armed Force's Control Card Items \*  
 \*\*\*\*\*

D M-LINENO     2     114  
           Item 18A - Line number  
 U All  
 V            01-39 .Line number

D M-RRP        2     116  
           Item 18B - Relationship to reference  
           person  
 U All  
 V            1 .Reference person with other  
               relatives in household  
 V            2 .Reference person with no other  
               relatives in household  
 V            3 .Husband  
 V            4 .Wife  
 V            5 .Own child  
 V            6 .Parent  
 V            7 .Brother/sister  
 V            8 .Other relative of reference  
               person  
 V            9 .Nonrelative of reference  
               person with own relatives  
               in household  
 V            10 .Nonrelative of reference  
               person-no own relatives in  
               household

D M-PARENT     2     118  
           Item 18C - Parent's line number  
 U All  
 V            00 .None  
 V            01-39 .Parent's line number

DATA            SIZE    BEGIN

D M-AGE        2     120  
           Item 18D - Age  
 U All  
 V            15-90 .AF Age (Age topcoded at 90)

D M-MARITL     1     122  
           Item 18E - Marital status  
 U All  
 V            1 .Married - civilian spouse  
               .present  
 V            2 .Married - Armed Forces spouse  
               .present  
 V            3 .Married - spouse absent  
               .(exc. separated)  
 V            4 .Widowed  
 V            5 .Divorced  
 V            6 .Separated  
 V            7 .Never married

D M-SPOUSE     2     123  
           Item 18F - Spouse's line number  
 U All  
 V            00 .None  
 V            01-39 .Spouse's line number

D M-SEX        1     125  
           Item 18G - Sex  
 U All  
 V            1 .Male  
 V            2 .Female

D PADDING      1     126

D A-HGA        2     127  
           Item 18H - Educational attainment  
 U All  
 V            00 .None  
 V            31 .Less than 1st grade  
 V            32 .1st, 2nd, 3rd, or 4th grade  
 V            33 .5th or 6th grade  
 V            34 .7th or 8th grade  
 V            35 .9th grade  
 V            36 .10th grade  
 V            37 .11th grade  
 V            38 .12th grade-no diploma  
 V            39 .High school graduate-diploma,  
               .GED, etc.  
 V            40 .Some college but not degree  
 V            41 .Associate's degree in college-  
               occupational/vocational program  
 V            42 .Associate's degree in college-  
               academic program  
 V            43 .Bachelor's degree in college-BA,  
               .BS, AB, etc.  
 V            44 .Master's degree-MA, MS, MBA,  
               .etc.  
 V            45 .Professional school degree-MD,  
               .DDS, DVM, etc.  
 V            46 .Doctorate degree-PhD, EdD, etc.

D PADDING      1     129

D M-RACE       1     130  
           Item 18J - Race  
 U All  
 V            1 .White  
 V            2 .Black  
 V            3 .Amer Indian, Aleut Eskimo  
 V            4 .Asian or Pacific Islander  
 V            5 .Other

D PADDING      63    131

**CURRENT POPULATION SURVEY - ARMED FORCES' INTERVIEW**

DATA      SIZE    BEGIN

\*\*\*\*\*  
 \* Armed Forces - Recodes  
 \*\*\*\*\*

D M-REORGN    2    194  
 Item 18K - Origin

U All  
 V            1 .Mexican American  
 V            2 .Chicano  
 V            3 .Mexican (Mexicano)  
 V            4 .Puerto Rican  
 V            5 .Cuban  
 V            6 .Central or South American  
 V            7 .Other Spanish  
 V            8 .All other  
 V            9 .Don't know  
 V            10 .NA

D M-EXPRRP    2    196  
 Expanded relationship code

U All  
 V            1 .Reference person with relatives  
 V            2 .Reference person without  
               relatives  
 V            3 .Husband  
 V            4 .Wife  
 V            5 .Natural/adopted child  
 V            6 .Step child  
 V            7 .Grandchild  
 V            8 .Parent  
 V            9 .Brother/sister  
 V            10 .Other relative  
 V            11 .Foster child  
 V            12 .Nonrelative with relatives  
 V            13 .Partner/roommate  
 V            14 .Nonrelative without relatives

D PADDING    50    198

\*\*\*\*\*  
 \* Armed Forces - Weights  
 \*\*\*\*\*

D M-FNLWGT    8    248    2  
 Armed Forces - S Final Weight  
 (2 Implied Decimal Places)

U All

D PADDING    16    256

\*\*\*\*\*  
 \* Family recodes  
 \*\*\*\*\*

D M-FAMNUM    2    272  
 Family number

U All  
 V            00 .Not a family member  
 V            01 .Primary family member only  
 V            02-19 .Subfamily member

D M-FAMTYP    1    274  
 Family type

U All  
 V            1 .Primary family  
 V            2 .Primary individual  
 V            3 .Related subfamily  
 V            4 .Unrelated subfamily  
 V            5 .Secondary individual

D M-FAMREL    1    275  
 Family relationship

U All  
 V            0 .Not a family member  
 V            1 .Reference person  
 V            2 .Spouse

DATA      SIZE    BEGIN

V            3 .Child  
 V            4 .Other relative (primary family and  
               unrelated subfamily only)  
 V

D M-PFNOCD    1    276  
 Number of own Children < 18 in primary  
 family

U All  
 V            0 .Not in primary family  
 V            1 .No children  
 V            2 .1 child  
 V            3 .2 children  
 V            4 .3 children  
 V            5 .4 children  
 V            6 .5 children  
 V            7 .6 children  
 V            8 .7 children  
 V            9 .8+ children

D M-PFPRCD    2    277

U All  
 V            0 .Not in primary family  
 V            1 .No children < 18 years old  
 V            2 .All children 0-2 years old  
 V            3 .All children 3-5 years old  
 V            4 .All children 6-13 years old  
 V            5 .All children 14-17 years old  
 V            6 .Children 0-2 and 3-5  
               .(none 6-17)  
 V            7 .Children 0-2 and 6-13  
               .(none 3-5 or 14-17)  
 V            8 .Children 0-2 and 14-17  
               .(none 3-13)  
 V            9 .Children 3-5 and 6-13  
               .(none 0-2 or 14-17)  
 V            10 .Children 3-5 and 14-17  
               .(none 0-2 or 6-13)  
 V            11 .Children 6-13 and 14-17  
               .(none 0-5)  
 V            12 .Children 0-2, 3-5 and 6-13  
               .(none 14-17)  
 V            13 .Children 0-2, 3-5 and 14-17  
               .(none 6-13)  
 V            14 .Children 0-2, 6-13 and 14-17  
               .(none 3-5)  
 V            15 .Children 3-5, 6-13 and 14-17  
               .(none 0-2)  
 V            16 .Children from all age groups

D M-PFREL    1    279  
 Primary family relationship

U All  
 V            0 .Not in primary family  
 V            1 .Husband  
 V            2 .Wife  
 V            3 .Own child  
 V            4 .Other relative  
 V            5 .Unmarried reference person

D M-PFSIZE    2    280  
 Size of primary family

U All  
 V            00 .Not in primary family  
 V            02-39 .Number individuals  
               .(A-FAMTYP = 1 or 3)  
 V

D M-PFHHAG    1    282  
 Age of primary family householder

U All  
 V            0 .Not a family member  
 V            1 .< 25 years old  
 V            2 .25-44 years old  
 V            3 .45-54 years old  
 V            4 .55-64 years old  
 V            5 .65+ years old

DATA DICTIONARY

DATA SIZE BEGIN

D M-LFESM 1 283  
Labor force and earner status  
(male) of husband of primary  
family or male householder

U All  
V 0 .Not in primary family/no male  
V 1 .Employed earner  
V 2 .Self-employed  
V 3 .Without pay  
V 4 .Unemployed  
V 5 .Not in labor force  
V 6 .Armed Forces

D M-LFESF 1 284  
Labor force and earner status (female)  
of wife of primary family or female  
householder

U All  
V 0 .Not in primary family/no female  
V 1 .Employed earner  
V 2 .Self-employed  
V 3 .Without pay  
V 4 .Unemployed  
V 5 .Not in labor force  
V 6 .Armed Forces

D M-PFWS 1 285  
Primary family earners wage and salary  
status (16+)

U All  
V -1 .Not in primary family  
V 0 .Not in primary family  
V 1 .No one employed  
V 2 .Some employed - no wage  
V .and salary workers  
V 3 .With wage and salary workers,  
V .husband/wife or reference person  
V .self-employed  
V 4 .With wage and salary workers,  
V .husband/wife or reference  
V .person not self-employed, other  
V .household member self-employed  
V 5 .With wage and salary workers  
V .only

D M-PFFTPT 1 286  
Usual full-time/part-time status of  
primary family earners (16+)

U H-MIS=4 or 8  
V -1 .Not in universe (MIS 1,2,3,5,6,7)  
V 0 .Not in primary family  
V 1 .No earners  
V 2 .All earners full time  
V 3 .Some full time, some part time  
V 4 .All earners part time  
V 5 .Not in universe

D M-PFEARN 4 287  
Total weekly family earnings  
(for members 16+)

U H-MIS=4 or 8  
V -1 .Not in primary family or  
V .not in universe  
V 0000-9999 .Usual weekly family earnings

D M-PFNOER 1 291  
Number of earners in primary family 16+

U All  
V -1 .Not in universe (not in  
V .primary family)  
V 0 .No earners  
V 1-8 .1-8 earners  
V 9 .9+ earners

DATA SIZE BEGIN

D M-PFNOEM 1 292  
Number of employed in primary  
family 16+

V -1 .Not in universe  
V 0 .No one employed  
V 1-8 .1-8 employed  
V 9 .9+ employed

D M-PFNOUN 1 293  
Number of unemployed in primary  
family 16+

U All  
V -1 .Not in universe (not in  
V .primary family)  
V 0 .No unemployed  
V 1-8 .1-8 unemployed  
V 9 .9+ unemployed

D M-FAMWGT 8 294 2  
Family weight - Two implied decimal  
places

U All

D M-FMEWGT 8 302 2  
Family earnings weight  
(2 implied decimal places)

\*\*\*\*\*  
\* Allocation Flags \*  
\*\*\*\*\*

D MXLINENO 1 310  
Line number allocation flag

V 0 .No change  
V 2 .Blank to value  
V 3 .Value to value

D MXRRP 1 311  
Relationship to reference  
person allocation flag

V 0 .No change  
V 2 .Blank to value  
V 3 .Value to value  
V 5 .Value to value - no error

D MXPARENT 1 312  
Parent's line number allocation flag

V 0 .No change  
V 2 .Blank to value  
V 3 .Value to value  
V 5 .Value to value - no error

D MXAGE 1 313  
Age allocation flag

V 0 .No change  
V 2 .Blank to value  
V 4 .Allocated

D MXMARITL 1 314  
Marital status allocation flag

V 0 .No change  
V 2 .Blank to value  
V 3 .Value to value  
V 4 .Allocated  
V 5 .Value to value - no error

D MXSPOUSE 1 315  
Spouse's line number allocation flag

V 0 .No change  
V 2 .Blank to value  
V 3 .Value to value  
V 5 .Value to value - no error



**CURRENT POPULATION SURVEY - ARMED FORCES' INTERVIEW**

DATA	SIZE	BEGIN
D MXSEX	1	316
	Sex allocation flag	
V	0	.No change
V	2	.Blank to value
V	3	.Value to value
V	4	.Allocated
D PADDING	1	317
D MXHGA	1	318
	Highest grade attended allocation flag	
V	0	.No change
V	4	.Allocated
D MXHGC	1	319
	Highest grade completed allocation flag	
V	0	.No change
V	2	.Blank to value

DATA	SIZE	BEGIN
D MXRACE	1	320
	Race allocation flag	
V	0	.No change
V	2	.Blank to value
V	4	.Allocated
D MXORIGIN	1	321
	Origin allocation flag	
V	0	.No change
V	2	.Blank to value
V	5	.Value to value - no error
V	8	.Blank to N/A code
D PADDING	39	322

## ATTACHMENT 9

### Current Population Survey April 1993 Adult Supplement Record Layout

DATA	DESCRIPTION	BEGIN:END	UNIVERSE
A-S32A	CHARACTER*001 CHECK ITEM 1 = THIS UNIT IS IN ROTATION 2, 3, 6, OR 7 (CORRESPONDS TO MIS = 3, 4, 7, OR 8) 2 = ALL OTHER CASES	(0361:0361)	A-AGE = 15+
A-S32B1	CHARACTER*001 CHECK ITEM or 8 1 = YES - ENTRY IN 20A OR 21B 2 = NO - ENTRY IN 20A OR 21B	(0362:0362)	A-MIS = 3, 4, 7,
A-S32B2	CHARACTER*001 CHECK ITEM 1 = YES - ENTRY OF P, F, S, L, I OR SE IN 23E 2 = NO - ENTRY OF P, F, S, L, I OR SE IN 23E	(0363:0363)	A-LFSR = 1 or 2
A-S32C	CHARACTER*001 CHECK ITEM 1 = ENTRY OF 1-4 IN 22F 2 = ALL OTHERS	(0364:0364)	A-CLSWKR = 1-6
A-S32D	CHARACTER*001 CHECK ITEM 1 = AGE IS 25-64 2 = ALL OTHERS	(0365:0365)	A-WHENLJ = 1-4
A-S33	CHARACTER*002 THINKING ABOUT THE LOCATION WHERE YOU WORK, ABOUT HOW MANY PEOPLE ARE EMPLOYED THERE BY ....? -1 = BLANK 1 = LESS THAN 10 2 = 10-24 3 = 25-49  4 = 50-99 5 = 100-249 6 = 250+ 9 = DON'T KNOW 99 = NO RESPONSE	(0366:0367)	A-S32B2 = 1 AND A-INSTA = 4

DATA	DESCRIPTION	BEGIN:END	UNIVERSE
A-S34	CHARACTER*001 DOES ... OPERATE IN MORE THAN ONE LOCATION? -1 = BLANK 1 = YES 2 = NO 3 = DON'T KNOW 99 = NO RESPONSE	(0368:0368)	A-S32B2 = 1 AND A-INTSTA = 4
A-S35	CHARACTER*002 ABOUT HOW MANY PEOPLE ARE EMPLOYED BY ... AT ALL LOCATIONS? -1 = BLANK 1 = LESS THAN 10 2 = 10-24 3 = 25-49 4 = 50-99 5 = 100-249 6 = 250-499 7 = 500-999 8 = 1000 OR MORE 9 = DON'T KNOW 99 = NO RESPONSE	(0369:0370)	A-S34 = 1
A-S36	CHARACTER*001 ON THIS JOB, ARE SOCIAL SECURITY RETIREMENT TAXES DEDUCTED FROM YOUR EARNINGS? -1 = BLANK 1 = YES 2 = NO 3 = DON'T KNOW 9 = NO RESPONSE	(0371:0371)	A-S32B2 = 1 AND A-INTSTA = 4
A-S37WK	CHARACTER*001 HOW MANY WEEKS DURING THE YEAR DO YOU USUALLY WORK AT THIS JOB? -1 = BLANK 1 = 52 WEEKS 9 = NO RESPONSE	(0372:0372)	A-S32B2 = 1 AND A-INSTA = 4
A-S37	CHARACTER*002 -1 = BLANK 0-52 = NUMBER OF WEEKS 99 = NO RESPONSE	(0373:0374)	A-S32B2 = 1 AND A-INSTA = 4
A-S38YR	CHARACTER*001 HOW MANY YEARS HAVE YOU BEEN WORKING FOR ....? -1 = BLANK 1 = LESS THAN A YEAR 9 = NO RESPONSE	(0375:0375)	A-S32B2 = 1 AND A-INSTA = 4

DATA	DESCRIPTION	BEGIN:END	UNIVERSE
A-S38	CHARACTER*002 -1 = BLANK 0-49 = NUMBER OF YEARS 99 = NO RESPONSE	(0376:0377)	A-S32B2 = 1 AND A-INSTA = 4
A-S39	CHARACTER*001 DOES YOUR EMPLOYER OR UNION HAVE ANY PENSION OR RETIREMENT PLAN FOR ANYONE IN YOUR COMPANY? -1 = BLANK 1 = YES 2 = NO 3 = DON'T KNOW 9 = NO RESPONSE	(0378:0378)	A-S32B2 = 1 AND A-INSTA = 4
A-S40	CHARACTER*001 ARE YOU INCLUDED IN SUCH A PLAN? -1 = BLANK 1 = YES 2 = NO 3 = DON'T KNOW 9 = NO RESPONSE	(0379:0379)	A-S39 = 1
A-S41A	CHARACTER*001 WHY ARE YOU NOT INCLUDED? (USE THIS FOR S41B-S41H) -1 = BLANK 1 = NO ONE IN MY TYPE OF JOB IS ALLOWED IN PLAN 9 = NO RESPONSE	(0380:0380)	A-S40 = 2
A-S41B	CHARACTER*001 -1 = BLANK 1 = DON'T WORK ENOUGH HOURS, WEEKS, OR MONTHS PER YEAR 9 = NO RESPONSE	(0381:0381)	A-S40 = 2
A-S41C	CHARACTER*001 -1 = BLANK 1 = HAVEN'T WORKED FOR THIS EMPLOYER LONG ENOUGH 9 = NO RESPONSE	(0382:0382)	A-S40 = 2
A-S41D	CHARACTER*001 -1 = BLANK 1 = TOO YOUNG 9 = NO RESPONSE	(0383:0383)	A-S40 = 2
A-S41E	CHARACTER*001 -1 = BLANK 1 = TOO OLD 9 = NO RESPONSE	(0384:0384)	A-S40 = 2

DATA	DESCRIPTION	BEGIN:END	UNIVERSE
A-S41F	CHARACTER*001 -1 = BLANK 1 = CHOOSE NOT TO CONTRIBUTE 9 = NO RESPONSE	(0385:0385)	A-S40 = 2
A-S41G	CHARACTER*001 -1 = BLANK 1 = OTHER (SPECIFY) 9 = NO RESPONSE	(0386:0386)	A-S40 = 2
A-S41H	CHARACTER*001 -1 = BLANK 1 = DON'T KNOW 9 = NO RESPONSE	(0387:0387)	A-S40 = 2
A-S42A1	CHARACTER*001 WHAT TYPE OR TYPES OF PLANS ARE YOU INCLUDED IN? -1 = BLANK 1 = DEFINED BENEFIT FORMULA PLAN 9 = NO RESPONSE	(0388:0388)	A-S40 = 1
A-S42A2	CHARACTER*001 HOW MANY? -1 = BLANK 1 = 1 2 = 2 3 = 3+ 9 = NO RESPONSE	(0389:0389)	A-S42A1 = 1
A-S42B1	CHARACTER*001 -1 = BLANK 1 = INDIVIDUAL ACCOUNT 9 = NO RESPONSE	(0390:0390)	A-S40 = 1
A-S42B2	CHARACTER*001 HOW MANY? -1 = BLANK 1 = 1 2 = 2 3 = 3+ 9 = NO RESPONSE	(0391:0391)	A-S42B1 = 1
A-S42C1	CHARACTER*001 -1 = BLANK 1 = OTHER (SPECIFY) 9 = NO RESPONSE	(0392:0392)	A-S40 = 1
A-S42C2	CHARACTER*001 HOW MANY? -1 = BLANK 1 = 1 2 = 2 3 = 3+ 9 = NO RESPONSE	(0393:0393)	A-S42C1 = 1

DATA	DESCRIPTION	BEGIN:END	UNIVERSE
A-S42D1	CHARACTER*001 -1 = BLANK 1 = INCLUDED, BUT DON'T KNOW TYPE 9 = NO RESPONSE	(0394:0394)	A-S40 = 1
A-S42D2	CHARACTER*001 HOW MANY? -1 = BLANK 1 = 1 2 = 2 3 = 3+ 9 = NO RESPONSE	(0395:0395)	A-S42D1 = 1
A-S43A	CHARACTER*001 DO YOU HAVE A THRIFT OR SAVINGS PLAN, A DEFERRED PROFIT SHARING PLAN, A STOCK PLAN, OR SOME OTHER TYPE OF PLAN? (REPEAT THIS QUESTION FOR S43B - S43H) -1 = BLANK 1 = THRIFT OR SAVINGS 9 = NO RESPONSE	(0396:0396)	A-S42B1 = 1
A-S43B	CHARACTER*001 -1 = BLANK 1 = DEFERRED PROFIT-SHARING 9 = NO RESPONSE	(0397:0397)	A-S42B1 = 1
A-S43C	CHARACTER*001 -1 = BLANK 1 = STOCK PLAN (OR ESOP) 9 = NO RESPONSE	(0398:0398)	A-S42B1 = 1
A-S43D	CHARACTER*001 -1 = BLANK 1 = (VOLUNTEERED) 401(K) OR SALARY DEFERRAL 9 = NO RESPONSE	(0399:0399)	A-S42B1 = 1
A-S43E	CHARACTER*001 -1 = BLANK 1 = SIMPLIFIED EMPLOYEE PENSION (SEP) 9 = NO RESPONSE	(0400:0400)	A-S42B1 = 1
A-S43F	CHARACTER*001 -1 = BLANK 1 = MONEY PURCHASE 9 = NO RESPONSE	(0401:0401)	A-S42B1 = 1
A-S43G	CHARACTER*001 -1 = BLANK 1 = OTHER (SPECIFY) 9 = NO RESPONSE	(0402:0402)	A-S42B1 = 1

DATA	DESCRIPTION	BEGIN:END	UNIVERSE
A-S43H	CHARACTER*001 -1 = BLANK 1 = DON'T KNOW 9 = NO RESPONSE	(0403:0403)	A-S42B1 = 1
A-S44	CHARACTER*001 CHECK ITEM - IS THERE MORE THAN ONE PLAN, TOTAL MARKED IN ITEM 42? -1 = BLANK 1 = YES 2 = NO	(0404:0404)	A-S40 = 1
A-S45	CHARACTER*002 OUT OF ALL THE PLANS YOU'VE MENTIONED, WHICH ONE WOULD YOU CONSIDER TO BE YOUR MOST IMPORTANT PLAN? -1 = BLANK 1 = DEFINED BENEFIT FORMULA PLAN 2 = THRIFT OR SAVINGS 3 = DEFERRED PROFIT-SHARING 4 = STOCK PLAN (OR ESOP) 5 = 401(K) 6 = SIMPLIFIED EMPLOYEE PENSION (SEP) 7 = MONEY PURCHASE PLAN 8 = OTHER (SPECIFY) 9 = DON'T KNOW 99 = NO RESPONSE	(0405:0406)	A-S44 = 1
A-S46A	CHARACTER*001 HOW MANY YEARS HAVE YOU BEEN INCLUDED IN THIS PLAN? -1 = BLANK 1 = LESS THAN ONE YEAR 2 = DON'T KNOW 9 = NO RESPONSE	(0407:0407)	A-S40 = 1
A-S46	CHARACTER*002 -1 = BLANK 0-49 = NUMBER OF YEARS 99 = NO RESPONSE	(0408:0409)	A-S40 = 1
A-S47	CHARACTER*001 IF YOU WERE TO LEAVE YOUR EMPLOYER NOW OR WITHIN THE NEXT FEW MONTHS, COULD YOU EVENTUALLY RECEIVE SOME BENEFITS FROM THIS PLAN WHEN YOU REACH RETIREMENT AGE? -1 = BLANK 1 = YES 2 = NO 3 = DON'T KNOW 9 = NO RESPONSE	(0410:0410)	A-S40 = 1

DATA	DESCRIPTION	BEGIN:END	UNIVERSE
A-S48	CHARACTER*001 IF YOU LEFT YOUR EMPLOYER NOW, COULD YOU GET A LUMP SUM PAYMENT FROM THIS PLAN WHEN YOU LEAVE? -1 = BLANK 1 = YES 2 = NO 3 = DON'T KNOW 9 = NO RESPONSE	(0411:0411)	A-S40 = 1
A-S49	CHARACTER*001 HAS THIS ALWAYS BEEN YOUR MOST IMPORTANT RETIREMENT PLAN WITH THIS (COMPANY/ORGANIZATION)? -1 = BLANK 1 = YES 2 = NO 3 = DON'T KNOW 9 = NO RESPONSE	(0412:0412)	A-S40 = 1
A-S50	CHARACTER*001 WHAT KIND OF PLAN WAS YOUR MOST IMPORTANT PLAN? -1 = BLANK 1 = DEFINED BENEFIT FORMULA PLAN 2 = THRIFT OR SAVINGS 3 = DEFERRED PROFIT-SHARING 4 = STOCK PLAN (OR ESOP) 5 = 401(K) OR SALARY DEFERRAL 6 = SIMPLIFIED EMPLOYEE PENSION (SEP) 7 = MONEY PURCHASE PLAN 8 = OTHER (SPECIFY) 9 = NO RESPONSE	(0413:0413)	A-S49 = 2
A-S51	CHARACTER*001 WHY IS IT NO LONGER YOUR MOST IMPORTANT PLAN? -1 = BLANK 1 = PLAN WAS TERMINATED AND REPLACED BY CURRENT PLAN 2 = PLAN WAS MERGED WITH MY CURRENT PLAN 3 = I AM NO LONGER ELIGIBLE TO PARTICIPATE IN THE PLAN 4 = I CHOSE TO SWITCH TO THE NEW PLAN 5 = I'M STILL IN THE PLAN, BUT NO LONGER CONSIDER IT MY MOST IMPORTANT PLAN 6 = OTHER (SPECIFY) 7 = DON'T KNOW 9 = NO RESPONSE	(0414:0414)	A-S49 = 2



DATA	DESCRIPTION	BEGIN:END	UNIVERSE
A-S52	CHARACTER*001 DO YOU PARTICIPATE IN A PLAN LIKE THIS? -1 = BLANK 1 = YES 2 = NO 3 = DON'T KNOW 9 = NO RESPONSE	(0415:0415)	A-S32B2 = 1 AND A-INTSTA = 4
A-S53	CHARACTER*001 DOES YOUR EMPLOYER OFFER YOU A PLAN LIKE THIS? -1 = BLANK 1 = YES 2 = NO 3 = DON'T KNOW 9 = NO RESPONSE	(0416:0416)	A-S52 = 2 or 3
A-S54	CHARACTER*001 CHECK ITEM - ARE THERE ANY RESPONSES IN ITEMS 46-49? -1 = BLANK 1 = YES 2 = NO	(0417:0417)	A-S52 = 1
A-S55	CHARACTER*001 IS THIS THE CURRENT PLAN YOU HAVE JUST BEEN DESCRIBING TO ME, OR IS THIS ANOTHER PLAN YOU'RE INCLUDED IN? -1 = BLANK 1 = PLAN JUST DESCRIBED 2 = ANOTHER PLAN 3 = DON'T KNOW 9 = NO RESPONSE	(0418:0418)	A-S54 = 1
A-S56A	CHARACTER*001 APPROXIMATELY, WHAT PERCENT OF YOUR GROSS PAY WILL YOU CONTRIBUTE TO THE PLAN THIS YEAR? -1 = BLANK 1 = DON'T KNOW 2 = REFUSED 9 = NO RESPONSE	(0419:0419)	A-S54 = 1 or 2
A-S56	CHARACTER*002 -1 = BLANK 0-39 = PERCENTAGE 99 = NO RESPONSE	(0420:0421)	A-S54 = 1 or 2

DATA	DESCRIPTION	BEGIN:END	UNIVERSE
A-S57A	CHARACTER*001 IF YOU WERE TO CONTRIBUTE \$100 TO THIS PLAN, HOW MUCH WOULD YOUR EMPLOYER CONTRIBUTE? -1 = BLANK 1 = NOTHING 2 = CONTRIBUTE SOMETHING, BUT DON'T KNOW HOW MUCH 3 = CONTRIBUTION RATE VARIES 4 = DON'T KNOW 9 = NO RESPONSE	(0422:0422)	A-S53 = 1 or A-S54 = 1 or 2
A-S57	CHARACTER*004 -1 = BLANK 0-999 = AMOUNT CONTRIBUTED 9999 = NO RESPONSE	(0423:0426)	A-S53 = 1 or A-S54 = 1 or 2
A-S58	CHARACTER*001 ON YOUR JOB, DO YOU GET ANY PAID SICK LEAVE OR SICKNESS INSURANCE? -1 = BLANK 1 = YES 2 = NO 3 = DON'T KNOW 9 = NO RESPONSE	(0427:0427)	A-S32B1 = 1 AND A-INSTA = 4
A-S59	CHARACTER*001 IF YOU GOT SICK TOMORROW AND COULDN'T GO TO WORK FOR SIX MONTHS, ABOUT HOW LONG DURING THAT TIME WOULD YOU BE PAID ANY PART OF YOUR WAGES? -1 = BLANK 1 = LESS THAN 1 MONTH 2 = 1 - 2 MONTHS 3 = 3 - 4 MONTHS 4 = 5 - 6 MONTHS 5 = DON'T KNOW 9 = NO RESPONSE	(0428:0428)	A-S58 = 1
A-S60	CHARACTER*001 IF YOU HAD A LONG-TERM DISABILITY AND COULD NOT RETURN TO WORK, WOULD YOU GET DISABILITY BENEFITS FROM AN INSURANCE PLAN OR PENSION PLAN ON YOUR JOB? -1 = BLANK 1 = YES 2 = NO 3 = DON'T KNOW 9 = NO RESPONSE	(0429:0429)	A-S32B2 = 1 AND A-INSTA = 4

DATA	DESCRIPTION	BEGIN:END	UNIVERSE
A-S61	CHARACTER*001 DOES YOUR EMPLOYER OFFER A HEALTH INSURANCE PLAN TO ANY OF ITS EMPLOYEES? -1 = BLANK 1 = YES - EMPLOYEE AND FAMILY COVERAGE OFFERED 2 = YES - EMPLOYEE COVERAGE ONLY 3 = YES - EMPLOYEE COVERAGE, BUT DONT KNOW IF FAMILY COVERAGE OFFERED 4 = NO 5 = DONT KNOW 9 = NO RESPONSE	(0430:0430)	A-S32B2 = 1 AND A-INTSTA = 4
A-S62	CHARACTER*001 ARE YOU COVERED BY THIS HEALTH INSURANCE PLAN? -1 = BLANK 1 = YES - FOR MYSELF AND FAMILY MEMBERS 2 = YES - FOR MYSELF ONLY 3 = NO 4 = DONT KNOW 9 = NO RESPONSE	(0431:0431)	A-S61 = 1, 2, or 3
A-S63	CHARACTER*001 DO YOU (OR FAMILY MEMBER) HAVE A PRE-EXISTING MEDICAL CONDITION THAT IS NOT COVERED BY THIS PLAN? -1 = BLANK 1 = YES 2 = NO 3 = DONT KNOW 9 = NO RESPONSE	(0432:0432)	A-S62 = 1 or 2
A-S64	CHARACTER*001 WHY ARE YOU NOT COVERED BY THIS PLAN? -1 = BLANK 1 = I WAS INELIGIBLE/DENIED COVERAGE 2 = I ELECTED NOT BE COVERED 3 = OTHER (SPECIFY) 4 = DONT KNOW 9 = NO RESPONSE	(0433:0433)	A-S62 = 2
A-S65A	CHARACTER*001 WHY WERE YOU INELIGIBLE FOR OR DENIED COVERAGE? -1 = BLANK 1 = PROBATIONARY PERIOD NOT COMPLETED 9 = NO RESPONSE	(0434:0434)	A-S64 = 1

DATA	DESCRIPTION	BEGIN:END	UNIVERSE
A-S65B	CHARACTER*001 -1 = BLANK 1 = CONTRACT OR TEMPORARY EMPLOYEE 9 = NO RESPONSE	(0435:0435)	A-S64 = 1
A-S65C	CHARACTER*001 -1 = BLANK 1 = PART TIME EMPLOYEE 9 = NO RESPONSE	(0436:0436)	A-S64 = 1
A-S65D	CHARACTER*001 -1 = BLANK 1 = TURNED DOWN BASED ON PRE-EXISTING CONDITION OR AGE 9 = NO RESPONSE	(0437:0437)	A-S64 = 1
A-S65E	CHARACTER*001 -1 = BLANK 1 = OTHER (SPECIFY) 9 = NO RESPONSE	(0438:0438)	A-S64 = 1
A-S65F	CHARACTER*001 -1 = BLANK 1 = DON'T KNOW 9 = NO RESPONSE	(0439:0439)	A-S64 = 1
A-S66A	CHARACTER*001 WHY DID YOU CHOOSE NOT TO BE COVERED? -1 = BLANK 1 = COVERED BY OTHER HEALTH INSURANCE 9 = NO RESPONSE	(0440:0440)	A-S64 = 2
A-S66B	CHARACTER*001 -1 = BLANK 1 = PLAN HAD NO FAMILY COVERAGE 9 = NO RESPONSE	(0441:0441)	A-S64 = 2
A-S66C	CHARACTER*001 -1 = BLANK 1 = PLAN TOO COSTLY 9 = NO RESPONSE	(0442:0442)	A-S64 = 2
A-S66D	CHARACTER*001 -1 = BLANK 1 = PLAN DID NOT COVER PRE-EXISTING CONDITIONS 9 = NO RESPONSE	(0443:0443)	A-S64 = 2
A-S66E	CHARACTER*001 -1 = BLANK 1 = PLAN HAD TOO MANY LIMITATIONS ON COVERAGE 9 = NO RESPONSE	(0444:0444)	A-S64 = 2

DATA	DESCRIPTION	BEGIN:END	UNIVERSE
A-S66F	CHARACTER*001 -1 = BLANK 1 = DON'T NEED/WANT COVERAGE 9 = NO RESPONSE	(0445:0445)	A-S64 = 2
A-S66G	CHARACTER*001 -1 = BLANK 1 = OTHER (SPECIFY) 9 = NO RESPONSE	(0446:0446)	A-S64 = 2
A-S67A	CHARACTER*001 DID YOUR EMPLOYER OFFER YOU THE OPPORTUNITY TO CHOOSE: (REPEAT FOR 67B-67D) -1 = BLANK 1 = FROM MORE THAN ONE HEALTH PLAN? 9 = NO RESPONSE	(0447:0447)	A-S63 = ENTRY or A-S64 = 2
A-S67B	CHARACTER*001 -1 = BLANK 1 = CASH OR A SALARY BONUS INSTEAD OF HEALTH BENEFITS? 9 = NO RESPONSE	(0448:0448)	A-S63 = ENTRY or A-S64 = 2
A-S67C	CHARACTER*001 -1 = BLANK 1 = OTHER BENEFITS IN PLACE OF HEALTH BENEFITS? 9 = NO RESPONSE	(0449:0449)	A-S63 = ENTRY or A-S64 = 2
A-S67D	CHARACTER*001 -1 = BLANK 1 = DON'T KNOW 9 = NO RESPONSE	(0450:0450)	A-S63 = ENTRY or A-S64 = 2
A-S68A	CHARACTER*001 ARE YOU COVERED BY ANY HEALTH INSURANCE PLAN NOT PROVIDED BY YOUR CURRENT EMPLOYER? (REPEAT FOR 68B-68I) -1 = BLANK 1 = YES - SPOUSE'S GROUP/EMPLOYER PLAN 9 = NO RESPONSE	(0451:0451)	A-S32B2 = 1 AND A-INSTA = 4
A-S68B	CHARACTER*001 -1 = BLANK 1 = YES - GROUP PLAN PROVIDED BY FORMER EMPLOYER 9 = NO RESPONSE	(0452:0452)	A-S32B2 = 1 AND A-INSTA = 4
A-S68C	CHARACTER*001 -1 = BLANK 1 = YES - OTHER PRIVATE GROUP PLAN 9 = NO RESPONSE	(0453:0453)	A-S32B2 = 1 AND A-INSTA = 4

DATA	DESCRIPTION	BEGIN:END	UNIVERSE
A-S68D	CHARACTER*001 -1 = BLANK 1 = YES - MEDICAID 9 = NO RESPONSE	(0454:0454)	A-S32B2 = 1 AND A-INSTA = 4
A-S68E	CHARACTER*001 -1 = BLANK 1 = YES - OTHER GOVERNMENT PLAN 9 = NO RESPONSE	(0455:0455)	A-S32B2 = 1 AND A-INSTA = 4
A-S68F	CHARACTER*001 -1 = BLANK 1 = YES - YOUR OWN INDIVIDUALLY PURCHASED POLICY 9 = NO RESPONSE	(0456:0456)	A-S32B2 = 1 AND A-INSTA = 4
A-S68G	CHARACTER*001 -1 = BLANK 1 = YES - OTHER HEALTH INSURANCE (SPECIFY) 9 = NO RESPONSE	(0457:0457)	A-S32B2 = 1 AND A-INSTA = 4
A-S68H	CHARACTER*001 -1 = BLANK 1 = NO 9 = NO RESPONSE	(0458:0458)	A-S32B2 = 1 AND A-INSTA = 4
A-S68I	CHARACTER*001 -1 = BLANK 1 = DON'T KNOW 9 = NO RESPONSE	(0459:0459)	A-S32B2 = 1 AND A-INSTA = 4
A-S69	CHARACTER*001 CHECK ITEM -1 = BLANK 1 = AGE > 45 AND ITEM 61 MARKED YES 2 = ALL OTHERS	(0460:0460)	A-32B2 = 1 AND A-INSTA = 4
A-S70	CHARACTER*001 IF YOU WERE TO RETIRE FROM THIS JOB, WOULD YOU BE ABLE TO OBTAIN HEALTH INSURANCE FROM YOUR CURRENT EMPLOYER AT A GROUP RATE THROUGHOUT YOUR RETIREMENT YEARS? -1 = BLANK 1 = YES 2 = NO 3 = DON'T KNOW 9 = NO RESPONSE	(0461:0461)	A-S69 = 1

DATA	DESCRIPTION	BEGIN:END	UNIVERSE
A-S71	CHARACTER*001 IF YOU WERE TO RETIRE, COULD YOU CONTINUE THE HEALTH INSURANCE PLAN AT A GROUP RATE UNTIL AGE 65? -1 = BLANK 1 = YES 2 = NO 3 = DON'T KNOW 9 = NO RESPONSE	(0462:0462)	A-S70 = 2 or 3
A-S72	CHARACTER*001 DO YOU EXPECT THAT YOUR EMPLOYER WOULD PAY FOR ALL, PART OR NONE OF THE COST OF THIS HEALTH PLAN AFTER YOUR RETIREMENT? -1 = BLANK 1 = ALL 2 = PART 3 = NONE 4 = DON'T KNOW 9 = NO RESPONSE	(0463:0463)	A-S70 = 1 or A-S71 = 1
A-S73	CHARACTER*001 DO YOU HAVE ANY IRA IN YOUR OWN NAME? -1 = BLANK 1 = YES 2 = NO 3 = DON'T KNOW 9 = NO RESPONSE	(0464:0464)	A-S32B2 = 1 AND A-INSTA = 4
A-S74A	CHARACTER*001 ABOUT HOW MUCH, IF ANY, DID YOU CONTRIBUTE TO YOUR IRA'S IN 1992? -1 = BLANK 1 = NOTHING 2 = DON'T KNOW 9 = NO RESPONSE	(0465:0465)	A-S73 = 1
A-S74	CHARACTER*005 -1 = BLANK 0-9999 = AMOUNT CONTRIBUTED 99999 = NO RESPONSE	(0466:0470)	A-S73 = 1
A-S75	CHARACTER*001 ARE YOU PARTICIPATING IN ANY OTHER PENSION OR RETIREMENT PLAN ON ANOTHER JOB IN WHICH YOU ARE CURRENTLY EMPLOYED? -1 = BLANK 1 = YES 2 = NO 3 = DON'T KNOW 9 = NO RESPONSE	(0471:0471)	A-S32B2 = 1 AND -INSTA = 4

DATA	DESCRIPTION	BEGIN:END	UNIVERSE
A-S76	CHARACTER*001 WERE YOU EVER INCLUDED IN ANY OTHER PENSION OR RETIREMENT PLAN ON A PREVIOUS JOB? -1 = BLANK 1 = YES 2 = NO 3 = DON'T KNOW 9 = NO RESPONSE	(0472:0472)	A-S32B2 = 1 AND A-INSTA = 4
A-S77	CHARACTER*001 HAVE YOU EVER BEEN COVERED BY A PENSION PLAN, RETIREMENT PLAN, OR SAVINGS PLAN ON A PREVIOUS JOB? -1 = BLANK 1 = YES 2 = NO 3 = DON'T KNOW	(0473:0473)	A-S32D = 1 AND A-INSTA = 4
A-S78	CHARACTER*001 ARE YOU CURRENTLY RECEIVING BENEFITS FROM SUCH A PLAN OR DO YOU EXPECT TO RECEIVE BENEFITS WHEN YOU REACH RETIREMENT AGE? -1 = BLANK 1 = YES 2 = NO 3 = DON'T KNOW 9 = NO RESPONSE	(0474:0474)	A-S76 = 1 or A-S77 = 1
A-S79	CHARACTER*001 HAVE YOU EVER RECEIVED A LUMP- SUM PAYMENT FROM A PENSION OR RETIREMENT PLAN ON A PREVIOUS JOB? -1 = BLANK 1 = YES 2 = NO 9 = NO RESPONSE	(0475:0475)	A-S76 = 1 or A-S77 = 1
A-S80A	CHARACTER*001 ABOUT WHAT YEAR WAS IT WHEN YOU RECEIVED THIS LUMP-SUM PAYMENT? -1 = BLANK 1 = DON'T KNOW 9 = NO RESPONSE	(0476:0476)	A-S79 = 1
A-S80	CHARACTER*003 -1 = BLANK 40-93 = YEAR RECEIVED PAYMENT 999 = NO RESPONSE	(0477:0479)	A-S79 = 1



DATA	DESCRIPTION	BEGIN:END	UNIVERSE
A-S81A	CHARACTER*001 APPROXIMATELY, WHAT WAS THE TOTAL AMOUNT OF THIS LUMP-SUM PAYMENT? -1 = BLANK 1 = DON'T KNOW 2 = REFUSED 9 = NO RESPONSE	(0480:0480)	A-S79 = 1
A-S81	CHARACTER*007 -1 = BLANK 0-999999 = AMOUNT OF LUMP-SUM PAYMENT (TOP-CODED AT \$100,000) 9999999 = NO RESPONSE	(0481:0487)	A-S79 = 1
A-S82A	CHARACTER*001 HOW DID YOU USE THE MONEY? (REPEAT FOR 82B-82O) -1 = BLANK 1 = ROLLED OVER INTO AN IRA OR PLAN WITH NEW EMPLOYER 9 = NO RESPONSE	(0488:0488)	A-S79 = 1
A-S82B	CHARACTER*001 -1 = BLANK 1 = INVESTED IN AN IRA 9 = NO RESPONSE	(0489:0489)	A-S79 = 1
A-S82C	CHARACTER*001 -1 = BLANK 1 = INVESTED IN AN INSURANCE ANNUITY OR OTHER RETIREMENT PROGRAM 9 = NO RESPONSE	(0490:0490)	A-S79 = 1
A-S82D	CHARACTER*001 -1 = BLANK 1 = PUT IT INTO A SAVINGS ACCOUNT 9 = NO RESPONSE	(0491:0491)	A-S79 = 1
A-S82E	CHARACTER*001 -1 = BLANK 1 = INVESTED IN OTHER FINANCIAL INSTRUMENTS 9 = NO RESPONSE	(0492:0492)	A-S79 = 1
A-S82F	CHARACTER*001 -1 = BLANK 1 = USED IT TO START OR PURCHASE A BUSINESS 9 = NO RESPONSE	(0493:0493)	A-S79 = 1
A-S82G	CHARACTER*001 -1 = BLANK 1 = BOUGHT A HOUSE OR PAID MORTGAGE 9 = NO RESPONSE	(0494:0494)	A-S79 = 1

DATA	DESCRIPTION	BEGIN:END	UNIVERSE
A-S82H	CHARACTER*001 -1 = BLANK 1 = PAID OTHER LOAN OR DEBTS 9 = NO RESPONSE	(0495:0495)	A-S79 = 1
A-S82I	CHARACTER*001 -1 = BLANK 1 = BOUGHT A CAR, APPLIANCES, OR OTHER CONSUMER ITEMS 9 = NO RESPONSE	(0496:0496)	A-S79 = 1
A-S82J	CHARACTER*001 -1 = BLANK 1 = PAID MEDICAL OR DENTAL EXPENSES 9 = NO RESPONSE	(0497:0497)	A-S79 = 1
A-S82K	CHARACTER*001 -1 = BLANK 1 = PAID EDUCATIONAL EXPENSES 9 = NO RESPONSE	(0498:0498)	A-S79 = 1
A-S82L	CHARACTER*001 -1 = BLANK 1 = USED FOR GENERAL, EVERYDAY EXPENSES 9 = NO RESPONSE	(0499:0499)	A-S79 = 1
A-S82M	CHARACTER*001 -1 = BLANK 1 = SAVED OR INVESTED IN OTHER WAYS 9 = NO RESPONSE	(0500:0500)	A-S79 = 1
A-S82N	CHARACTER*001 -1 = BLANK 1 = SPENT IN OTHER WAYS 9 = NO RESPONSE	(0501:0501)	A-S79 = 1
A-S82O	CHARACTER*001 -1 = BLANK 1 = OTHER (SPECIFY) 9 = NO RESPONSE	(0502:0502)	A-S79 = 1
A-S83	CHARACTER*001 CHECK ITEM -1 = BLANK 1 = ENTRY OF YES IN ITEM 77 2 = ALL OTHERS	(0503:0503)	A-INSTA = 4

DATA	DESCRIPTION	BEGIN:END	UNIVERSE
A-S84	CHARACTER*001 ARE YOU COVERED BY A HEALTH INSURANCE PLAN? -1 = BLANK 1 = YES 2 = NO 3 = DON'T KNOW 9 = NO RESPONSE	(0504:0504)	A-S83 = 1
A-S85	CHARACTER*001 IS THIS PLAN PROVIDED BY A FORMER EMPLOYER? -1 = BLANK 1 = YES 2 = NO 3 = DON'T KNOW 9 = NO RESPONSE	(0505:0505)	A-S84 = 1
A-S86	CHARACTER*001 WHEN YOU LEFT THAT EMPLOYER, DID THE COST YOU PAID FOR YOUR PLAN INCREASE? -1 = BLANK 1 = YES 2 = NO 3 = DON'T KNOW 9 = NO RESPONSE	(0506:0506)	A-S85 = 1
A-S87	CHARACTER*001 FROM THE TIME YOU LEFT YOUR EMPLOYER, ABOUT HOW LONG CAN YOU CONTINUE TO BE COVERED BY THIS PLAN? -1 = BLANK 1 = THROUGHOUT RETIREMENT 2 = UNTIL AGE 65/MEDICARE ELIGIBILITY 3 = LESS THAN 1 MONTH 4 = 1 - 18 MONTHS 5 = 19 - 36 MONTHS 6 = MORE THAN 36 MONTHS 7 = DON'T KNOW 9 = NO RESPONSE	(0507:0507)	A-S85 = 1
A-S88	CHARACTER*001 WERE YOU COVERED UNDER A HEALTH INSURANCE PLAN PROVIDED BY YOUR EMPLOYER ON YOUR LAST JOB? -1 = BLANK 1 = YES 2 = NO 3 = DON'T KNOW 9 = NO RESPONSE	(0508:0508)	A-S85 = 2 or 3

DATA	DESCRIPTION	BEGIN:END	UNIVERSE
A-S89	CHARACTER*001 CHECK ITEM -1 = BLANK 1 = ELIGIBLE PERSON 2 = PROXY 9 = NO RESPONSE	(0509:0509)	A-INSTA = 4
A-INTSTA	CHARACTER*001 1 = NOT ELIGIBLE FOR SUPPLEMENT 2 = NON-MATCH (CPS-1/CPS-684) 3 = ELIGIBLE FOR SUPPLEMENT, BUT NOT INTERVIEWED 4 = COMPLETE SUPPLEMENTAL INTERVIEW	(0510:0510)	ALL RECORDS
FILLER	CHARACTER*007	(0511:0517)	
A-SUPWGT	CHARACTER*010	(0518:0527)	

MAY 1993 EARNINGS INFO START HERE

DATA	DESCRIPTION	BEGIN:END	UNIVERSE
A-MYLFSR	CHARACTER*001 MAY'S LABOR FORCE STATUS RECODE 1 = WORKING 2 = WITH JOB,NOT AT WORK 3 = UNEMPLOYED, LOOKING FOR WORK 4 = UNEMPLOYED, ON LAYOFF 5 = NILF - WORKING W/O PAY < 15 HRS; TEMP ABSENT FROM W/O PAY JOB 6 = NILF - UNAVAILABLE 7 = OTHER NILF	(0528:0528)	
A%MYLFSR	CHARACTER*001 LABOR FORCE STATUS RECODE ALLOCATION FLAG 0 = NO CHANGE 4 = ALLOCATED	(0529:0529)	

**MARCH 1993 INFO START HERE:**

<b>DATA</b>	<b>DESCRIPTION</b>	<b>BEGIN:END</b>
<b>A-MRLFSR</b>	<b>CHARACTER*001</b> <b>MARCH'S LABOR FORCE STATUS RECODE</b> 1 = WORKING 2 = WITH JOB, NOT AT WORK 3 = UNEMPLOYED, LOOKING FOR WORK 4 = UNEMPLOYED, ON LAYOFF 5 = NILF - WORKING W/O PAY < 15 HRS; TEMP ABSENT FROM W/O PAY JOB 6 = NILF - UNAVAILABLE 7 = OTHER NILF	<b>(0530:0530)</b>
<b>A%MRLFSR</b>	<b>CHARACTER*001</b> <b>LABOR FORCE STATUS RECODE</b> <b>ALLOCATION FLAG</b> 0 = NO CHANGE 4 = ALLOCATED	<b>(0531:0531)</b>
<b>EDITED SUPPLEMENT WORK EXPERIENCE ITEMS - PERSONS 15+</b>		
<b>WORKYN</b>	<b>CHARACTER*001</b> <b>DID ... WORK AT A JOB OR BUSINESS AT ANY TIME DURING 19..?</b> 0 = NIU 1 = YES 2 = NO	<b>(0532:0532)</b>
<b>WTEMP</b>	<b>CHARACTER*001</b> <b>DID ... DO ANY TEMPORARY, PART-TIME, OR SEASONAL WORK EVEN FOR A FEW DAYS DURING 19..?</b> 0 = NIU 1 = YES 2 = NO	<b>(0533:0533)</b>
<b>NWLOOK</b>	<b>CHARACTER*001</b> <b>EVEN THOUGH ... DID NOT WORK IN 19.. DID ... SPEND ANY TIME TRYING TO FIND A JOB OR ON LAYOFF?</b> 0 = NIU 1 = YES 2 = NO	<b>(0534:0534)</b>
<b>NWLKWK</b>	<b>CHARACTER*002</b> <b>HOW MANY DIFFERENT WEEKS WAS ... LOOKING FOR WORK OR ON LAYOFF?</b> 0 = NIU 1 = 1 WEEK ... 52 = 52 WEEKS	<b>(0535:0536)</b>

DATA	DESCRIPTION	BEGIN:END
RSNNOTW	CHARACTER*001 WHAT WAS THE MAIN REASON ... DID NOT WORK IN 19..? 0 = NIU 1 = ILL OR DISABLED 2 = RETIRED 3 = TAKING CARE OF HOME 4 = GOING TO SCHOOL 5 = COULD NOT FIND WORK 6 = OTHER	(0537:0537)
WKSWORK	CHARACTER*002 DURING 19.. IN HOW MANY WEEKS DID ... WORK EVEN FOR A FEW HOURS? 0 = NIU 1 = 1 WEEK ... 52 = 52 WEEKS	(0538:0539)
WKCHECK	CHARACTER*001 ITERVIEWER CHECK ITEM - NUMBER OF WEEKS IN ITEM 34 IS: 0 = NIU 1 = 1-49 WEEKS 2 = 50-51 WEEKS 3 = 52 WEEKS	(0540:0540)
LOSEWKS	CHARACTER*001 DID ... LOSE ANY FULL WEEKS OF WORK IN 19.. BECAUSE HE/SHE WAS ON LAYOFF FROM A JOB OR LOST A JOB? 0 = NIU 1 = YES 2 = NO	(0541:0541)
LKNONE	CHARACTER*001 YOU SAID... WORKED ABOUT (ENTRY IN ITEM 33) WEEKS IN 19... HOW MANY OF THE REMAINING WEEKS WAS ... LOOKING FOR WORK OR ON LAYOFF FROM A JOB? 0 = NIU 1 = NO WEEKS LOOKING FOR WORK OR ON LAYOFF	(0542:0542)
LKWEEKS	CHARACTER*002 IN HOW MANY OF THE REMAINING WEEKS WAS ... LOOKING FOR WORK OR ON LAYOFF FROM A JOB? 0 = NIU 1 = 01 WEEKS ... 51 = 51 WEEKS	(0543:0544)

DATA	DESCRIPTION	BEGIN:END
LKSTRCH	CHARACTER*001 WERE THE WEEKS ... WAS LOOKING FOR WORK (OR ON LAYOFF) ALL IN ONE STRETCH? 0 = NIU 1 = YES, 1 STRETCH 2 = NO, 2 STRETCHES 3 = NO, 3+ STRETCHES	(0545:0545)
PYRSN	CHARACTER*001 WHAT WAS THE MAIN REASON ... WAS NOT WORKING OR LOOKING FOR WORK IN THE REMAINING WEEKS OF 19..? 0 = NIU 1 = ILL OR DISABLED 2 = TAKING CARE OF HOME 3 = GOING TO SCHOOL 4 = RETIRED 5 = NO WORK AVAILABLE 6 = OTHER	(0546:0546)
PHMEMPRS	CHARACTER*001 FOR HOW MANY EMPLOYERS DID ... WORK IN 19..? 1 = 1 EMPLOYER 2 = 2 3 = 3 PLUS	(0547:0547)
A-HRSWK	CHARACTER*002 IN THE WEEKS THAT ... WORKED HOW MANY HOURS DID ... USUALLY WORK PER WEEK? 0 = NIU 1 - 1 HOUR ... 99 = 99 HOURS PLUS	(0548:0549)
A-HRCHEC	CHARACTER*001 INTERVIEWER CHECK ITEM - NUMBER OF HOURS IN ITEM 41 IS? 0 = NIU 1 = PART TIME 2 = FULL TIME	(0550:0550)
PTYN	CHARACTER*001 DID ... WORK LESS THAN 35 HOURS FOR AT LEAST ONE WEEK IN 19..? EXCLUDE TIME OFF WITH PAY BECAUSE OF HOLIDAYS, VACATION, DAYS OFF, OR SICKNESS. 0 = NIU 1 = YES 2 = NO	(0551:0551)



DATA	DESCRIPTION	BEGIN:END
PTWEEKS	CHARACTER*002 HOW MANY WEEKS DID ... WORK LESS THAN 35 HOURS IN 19..? 0 = NIU 1 = 1 WEEK ... 52 = 52 WEEKS	(0552:0553)
PTRSN	CHARACTER*001 WHAT WAS THE MAIN REASON ... WORKED LESS THAN 35 HOURS PER WEEK? 0 = NIU 1 = COULD ONLY FIND PT JOB 2 = WANTED PART TIME 3 = SLACK WORK 4 = OTHER	(0554:0554)
LJCSW	CHARACTER*001 LONGEST JOB CLASS OF WORKER 0 = NIU 1 = PRIVATE 2 = FEDERAL 3 = STATE 4 = LOCAL 5 = SELF EMPLOYED INCORPORATED, YES 6 = SELF EMPLOYED INCORPORATED, NO OR FARM 7 = WITHOUT PAY	(0555:0555)
INDUSTRY	CHARACTER*003 INDUSTRY OF LONGEST JOB LAST YEAR 0 = NIU 010-991 = INDUSTRY CODE	(0556:0558)
OCCUP	CHARACTER*003 OCCUPATION OF LONGEST JOB LAST YEAR 0 = NIU 003-995 = OCCUPATION CODE	(0559:0561)
<b>EDITED AND ALLOCATED SUPPLEMENT INCOME            FIELDS - PERSONS 15+</b>		
NOEMP	CHARACTER*001 COUNTING ALL LOCATIONS WHERE THIS EMPLOYER OPERATES, WHAT IS THE TOTAL NUMBER OF PERSONS WHO WORK FOR ...S EMPLOYER? 0 = NIU 1 = UNDER 10 2 = 10 - 24 3 = 25 - 99 4 = 100 - 499 5 = 500 - 999 6 = 1000+	(0562:0562)

DATA	DESCRIPTION	BEGIN:END
SOURCE OF INCOME -- EARNINGS -- ITEMS 48A THROUGH 49B		
ERN-YN	CHARACTER*001 EARNINGS FROM EMPLOYER OR NET EARNINGS FROM BUSINESS/FARM AFTER EXPENSES FROM LONGEST JOB DURING 19.. 0 = NIU 1 = YES 2 = NO	(0563:0563)
ERN-VAL	CHARACTER*006 HOW MUCH DID ... EARN FROM THIS EMPLOYER BEFORE DEDUCTIONS IN 19..? WHAT WAS ... NET EARNINGS FROM THIS BUSINESS/FARM AFTER EXPENSES DURING 19..? 0 = NONE OR NIU -9999-99999 = WAGES & SELF-EMPLOYMENT	(0564:0569)
ERN-SRCE	CHARACTER*001 SOURCE OF EARNINGS FROM LONGEST JOB 0 = NIU 1 = WAGE AND SALARY 2 = SELF EMPLOYMENT 3 = FARM SELF EMPLOYMENT 4 = WITHOUT PAY	(0570:0570)
ERN-OTR	CHARACTER*001 WAGE AND SALARY 0 = NIU 1 = YES 2 = NO	(0571:0571)
WAGEOTR	CHARACTER*001 WAGE AND SALARY 0 = NIU 1 = YES 2 = NO	(0572:0572)
WS-VAL	CHARACTER*006 WAGE AND SALARY EARNINGS 0 = NONE OR NIU 1-99999 = WAGE AND SALARY	(0573:0578)
WSAL-YN	CHARACTER*001 WAGE AND SALARY 0 = NIU 1 = YES 2 = NO	(0579:0579)

DATA	DESCRIPTION	BEGIN:END
WSAL-VAL	CHARACTER*006 TOTAL WAGE AND SALARY EARNINGS (COMBINED AMOUNTS IN ERN-VAL, IF ERN-SRCE=1, AND WS-VAL) 0 = NONE OR NIU 1-199998 = WAGE AND SALARY	(0580:0585)
SEOTR	CHARACTER*001 OWN BUSINESS SELF-EMPLOYMENT 0 = NIU 1 = YES 2 = NO	(0586:0586)
SE-VAL	CHARACTER*006 OWN BUSINESS SELF-EMPLOYMENT EARNINGS 0 = NONE OR NIU -9999-99999 = OWN BUSINESS SELF EMPLOYMENT	(0587:0592)
SEMP-YN	CHARACTER*001 OWN BUSINESS SELF-EMPLOYMENT 0 = NIU 1 = YES 2 = NO	(0593:0593)
SEMP-VAL	CHARACTER*006 TOTAL OWN BUSINESS SELF- EMPLOYMENT EARNINGS 0 = NONE OR NIU -9999-199998 = OWN BUSINESS SELF EMPLOYMENT	(0594:0599)
FRMOTR	CHARACTER*001 FARM SELF-EMPLOYMENT 0 = NIU 1 = YES 2 = NO	(0600:0600)
FRM-VAL	CHARACTER*006 FARM SELF-EMPLOYMENT EARNINGS 0 = NONE OR NIU -9999-99999 = FARM SELF EMPLOYMENT	(0601:0606)
FRSE-YN	CHARACTER*001 ANY FARM SELF-EMPLOYMENT 0 = NIU 1 = YES 2 = NO	(0607:0607)
FRSE-VAL	CHARACTER*006 TOTAL AMOUNT OF FARM SELF- EMPLOYMENT EARNINGS 0 = NONE OR NIU -9999-199998 = FARM SELF EMPLOYMENT	(0608:0613)



DATA	DESCRIPTION	BEGIN:END
WC-VAL	CHARACTER*005 HOW MUCH COMPENSATION DID ... RECEIVE DURING 19.. 0 = NONE OR NIU 1-99999 = WORKER'S COMPENSATION	(0624:0628)
SOURCE OF INCOME -- SOCIAL SECURITY INCOME		
SS-YN	CHARACTER*001 WHO RECEIVED SOCIAL SECURITY PAYMENTS EITHER FOR THEMSELVES OR AS COMBINED PAYMENTS WITH OTHER FAMILY MEMBERS 0 = NIU 1 = YES 2 = NO	(0629:0629)
SS-VAL	CHARACTER*005 HOW MUCH DID ... RECEIVE IN SOCIAL SECURITY PAYMENTS DURING 19.. 0 = NONE OR NIU 1-29999 = SOCIAL SECURITY	(0630:0634)
SOURCE OF INCOME -- SUPPLEMENTAL SECURITY INCOME		
SSI-YN	CHARACTER*001 DID ... RECEIVED SSI? 0 = NIU 1 = YES 2 = NO	(0635:0635)
SSI-VAL	CHARACTER*004 HOW MUCH DID ... RECEIVE IN SUPPLEMENTAL SECURITY INCOME DURING 19.. 0 = NONE OR NIU 1-9999 = SUPPLEMENTAL SECURITY INCOME	(0636:0639)
SOURCE OF INCOME -- PUBLIC ASSISTANCE OR WELFARE		
PAW-YN	CHARACTER*001 DID ... RECEIVE PUBLIC ASSISTANCE? 0 = NIU 1 = YES 2 = NO	(0640:0640)
PAW-TYP	CHARACTER*001 DID ... RECEIVE AFDC OR SOME OTHER TYPE OF ASSISTANCE? 0 = NIU 1 = AFDC (ADC) 2 = OTHER 3 = BOTH	(0641:0641)

DATA	DESCRIPTION	BEGIN:END
PAW-MON	CHARACTER*002 IN HOW MANY MONTHS OF 19.. DID ... RECEIVE PUBLIC ASSISTANCE PAYMENTS? 0 = NIU 1 = ONE ... 12 = TWELVE	(0642:0643)
PAW-VAL	CHARACTER*005 HOW MUCH DID ... RECEIVE IN PUBLIC ASSISTANCE OR WELFARE DURING 19.. 0 = NONE OR NIU 1-19999 = PUBLIC ASSISTANCE	(0644:0648)
SOURCE OF INCOME --- VETERANS' ADMINISTRATION BENEFITS		
VET-YN	CHARACTER*001 DID ... RECEIVE VETERANS' PAYMENTS? 0 = NIU 1 = YES 2 = NO	(0649:0649)
VET-TYP1	CHARACTER*001 WHAT TYPE OF VETERANS PAYMENTS DID .... RECEIVE? (DISABILITY COMPENSATION?) 0 = NIU 1 = YES 2 = NO	(0650:0650)
VET-TYP2	CHARACTER*001 WHAT TYPE OF VETERANS PAYMENTS DID .... RECEIVE? (SURVIVOR BENEFITS?) 0 = NIU 1 = YES 2 = NO	(0651:0651)
VET-TYP3	CHARACTER*001 WHAT TYPE OF VETERANS PAYMENTS DID .... RECEIVE? (VETERAN'S PENSION?) 0 = NIU 1 = YES 2 = NO	(0652:0652)
VET-TYP4	CHARACTER*001 WHAT TYPE OF VETERANS PAYMENTS DID .... RECEIVE? (EDUCATION ASSISTANCE?) 0 = NIU 1 = YES 2 = NO	(0653:0653)

DATA	DESCRIPTION	BEGIN:END
VET-TYP5	CHARACTER*001 WHAT TYPE OF VETERANS PAYMENTS DID ... RECEIVE? (OTHER VETERAN'S PAYMENTS?) 0 = NIU 1 = YES 2 = NO	(0654:0654)
VET-QVA	CHARACTER*001 IS ... REQUIRED TO FILL OUT AN ANNUAL INCOME QUESTIONNAIRE FOR THE VETERAN'S ADMINISTRATION? 0 = NIU 1 = YES 2 = NO	(0655:0655)
VET-VAL	CHARACTER*005 HOW MUCH DID ... RECEIVE FROM VETERANS' ADMINISTRATION DURING 19..? 0 = NONE OR NIU 1-29999 = VETERANS' PAYMENTS	(0656:0660)
SOURCE OF INCOME -- SURVIVOR'S INCOME		
SUR-YN	CHARACTER*001 DURING 19.. DID ... RECEIVE ANY OTHER WIDOW OR SURVIVOR'S INCOME? 0 = NIU 1 = YES 2 = NO	(0661:0661)
SUR-SC1	CHARACTER*002 WHAT WAS THE SOURCE OF THIS INCOME 1 SURVIVOR'S INCOME - SOURCE 1 2 SURVIVOR'S INCOME - SOURCE 2 0 = NONE OR NIU 1 = COMPANY OR UNION SURVIVOR PENSION 2 = FEDERAL GOVERNMENT 3 = US MILITARY RETIREMENT SURVIVOR PENSION 4 = STATE OR LOCAL GOV'T SURVIVOR PENSION 5 = US RAILROAD RETIREMENT SURVIVOR PENSION 6 = WORKER COMPENSATION SURVIVOR PENSION 7 = BLACK LUNG SURVIVOR PENSION 8 = REGULAR PAYMENTS FROM ESTATES OR TRUSTS 9 = REGULAR PAYMENTS FROM ANNUITIES OR PAID-UP LIFE INSURANCE 10 = OTHER OR DON'T KNOW	(0662:0663)

DATA	DESCRIPTION	BEGIN:END
SUR-SC2	CHARACTER*002 WHAT WAS THE SOURCE OF THIS INCOME 1 SURVIVOR'S INCOME - SOURCE 1 2 SURVIVOR'S INCOME - SOURCE 2 0 = NONE OR NIU 1 = COMPANY OR UNION SURVIVOR PENSION 2 = FEDERAL GOVERNMENT 3 = US MILITARY RETIREMENT SURVIVOR PENSION 4 = STATE OR LOCAL GOV'T SURVIVOR PENSION 5 = US RAILROAD RETIREMENT SURVIVOR PENSION 6 = WORKER COMPENSATION SURVIVOR PENSION 7 = BLACK LUNG SURVIVOR PENSION 8 = REGULAR PAYMENTS FROM ESTATES OR TRUSTS 9 = REGULAR PAYMENTS FROM ANNUITIES OR PAID-UP LIFE INSURANCE 10 = OTHER OR DON'T KNOW	(0664:0665)
SUR-VAL1	CHARACTER*005 HOW MUCH DID ... RECEIVE (SOURCE TYPE) DURING 19.. 1 SURVIVOR'S INCOME - SOURCE 1 2 SURVIVOR'S INCOME - SOURCE 2 0 = NONE OR NIU 1-99999 = SURVIVOR'S INCOME - SOURCE ONE	(0666:0670)
SUR-VAL2	CHARACTER*005 HOW MUCH DID ... RECEIVE (SOURCE TYPE) DURING 19.. 1 SURVIVOR'S INCOME - SOURCE 1 2 SURVIVOR'S INCOME - SOURCE 2 0 = NONE OR NIU 1-99999 = SURVIVOR'S INCOME - SOURCE 1 ONE	(0671:0675)
SRVS-VAL	CHARACTER*006 TOTAL AMOUNT OF SURVIVOR'S INCOME RECEIVED (COMBINED AMOUNTS IN SOURCES ONE AND TWO) 0 = NONE OR NIU 1-99999 = SOURCE TYPE	(0676:0681)

SOURCE OF INCOME -- DISABILITY INCOME



DATA	DESCRIPTION	BEGIN:END
DIS-HP	CHARACTER*001 WHO HAS A HEALTH PROBLEM OR A DISABILITY WHICH PREVENTS WORK OR WHICH LIMITS THE KIND OR AMOUNT OF WORK? 0 = NIU 1 = YES 2 = NO	(0682:0682)
DIS-CS	CHARACTER*001 WHO IN THIS HOUSEHOLD RETIRED OR LEFT A JOB FOR HEALTH REASONS? 0 = NIU 1 = YES 2 = NO	(0683:0683)
DIS-YN	CHARACTER*001 OTHER THAN SOCIAL SECURITY DID ... RECEIVE ANY INCOME IN 19.. AS A RESULT OF HEALTH PROBLEMS 0 = NIU 1 = YES 2 = NO	(0684:0684)
DIS-SC1	CHARACTER*002 WHAT WAS THE SOURCE OF INCOME ( DISABILITY INCOME - SOURCE 1 ) 1 = WORKER'S COMPENSATION 2 = COMPANY OR UNION DISABILITY 3 = FEDERAL GOVERNMENT DISABILITY 4 = US MILITARY RETIREMENT DISABILITY 5 = STATE OR LOCAL GOV'T EMPLOYEE DISABILITY 6 = US RAILROAD RETIREMENT DISABILITY 7 = ACCIDENT OR DISABILITY INSURANCE 8 = BLACKLUNG MINERS DISABILITY 9 = STATE TEMPORARY SICKNESS 10 = OTHER OR DON'T KNOW	(0685:0686)
DIS-SC2	CHARACTER*002 WHAT WAS THE SOURCE OF INCOME ( DISABILITY INCOME - SOURCE 2 ) 1 = WORKER'S COMPENSATION 2 = COMPANY OR UNION DISABILITY 3 = FEDERAL GOVERNMENT DISABILITY 4 = US MILITARY RETIREMENT DISABILITY 5 = STATE OR LOCAL GOV'T EMPLOYEE DISABILITY 6 = US RAILROAD RETIREMENT DISABILITY 7 = ACCIDENT OR DISABILITY INSURANCE 8 = BLACKLUNG MINERS DISABILITY 9 = STATE TEMPORARY SICKNESS 10 = OTHER OR DON'T KNOW	(0687:0688)

DATA	DESCRIPTION	BEGIN:END
DIS-VAL1	CHARACTER*005 HOW MUCH DID ... RECEIVE (SOURCE TYPE) DURING 19..DISABILITY INCOME - SOURCE 1 0 = NONE OR NIU 1-99999 = SOURCE TYPE	(0689:0693)
DIS-VAL2	CHARACTER*005 HOW MUCH DID ... RECEIVE (SOURCE TYPE) DURING 19..DISABILITY INCOME - SOURCE 2 0 = NONE OR NIU 1-99999 = SOURCE TYPE	(0694:0698)
DSAB-VAL	CHARACTER*006 TOTAL AMOUNT OF DISABILITY INCOME RECEIVED (COMBINED AMOUNTS IN SOURCES ONE AND TWO) 0 = NONE OR NIU 1-199998 = SOURCE TYPE	(0699:0704)
SOURCE OF INCOME -- RETIREMENT INCOME		
RET-YN	CHARACTER*001 OTHER THAN SOCIAL SECURITY DID ... RECEIVE ANY PENSION OR RETIREMENT INCOME IN 19.. 0 = NIU 1 = YES 2 = NO	(0705:0705)
RET-SC1	CHARACTER*001 WHAT WAS THE SOURCE OF INCOME RETIREMENT INCOME - SOURCE 1 0 = NONE OR NIU 1 = COMPANY OR UNION PENSION 2 = FEDERAL GOVERNMENT RETIREMENT 3 = US MILITARY RETIREMENT 4 = STATE OR LOCAL GOVERNMENT RETIREMENT 5 = US RAILROAD RETIREMENT 6 = REGULAR PAYMENTS FROM ANNUITIES OR PAID INSURANCE POLICIES 7 = REGULAR PAYMENTS FROM KEOGH OR 401(K) ACCOUNTS 8 = OTHER SOURCES INCLUDING IRA OR KEOGH OR DON'T KNOW	(0706:0706)

DATA	DESCRIPTION	BEGIN:END
RET-SC2	CHARACTER*001 WHAT WAS THE SOURCE OF INCOME RETIREMENT INCOME - SOURCE 2 0 = NONE OR NIU 1 = COMPANY OR UNION PENSION 2 = FEDERAL GOVERNMENT RETIREMENT 3 = US MILITARY RETIREMENT 4 = STATE OR LOCAL GOVERNMENT RETIREMENT 5 = US RAILROAD RETIREMENT 6 = REGULAR PAYMENTS FROM ANNUITIES OR PAID INSURANCE POLICIES 7 = REGULAR PAYMENTS FROM KEOGH OR 401(K) ACCOUNTS 8 = OTHER SOURCES INCLUDING IRA OR KEOGH OR DON'T KNOW	(0707:0707)
RET-VAL1	CHARACTER*005 HOW MUCH DID ... RECEIVE (SOURCE TYPE) DURING 19.. RETIREMENT INCOME - SOURCE 1 0 = NONE OR NIU 1-99999 = SOURCE TYPE	(0708:0712)
RET-VAL2	CHARACTER*005 HOW MUCH DID ... RECEIVE (SOURCE TYPE) DURING 19.. RETIREMENT INCOME - SOURCE 2 0 = NONE OR NIU 1-99999 = SOURCE TYPE	(0713:0717)
RTM-VAL	CHARACTER*006 TOTAL AMOUNT OF RETIREMENT INCOME RECEIVED (COMBINED AMOUNTS IN SOURCES ONE AND TWO) 0 = NONE OR NIU 1-199998 = SOURCE TYPE	(0718:0723)
SOURCE OF INCOME -- INTEREST INCOME		
INT-YN	CHARACTER*001 DID ... RECEIVE INTEREST? 0 = NIU 1 = YES 2 = NO	(0724:0724)
INT-VAL	CHARACTER*005 HOW MUCH DID ... RECEIVE IN INTEREST FROM THESE SOURCES DURING 1985, INCLUDING SMALL AMOUNTS CREDITED TO ACCOUNTS 0 = NONE OR NIU 1-99999 = INTEREST	(0725:0729)
SOURCE OF INCOME -- DIVIDENDS INCOME		

DATA	DESCRIPTION	BEGIN:END
DIV-YN	CHARACTER*001 DID ... RECEIVE DIVIDENDS? 0 = NIU 1 = YES 2 = NO	(0730:0730)
DIV-NON	CHARACTER*001 NO DIVIDENDS RECEIVED 0 = NC,NIU 1 = NONE	(0731:0731)
DIV-VAL	CHARACTER*005 HOW MUCH DID ... RECEIVE IN DIVIDENDS FROM STOCKS (MUTUAL FUNDS) DURING 19.. 0 = NONE OR NIU 1-99999 = DIVIDENDS	(0732:0736)
SOURCE OF INCOME -- RENT INCOME		
RNT-YN	CHARACTER*001 DID ... RECEIVED RENT? 0 = NIU 1 = YES 2 = NO	(0737:0737)
RNT-VAL	CHARACTER*005 HOW MUCH DID ... RECEIVE IN INCOME FROM RENT AFTER EXPENSES DURING 19.. 0 = NONE OR NIU -9999-99999 = RENTAL INCOME	(0738:0742)
SOURCE OF INCOME -- EDUCATION ASSISTANCE		
ED-YN	CHARACTER*001 DID ... RECEIVE EDUCATIONAL ASSISTANCE 0 = NIU 1 = YES 2 = NO	(0743:0743)
DUMMY4	CHARACTER*001 FILLER	(0744:0744)
DUMMY5	CHARACTER*005 FILLER	(0745:0749)
OED-TYP1	CHARACTER*001 SOURCE OTHER THAN GI BILL RECEIVED (SOURCE OF OTHER GOVERNMENT ASSISTANCE) 0 = NIU 1 = YES 2 = NO	(0750:0750)

DATA	DESCRIPTION	BEGIN:END
OED-TYP2	CHARACTER*001 SOURCE OTHER THAN GI BILL RECEIVED (SCHOLARSHIPS, GRANTS, ETC. FROM THE SCHOOL) 0 = NIU 1 = YES 2 = NO	(0751:0751)
OED-TYP3	CHARACTER*001 SOURCE OTHER THAN GI BILL RECEIVED (OTHER ASSISTANCE(EMPLOYERS FRIENDS, ETC.) 0 = NIU 1 = YES 2 = NO	(0752:0752)
DUMMY6	CHARACTER*005 FILLER	(0753:0757)
ED-VAL	CHARACTER*006 TOTAL AMOUNT OF EDUCATIONAL ASSISTANCE RECEIVED (COMBINED AMOUNTS IN PELL GRANT AND OTHER EDUCATIONAL) ASSISTANCE DURING 19.. 0 = NONE OR NIU 1-99999 = EDUCATIONAL ASSISTANCE	(0758:0763)
SOURCE OF INCOME -- CHILD SUPPORT		
CSP-YN	CHARACTER*001 DID ... RECEIVE CHILD SUPPORT PAYMENTS? 0 = NIU 1 = YES 2 = NO	(0764:0764)
CSP-VAL	CHARACTER*005 HOW MUCH DID ... RECEIVE IN CHILD SUPPORT PAYMENTS 0 = NONE OR NIU 1-99999 = CHILD SUPPORT	(0765:0769)
SOURCE OF INCOME -- ALIMONY		
A-ALM-YN	CHARACTER*001 DID ... RECEIVE ALIMONY PAYMENTS? 0 = NONE OR NIU 1 = YES 2 = NO	(0770:0770)
A-ALMVAL	CHARACTER*005 HOW MUCH DID ... RECEIVE IN ALIMONY INCOME DURING 19.. 0 = NONE OR NIU 1-99999 = ALIMONY	(0771:0775)



DATA	DESCRIPTION	BEGIN:END
<b>EDITED NONCASH BENEFIT ITEMS - PERSONS 15+ (UNLESS OTHERWISE NOTED)</b>		
MCARE	CHARACTER*001 WAS ... COVERED BY MEDICARE? 0 = NIU (CHILDREN UNDER 15) 1 = YES 2 = NO	(0790:0790)
MCAID	CHARACTER*001 WAS ... COVERED BY MEDICAID? RECODED FOR ALL PERSONS 1 = YES 2 = NO	(0791:0791)
CHAMP	CHARACTER*001 WAS ... COVERED BY CHAMPUS, VA, OR MILITARY HEALTH CARE? RECODED FOR ALL PERSONS 1 = YES 2 = NO	(0792:0792)
A-HI-YN	CHARACTER*001 WAS ... COVERED BY A HEALTH INSURANCE PLAN 0 = NIU 1 = YES 2 = NO	(0793:0793)
A-HIOWN	CHARACTER*001 WAS THIS HEALTH INSURANCE PLAN COVERAGE IN ...'S OWN NAME? 0 = NIU 1 = YES 2 = NO	(0794:0794)
A-HIEMP	CHARACTER*001 WAS THIS HEALTH INSURANCE PLAN OFFERED THROUGH ...'S CURRENT OR FORMER EMPLOYER OR UNION? 0 = NIU 1 = YES 2 = NO	(0795:0795)
A-HIP Aid	CHARACTER*001 DID ...'S EMPLOYER OR UNION PAY FOR ALL, PART, OR NONE OF THE COST OF THIS HEALTH PLAN? 0 = NIU 1 = ALL 2 = PART 3 = NONE	(0796:0796)

DATA	DESCRIPTION	BEGIN:END
A-HIELS1	CHARACTER*001 OTHER THAN ... WHO ELSE IN THIS HOUSEHOLD WAS COVERED BY THIS GROUP HEALTH INSURANCE PLAN? - SPOUSE 0 = NIU 1 = YES 2 = NO	(0797:0797)
A-HIELS2	CHARACTER*001 OTHER THAN ... WHO ELSE IN THIS HOUSEHOLD WAS COVERED BY THIS GROUP HEALTH INSURANCE PLAN? - CHILDREN IN HOUSEHOLD 0 = NIU 1 = YES 2 = NO	(0798:0798)
A-HIELS3	CHARACTER*001 OTHER THAN ... WHO ELSE IN THIS HOUSEHOLD WAS COVERED BY THIS GROUP HEALTH INSURANCE PLAN? - CHILDREN NOT IN HOUSEHOLD 0 = NIU 1 = YES 2 = NO	(0799:0799)
A-HIELS4	CHARACTER*001 OTHER THAN ... WHO ELSE IN THIS HOUSEHOLD WAS COVERED BY THIS GROUP HEALTH INSURANCE PLAN? - OTHER 0 = NIU 1 = YES 2 = NO	(0800:0800)
A-HIELS5	CHARACTER*001 OTHER THAN ... WHO ELSE IN THIS HOUSEHOLD WAS COVERED BY THIS GROUP HEALTH INSURANCE PLAN? - NO ONE 0 = NIU 1 = YES 2 = NO	(0801:0801)
WRK-CK	CHARACTER*001 INTERVIEWER CHECK ITEM WORKED LAST YEAR 0 = NIU 1 = YES 2 = NO	(0802:0802)



DATA	DESCRIPTION	BEGIN:END
PENPLAN	CHARACTER*001 OTHER THAN SOCIAL SECURITY DID THE EMPLOYER OR UNION THAT ... WORKED FOR IN 19.. HAVE A PENSION OR OTHER TYPE OF RETIREMENT PLAN? 0 = NIU 1 = YES 2 = NO 3 = DK	(0803:0803)
PENINCL	CHARACTER*001 WAS ... INCLUDED IN THAT PLAN? 0 = NIU 1 = YES 2 = NO	(0804:0804)
COV-GH	CHARACTER*001 WAS ... INCLUDED IN A GROUP HEALTH INSURANCE PLAN ON THE JOB HELD DURING 19..? RECODED FOR ALL PERSONS 1 = YES 2 = NO	(0805:0805)
COV-HI	CHARACTER*001 WAS ... INCLUDED IN A PRIVATE HEALTH INSURANCE PLAN ? RECODED FOR ALL PERSONS 1 = YES 2 = NO	(0806:0806)
SUMMARY INCOME VALUES BY TYPE		
PTOTVAL	CHARACTER*008 TOTAL PERSONS INCOME 0 = NONE NEGATIVE AMT = INCOME (LOSS) POSITIVE AMT = INCOME	(0807:0814)
PEARVAL	CHARACTER*008 TOTAL PERSONS EARNINGS 0 = NONE NEGATIVE AMT = INCOME (LOSS) POSITIVE AMT = INCOME	(0815:0822)
POTHVAL	CHARACTER*008 TOTAL OTHER PERSONS INCOME	(0823:0830)
NEGATIVE AMT = INCOME (LOSS) POSITIVE AMT = INCOME		
ALLOCATION FLAGS FOR MARCH SUPPLEMENT		
I-ERNYN	CHARACTER*001	(0831:0831)
I-ERNVAL	CHARACTER*001	(0832:0832)

DATA	DESCRIPTION	BEGIN:END
I-WSYN	CHARACTER*001	(0833:0833)
I-WSVAL	CHARACTER*001	(0834:0834)
I-SEYN	CHARACTER*001	(0835:0835)
I-SEVAL	CHARACTER*001	(0836:0836)
I-FRMYN	CHARACTER*001	(0837:0837)
I-FRMVAL	CHARACTER*001	(0838:0838)
I-UCYN	CHARACTER*001	(0839:0839)
I-UCVAL	CHARACTER*001	(0840:0840)
I-WCYN	CHARACTER*001	(0841:0841)
I-WCTYP	CHARACTER*001	(0842:0842)
I-WCVAL	CHARACTER*001	(0843:0843)
I-SSYN	CHARACTER*001	(0844:0844)
I-SSVAL	CHARACTER*001	(0845:0845)
I-SSIYN	CHARACTER*001	(0846:0846)
I-SSIVAL	CHARACTER*001	(0847:0847)
I-PAWYN	CHARACTER*001	(0848:0848)
I-PAWTYP	CHARACTER*001	(0849:0849)
I-PAWVAL	CHARACTER*001	(0850:0850)
I-PAWMO	CHARACTER*001	(0851:0851)
I-VETYN	CHARACTER*001	(0852:0852)
I-VETTYP	CHARACTER*001	(0853:0853)
I-VETVAL	CHARACTER*001	(0854:0854)
I-VETQVA	CHARACTER*001	(0855:0855)
I-SURYN	CHARACTER*001	(0856:0856)
I-SURTYP	CHARACTER*001	(0857:0857)
I-SURSC1	CHARACTER*001	(0858:0858)
I-SURSC2	CHARACTER*001	(0859:0859)
I-SURVA1	CHARACTER*001	(0860:0860)
I-SURVA2	CHARACTER*001	(0861:0861)

DATA	DESCRIPTION	BEGIN:END
I-DISSC1	CHARACTER*001	(0862:0862)
I-DISSC2	CHARACTER*001	(0863:0863)
I-DISHP	CHARACTER*001	(0864:0864)
I-DISCS	CHARACTER*001	(0865:0865)
I-DISYN	CHARACTER*001	(0866:0866)
I-DISTYP	CHARACTER*001	(0867:0867)
I-DISVA1	CHARACTER*001	(0868:0868)
I-DISVA2	CHARACTER*001	(0869:0869)
I-RETYN	CHARACTER*001	(0870:0870)
I-RETS1	CHARACTER*001	(0871:0871)
I-RETS2	CHARACTER*001	(0872:0872)
I-RETV1	CHARACTER*001	(0873:0873)
I-RETV2	CHARACTER*001	(0874:0874)
I-INTYN	CHARACTER*001	(0875:0875)
I-INTVAL	CHARACTER*001	(0876:0876)
I-DIVYN	CHARACTER*001	(0877:0877)
I-DIVVAL	CHARACTER*001	(0878:0878)
I-RNTYN	CHARACTER*001	(0879:0879)
I-RNTVAL	CHARACTER*001	(0880:0880)
I-EDYN	CHARACTER*001	(0881:0881)
I-EDTYP1	CHARACTER*001	(0882:0882)
I-EDTYP2	CHARACTER*001	(0883:0883)
DUMMY7	CHARACTER*001	(0884:0884)
I-OEDVAL	CHARACTER*001	(0885:0885)
I-CSPYN	CHARACTER*001	(0886:0886)
I-CSPVAL	CHARACTER*001	(0887:0887)
I-ALMYN	CHARACTER*001	(0888:0888)
I-ALMVAL	CHARACTER*001	(0889:0889)

DATA	DESCRIPTION	BEGIN:END
I-FINYN	CHARACTER*001	(0890:0890)
I-FINVAL	CHARACTER*001	(0891:0891)
I-OIVAL	CHARACTER*001	(0892:0892)
I-NWLOOK	CHARACTER*001	(0893:0893)
I-NWLKWK	CHARACTER*001	(0894:0894)
I-RSNNOT	CHARACTER*001	(0895:0895)
I-LOSEWK	CHARACTER*001	(0896:0896)
I-LK WEEK	CHARACTER*001	(0897:0897)
I-LKSTR	CHARACTER*001	(0898:0898)
I-PYRSN	CHARACTER*001	(0899:0899)
I-PHMEMP	CHARACTER*001	(0900:0900)
I-HRSWK	CHARACTER*001	(0901:0901)
I-HRCHK	CHARACTER*001	(0902:0902)
I-PTYN	CHARACTER*001	(0903:0903)
I-PTWKS	CHARACTER*001	(0904:0904)
I-PTRSN	CHARACTER*001	(0905:0905)
I-LJCW	CHARACTER*001	(0906:0906)
I-INDUS	CHARACTER*001	(0907:0907)
FILLER	CHARACTER*001	(0908:0908)
I-OCCUP	CHARACTER*001	(0909:0909)
I-WORKYN	CHARACTER*001	(0910:0910)
I-WTEMP	CHARACTER*001	(0911:0911)
I-WKSWK	CHARACTER*001	(0912:0912)
I-WKCHK	CHARACTER*001	(0913:0913)
I-ERNSRC	CHARACTER*001	(0914:0914)
I-NOEMP	CHARACTER*001	(0915:0915)
I-MCARE	CHARACTER*001	(0916:0916)
I-MCAID	CHARACTER*001	(0917:0917)

DATA	DESCRIPTION	BEGIN:END
I-CHAMP	CHARACTER*001	(0918:0918)
I-HIYN	CHARACTER*001	(0919:0919)
I-HIOWN	CHARACTER*001	(0920:0920)
I-HIEMP	CHARACTER*001	(0921:0921)
I-HIPAI	CHARACTER*001	(0922:0922)
I-HIELSE	CHARACTER*001	(0923:0923)
I-PENPLA	CHARACTER*001	(0924:0924)
I-PENINC	CHARACTER*001	(0925:0925)

## ATTACHMENT 10

### Selected Unweighted Tallies from the April 1993 Employee Benefits Survey

DATA	DESCRIPTION	TALLIES
A-S33	Thinking about the location where you work, about how many people are employed there by (employer's name)?	
	-1 = Not in universe	85,002
	1 = Less than 10	7,152
	2 = 10-24	3,320
	3 = 25-49	2,946
	4 = 50-99	2,748
	5 = 100-249	3,181
	6 = 250+	5,862
	9 = Don't know	827
	99 = No response	45
A-S34	Does (employer's name) operate in more than one location?	
	-1 = Not in universe	85,002
	1 = Yes	16,192
	2 = No	9,523
	3 = Don't know	319
	9 = No response	47
A-S35	About how many people are employed by (employer's name) at ALL locations?	
	-1 = Not in universe	94,891
	1 = Less than 10	369
	2 = 10-24	382
	3 = 25-49	442
	4 = 50-99	556
	5 = 100-249	987
	6 = 250-499	1,267
	7 = 500-999	1,231
	8 = 1000 or more	9,599
	9 = Don't know	1,255
	99 = No response	104
A-S36	On this job, are Social Security retirement taxes deducted from your earnings?	
	-1 = Not in universe	85,002
	1 = Yes	22,628
	2 = No	3,079
	3 = Don't know	291
	9 = No response	83

DATA	DESCRIPTION	TALLIES
A-S39	... First, does your employer or union have any such pension or retirement plan for ANYONE in your company/organization?	
	-1 = Not in universe	85,002
	1 = Yes	14,838
	2 = No	9,723
	3 = Don't know	1,465
	9 = No response	55
A-S40	Are you included in such a plan?	
	-1 = Not in universe	96,245
	1 = Yes	11,348
	2 = No	3,367
	3 = Don't know	117
	9 = No response	6
A-S47	If you were to leave your employer now or within the next few months, could you eventually receive some benefits from this plan when you reach retirement age?	
	-1 = Not in universe	99,735
	1 = Yes	8,605
	2 = No	1,734
	3 = Don't know	952
	9 = No response	57
A-S52	Do you participate in a plan like this?	
	-1 = Not in universe	85,002
	1 = Yes	5,754
	2 = No	19,083
	3 = Don't know	1,133
	9 = No response	111
A-S53	Does your employer OFFER you a plan like this?	
	-1 = Not in universe	90,845
	1 = Yes	3,049
	2 = No	13,631
	3 = Don't know	3,519
	9 = No response	39
A-S58	On your job, do you get any paid sick leave or sickness insurance?	
	-1 = Not in universe	85,002
	1 = Yes	14,071
	2 = No	11,344
	3 = Don't know	580
	9 = No response	86


DATA	DESCRIPTION	TALLIES
A-S61	Turning now to health insurance, does your employer offer a health insurance plan to any of its employees?	
	-1 = Not in universe	85,002
	1 = Yes - Employee and family coverage offered	17,079
	2 = - Employee coverage offered only	1,230
	3 = - Employee coverage. DK if family coverage offered	449
	4 = No	6,311
	5 = Don't know	861
	9 = No response	151
A-S62	Are you covered by this health insurance plan?	
	-1 = Not in universe	92,325
	1 = Yes - For myself and family members	8,851
	2 = - For myself only	5,848
	3 = No	4,015
	4 = Don't know	32
	9 = No response	12
A-S70	If you were to retire from this job, would you be able to obtain health insurance from your current employer at a group rate throughout your retirement years?	
	-1 = Not in universe	105,700
	1 = Yes	2,205
	2 = No	1,533
	3 = Don't know	1,153
	9 = No response	492
A-S73	Do you have any IRA's in your own name?	
	-1 = Not in universe	85,002
	1 = Yes	5,074
	2 = No	20,550
	3 = Don't know	289
	9 = No response	168
A-S75	Are you participating in any (other) pension or retirement plan on ANOTHER job in which you are currently employed?	
	-1 = Not in universe	85,002
	1 = Yes	300
	2 = No	25,498
	3 = Don't know	117
	9 = No response	166



DATA	DESCRIPTION	TALLIES
A-S76	Finally, in addition to the retirement plans we've already discussed -- and not counting Social Security -- were you ever included in any other pension or retirement plan on a PREVIOUS job?	
	-1 = Not in universe	85,002
	1 = Yes	5,360
	2 = No	20,241
	3 = Don't know	380
	9 = No response	100
A-S77	Not counting Social Security, have you ever been covered by a pension plan or retirement plan on a previous job?	
	-1 = Not in universe	109,896
	1 = Yes	420
	2 = No	738
	3 = Don't know	29
A-S78	Are you currently RECEIVING BENEFITS from such a plan, or do you EXPECT to receive benefits when you reach/retirement age?	
	-1 = Not in universe	105,303
	1 = Yes	1,999
	2 = No	3,612
	3 = Don't know	95
	9 = No response	74
A-S88	Were you covered under a health insurance plan provided by your employer on your last job?	
	-1 = Not in universe	110,027
	1 = Yes	375
	2 = No	614
	3 = Don't know	25
	9 = No response	42

# ATTACHMENT 11

Questionnaire Facsimile, April 1993

<b>CHECK ITEM</b> Only CPS-1 for household ..... <input type="checkbox"/> First CPS-1 of continuation h'hold ..... <input type="checkbox"/> Second CPS-1 of continuation h'hold ..... <input type="checkbox"/> Third, fourth, and fifth CPS-1 ..... <input type="checkbox"/>	FORM CPS-1  <b>CURRENT POPULATION SURVEY</b> Form Approved - O.M.B. No. 1220-0100 - Expires 12/31/83	U.S. DEPARTMENT OF COMMERCE Bureau of the Census			CONTROL NUMBER		
		Form Approved - O.M.B. No. 1220-0100 - Expires 12/31/83	FOSDIC 28.1:1	PSU	SEGMENT	SERIAL	

LINE NO. OF H'YHOLD RESP. \_\_\_\_\_

NON H'YHOLD RESPONDENT .....   
*(Specify and Send Inter comm for interviewed household)*

---

**INTERVIEW**  
 Do ITEMS 23A-E in this CPS-1 contain ANY ENTRY OTHER THAN NEVER WORKED ..... Yes   
 No

**NONINTERVIEW**  
 TYPE A .....   
 TYPE B .....   
 TYPE C .....   
*(SEND INTER COMM FOR TYPE A AND C)*

**TELEPHONE HOLD**  
*(Mark this box for office 'telephone hold' cases only)*

# CURRENT

# POPULATION

# SURVEY

APRIL 1993

**CHILDREN'S (0-14 years old) TRANSCRIPTION ITEMS**  
*(If more than 4 children in household, use continuation CPS-1 document)*

FIRST CHILD					
18A. LINE NO.	18B. RELATIONSHIP TO REFERENCE PERSON (Control Card Item 14b)	18C. PARENT'S LINE NUMBER	18D. AGE	18G1. SEX Male ..... 1 Female ..... 2	18J. ORIGIN
0 0	Natural/Adopted Child ..... 05	0 0	1 1		0 0
1 1	Step Child ..... 06	0 0	2 2		1 1
2 2	Grandchild ..... 07	1 1	3 3	18I. RACE White ..... 1	3 3
3 3	Brother/Sister ..... 08	2 2	4 4	Black ..... 2	4 4
4 4	Other Rel. of ref. person ..... 10	3 3	5 5		5 5
5 5	Foster Child ..... 11	4 4	6 6		6 6
6 6	Non-rel. of Ref. Person WITH OWN rel. in H'hd. .... 12	5 5	7 7	Amer. Indian, Aleut, Eskimo } 3	7 7
7 7		6 6	8 8		8 8
8 8	Non-rel. of Ref. Person with NO OWN rel. in H'hd. .... 14	7 7	9 9	Asian or Pacific Islander } 4	9 9
9 9		8 8			
		9 9		Other ..... 5	
		None			

SECOND CHILD					
18A. LINE NO.	18B. RELATIONSHIP TO REFERENCE PERSON (Control Card Item 14b)	18C. PARENT'S LINE NUMBER	18D. AGE	18G1. SEX Male ..... 1 Female ..... 2	18J. ORIGIN
0 0	Natural/Adopted Child ..... 05	0 0	1 1		0 0
1 1	Step Child ..... 06	0 0	2 2		1 1
2 2	Grandchild ..... 07	1 1	3 3	18I. RACE White ..... 1	3 3
3 3	Brother/Sister ..... 08	2 2	4 4	Black ..... 2	4 4
4 4	Other Rel. of ref. person ..... 10	3 3	5 5		5 5
5 5	Foster Child ..... 11	4 4	6 6		6 6
6 6	Non-rel. of Ref. Person WITH OWN rel. in H'hd. .... 12	5 5	7 7	Amer. Indian, Aleut, Eskimo } 3	7 7
7 7		6 6	8 8		8 8
8 8	Non-rel. of Ref. Person with NO OWN rel. in H'hd. .... 14	7 7	9 9	Asian or Pacific Islander } 4	9 9
9 9		8 8			
		9 9		Other ..... 5	
		None			

THIRD CHILD					
18A. LINE NO.	18B. RELATIONSHIP TO REFERENCE PERSON (Control Card Item 14b)	18C. PARENT'S LINE NUMBER	18D. AGE	18G1. SEX Male ..... 1 Female ..... 2	18J. ORIGIN
0 0	Natural/Adopted Child ..... 05	0 0	1 1		0 0
1 1	Step Child ..... 06	0 0	2 2		1 1
2 2	Grandchild ..... 07	1 1	3 3	18I. RACE White ..... 1	3 3
3 3	Brother/Sister ..... 08	2 2	4 4	Black ..... 2	4 4
4 4	Other Rel. of ref. person ..... 10	3 3	5 5		5 5
5 5	Foster Child ..... 11	4 4	6 6		6 6
6 6	Non-rel. of Ref. Person WITH OWN rel. in H'hd. .... 12	5 5	7 7	Amer. Indian, Aleut, Eskimo } 3	7 7
7 7		6 6	8 8		8 8
8 8	Non-rel. of Ref. Person with NO OWN rel. in H'hd. .... 14	7 7	9 9	Asian or Pacific Islander } 4	9 9
9 9		8 8			
		9 9		Other ..... 5	
		None			

FOURTH CHILD					
18A. LINE NO.	18B. RELATIONSHIP TO REFERENCE PERSON (Control Card Item 14b)	18C. PARENT'S LINE NUMBER	18D. AGE	18G1. SEX Male ..... 1 Female ..... 2	18J. ORIGIN
0 0	Natural/Adopted Child ..... 05	0 0	1 1		0 0
1 1	Step Child ..... 06	0 0	2 2		1 1
2 2	Grandchild ..... 07	1 1	3 3	18I. RACE White ..... 1	3 3
3 3	Brother/Sister ..... 08	2 2	4 4	Black ..... 2	4 4
4 4	Other Rel. of ref. person ..... 10	3 3	5 5		5 5
5 5	Foster Child ..... 11	4 4	6 6		6 6
6 6	Non-rel. of Ref. Person WITH OWN rel. in H'hd. .... 12	5 5	7 7	Amer. Indian, Aleut, Eskimo } 3	7 7
7 7		6 6	8 8		8 8
8 8	Non-rel. of Ref. Person with NO OWN rel. in H'hd. .... 14	7 7	9 9	Asian or Pacific Islander } 4	9 9
9 9		8 8			
		9 9		Other ..... 5	
		None			

**ARMED FORCES MEMBERS TRANSCRIPTION ITEMS**  
*(Fill only in interviewed households for persons with "AF" in C.C. Item 22.  
 If more than 2 AF persons in household, use continuation CPS-1 document.)*

FIRST ARMED FORCES MEMBER					
18A. LINE NO.	18B. RELATIONSHIP TO REFERENCE PERSON	18C. PARENT'S LINE NUMBER	18D. AGE	18E. MARITAL STATUS	
0 0	Ref. Person WITH rel. in H'hd. .... 01	0 0		Married - spouse present 1	} (Fill 18F)
1 1	Ref. Person with NO rel. in H'hd. .... 02	0 0			
2 2	Husband ..... 03	0 0	0 0		} (Skip to 18G1)
3 3	Wife ..... 04	1 1	1 1	Married - spouse absent (Exclude separated) ... 2	
4 4	Natural/Adopted Child ..... 05	2 2	2 2		} (Skip to 18G1)
5 5	Step Child ..... 06	3 3	3 3	Widowed ..... 3	
6 6	Grandchild ..... 07	4 4	4 4	Divorced ..... 4	} (Skip to 18G1)
7 7	Parent ..... 08	5 5	5 5	Separated ..... 5	
8 8	Brother/Sister ..... 09	6 6	6 6	Never married ... 6	
9 9	Other Rel. of ref. person ..... 10	7 7	7 7		
	Foster Child ..... 11	8 8	8 8		
	Non-rel. of Ref. Person WITH OWN rel. in H'hd. .... 12	9 9	9 9		
	Partner/Roommate ..... 13	None			
	Non-rel. of Ref. Person (other than partner/roommate) with NO OWN rel. in H'hd. .... 14	0			

18F. SPOUSE'S LINE NO.	18G1. SEX Male 1 Female 2	18H. EDUCATIONAL ATTAINMENT	18I. RACE White ..... 1 Black ..... 2 Amer. Indian, Aleut, Eskimo 3 Asian or Pacific Islander ..... 4 Other ..... 5	18J. ORIGIN
0 0		0		0 0
1 1		1		1 1
2 2		2		2 2
3 3		3		3 3
4 4		4		4 4
5 5		5		5 5
6 6		6		6 6
7 7		7		7 7
8 8		8		8 8
9 9		9		9 9

SECOND ARMED FORCES MEMBER					
18A. LINE NO.	18B. RELATIONSHIP TO REFERENCE PERSON	18C. PARENT'S LINE NUMBER	18D. AGE	18E. MARITAL STATUS	
0 0	Ref. Person WITH rel. in H'hd. .... 01	0 0		Married - spouse present 1	} (Fill 18F)
1 1	Ref. Person with NO rel. in H'hd. .... 02	0 0			
2 2	Husband ..... 03	0 0	0 0		} (Skip to 18G1)
3 3	Wife ..... 04	1 1	1 1	Married - spouse absent (Exclude separated) ... 2	
4 4	Natural/Adopted Child ..... 05	2 2	2 2		} (Skip to 18G1)
5 5	Step Child ..... 06	3 3	3 3	Widowed ..... 3	
6 6	Grandchild ..... 07	4 4	4 4	Divorced ..... 4	} (Skip to 18G1)
7 7	Parent ..... 08	5 5	5 5	Separated ..... 5	
8 8	Brother/Sister ..... 09	6 6	6 6	Never married ... 6	
9 9	Other Rel. of ref. person ..... 10	7 7	7 7		
	Foster Child ..... 11	8 8	8 8		
	Non-rel. of Ref. Person WITH OWN rel. in H'hd. .... 12	9 9	9 9		
	Partner/Roommate ..... 13	None			
	Non-rel. of Ref. Person (other than partner/roommate) with NO OWN rel. in H'hd. .... 14	0			

18F. SPOUSE'S LINE NO.	18G1. SEX Male 1 Female 2	18H. EDUCATIONAL ATTAINMENT	18I. RACE White ..... 1 Black ..... 2 Amer. Indian, Aleut, Eskimo 3 Asian or Pacific Islander ..... 4 Other ..... 5	18J. ORIGIN
0 0		0		0 0
1 1		1		1 1
2 2		2		2 2
3 3		3		3 3
4 4		4		4 4
5 5		5		5 5
6 6		6		6 6
7 7		7		7 7
8 8		8		8 8
9 9		9		9 9



16. LINE NUMBER

18. What was ... doing most of LAST WEEK -

Working Keeping house Going to school or something else?

Working (Skip to 20A) WK   
 With a job but not at work ... J   
 Looking for work LK   
 Keeping house H   
 Going to school S   
 Unable to work (Skip to 24) U   
 Retired R   
 Other (Specify) OT

20. Did ... do any work at all LAST WEEK, not counting work around the house? *Note: If farm or business operator in hh, ask about unpaid work.*

Yes  No  (Go to 21)

20A. How many hours did ... work LAST WEEK at all jobs?

0 0  
 1 1  
 2 2  
 3 3  
 4 4  
 5 5  
 6 6  
 7 7  
 8 8  
 9 9

20B. CHECK ITEM

48+ (Skip to item 23)  
 1-34 (Go to 20C)  
 35-48 (Go to 20C)

20C. Does ... USUALLY work 35 hours or more a week at this job?

Yes  What is the reason ... worked less than 35 hours LAST WEEK?  
 No  What is the reason ... USUALLY works less than 35 hours a week?  
*(Mark the appropriate reason)*

Slack work   
 Material shortage   
 Plant or machine repair   
 New job started during week   
 Job terminated during week   
 Could find only part-time work   
 Holiday (Legal or religious)   
 Labor dispute   
 Bad weather   
 Own illness   
 On vacation   
 Too busy with housework, school, personal bus., etc.   
 Did not want full-time work   
 Full-time work weak under 35 hours   
 Other reason (Specify)

20D. Did ... lose any time or take any time off LAST WEEK for any reason such as illness, holiday or slack work?

Yes  How many hours did ... take off?  
 No

20E. Did ... work any overtime or at more than one job LAST WEEK?

Yes  How many extra hours did ... work?  
 No

20F. INDUSTRY OCCUPATION

O					
F	0 0 0	0 0			
I	1 1 1	1 1 1			
J	2 2 2	2 2 2			
K	3 3 3	3 3 3			
L	4 4 4	4 4 4			
M	5 5 5	5 5 5			
N	6 6 6	6 6 6			
O	7 7 7	7 7 7			
P	8 8 8	8 8 8			
Q	9 9 9	9 9 9			
R	Ref.	Ref.			
U	Unc.	Unc.			

21. If J in 18, skip to 21AJ. Did ... have a job or business from which he/she was temporarily absent or on layoff LAST WEEK?

Yes  No  (Go to 22)

21A. Why was ... absent from work LAST WEEK?

Own illness   
 On vacation   
 Bad weather   
 Labor dispute   
 New job to begin within 30 days (Skip to 22B and 22C2)  
 Temporary layoff (Under 30 days) (Skip to 22C3)  
 Indefinite layoff (30 days or more or no def. recall date) (Skip to 22C3)  
 Other (Specify)

21B. Is ... receiving wages or salary from his/her employer for any of the time off LAST WEEK?

Yes   
 No

21C. Does ... usually work 35 hours or more a week at this job?

Yes   
 No

21D. (Skip to 23 and enter job held last week)

22. If LK in 18, skip to 22AJ. Has ... been looking for work during the past 4 weeks?

Yes  No  (Go to 24)

22A. What has ... been doing in the last 4 weeks to find work? (Mark all methods used; do not read list.)

Checked with -  
 pub. employ. agency   
 pvt. employ. agency   
 employer directly ...   
 friends or relatives   
 Placed or answered ads ...   
 Nothing (Skip to 24)   
 Other (Specify in notes, e.g., JTPA, union or prof. register, etc.)

22B. At the time ... started looking for work, was it because he/she lost or quit a job or was there some other reason?

Lost job   
 Quit job   
 Left school   
 Wanted temporary work   
 Change in home or family responsibilities   
 Left military service   
 Other (Specify in notes)

22C. 1) How many weeks has ... been looking for work? 0 0  
 1 1  
 2 2  
 3 3  
 4 4  
 5 5  
 6 6  
 7 7  
 8 8  
 9 9

2) How many weeks ago did ... start looking for work? 0 0  
 1 1  
 2 2  
 3 3  
 4 4  
 5 5  
 6 6  
 7 7  
 8 8  
 9 9

3) How many weeks ago was ... laid off? 0 0  
 1 1  
 2 2  
 3 3  
 4 4  
 5 5  
 6 6  
 7 7  
 8 8  
 9 9

22D. Has ... been looking for full-time or part-time work? Full  Part

22E. Could ... have taken a job LAST WEEK if one had been offered?

Yes  No  Why not?  
 Already has a job   
 Temporary illness   
 Going to school   
 Other (Specify in notes)

22F. When did ... last work at a full-time job or business lasting 2 consecutive weeks or more? Within last 12 months (Specify) (Month)   
 1 to 5 years ago   
 More than 5 years ago   
 Never worked   
 Never worked at all   
 (SKIP to 23. If layoff entered in 21A, enter job, either full- or part-time, from which laid off. Else enter last full-time job lasting 2 weeks or more, or "never worked.")

23. DESCRIPTION OF JOB OR BUSINESS

23A. For whom did ... work? (Name of company, business, organization or other employer.)

23B. What kind of business or industry is this? (For example: TV and radio mfg., retail shoe store, State Labor Dept.)

23C. What kind of work was ... doing? (For example: electrical engineer, stock clerk, typist, farmer.)

23D. What were ...'s most important activities or duties at this job? (For example: types, keeps account books, fixes, sells cars, operates printing press, finishes concrete.)

23E. Was this person an employee of a PRIVATE Co., bus., or individual for wages, salary or comm. P   
 A FEDERAL government employee F   
 A STATE government employee S   
 A LOCAL government employee L   
 Self-empl. in OWN bus., prof. practice, or firm   
 Is the business incorporated? Yes  No  SE   
 Working WITHOUT PAY in farm, bus. or farm WP   
 NEVER WORKED NEV

23F. CHECK ITEM:

Entry for NAJ in item 20A  (Go to 25 at top of page)  
 Entry for NAJ in item 21B   
 All other cases  (Skip to 26)

24. CHECK ITEM: (Rotation number) First digit of SEGMENT number is: 0 1, 3, 4, 5, 7 or 8 (Skip to 28) 2 or 6 (Go to 24A)

24A. When did ... last work for pay at a regular job or business, either full- or part-time?

Within past 12 months   
 1 up to 2 years ago   
 2 up to 3 years ago  (Go to 24B)  
 3 up to 4 years ago   
 4 up to 5 years ago   
 6 or more years ago  (Skip to 24C)  
 Never worked

24B. Why did ... leave that job? Personal, family (incl. pregnancy) or school   
 Health   
 Retirement or old age   
 Seasonal job completed   
 Slack work or business conditions   
 Temporary nonseasonal job completed   
 Unsatisfactory work arrangements (Hours, pay, etc.)   
 Other

24C. Does ... want a regular job now, either full- or part-time? Yes  (Go to 24D) Maybe - it depends (Specify in notes)  No  (Skip to 24E) Don't know

24D. What are the reasons ... is not looking for work? (Mark each reason mentioned)

Believes no work available in line of work or area   
 Couldn't find any work   
 Lacks nec. schooling, training, skills or experience   
 Employers think too young or too old   
 Other pers. handicap in finding job   
 Can't arrange child care   
 Family responsibilities   
 Illness or other training   
 Health, physical disability   
 Other (Specify in notes)   
 Don't know

24E. Does ... intend to look for work of any kind in the next 12 months? Yes  It depends (Specify in notes)  No  Don't know  (If entry in 24B, describe job in 23, otherwise, skip to 28)

25. CHECK ITEM: (Rotation number) First digit of SEGMENT number is: 0 1, 3, 4, 5, 7 or 8 (Skip to 28) 2 or 6 (Go to 25A)

25A. How many hours per week does ... USUALLY work at this job? 0 0  
 1 1  
 2 2  
 3 3  
 4 4  
 5 5  
 6 6  
 7 7  
 8 8  
 9 9

25B. Is ... paid by the hour on this job? Yes  (Go to 25C) No  (Skip to 25D)

25C. How much does ... earn per hour? Dollars Cents  
 0 0 0  
 1 1 1  
 2 2 2  
 3 3 3  
 4 4 4  
 5 5 5  
 6 6 6  
 7 7 7  
 8 8 8  
 9 9 9

25D. How much does ... USUALLY earn per week at this job BEFORE deductions? 0 0 0  
 1 1 1  
 2 2 2  
 3 3 3  
 4 4 4  
 5 5 5  
 6 6 6  
 7 7 7  
 8 8 8  
 9 9 9

25E. On this job, is ... a member of a labor union or of an employee association similar to a union? Yes  (Skip to 28) No  (Ask 25F)

25F. On this job, is ... covered by a union or employee association contract? Yes  (Go to 28) No

18A. LINE NO.	18B. RELATIONSHIP TO REFERENCE PERSON	18C. PAR'S LINE NO.	18D. AGE	18E. MARITAL STATUS	18F. SPOUSE'S LINE NUMBER	18G1. SEX	18G2. VETERAN STATUS	18H. EDUCATIONAL ATTAINMENT	18I. RACE	18J. ORIGIN
	Ref. Person WITH rel. in H/Hld..... 01					Male 1			White..... 1	0 0
	Ref. Person with NO rel. in H/Hld..... 02					Female 2			Black..... 2	1 1
0 0	Husband..... 03			Married - spouse present 1	0 0				Amer. Indian, Aleut, Eskimo..... 3	4 4
1 1	Wife..... 04	0 0	0 0	} (Fill 18F) Married - spouse absent 2	1 1	Veteran	0		Asian or Pacific Isl..... 4	5 5
2 2	Natural/Adopted Child..... 05	1 1	1 1		} (Skip to 18G1) Divorced 4	2 2	Vietnam Era 1	3 3		Other..... 5
3 3	Step Child..... 06	2 2	2 2	} (Skip to 18G1) Separated 5		3 3	Korean War 2	4 4		
4 4	Grandchild..... 07	3 3	3 3		} (Skip to 18G1) Never married 6	4 4	World War II 3	5 5		
5 5	Parent..... 08	4 4	4 4			5 5	World War I 4	6 6		
6 6	Brother/Sister..... 09	5 5	5 5		6 6	Other Service 5	7 7			
7 7	Other Rel. of Ref. person..... 10	6 6	6 6		7 7	Nonveteran 6	8 8			
8 8	Foster Child..... 11	7 7	7 7		8 8		9 9			
9 9	Non-rel. of Ref. Person WITH OWN rel. in H/Hld..... 12	8 8	8 8		9 9					
	Partner/Roommate..... 13	None								
	Non-rel. of Ref. Person (other than partner/roommate) with NO OWN rel. in H/Hld..... 14	0								

**26. CHECK ITEM:**  
(Transcribe from Control Card Item 18)

This person is 18-24 years of age  (Ask 26A)  
All others.....  (Skip to 26C)

**26A. (If "School" in 18. Verify) LAST WEEK**  
was... attending or enrolled in a high school, college, or university?  
(Mark "Yes" if currently on holiday or seasonal vacation. Mark "No" for summer vacation.)

Yes  (Verify) No  (Skip to 26C)

High school...  } (Ask 26B)  
College or Univ.  }

**26B. Is ... enrolled in school as a full-time or part-time student?**

Full-time  } (Fill 26C)  
Part-time  }

**26C. CHECK ITEM: Who responded to the labor force items for this person?**

Self  }  
 Other  }  
 Self/Other  }

**REMINDER: ASK THE LABOR FORCE QUESTIONS FOR ALL HOUSEHOLD MEMBERS BEFORE ASKING THE SUPPLEMENT QUESTIONS.**

**32A. CHECK ITEM:**

This unit is in Rotations 2, 3, 6, or 7  (Fill 32B)  
All other cases.....  (End questions)

**32B. CHECK ITEM:**

Entry for N/A) in 20A or 21B?

Yes  7 No  (Ask 32C)

Entry for N/A) of P, F, S, L, I, or SE in Item 23E?

Yes  (Fill CPS-684) No  (Ask 32C)

**32C. CHECK ITEM:**

Entry of 1, 2, 3, or 4 in 22F?  (Fill 32D)  
All others.....  (End questions)

**32D. CHECK ITEM:**

Respondent's age = 25-64  (Skip to CPS-684 Item 77)  
All others.....  (End questions)

18. LINE NUMBER

18. What was ... doing most of LAST WEEK -

(Working keeping house, Going to school or something else?)

Working (Skip to 20A) WK

With a job but not at work J

Looking for work LK

Keeping house H

Going to school S

Unable to work (Skip to 24) U

Retired R

Other (Specify) OT

20. Did ... do any work at all LAST WEEK, not counting work around the house?

(Note: If farm or business operator in farm, ask about unpaid work.)

Yes  No  (Go to 21)

20A. How many hours did ... work LAST WEEK at all jobs?

0 0

1 1

2 2

3 3

4 4

5 5

6 6

7 7

8 8

9 9

20B. CHECK ITEM

48+ (Skip to item 23)

1-34 (Go to 20C)

35-48 (Go to 20D)

20D. Did ... lose any time or take any time off LAST WEEK for any reason such as illness, holiday or slack work?

Yes  No  How many hours did ... take off?

0 0

1 1

2 2

3 3

4 4

5 5

6 6

7 7

8 8

9 9

(Correct 20A if lost time not already deducted; if 20A reduced below 35, correct 20B and fill 20C)

20E. Did ... work any overtime or at more than one job LAST WEEK?

Yes  No  How many extra hours did ... work?

0 0

1 1

2 2

3 3

4 4

5 5

6 6

7 7

8 8

9 9

(Correct 20A and 20B as necessary if extra hours not already included and skip to 23.)

21. If J in 18, skip to 21A. Did ... have a job or business from which he/she was temporarily absent or on layoff LAST WEEK?

Yes  No  (Go to 22)

21A. Why was ... absent from work LAST WEEK?

Own illness

On vacation

Bad weather

Labor dispute

New job to begin within 30 days

Temporary layoff (Under 30 days)

Indefinite layoff (30 days or more or no def. recall date)

Other (Specify)

21B. Is ... receiving wages or salary from his/her employer for any of the time off LAST WEEK?

Yes  No

21C. Does ... usually work 35 hours or more a week at this job?

Yes  No

(Skip to 23 and enter job held last week)

22. If LK in 18, skip to 22A. Has ... been looking for work during the past 4 weeks?

Yes  No  (Go to 24)

22A. What has ... been doing in the last 4 weeks to find work? (Mark all methods used; do not read list.)

Checked pub. employ. agency

Checked priv. employ. agency

Employer directly

Friends or relatives

Placed or answered ads

Nothing (Skip to 24)

Other (Specify in notes, e.g., JTPA, union or prof. register, etc.)

22B. At the time ... started looking for work, was it because he/she lost or quit a job or was there some other reason?

Lost job

Quit job

Left school

Wanted temporary work

Change in home or family responsibilities

Left military service

Other (Specify in notes)

22C. 1) How many weeks has ... been looking for work?

0 0

1 1

2 2

3 3

4 4

5 5

6 6

7 7

8 8

9 9

2) How many weeks ago did ... start looking for work?

0 0

1 1

2 2

3 3

4 4

5 5

6 6

7 7

8 8

9 9

3) How many weeks ago was ... laid off?

0 0

1 1

2 2

3 3

4 4

5 5

6 6

7 7

8 8

9 9

22D. Has ... been looking for full-time or part-time work?

Full  Part

22E. Could ... have taken a job LAST WEEK if one had been offered?

Yes  No  Why not?

Already has a job

Temporary illness

Going to school

Other (Specify in notes)

22F. When did ... last work at a full-time job or business lasting 2 consecutive weeks or more? Within last 12 months (Specify) (Month)

1 to 5 years ago

More than 5 years ago

Never worked full-time 2 wks. or more

Never worked at all

(SKIP to 23. If layoff entered in 21A, enter job, either full- or part-time, from which laid off. Else enter last full-time job lasting 2 weeks or more, or "never worked.")

23. DESCRIPTION OF JOB OR BUSINESS

23A. For whom did ... work? (Name of company, business, organization or other employer.)

23B. What kind of business or industry is this? (For example: TV and radio mfg., retail shoe store, State Labor Dept.)

23C. What kind of work was ... doing? (For example: electrical engineer, stock clerk, typist, farmer.)

23D. What were ...'s most important activities or duties at this job? (For example: types, keeps account books, files, sells cars, operates printing press, finishes concrete.)

23E. Was this person

An employee of a PRIVATE Co., bus., or individual for wages, salary or comm. P

A FEDERAL government employee F

A STATE government employee S

A LOCAL government employee L

Self-empl. in OWN bus., prof. practice, or farm

Is the business incorporated? Yes  No  SE

Working WITHOUT PAY in farm, bus. or farm WP

NEVER WORKED NEV

23F. CHECK ITEM:

Entry for NAJ in item 20A

Entry for NAJ in item 21B

All other cases (Skip to 28)

24. CHECK ITEM: (Position number)

First digit of SEGMENT number is:

0 1, 3, 4, 5, 7 or 8 (Skip to 28)

2 or 6 (Go to 24A)

24A. When did ... last work for pay at a regular job or business, either full- or part-time?

Within past 12 months

1 up to 2 years ago

2 up to 3 years ago

3 up to 4 years ago

4 up to 5 years ago

5 or more years ago

Never worked

24B. Why did ... leave that job?

Personal, family (incl. pregnancy) or school

Health

Retirement or old age

Seasonal job completed

Slack work or business conditions

Temporary nonseasonal job completed

Unsatisfactory work arrangements (hours, pay, etc.)

Other

24C. Does ... want a regular job now, either full- or part-time?

Yes

Maybe - it depends (Specify in notes)

No

Don't know

24D. What are the reasons ... is not looking for work? (Mark each reason mentioned)

Business no work available in line of work or area

Couldn't find any work

Lack nec. schooling, training, skills or experience

Employers think too young or too old

Other pers. handicap in finding job

Can't arrange child care

Family responsibilities

In school or other training

Health, physical disability

Other (Specify in notes)

Don't know

24E. Does ... intend to look for work of any kind in the next 12 months?

Yes

It depends (Specify in notes)

No

Don't know

(If entry in 24B, describe job in 23, otherwise, skip to 28)

25. CHECK ITEM: (Position number)

First digit of SEGMENT number is:

0 1, 3, 4, 5, 7 or 8 (Skip to 28)

2 or 6 (Go to 25A)

25A. How many hours per week does ... USUALLY work at this job?

0 0

1 1

2 2

3 3

4 4

5 5

6 6

7 7

8 8

9 9

25B. Is ... paid by the hour on this job?

Yes  No  (Skip to 25C)

No  (Skip to 25D)

25C. How much does ... earn per hour?

Does ... earn per hour?	Dollars	Cents
0 0	0 0	0 0
1 1	1 1	1 1
2 2	2 2	2 2
3 3	3 3	3 3
4 4	4 4	4 4
5 5	5 5	5 5
6 6	6 6	6 6
7 7	7 7	7 7
8 8	8 8	8 8
9 9	9 9	9 9

(Ask 25D) REF

25D. How much does ... USUALLY earn per week at this job BEFORE deductions? Include any overtime pay, commissions, or tips usually received.

USUALLY earn per week at this job BEFORE deductions?	Dollars	Cents
0 0	0 0	0 0
1 1	1 1	1 1
2 2	2 2	2 2
3 3	3 3	3 3
4 4	4 4	4 4
5 5	5 5	5 5
6 6	6 6	6 6
7 7	7 7	7 7
8 8	8 8	8 8
9 9	9 9	9 9

(Ask 25E) REF

25E. On this job, is ... a member of a labor union or of an employee association similar to a union?

Yes  (Skip to 28)

No  (Ask 25F)

25F. On this job, is ... covered by a union or employee association contract?

Yes  (Go to 28)

No  (Go to 28)

INDUSTRY

INDUSTRY	0	1	2	3	4	5	6	7	8	9
OFFICE	0 0	1 1	1 1	2 2	2 2	3 3	3 3	4 4	4 4	5 5
USE ONLY	6 6	7 7	8 8	8 8	9 9	9 9	Ref.	Unc.	Ref.	Unc.

OCCUPATION

OCCUPATION	0	1	2	3	4	5	6	7	8	9
0 0	0 0	1 1	1 1	2 2	2 2	3 3	3 3	4 4	4 4	5 5
6 6	7 7	8 8	8 8	9 9	9 9	Ref.	Unc.	Ref.	Unc.	Ref.

18A. LINE NO.	18B. RELATIONSHIP TO REFERENCE PERSON	18C. PAR'S LINE NO.	18D. AGE	18E. MARITAL STATUS	18F. SPOUSE'S LINE NUMBER	18G1. SEX Male 1 Female 2	18G2. VETERAN STATUS	18H. EDUCATIONAL ATTAINMENT	18I. RACE	18J. ORIGIN
	Ref. Person WITH rel. in H'ld. .... 01									
	Ref. Person with NO rel. in H'ld. .... 02									
	Husband ..... 03									
0 0	Wife ..... 04	0 0	0	Married - spouse present 1 } #18F	0 0				White ..... 1	0 0
1 1	Natural/Adopted Child ..... 05	1 1	1 1	Married - spouse absent (Exclude separated) 2 } #18F	1 1				Black ..... 2	1 1
2 2	Step Child ..... 06	2 2	2 2	Widowed 3 } (Skip to 18G1)	2 2				Amer. Indian, Aleut, Eskimo 3	2 2
3 3	Grandchild ..... 07	3 3	3 3	Divorced 4 } #18F	3 3				Asian or Pacific Isl. .... 4	3 3
4	Parent ..... 08	4	4 4	Separated 5 } #18F	4				Other ..... 5	4 5
5	Brother/Sister ..... 09	5	5 5	Never married 6 } #18F	5					5 6
6	Owner Part. of Ref. person ..... 10	6	6 6		6					6 7
7	Foster Child ..... 11	7	7 7		7					7 8
8	Non-rel. of Ref. Person WITH OWN rel. in H'ld. .... 12	8	8 8		8					8 9
9	Partner/Roommate Non-rel. of Ref. Person WITH OWN rel. in H'ld. .... 13	9	9 9		9					
	Partner/Roommate Non-rel. of Ref. Person (other than partner/roommate) with NO OWN rel. in H'ld. .... 14	None								

24. CHECK ITEM:  
(Transcribe from General Card Item 18)  
This person is 16-24 years of age  (Ask 26A)  
All others .....  (Skip to 26C)

25A. If "School" in 19. Verify LAST WEEK was ... standing or enrolled in a high school, college, or university?  
(Mark "Yes" if currently on holiday or seasonal vacation. Mark "No" for summer vacancy.)  
Yes  (Verify) No  (Skip to 26C)  
High school ...  } (Ask 26B)  
College or Univ.  }

25B. Is ... enrolled in school as a full-time or part-time student?  
Full-time  } #18C  
Part-time  }

26C. CHECK ITEM: Who responded to the labor force items for this person?  
 Self  }  
Other  }  
Self/Other  }

REMINDER: ASK THE LABOR FORCE QUESTIONS FOR ALL HOUSEHOLD MEMBERS BEFORE ASKING THE SUPPLEMENT QUESTIONS.

32A. CHECK ITEM:  
This unit is in Rows 2, 3, 6, or 7  (#18 32B)  
All other cases .....  (End questions)

32B. CHECK ITEM:  
Entry for N/A in 20A or 21B?  
Yes  No  (Ask 32C)   
Entry for N/A of P, F, S, L, I, or SE in Item 23E?  
Yes  (#18 CPS-804) No  (Ask 32C)

32C. CHECK ITEM:  
Entry of 1, 2, 3, or 4 in 22F?  (#18 32D)  
All others .....  (End questions)

32D. CHECK ITEM:  
Respondent's age = 25-64  (Skip to CPS-804 Item 77)  
All others .....  (End questions)



**18. LINE NUMBER**

**18. What was ... doing most of LAST WEEK -**

Working Keeping house (Going to school or something else?)  WK

Working (Skip to 20A) ... WK  J

With a job but not at work ...  LI

Looking for work ...  H

Keeping house ...  S

Going to school ...  U

Unable to work (Skip to 24) ...  A

Retired ...  OT

Other (Specify) ...

**20. Did ... do any work at all LAST WEEK, not counting work around the house?**

Note: If farm or business operator in hh., ask about unpaid work

Yes  No  (Go to 21)

**20A. How many hours did ... work LAST WEEK at all jobs?**

0 0  
1 1  
2 2  
3 3  
4 4  
5 5  
6 6  
7 7  
8 8  
9 9

**20B. CHECK ITEM**

48+ (Skip to item 23)  7 7  
1-34 (Go to 20C)  8 8  
35-48 (Go to 20D)  9 9

**20C. Does ... USUALLY work 35 hours or more a week at this job?**

Yes  What is the reason ... worked less than 35 hours LAST WEEK?

No  What is the reason ... USUALLY works less than 35 hours a week?

(Mark the appropriate reason)

Stalk work ...

Material shortage ...

Plant or machine repair ...

New job started during week ...

Job terminated during week ...

Could find only part-time work ...

Holiday (Legal or religious) ...

Labor dispute ...

Bad weather ...

Own illness ...

On vacation ...

Too busy with housework, school, personal bus., etc. ...

Did not want full-time work ...

Full-time work week under 35 hours ...

Other reason (Specify) ...

(Skip to 23 and enter job worked at last week)

**20D. Did ... lose any time or take any time off LAST WEEK for any reason such as illness, holiday or slack work?**

Yes  How many hours did ... take off?

(Correct 20A if lost time not already deducted; if 20A reduced below 35, correct 20B and fill 20C)

No  (Skip to 23)

**20E. Did ... work any overtime or at more than one job LAST WEEK?**

Yes  How many extra hours did ... work?

(Correct 20A and 20B as necessary if extra hours not already included and skip to 23.)

No  (Skip to 23)

**21. If J in 18, skip to 21A.J**

Did ... have a job or business from which he/she was temporarily absent or on layoff LAST WEEK?

Yes  No  (Go to 22)

**21A. Why was ... absent from work LAST WEEK?**

Own illness ...

On vacation ...

Bad weather ...

Labor dispute ...

New job to begin within 30 days (Skip to 22B and 22C2)

Temporary layoff (Under 30 days)

Indefinite layoff (30 days or more or no def. recall date) (Skip to 22C3)

Other (Specify) ...

**21B. Is ... receiving wages or salary from his/her employer for any of the time off LAST WEEK?**

Yes

No

(Skip to 23 and enter job held last week)

**21C. Does ... usually work 36 hours or more a week at this job?**

Yes

No

**22. If LK in 18, skip to 22A.J**

Has ... been looking for work during the past 4 weeks?

Yes  No  (Go to 24)

**22A. What has ... been doing in the last 4 weeks to find work? (Mark all methods used; do not read list.)**

Checked pub. employ. agency

Checked pvt. employ. agency

Checked with employer directly

Friends or relatives

Placed or answered ads

Nothing (Skip to 24)

Other (Specify in notes, e.g., JTPA, union or prof. register, etc.)

**22B. At the time ... started looking for work, was it because he/she lost or quit a job or was there some other reason?**

Lost job

Quit job

Left school

Wanted temporary work

Change in home or family responsibilities

Left military service

Other (Specify in notes)

**22C. 1) How many weeks has ... been looking for work?**

1 1  
2 2  
3 3  
4 4  
5 5  
6 6  
7 7  
8 8  
9 9

**2) How many weeks ago did ... start looking for work?**

1 1  
2 2  
3 3  
4 4  
5 5  
6 6  
7 7  
8 8  
9 9

**3) How many weeks ago was ... laid off?**

1 1  
2 2  
3 3  
4 4  
5 5  
6 6  
7 7  
8 8  
9 9

**22D. Has ... been looking for full-time or part-time work?**

Full  Part

**22E. Could ... have taken a job LAST WEEK if one had been offered?**

Yes  No  Why not?

Already has a job

Temporary illness

Going to school

Other (Specify in notes)

**22F. When did ... last work at a full-time job or business lasting 2 consecutive weeks or more?**

Within last 12 months (Specify) (Month)

1 to 5 years ago

More than 5 years ago

Never worked full-time 2 wks. or more

Never worked at all

(Skip to 23. If layoff entered in 21A, enter job, either full- or part-time, from which laid off. Else enter last full-time job lasting 2 weeks or more, or 'never worked'.)

**23. DESCRIPTION OF JOB OR BUSINESS**

**23A. For whom did ... work? (Name of company, business, organization or other employer.)**

**23B. What kind of business or industry is this? (For example: TV and radio mfg., retail shoe store, State Labor Dept.)**

**23C. What kind of work was ... doing? (For example: electrical engineer, stock clerk, typist, farmer.)**

**23D. What were ...'s most important activities or duties at this job? (For example: types, keeps account books, files, sells cars, operates printing press, finishes concrete.)**

**23E. Was this person**

An employee of a PRIVATE Co., bus., or individual for wages, salary or comm. ... P

A FEDERAL government employee ... F  (Go to 23F)

A STATE government employee ... S

A LOCAL government employee ... L

Self-empl. in OWN bus., prof. practice, or farm

Is the business incorporated? (Yes  No  SE

Working WITHOUT PAY in farm, bus. or farm ... WP  (Skip to 28)

NEVER WORKED ... NEV

**23F. CHECK ITEM:**

Entry (or NA) in item 23A  (Go to 25 at top of page)

Entry (or NA) in item 21B

All other cases  (Skip to 28)

**24. CHECK ITEM:**

(Rotation number)

First digit of SEGMENT number is:

0 1, 3, 4, 5, 7 or 8 (Skip to 28)

2 or 6 (Go to 24A)

**24A. When did ... last work for pay at a regular job or business, either full- or part-time?**

Within past 12 months

1 up to 2 years ago  (Go to 24B)

2 up to 3 years ago

3 up to 4 years ago

4 up to 5 years ago

6 or more years ago

Never worked  (Skip to 24C)

**24B. Why did ... leave that job?**

Personal, family (incl. pregnancy) or school ...

Health ...

Retirement or old age ...

Seasonal job completed ...

Slack work or business conditions ...

Temporary nonseasonal job completed ...

Unsatisfactory work arrangements (Hours, pay, etc.)

Other ...

**24C. Does ... want a regular job now, either full- or part-time?**

Yes  (Go to 24D)

Maybe - it depends (Specify in notes)

No  (Skip to 24E)

Don't know

**24D. What are the reasons ... is not looking for work? (Mark each reason mentioned)**

Believes no work available in line of work or area

Couldn't find any work

Lacks nec. schooling, training, skills or experience

Employers think too young or too old

Other pers. handicap in finding job

Can't arrange child care

Family responsibilities

In school or other training

Ill health, physical disability

Other (Specify in notes)

Don't know

**24E. Does ... intend to look for work of any kind in the next 12 months?**

Yes

It depends (Specify in notes)

No

Don't know

(If entry in 24B, describe job in 23, otherwise, skip to 28)

**25. CHECK ITEM:**

(Rotation number)

First digit of SEGMENT number is:

0 1, 3, 4, 5, 7 or 8 (Skip to 28)

2 or 6 (Go to 25A)

**25A. How many hours per week does ... USUALLY work at this job?**

0 0  
1 1  
2 2  
3 3  
4 4  
5 5  
6 6  
7 7  
8 8  
9 9

**25B. Is ... paid by the hour on this job?**

Yes  (Go to 25C)

No  (Skip to 25C)

**25C. How much does ... earn per hour?**

Does ...	Dollars	Cents
0 0	0 0	0 0
1 1	1 1	1 1
2 2	2 2	2 2
3 3	3 3	3 3
4 4	4 4	4 4
5 5	5 5	5 5
6 6	6 6	6 6
7 7	7 7	7 7
8 8	8 8	8 8
9 9	9 9	9 9

(Ask 25D) REF

**25D. How much does ... USUALLY earn per week at this job?**

BEFORE deductions?	Include any overtime pay, commissions, or tips usually received.
0 0 0 0	1 1 1 1
1 1 1 1	2 2 2 2
2 2 2 2	3 3 3 3
3 3 3 3	4 4 4 4
4 4 4 4	5 5 5 5
5 5 5 5	6 6 6 6
6 6 6 6	7 7 7 7
7 7 7 7	8 8 8 8
8 8 8 8	9 9 9 9

REF

**25E. On this job, is ... a member of a labor union or of an employees association similar to a union?**

Yes  (Skip to 28)

No  (Ask 25F)

**25F. On this job, is ... covered by a union or employees association contract?**

Yes  (Go to 28)

No

18A. LINE NO.	18B. RELATIONSHIP TO REFERENCE PERSON	18C. PAR'S LINE NO.	18D. AGE	18E. MARITAL STATUS	18F. SPOUSE'S LINE NUMBER	18G1. SEX	18G2. VETERAN STATUS	18H. EDUCATIONAL ATTAINMENT	18I. RACE	18J. ORIGIN
	Ref. Person WITH rel. in H'hd. .... 01	<input type="radio"/>				Male 1 } 7			White ..... 1	0 0
	Ref. Person with NO rel. in H'hd. .... 02	<input type="radio"/>				Female 2 } 7			Black ..... 2	1 1
0 0	Husband ..... 03	<input type="radio"/>		Married - spouse present 1 } (F# 18F)	0 0				Amer. Indian, Aleut, Eskimo 3	3 3
1 1	Wife ..... 04	<input type="radio"/>	0 0		1 1				Asian or Pacific Isl. .... 4	5 5
2 2	Natural/Adopted Child ..... 05	<input type="radio"/>	1 1	Married - spouse absent (Exclude separated) 2 } (Skip to 18G1)	2 2	Veteran 7			Other ..... 5	6 6
3 3	Step Child ..... 06	<input type="radio"/>	2 2		3 3	Vietnam Era 1	3 3			7 7
4	Grandchild ..... 07	<input type="radio"/>	3 3		4 4	Korean War 2	4 4			8 8
5	Parent ..... 08	<input type="radio"/>	4 4		5 5	World War II 3	5 5			9 9
6	Brother/Sister ..... 09	<input type="radio"/>	5 5		6 6	World War I 4	6 6			
7	Other Rel. of Ref. person ..... 10	<input type="radio"/>	6 6		7 7	Other Service 5	7 7			
8	Foster Child ..... 11	<input type="radio"/>	7 7		8 8	Nonveteran 6	8 8			
9	Non-rel. of Ref. Person WITH OWN rel. in H'hd. .... 12	<input type="radio"/>	8 8		9 9		9 9			
	Partner/Roommate ..... 13	<input type="radio"/>	9 9	Never married 6						
	Non-rel. of Ref. Person (other than partner/roommate) with NO OWN rel. in H'hd. .... 14	<input type="radio"/>	None							

**26. CHECK ITEM:**  
(Transcribe from Control Card item 18)

This person is 18-24 years of age  (Ask 26A)  
All others .....  (Skip to 26C)

**26A. (If "School" in 18. Verify) LAST WEEK was ... standing or enrolled in a high school, college, or university? (Mark "Yes" if currently on holiday or seasonal vacation. Mark "No" for summer vacation.)**

Yes  (Verify) No  (Skip to 26C)  
High school ...  } (Ask 26B)  
College or Univ. ...  }

**26B. Is ... enrolled in school as a full-time or part-time student?**

Full-time  } (F# 26C)  
Part-time  }

**26C. CHECK ITEM: Who responded to the labor force items for this person?**

Self  } 7  
 Other  }  
Self/Other  }

**REMINDER: ASK THE LABOR FORCE QUESTIONS FOR ALL HOUSEHOLD MEMBERS BEFORE ASKING THE SUPPLEMENT QUESTIONS.**

**32A. CHECK ITEM:**

This unit is in Rotations 2, 3, 6, or 7  (F# 32B)  
All other cases .....  (End questions)

**32B. CHECK ITEM:**

Entry for N/A in 30A or 31B?

Yes  7 No  (Ask 32C)

Entry for N/A of P, F, S, L, I or SE in item 23E?

Yes  (F# CPS-684) No  (Ask 32C)

**32C. CHECK ITEM:**

Entry of 1, 2, 3, or 4 in 22F?  (F# 32D)  
All others .....  (End questions)

**32D. CHECK ITEM:**

Respondent's age = 25-64  (Skip to CPS-684 item 77)  
All others .....  (End questions)

**18. LINE NUMBER**

**19. What was ... doing most of LAST WEEK -**  
 (Working Keeping house Going to school or something else?)  
 Working (Skip to 20A)  
 With a job but not at work  
 Looking for work  
 Keeping house  
 Going to school  
 Unable to work  
 Retired  
 Other (Specify)

**20. Did ... do any work at all LAST WEEK, not counting work around the house?**  
 Note: If farm or business operator in hh, ask about unpaid work.  
 Yes  No  (Go to 21)

**20A. How many hours did ... work LAST WEEK at all jobs?**  
 0 0  
 1 1  
 2 2  
 3 3  
 4 4  
 5 5  
 6 6  
 7 7  
 8 8  
 9 9

**20B. CHECK ITEM**  
 49+ (Skip to item 23)  
 1-34 (Go to 20C)  
 35-48 (Go to 20D)

**20C. Does ... USUALLY work 35 hours or more a week at this job?**  
 Yes  What is the reason ... worked less than 35 hours LAST WEEK?  
 No  What is the reason ... USUALLY works less than 35 hours a week?  
 (Mark the appropriate reason)  
 Slack work  
 Material shortage  
 Plant or machine repair  
 New job started during week  
 Job terminated during week  
 Could find only part-time work  
 Holiday (Legal or religious)  
 Labor dispute  
 Bad weather  
 Own illness  
 On vacation  
 Too busy with housework, school, personal bus., etc.  
 Did not want full-time work  
 Full-time work week under 35 hours  
 Other reason (Specify)

**20D. Did ... lose any time or take any time off LAST WEEK for any reason such as illness, holiday or slack work?**  
 Yes  How many hours did ... take off?  
 No

**20E. Did ... work any overtime or at more than one job LAST WEEK?**  
 Yes  How many extra hours did ... work?  
 No

**20F. INDUSTRY**  
 O 0 0 0  
 F 1 1 1  
 I 2 2 2  
 C 3 3 3  
 E 4 4 4  
 U 5 5 5  
 S 6 6 6  
 E 7 7 7  
 N 8 8 8  
 L 9 9 9  
 Ref. 0  
 Unc. 0

**20G. OCCUPATION**  
 0 0  
 1 1  
 2 2  
 3 3  
 4 4  
 5 5  
 6 6  
 7 7  
 8 8  
 9 9  
 Ref. 0  
 Unc. 0

**21. If J in 18, skip to 21A)**  
 Did ... have a job or business from which he/she was temporarily absent or on layoff LAST WEEK?  
 Yes  No  (Go to 22)

**21A. Why was ... absent from work LAST WEEK?**  
 Own illness  
 On vacation  
 Bad weather  
 Labor dispute  
 New job to begin within 30 days  
 Temporary layoff (Under 30 days)  
 Indefinite layoff (30 days or more or no def. recall date)  
 Other (Specify)

**21B. Is ... receiving wages or salary from his/her employer for any of the time off LAST WEEK?**  
 Yes  No

**21C. Does ... usually work 35 hours or more a week at this job?**  
 Yes  No

**21D. Does ... usually work 35 hours or more a week at this job?**  
 Yes  No

**22. If LK in 18, skip to 22A)**  
 Has ... been looking for work during the past 4 weeks?  
 Yes  No  (Go to 24)

**22A. What has ... been doing in the last 4 weeks to find work? (Mark all methods used; do not read list.)**  
 Checked with -  
 - pub. employ. agency  
 - employer directly  
 - friends or relatives  
 Placed or answered ads  
 Nothing (Skip to 24)  
 Other (Specify in notes, e.g., JTPA, union or prof. register, etc.)

**22B. As the time ... started looking for work, was it because he/she lost or quit a job or was there some other reason?**  
 Lost job  
 Quit job  
 Left school  
 Wanted temporary work  
 Change in home or family responsibilities  
 Left military service  
 Other (Specify in notes)

**22C. 1) How many weeks has ... been looking for work?**  
 1 1  
 2 2  
 3 3  
 4 4  
 5 5  
 6 6  
 7 7  
 8 8  
 9 9

**2) How many weeks ago did ... start looking for work?**  
 1 1  
 2 2  
 3 3  
 4 4  
 5 5  
 6 6  
 7 7  
 8 8  
 9 9

**22D. Has ... been looking for full-time or part-time work?**  
 Full  Part

**22E. Could ... have taken a job LAST WEEK if one had been offered?**  
 Yes  No  Why not?  
 Already has a job  
 Temporary illness  
 Going to school  
 Other (Specify in notes)

**22F. When did ... last work at a full-time job or business lasting 2 consecutive weeks or more?**  
 Within last 12 months (Specify) (Month) \_\_\_\_\_  
 1 to 5 years ago  
 More than 5 years ago  
 Never worked  
 Never worked at all  
 (SKIP to 23. If layoff entered in 21A, enter job, either full- or part-time, from which laid off. Else enter last full-time job lasting 2 weeks or more, or 'never worked'.)

**23. DESCRIPTION OF JOB OR BUSINESS**  
 23A. For whom did ... work? (Name of company, business, organization or other employer.)  
 23B. What kind of business or industry is this? (For example: TV and radio mfg., retail shoe store, State Labor Dept.)  
 23C. What kind of work was ... doing? (For example: electrical engineer, stock clerk, typist, farmer.)  
 23D. What were ...'s most important activities or duties at this job? (For example: types, keeps account books, files, sells cars, operates printing press, finishes concrete.)

**23E. Was this person**  
 An employee of a PRIVATE Co., bus., or individual for wages, salary or comm.  
 A FEDERAL government employee  
 A STATE government employee  
 A LOCAL government employee  
 Self-empl. in OWN bus., prof. practice, or firm  
 Is the business incorporated? Yes  No   
 Working WITHOUT PAY in farm, bus. or farm  
 NEVER WORKED

**23F. CHECK ITEM:**  
 Entry for NAJ in item 20A   
 Entry for NAJ in item 21B   
 All other cases  (Skip to 28)

**24. CHECK ITEM:**  
 (Position number)  
 First digit of SEGMENT number is:  
 1, 3, 4, 5, 7 or 8 (Skip to 28)  
 2 or 6 (Go to 24A)

**24A. When did ... last work for pay at a regular job or business, either full- or part-time?**  
 Within past 12 months   
 1 up to 2 years ago   
 2 up to 3 years ago   
 3 up to 4 years ago   
 4 up to 5 years ago   
 5 or more years ago   
 Never worked

**24B. Why did ... leave that job?**  
 Personal, family (incl. pregnancy) or school  
 Health  
 Retirement or old age  
 Seasonal job completed  
 Slack work or business conditions  
 Temporary nonseasonal job completed  
 Unsatisfactory work arrangements (Hours, pay, etc.)  
 Other

**24C. Does ... want a regular job now, either full- or part-time?**  
 Yes  Maybe - it depends (Specify in notes)  
 No  Don't know

**24D. What are the reasons ... is not looking for work? (Mark each reason mentioned)**  
 Believes no work available in line of work or area  
 Couldn't find any work  
 Lacks req. education, training, skills or experience  
 Employers think too young or too old  
 Other pers. handicaps in finding job  
 Can't arrange child care  
 Family responsibilities  
 In school or other training  
 Ill health, physical disability  
 Other (Specify in notes)  
 Don't know

**24E. Does ... intend to look for work of any kind in the next 12 months?**  
 Yes   
 It depends (Specify in notes)  
 No   
 Don't know

**24F. If entry in 24B, describe job in 23, otherwise, skip to 28**

**25. CHECK ITEM:**  
 (Position number)  
 First digit of SEGMENT number is:  
 1, 3, 4, 5, 7 or 8 (Skip to 28)  
 2 or 6 (Go to 25A)

**25A. How many hours per week does ... USUALLY work at this job?**  
 0 0  
 1 1  
 2 2  
 3 3  
 4 4  
 5 5  
 6 6  
 7 7  
 8 8  
 9 9

**25B. Is ... paid by the hour on this job?**  
 Yes  (Go to 25C)  
 No  (Skip to 25C)

**25C. How much does ... earn per hour?**  
 Dollars Cents  
 0 0 0 0  
 1 1 1 1  
 2 2 2 2  
 3 3 3 3  
 4 4 4 4  
 5 5 5 5  
 6 6 6 6  
 7 7 7 7  
 8 8 8 8  
 9 9 9 9  
 (Ask 25C) REF 0

**25D. How much does ... USUALLY earn per week at this job BEFORE deductions?**  
 0 0 0 0  
 1 1 1 1  
 2 2 2 2  
 3 3 3 3  
 4 4 4 4  
 5 5 5 5  
 6 6 6 6  
 7 7 7 7  
 8 8 8 8  
 9 9 9 9  
 (Ask 25D) REF 0

**25E. On this job, is ... a member of a labor union or of an employee association similar to a union?**  
 Yes  (Skip to 28)  
 No  (Ask 25F)

**25F. On this job, is ... covered by a union or employee association contract?**  
 Yes  (Go to 28)  
 No

18A. LINE NO.	18B. RELATIONSHIP TO REFERENCE PERSON	18C. PAR'S LINE NO.	18D. AGE	18E. MARITAL STATUS	18F. SPOUSE'S LINE NUMBER	18G1. SEX	18G2. VETERAN STATUS	18H. EDUCATIONAL ATTAINMENT	18I. RACE	18J. ORIGIN
	Ref. Person WITH rel. in H'hd. .... 01	<input type="radio"/>				Male 1 } 7			White ..... 1	0 0
	Ref. Person with NO rel. in H'hd. .... 02	<input type="radio"/>				Female 2 }			Black ..... 2	1 1
0 0	Husband ..... 03	<input type="radio"/>	<input checked="" type="checkbox"/>	Married - spouse present 1 } (F# 18F)	0 0				Amer. Indian, Aleut, Eskimo 3	2 2
1 1	Wife ..... 04	<input type="radio"/>	1 1	Married - spouse absent 2 } (Exclude separated)	1 1	Veteran 7			Asian or Pacific Isl. .... 4	3 4
2 2	Natural/Adopted Child ..... 05	<input type="radio"/>	2 2	Widowed 3 } (Skip to 18G1)	2 2	Vietnam Era 1	3 3		Other ..... 5	4 5
3 3	Step Child ..... 06	<input type="radio"/>	3 3	Divorced 4 } (Skip to 18G1)	3 3	Korean War 2	4 4			6 6
4	Grandchild ..... 07	<input type="radio"/>	4 4	Separated 5 } (Skip to 18G1)	4 4	World War II 3	5 5			7 7
5	Parent ..... 08	<input type="radio"/>	5 5	Never married 6 } (Skip to 18G1)	5 5	World War I 4	6 6			8 8
6	Brother/Sister ..... 09	<input type="radio"/>	6 6		6 6	Other Service 5	7 7			9 9
7	Other Rel. of Ref. person ..... 10	<input type="radio"/>	7 7		7 7	Nonveteran 6	8 8			
8	Foster Child ..... 11	<input type="radio"/>	8 8		8 8		9 9			
9	None of Ref. Person WITH OWN rel. in H'hd. .... 12	<input type="radio"/>	9 9		9 9					
10	Partner/Roommate ..... 13	<input type="radio"/>								
11	None of Ref. Person (other than partner/roommate) with NO OWN rel. in H'hd. .... 14	<input type="radio"/>								

**26. CHECK ITEM:**  
*(Transcribe from General Card Item 1B)*  
 This person is 18-24 years of age  (Ask 26A)  
 All others  (Skip to 26C)

**26A. (If "School" in 1B. Verify) LAST WEEK**  
 was ... attending or enrolled in a high school, college, or university?  
*(Mark "Yes" if currently on holiday or seasonal vacation. Mark "No" for summer vacation.)*  
 Yes  (Verify) No  (Skip to 26C)  
 High school  (Ask 26B)  
 College or Univ.

**26B. Is ... enrolled in school as a full-time or part-time student?**  
 Full-time  } (F# 26C)  
 Part-time

**26C. CHECK ITEM: Who responded to the labor force items for this person?**  
 Self   
 Other   
 Self/Other } 7

**REMINDER: ASK THE LABOR FORCE QUESTIONS FOR ALL HOUSEHOLD MEMBERS BEFORE ASKING THE SUPPLEMENT QUESTIONS.**

**32A. CHECK ITEM:**  
 This unit is in Rotations 2, 3, 6, or 7  (F# 32B)  
 All other cases  (End questions)


**32B. CHECK ITEM:**  
 Entry for N/A in 20A or 21B?  
 Yes  7 No  (Ask 32C)   
 Entry for N/A of P, F, S, L, I, or SE in item 23E?  
 Yes  (F# CPS-684) No  (Ask 32C)

**32C. CHECK ITEM:**  
 Entry of 1, 2, 3, or 4 in 22F?  (F# 32D)  
 All others  (End questions)

**32D. CHECK ITEM:**  
 Respondent's age = 25-64  (Skip to CPS-684 item 77)  
 All others  (End questions)

# ATTACHMENT 12

## Questionnaire Facsimile, April 1993 Employee Benefits Supplement

<b>1. CHECK ITEM</b> Only CPS-684 for household ..... <input type="radio"/> <i>(Fill all applicable items on this page)</i> First CPS-684 of continuation h'hold ... <input type="radio"/> Second CPS-684 of continuation h'hold ... <input type="radio"/> <i>(Transcribe Items 3 and 6-10 from first CPS-684)</i> Third, fourth, etc. CPS-684 ..... <input type="radio"/>	FORM CPS-684  U.S. DEPARTMENT OF COMMERCE Bureau of the Census Form Approved - O.M.B. No. 1210-0086 - Expires 6/30/83 APRIL 1993	<b>2.</b> <b>3. CONTROL NUMBER</b> _____ _____ _____ _____																																																																																																																			
<table border="1" style="width: 100%; border-collapse: collapse;"> <tr> <td style="width: 50%;">MONTH ○○○●○○○○○○○○○○</td> <td style="width: 50%;">YEAR ○○○○○○○</td> </tr> </table>	MONTH ○○○●○○○○○○○○○○	YEAR ○○○○○○○	<table border="1" style="width: 100%; border-collapse: collapse;"> <tr> <td colspan="13"><b>10. FIELD REPRESENTATIVE CODE</b></td> </tr> <tr> <td>A</td><td>B</td><td>C</td><td>D</td><td>E</td><td>F</td><td>G</td><td>H</td><td>J</td><td>K</td><td>L</td><td>M</td><td></td> </tr> <tr> <td>○</td><td>○</td><td>○</td><td>○</td><td>○</td><td>○</td><td>○</td><td>○</td><td>○</td><td>○</td><td>○</td><td>○</td><td>■</td> </tr> <tr> <td>○</td><td>1</td><td>2</td><td>3</td><td>4</td><td>5</td><td>6</td><td>7</td><td>8</td><td>9</td><td></td><td></td><td></td> </tr> <tr> <td>○</td><td>1</td><td>2</td><td>3</td><td>4</td><td>5</td><td>6</td><td>7</td><td>8</td><td>9</td><td></td><td></td><td></td> </tr> </table>	<b>10. FIELD REPRESENTATIVE CODE</b>													A	B	C	D	E	F	G	H	J	K	L	M		○	○	○	○	○	○	○	○	○	○	○	○	■	○	1	2	3	4	5	6	7	8	9				○	1	2	3	4	5	6	7	8	9				<table border="1" style="width: 100%; border-collapse: collapse;"> <tr> <th style="width: 12.5%;">6. PSU NO.</th> <th style="width: 12.5%;">7. SEGMENT NO.</th> <th style="width: 12.5%;">8. SERIAL NO.</th> <th style="width: 12.5%;">9. HOUSEHOLD NO.</th> </tr> <tr> <td>0 0 0</td> <td>0 0 0</td> <td>0 0</td> <td></td> </tr> <tr> <td>1 1 1</td> <td>1 1 1 1</td> <td>1 1</td> <td>1</td> </tr> <tr> <td>2 2 2</td> <td>2 2 2 2</td> <td>2 2</td> <td>2</td> </tr> <tr> <td>3 3 3</td> <td>3 3 3 3</td> <td>3 3</td> <td>3</td> </tr> <tr> <td>4 4 4</td> <td>4 4 4 4</td> <td>4 4</td> <td>4</td> </tr> <tr> <td>■</td> <td></td> <td>■</td> <td></td> </tr> <tr> <td>5 5 5</td> <td>5 5 5 5</td> <td>5 5</td> <td>5</td> </tr> <tr> <td>6 6 6</td> <td>6 6 6 6</td> <td>6 6</td> <td>6</td> </tr> <tr> <td>7 7 7</td> <td>7 7 7 7</td> <td>7 7</td> <td>7</td> </tr> <tr> <td>8 8 8</td> <td>8 8 8 8</td> <td>8 8</td> <td>8</td> </tr> <tr> <td>9 9 9</td> <td>9 9 9</td> <td>9 9</td> <td></td> </tr> </table>	6. PSU NO.	7. SEGMENT NO.	8. SERIAL NO.	9. HOUSEHOLD NO.	0 0 0	0 0 0	0 0		1 1 1	1 1 1 1	1 1	1	2 2 2	2 2 2 2	2 2	2	3 3 3	3 3 3 3	3 3	3	4 4 4	4 4 4 4	4 4	4	■		■		5 5 5	5 5 5 5	5 5	5	6 6 6	6 6 6 6	6 6	6	7 7 7	7 7 7 7	7 7	7	8 8 8	8 8 8 8	8 8	8	9 9 9	9 9 9	9 9	
MONTH ○○○●○○○○○○○○○○	YEAR ○○○○○○○																																																																																																																				
<b>10. FIELD REPRESENTATIVE CODE</b>																																																																																																																					
A	B	C	D	E	F	G	H	J	K	L	M																																																																																																										
○	○	○	○	○	○	○	○	○	○	○	○	■																																																																																																									
○	1	2	3	4	5	6	7	8	9																																																																																																												
○	1	2	3	4	5	6	7	8	9																																																																																																												
6. PSU NO.	7. SEGMENT NO.	8. SERIAL NO.	9. HOUSEHOLD NO.																																																																																																																		
0 0 0	0 0 0	0 0																																																																																																																			
1 1 1	1 1 1 1	1 1	1																																																																																																																		
2 2 2	2 2 2 2	2 2	2																																																																																																																		
3 3 3	3 3 3 3	3 3	3																																																																																																																		
4 4 4	4 4 4 4	4 4	4																																																																																																																		
■		■																																																																																																																			
5 5 5	5 5 5 5	5 5	5																																																																																																																		
6 6 6	6 6 6 6	6 6	6																																																																																																																		
7 7 7	7 7 7 7	7 7	7																																																																																																																		
8 8 8	8 8 8 8	8 8	8																																																																																																																		
9 9 9	9 9 9	9 9																																																																																																																			
<div style="border: 1px solid black; padding: 5px; margin-bottom: 10px;"> <b>REMINDER: ASK CPS-684 ITEMS OF THE RESPONDENT HIM/HERSELF - IF NOT PRESENT MAKE TELEPHONE CALLBACKS!</b> </div> <div style="border: 1px solid black; padding: 5px;"> <b>HOUSEHOLD NONINTERVIEW REASON</b>  <i>Fill only if ENTIRE Household is a noninterview.</i>                  No one home <input type="radio"/>                  Temp. absent <input type="radio"/> <input checked="" type="checkbox"/>                  Refused ..... <input type="radio"/>                  Other ..... <input type="radio"/> </div>		<h1 style="margin: 0;">CPS - 684</h1> <h2 style="margin: 0;">SURVEY</h2> <h2 style="margin: 0;">OF</h2> <h2 style="margin: 0;">EMPLOYEE BENEFITS</h2>																																																																																																																			
<table border="1" style="width: 100%; border-collapse: collapse;"> <thead> <tr> <th colspan="3">FOLLOW-UP ROSTER</th> </tr> <tr> <th style="width: 10%;">Line No.</th> <th style="width: 60%;">Name</th> <th style="width: 30%;">Start with Item No.</th> </tr> </thead> <tbody> <tr> <td style="text-align: center;"> </td> <td style="text-align: center;"> </td> <td style="text-align: center;"> <input type="checkbox"/>33 <input type="checkbox"/>77                 </td> </tr> <tr> <td style="text-align: center;"> </td> <td style="text-align: center;"> </td> <td style="text-align: center;"> <input type="checkbox"/>33 <input type="checkbox"/>77                 </td> </tr> <tr> <td style="text-align: center;"> </td> <td style="text-align: center;"> </td> <td style="text-align: center;"> <input type="checkbox"/>33 <input type="checkbox"/>77                 </td> </tr> </tbody> </table>				FOLLOW-UP ROSTER			Line No.	Name	Start with Item No.			<input type="checkbox"/> 33 <input type="checkbox"/> 77			<input type="checkbox"/> 33 <input type="checkbox"/> 77			<input type="checkbox"/> 33 <input type="checkbox"/> 77																																																																																																			
FOLLOW-UP ROSTER																																																																																																																					
Line No.	Name	Start with Item No.																																																																																																																			
		<input type="checkbox"/> 33 <input type="checkbox"/> 77																																																																																																																			
		<input type="checkbox"/> 33 <input type="checkbox"/> 77																																																																																																																			
		<input type="checkbox"/> 33 <input type="checkbox"/> 77																																																																																																																			

18A. LINE NO.	18B. RELATIONSHIP TO REFERENCE PERSON	18D. AGE	18G1. SEX	18I. RACE	23A. ENTRY IN CPS-1 ITEM 23A	TYPE OF INTERVIEW FOR THIS PERSON
01	Ref. Person WITH rel. in H'hld.	01	Male	White		Interview
02	Ref. Person with NO rel. in H'hld.	02				
03	Husband	03				
04	Wife	04	Female	Black		
05	Natural/Adopted Child	05		Amer. Indian, Aleut, Eskimo		Noninterview
06	Step Child	06				REASON:
07	Grandchild	07		Asian or Pacific Isl.		No one home
08	Parent	08		Other		Temp. absent
09	Brother/Sister	09				Refused
10	Other Rel. of Ref. person	10				Other
11	Foster Child	11				
12	Non-rel. of Ref. Person WITH OWN rel. in H'hld.	12				
13	Partner/Roommate	13				
14	Non-rel. of Ref. Person (other than partner/roommate) with NO OWN rel. in H'hld.	14				

<p>Field Representative Note: Only interview if the unit is in rotations 2, 3, 6, or 7. If there is an entry (or N/A) in CPS-1 Item 20A or 21B AND an entry (or N/A) of P, F, S, L, I, or SE in CPS-1 Item 23E, read lead-in, and go to Item 33 below. If there is an entry of 1, 2, 3, or 4 in CPS-1 Item 22F AND the respondent's age is 25-64, skip to Item 77.</p> <p>End the questions in all other situations.</p> <p>LEAD IN: This month we are asking some additional questions about your employer and the benefits you may have on your job with (ENTRY IN ITEM 23A, ABOVE) - benefits such as retirement plans and health insurance.</p> <p>(FR: If respondent says that employer information (23A) is incorrect, mark corrected information for 23A and 23E at the top of this page. If respondent says not employed, return to 32C.)</p>	<p>38. How many years have you been working for (READ EMPLOYER'S NAME)?</p> <p>Number of years</p> <p>Less than one year</p>	<p>39. Now I'd like to ask about retirement plans on your job - not government programs like Social Security, but employer-sponsored plans. This includes regular pensions. It also includes other plans where money is accumulated in an individual account for retirement - like thrift, savings, profit-sharing or stock plans. First, does your employer or union have any such pension or retirement plan for anyone in your (company/organization)?</p> <p>Yes (Ask 40) No (Skip to 52) Don't know</p>	<p>40. Are you included in such a plan?</p> <p>Yes (Skip to 42) No (Ask 41) Don't know (Skip to 52)</p>	<p>41. Why are you not included? (FILL ALL THAT APPLY)</p> <p>No one in my type of job is allowed in plan</p> <p>Don't work enough hours, weeks, or months per year</p> <p>Haven't worked for this employer long enough</p> <p>Too young</p> <p>Too old</p> <p>Choose not to contribute</p> <p>Other (Specify below)</p> <p>Don't know</p>	<p>42. I'd like to know what type of plan or plans you have. In some retirement plans, your benefit is defined by a formula usually involving your earnings and years on the job. (PAUSE) In other plans, money is accumulated in an individual account for you. What type or types of plans are you included in? (FR: For each type reported, ask follow-up question to determine how many plans of that type respondent is included in.)</p> <p>a. Defined benefit formula plan</p> <p>b. Individual account</p> <p>c. Other (Specify below)</p> <p>d. Included, but don't know type</p>	<p>43. Could you tell me a little more about your individual account plan(s)? Do you have a thrift or savings plan, a deferred profit-sharing plan, a stock plan, or some other type of plan? (FILL ALL THAT APPLY)</p> <p>Thrift or savings</p> <p>Deferred profit-sharing</p> <p>Stock plan for ESOP (volunteered) 401(k) or salary deferral (volunteered) Simplified Employee Pension (SEP) (volunteered) Money purchase Other (Specify below) Don't know</p>	<p>44. CHECK ITEM: Is there more than 1 plan, total, marked in Item 42?</p> <p>Yes (Ask 45) No (Skip to 46)</p>	<p>45. Out of all the plans you've mentioned, which one would you consider to be your most important plan?</p> <p>Defined benefit formula plan</p> <p>Thrift or savings</p> <p>Deferred profit-sharing</p> <p>Stock plan for ESOP (volunteered) 401(k) Simplified Employee Pension (SEP) Money purchase Other (Specify below) Don't know</p>	<p>46. How many years have you been included in this plan?</p> <p>Number of years</p> <p>Less than one year</p> <p>Don't know</p>	<p>47. If you were to leave your employer now or within the next few months, could you eventually receive some benefits from this plan when you reach retirement age?</p> <p>Yes No Don't know</p>	<p>48. If you left your employer now, could you get a lump-sum payment from this plan when you leave?</p> <p>Yes No Don't know</p>	<p>49. Has this always been your most important retirement plan with this (company/organization)?</p> <p>Yes (Ask 50) No (Skip to 52) Don't know</p>	<p>50. What kind of plan was your most important plan?</p> <p>Defined benefit formula plan</p> <p>Thrift or savings</p> <p>Deferred profit-sharing</p> <p>Stock plan for ESOP (volunteered) 401(k) or salary deferral (volunteered) Simplified Employee Pension (SEP) Money purchase plan Other (Specify below)</p>	<p>51. Why is it no longer your most important plan?</p> <p>Plan was terminated and replaced by current plan</p> <p>Plan was merged with my current plan</p> <p>I am no longer eligible to participate in the plan</p> <p>I chose to switch to the new plan</p> <p>I'm still in the plan, but no longer consider it my most important</p> <p>Other (Specify below)</p> <p>Don't know</p>	<p>52. Some retirement plans allow workers to make tax-deferred contributions to the plan. For example, you might choose to have your employer put part of your salary into a retirement savings account, and then you don't pay income taxes on this money until you take it out or retire. These plans are called by different names, including 401(k) plans, pre-tax plans, salary reduction plans, and 403(b) plans. Do you participate in a plan like this?</p> <p>Yes (Skip to 54) No (Ask 53) Don't know</p>	<p>53. Does your employer offer you a plan like this?</p> <p>Yes (Skip to 57) No (Skip to 58) Don't know</p>	<p>54. CHECK ITEM: Are there any responses in items 46-49?</p> <p>Yes (Ask 55) No (Skip to 56)</p>	<p>55. Is this the current plan you have just been describing to me, or is this another plan you're included in?</p> <p>Plan just described</p> <p>Another plan</p> <p>Don't know</p>	<p>56. Approximately, what percent of your gross pay will you contribute to the plan this year?</p> <p>Don't know</p> <p>Refused</p>
---	--	--	---	--	--	--	---	--	---	--	--	--	---	--	---	--	--	---	--



18A. LINE NO.	18B. RELATIONSHIP TO REFERENCE PERSON	18D. AGE	18G1. SEX	18I. RACE	23A. ENTRY IN CPS-1 ITEM 23A	TYPE OF INTERVIEW FOR THIS PERSON
0 0	Ref. Person WITH rel. in H'hid. 01 <input type="radio"/>	02 <input type="radio"/>	Male 1	White 1		Interview <input type="radio"/>
1 1	Ref. Person with NO rel. in H'hid. 02 <input type="radio"/>					
2 2	Husband 03 <input type="radio"/>					
3 3	Wife 04 <input type="radio"/>		Female 2	Black 2		
4 4	Natural/Adopted Child 05 <input type="radio"/>	1 1		Amer. Indian, Aleut, Eskimo 3		
5 5	Step Child 06 <input type="radio"/>	2 2		Asian or Pacific Isl. 4		
6 6	Grandchild 07 <input type="radio"/>	3 3		Other 5		
7 7	Parent 08 <input type="radio"/>	4 4				
8 8	Brother/Sister 09 <input type="radio"/>	5 5				
9 9	Other Rel. of Ref. person 10 <input type="radio"/>	6 6				
	Foster Child 11 <input type="radio"/>	7 7				
	Non-rel. of Ref. Person WITH OWN rel. in H'hid. 12 <input type="radio"/>	8 8				
	Partner/Roommate 13 <input type="radio"/>	9 9				
	Non-rel. of Ref. Person (other than partner/roommate) with NO OWN rel. in H'hid. 14 <input type="radio"/>					

<p>Field Representative Note: Only interview if the unit is in rotations 2, 3, 6, or 7. If there is an entry (or N/A) in CPS-1 item 20A or 21B AND an entry (or N/A) of P, F, S, L, I, or SE in CPS-1 item 23E, read lead-in, and go to item 33 below. If there is an entry of 1, 2, 3, or 4 in CPS-1 item 22F AND the respondent's age is 25-64, skip to item 77.</p> <p>End the questions in all other situations.</p> <p>LEAD IN: This month we are asking some additional questions about your employer and the benefits you may have on your job with (ENTRY IN ITEM 23A, ABOVE) - benefits such as retirement plans and health insurance.</p> <p>(FR: If respondent says that employer information [23A] is incorrect, mark completed information for 23A and 23E at the top of this page. If respondent says not employed, return to 32C.)</p>	<p>32. How many years have you been working for (READ EMPLOYER'S NAME)?</p> <p>1 1 <input type="radio"/></p> <p>2 2 <input type="radio"/></p> <p>3 3 <input type="radio"/></p> <p>4 4 <input type="radio"/></p> <p>5 5 <input type="radio"/></p> <p>6 6 <input type="radio"/></p> <p>7 7 <input type="radio"/></p> <p>8 8 <input type="radio"/></p> <p>9 9 <input type="radio"/></p> <p>Number of years</p> <p>Less than one year <input type="radio"/></p>	<p>33. Now I'd like to ask about retirement plans on your job - not government programs like Social Security, but employer-sponsored plans. This includes regular pensions. It also includes other plans where money is accumulated in an individual account for retirement - like thrift, savings, profit-sharing or stock plans.</p> <p>First, does your employer or union have any such pension or retirement plan for anyone in your (company/organization)?</p> <p>Yes <input type="radio"/> (Ask 40) No <input type="radio"/> (Skip to 52)</p> <p>Don't know <input type="radio"/></p>	<p>34. Does (READ EMPLOYER'S NAME) operate in more than one location?</p> <p>Yes <input type="radio"/> (Ask 35) No <input type="radio"/> (Skip to 36)</p> <p>Don't know <input type="radio"/></p>	<p>35. About how many people are employed by (READ EMPLOYER'S NAME) at all locations?</p> <p>Less than 10 <input type="radio"/> 100-249 <input type="radio"/></p> <p>10-24 <input type="radio"/> 250-499 <input type="radio"/></p> <p>25-49 <input type="radio"/> 500-999 <input type="radio"/></p> <p>50-99 <input type="radio"/> 1000 or more <input type="radio"/></p> <p>Don't know <input type="radio"/></p>	<p>36. On this job, are Social Security retirement taxes deducted from your earnings?</p> <p>Yes <input type="radio"/> No <input type="radio"/></p> <p>Don't know <input type="radio"/></p>	<p>37. How many weeks during the year do you usually work at this job? Include paid vacation and sick leave as work.</p> <p>1 1 <input type="radio"/></p> <p>2 2 <input type="radio"/></p> <p>3 3 <input type="radio"/></p> <p>4 4 <input type="radio"/></p> <p>5 5 <input type="radio"/></p> <p>6 6 <input type="radio"/></p> <p>7 7 <input type="radio"/></p> <p>8 8 <input type="radio"/></p> <p>9 9 <input type="radio"/></p> <p>10 10 <input type="radio"/></p> <p>11 11 <input type="radio"/></p> <p>12 12 <input type="radio"/></p> <p>52 weeks <input type="radio"/></p> <p>Number of weeks</p>	<p>38. How many years have you been working for (READ EMPLOYER'S NAME)?</p> <p>1 1 <input type="radio"/></p> <p>2 2 <input type="radio"/></p> <p>3 3 <input type="radio"/></p> <p>4 4 <input type="radio"/></p> <p>5 5 <input type="radio"/></p> <p>6 6 <input type="radio"/></p> <p>7 7 <input type="radio"/></p> <p>8 8 <input type="radio"/></p> <p>9 9 <input type="radio"/></p> <p>Number of years</p> <p>Less than one year <input type="radio"/></p>	<p>39. Now I'd like to ask about retirement plans on your job - not government programs like Social Security, but employer-sponsored plans. This includes regular pensions. It also includes other plans where money is accumulated in an individual account for retirement - like thrift, savings, profit-sharing or stock plans.</p> <p>First, does your employer or union have any such pension or retirement plan for anyone in your (company/organization)?</p> <p>Yes <input type="radio"/> (Ask 40) No <input type="radio"/> (Skip to 52)</p> <p>Don't know <input type="radio"/></p>	<p>40. Are you included in such a plan?</p> <p>Yes <input type="radio"/> (Skip to 42) No <input type="radio"/> (Ask 41)</p> <p>Don't know <input type="radio"/> (Skip to 52)</p>	<p>41. Why are you not included? (FILL ALL THAT APPLY)</p> <p>No one in my type of job is allowed in plan <input type="radio"/></p> <p>Don't work enough hours, weeks, or months per year <input type="radio"/></p> <p>Haven't worked for this employer long enough <input type="radio"/></p> <p>Too young <input type="radio"/></p> <p>Too old <input type="radio"/></p> <p>Choose not to contribute <input type="radio"/></p> <p>Other (Specify below) <input type="radio"/></p> <p>Don't know <input type="radio"/></p>	<p>42. I'd like to know what type of plan or plans you have. In some retirement plans, your benefit is defined by a formula usually involving your earnings and years on the job. (PAUSE) In other plans, money is accumulated in an individual account for you. What type or types of plans are you included in? (FR: For each type reported, ask follow-up question to determine how many plans of that type respondent is included in.)</p> <p>a. Defined benefit formula plan <input type="radio"/> How many? 1 2 3 +</p> <p>b. Individual account <input type="radio"/> How many? 1 2 3 +</p> <p>c. Other (Specify below) <input type="radio"/> How many? 1 2 3 +</p> <p>d. Included, but don't know type <input type="radio"/> How many? 1 2 3 +</p> <p>(If 1 or more Individual Account Plans, Ask 43. Otherwise, Skip to 44.)</p>	<p>43. Could you tell me a little more about your individual account plan(s)? Do you have a thrift or savings plan, a deferred profit-sharing plan, a stock plan, or some other type of plan? (FILL ALL THAT APPLY.)</p> <p>Thrift or savings <input type="radio"/></p> <p>Deferred profit-sharing <input type="radio"/></p> <p>Stock plan (or ESOP) <input type="radio"/></p> <p>(volunteered) 401(k) or salary deferral <input type="radio"/></p> <p>(volunteered) Simplified Employee Pension (SEP) <input type="radio"/></p> <p>(volunteered) Money purchase <input type="radio"/></p> <p>Other (Specify below) <input type="radio"/></p> <p>Don't know <input type="radio"/></p>	<p>44. CHECK ITEM: Is there more than 1 plan, total, marked in Item 42?</p> <p>Yes <input type="radio"/> (Ask 45) No <input type="radio"/> (Skip to 46)</p>	<p>45. Out of all the plans you've mentioned, which one would you consider to be your most important plan?</p> <p>Defined benefit formula plan <input type="radio"/></p> <p>Thrift or savings <input type="radio"/></p> <p>Deferred profit-sharing <input type="radio"/></p> <p>Stock plan (or ESOP) <input type="radio"/></p> <p>401(k) <input type="radio"/></p> <p>Simplified Employee Pension (SEP) <input type="radio"/></p> <p>Money purchase plan <input type="radio"/></p> <p>Other (Specify below) <input type="radio"/></p> <p>Don't know <input type="radio"/></p>	<p>46. How many years have you been included in this plan?</p> <p>1 1 <input type="radio"/></p> <p>2 2 <input type="radio"/></p> <p>3 3 <input type="radio"/></p> <p>4 4 <input type="radio"/></p> <p>5 5 <input type="radio"/></p> <p>6 6 <input type="radio"/></p> <p>7 7 <input type="radio"/></p> <p>8 8 <input type="radio"/></p> <p>9 9 <input type="radio"/></p> <p>Number of years</p> <p>Less than one year <input type="radio"/></p> <p>Don't know <input type="radio"/></p>	<p>47. If you were to leave your employer now or within the next few months, could you eventually receive some benefits from this plan when you reach retirement age?</p> <p>Yes <input type="radio"/> No <input type="radio"/></p> <p>Don't know <input type="radio"/></p>	<p>48. If you left your employer now, could you get a lump-sum payment from this plan when you leave?</p> <p>Yes <input type="radio"/> No <input type="radio"/></p> <p>Don't know <input type="radio"/></p>	<p>49. Has this always been your most important retirement plan with this (company/organization)?</p> <p>Yes <input type="radio"/> (Skip to 52) No <input type="radio"/> (Ask 50)</p> <p>Don't know <input type="radio"/> (Skip to 52)</p>	<p>50. What kind of plan was your most important plan?</p> <p>Defined benefit formula plan <input type="radio"/></p> <p>Thrift or savings <input type="radio"/></p> <p>Deferred profit-sharing <input type="radio"/></p> <p>Stock plan (or ESOP) <input type="radio"/></p> <p>401(k) or salary deferral <input type="radio"/></p> <p>Simplified Employee Pension (SEP) <input type="radio"/></p> <p>Money purchase plan <input type="radio"/></p> <p>Other (Specify below) <input type="radio"/></p>	<p>51. Why is it no longer your most important plan?</p> <p>Plan was terminated and replaced by current plan <input type="radio"/></p> <p>Plan was merged with my current plan <input type="radio"/></p> <p>I am no longer eligible to participate in the plan <input type="radio"/></p> <p>I chose to switch to the new plan <input type="radio"/></p> <p>I'm still in the plan, but no longer consider it my most important <input type="radio"/></p> <p>Other (Specify below) <input type="radio"/></p> <p>Don't know <input type="radio"/></p>	<p>52. Some retirement plans allow workers to make tax-deferred contributions to the plan. For example, you might choose to have your employer put part of your salary into a retirement savings account, and then you don't pay income taxes on this money until you take it out or retire. These plans are called by different names, including 401(k) plans, pre-tax plans, salary reduction plans, and 403(b) plans. Do you participate in a plan like this?</p> <p>Yes <input type="radio"/> (Skip to 54) No <input type="radio"/> (Ask 53)</p> <p>Don't know <input type="radio"/></p>	<p>53. Does your employer offer you a plan like this?</p> <p>Yes <input type="radio"/> (Skip to 57) No <input type="radio"/> (Skip to 58)</p> <p>Don't know <input type="radio"/></p>	<p>54. CHECK ITEM: Are there any responses in items 46-49?</p> <p>Yes <input type="radio"/> (Ask 55) No <input type="radio"/> (Skip to 56)</p>	<p>55. Is this the current plan you have just been describing to me, or is this another plan you're included in?</p> <p>Plan just described <input type="radio"/></p> <p>Another plan <input type="radio"/></p> <p>Don't know <input type="radio"/></p>	<p>56. Approximately, what percent of your gross pay will you contribute to the plan this year?</p> <p>1 1 <input type="radio"/></p> <p>2 2 <input type="radio"/></p> <p>3 3 <input type="radio"/></p> <p>4 4 <input type="radio"/></p> <p>5 5 <input type="radio"/></p> <p>6 6 <input type="radio"/></p> <p>7 7 <input type="radio"/></p> <p>8 8 <input type="radio"/></p> <p>9 9 <input type="radio"/></p> <p>10 10 <input type="radio"/></p> <p>11 11 <input type="radio"/></p> <p>12 12 <input type="radio"/></p> <p>Don't know <input type="radio"/></p> <p>Refused <input type="radio"/></p>
---	---	--	---	---	---	---	---	--	--	--	---	---	---	---	--	---	---	--	--	--	--	---	--	---	--





18A. LINE NO.	18B. RELATIONSHIP TO REFERENCE PERSON	18D. AGE	18G1. SEX	18I. RACE	23A. ENTRY IN CPS-1 ITEM 23A	TYPE OF INTERVIEW FOR THIS PERSON
	Ref. Person WITH rel. in H'hld. . . . . 01	<input type="radio"/>				
	Ref. Person with NO rel. in H'hld. . . . . 02	<input type="radio"/>	Male 1	White . . . . . 1		Interview . . . . . <input type="radio"/>
	Husband . . . . . 03	<input checked="" type="radio"/>		Black . . . . . 2		
	Wife . . . . . 04	<input type="radio"/>	Female 2			
1	Natural/Adopted Child . . . . . 05	<input type="radio"/>		Amer. Indian, Aleut, Eskimo 3		Noninterview REASON:
2	Step Child . . . . . 06	<input type="radio"/>		Asian or Pacific Isl. 4		No one home . . . . . <input type="radio"/>
3	Grandchild . . . . . 07	<input type="radio"/>		Other . . . . . 5		Temp. absent . . . . . <input type="radio"/>
4	Parent . . . . . 08	<input type="radio"/>			23E. ENTRY IN CPS-1 ITEM 23E CLASS OF WORKER	Refused . . . . . <input type="radio"/>
5	Brother/Sister . . . . . 09	<input type="radio"/>			Private . . . . . P <input type="radio"/>	Other . . . . . <input type="radio"/>
6	Other Rel. of Ref. person . . . . . 10	<input type="radio"/>			Federal Gov't . . . . . F <input type="radio"/>	
7	Foster Child . . . . . 11	<input type="radio"/>			State Gov't . . . . . S <input type="radio"/>	
8	Non-rel. of Ref. Person WITH OWN rel. in H'hld. . . . . 12	<input type="radio"/>			Local Gov't . . . . . L <input type="radio"/>	
9	Partner/Roommate . . . . . 13	<input type="radio"/>			Self-emp. Inc. Yes . . . . . I <input type="radio"/>	
	Non-rel. of Ref. Person (other than partner/roommate) with NO OWN rel. in H'hld. . . . . 14	<input type="radio"/>			No . . . . . SE <input type="radio"/>	


  

<p>Field Representative Note: Only interview if the unit is in rotations 2, 3, 6, or 7. If there is an entry (or N/A) in CPS-1 Item 20A or 21B AND an entry (or N/A) of P, F, S, L, I, or SE in CPS-1 Item 23E, read lead-in, and go to Item 33 below. If there is an entry of 1, 2, 3, or 4 in CPS-1 Item 22F AND the respondent's age is 25-64, skip to Item 77.</p> <p>End the questions in all other situations.</p>	<p>38. How many years have you been working for (READ EMPLOYER'S NAME)?</p> <p>Number of years</p> <p>Less than one year <input type="radio"/></p> <p>1 <input type="radio"/></p> <p>2 <input type="radio"/></p> <p>3 <input type="radio"/></p> <p>4 <input type="radio"/></p> <p>5 <input type="radio"/></p> <p>6 <input type="radio"/></p> <p>7 <input type="radio"/></p> <p>8 <input type="radio"/></p> <p>9 <input type="radio"/></p>	<p>43. Could you tell me a little more about your individual account plan(s)? Do you have a thrift or savings plan, a deferred profit-sharing plan, a stock plan, or some other type of plan?</p> <p>(FILL ALL THAT APPLY.)</p> <p>Thrift or savings . . . . . <input type="radio"/></p> <p>Deferred profit-sharing . . . . . <input type="radio"/></p> <p>Stock plan (or ESOP) . . . . . <input type="radio"/></p> <p>(volunteered) 401(k) or salary deferral . . . . . <input type="radio"/></p> <p>(volunteered) Simplified Employee Pension (SEP) . . . . . <input type="radio"/></p> <p>(volunteered) Money purchase . . . . . <input type="radio"/></p> <p>Other (Specify below) . . . . . <input type="radio"/></p> <p>Don't know . . . . . <input type="radio"/></p>	<p>50. What kind of plan was your most important plan?</p> <p>Defined benefit formula plan . . . . . <input type="radio"/></p> <p>Thrift or savings . . . . . <input type="radio"/></p> <p>Deferred profit-sharing . . . . . <input type="radio"/></p> <p>Stock plan for ESOP . . . . . <input type="radio"/></p> <p>401(k) or salary deferral . . . . . <input type="radio"/></p> <p>Simplified Employee Pension (SEP) . . . . . <input type="radio"/></p> <p>Money purchase plan . . . . . <input type="radio"/></p> <p>Other (Specify below) . . . . . <input type="radio"/></p>
<p>LEAD IN: This month we are asking some additional questions about your employer and the benefits you may have on your job with (ENTRY IN ITEM 23A, ABOVE) - benefits such as retirement plans and health insurances.</p> <p>(FR: If respondent says that employer information [23A] is incorrect, mark corrected information for 23A and 23E at the top of this page. If respondent says not employed, return to 32C.)</p>	<p>39. Now I'd like to ask about retirement plans on your job - not government programs like Social Security, but employer-sponsored plans. This includes regular pensions. It also includes other plans where money is accumulated in an individual account for retirement - like thrift, savings, profit-sharing or stock plans.</p> <p>First, does your employer or union have any such pension or retirement plan for anyone in your (company/organization)?</p> <p>Yes <input type="radio"/> (Ask 40) No <input type="radio"/> (Skip to 52) Don't know <input type="radio"/></p>	<p>44. CHECK ITEM: Is there more than 1 plan, total, marked in Item 42?</p> <p>Yes <input type="radio"/> (Ask 45) No <input type="radio"/> (Skip to 46)</p>	<p>51. Why is it no longer your most important plan?</p> <p>Plan was terminated and replaced by current plan . . . . . <input type="radio"/></p> <p>Plan was merged with my current plan . . . . . <input type="radio"/></p> <p>I am no longer eligible to participate in the plan . . . . . <input type="radio"/></p> <p>I chose to switch to the new plan . . . . . <input type="radio"/></p> <p>I'm still in the plan, but no longer consider it my most important . . . . . <input type="radio"/></p> <p>Other (Specify below) . . . . . <input type="radio"/></p> <p>Don't know . . . . . <input type="radio"/></p>
<p>33. Thinking about the location where you work, about how many people are employed there by (READ EMPLOYER'S NAME)?</p> <p>Less than 10 <input type="radio"/> 100-249 . . . . . <input type="radio"/></p> <p>10-24 . . . . . <input type="radio"/> 250-499 . . . . . <input type="radio"/></p> <p>25-49 . . . . . <input type="radio"/> 500-999 . . . . . <input type="radio"/></p> <p>50-99 . . . . . <input type="radio"/> 1000 or more <input type="radio"/></p> <p>Don't know <input type="radio"/></p>	<p>40. Are you included in such a plan?</p> <p>Yes <input type="radio"/> (Skip to 42) No <input type="radio"/> (Ask 41) Don't know <input type="radio"/> (Skip to 52)</p>	<p>45. Out of all the plans you've mentioned, which one would you consider to be your most important plan?</p> <p>Defined benefit formula plan . . . . . <input type="radio"/></p> <p>Thrift or savings . . . . . <input type="radio"/></p> <p>Deferred profit-sharing . . . . . <input type="radio"/></p> <p>Stock plan (or ESOP) . . . . . <input type="radio"/></p> <p>401(k) . . . . . <input type="radio"/></p> <p>Simplified Employee Pension (SEP) . . . . . <input type="radio"/></p> <p>Money purchase plan . . . . . <input type="radio"/></p> <p>Other (Specify below) . . . . . <input type="radio"/></p> <p>Don't know . . . . . <input type="radio"/></p>	<p>52. Some retirement plans allow workers to make tax-deferred contributions to the plan. For example, you might choose to have your employer put part of your salary into a retirement savings account, and then you don't pay income taxes on this money until you take it out or retire. These plans are called by different names, including 401(k) plans, pre-tax plans, salary reduction plans, and 403(b) plans.</p> <p>Do you participate in a plan like this?</p> <p>Yes <input type="radio"/> (Skip to 54) No <input type="radio"/> (Ask 53) Don't know <input type="radio"/></p>
<p>34. Does (READ EMPLOYER'S NAME) operate in more than one location?</p> <p>Yes <input type="radio"/> (Ask 35) No <input type="radio"/> (Skip to 36) Don't know <input type="radio"/></p>	<p>41. Why are you not included?</p> <p>(FILL ALL THAT APPLY)</p> <p>No one in my type of job is allowed in plan. . . . . <input type="radio"/></p> <p>Don't work enough hours, weeks, or months per year . . . . . <input type="radio"/></p> <p>Haven't worked for this employer long enough . . . . . <input type="radio"/></p> <p>Too young . . . . . <input type="radio"/> (Skip to 52)</p> <p>Too old . . . . . <input type="radio"/></p> <p>Choose not to contribute . . . . . <input type="radio"/></p> <p>Other (Specify below) . . . . . <input type="radio"/></p> <p>Don't know . . . . . <input type="radio"/></p>	<p>46. How many years have you been included in this plan?</p> <p>Number of years</p> <p>Less than one year <input type="radio"/></p> <p>1 <input type="radio"/></p> <p>2 <input type="radio"/></p> <p>3 <input type="radio"/></p> <p>4 <input type="radio"/></p> <p>5 <input type="radio"/></p> <p>6 <input type="radio"/></p> <p>7 <input type="radio"/></p> <p>8 <input type="radio"/></p> <p>9 <input type="radio"/></p>	<p>53. Does your employer offer you a plan like this?</p> <p>Yes <input type="radio"/> (Skip to 57) No <input type="radio"/> (Skip to 58) Don't know <input type="radio"/></p>
<p>35. About how many people are employed by (READ EMPLOYER'S NAME) at all locations?</p> <p>Less than 10 <input type="radio"/> 100-249 . . . . . <input type="radio"/></p> <p>10-24 . . . . . <input type="radio"/> 250-499 . . . . . <input type="radio"/></p> <p>25-49 . . . . . <input type="radio"/> 500-999 . . . . . <input type="radio"/></p> <p>50-99 . . . . . <input type="radio"/> 1000 or more <input type="radio"/></p> <p>Don't know <input type="radio"/></p>	<p>42. I'd like to know what type of plan or plans you have. In some retirement plans, your benefit is defined by a formula usually involving your earnings and years on the job. (PAUSE) In other plans, money is accumulated in an individual account for you. What type or types of plans are you included in? (FR: For each type reported, ask follow-up question to determine how many plans of that type respondent is included in.)</p> <p>a. Defined benefit formula plan . . . . . How many? <input type="radio"/> 3 +</p> <p>b. Individual account . . . . . How many? <input type="radio"/> 3 +</p> <p>c. Other (Specify below) . . . . . How many? <input type="radio"/> 3 +</p> <p>d. Included, but don't know type . . . . . How many? <input type="radio"/> 3 +</p> <p>(If 1 or more Individual Account Plans, Ask 47. Otherwise, Skip to 44.)</p>	<p>47. If you were to leave your employer now or within the next few months, could you eventually receive some benefits from this plan when you reach retirement age?</p> <p>Yes <input type="radio"/> No <input type="radio"/> Don't know <input type="radio"/></p>	<p>54. CHECK ITEM: Are there any responses in items 46-49?</p> <p>Yes <input type="radio"/> (Ask 55) No <input type="radio"/> (Skip to 56)</p>
<p>36. On this job, are Social Security retirement taxes deducted from your earnings?</p> <p>Yes <input type="radio"/> No <input type="radio"/> Don't know <input type="radio"/></p>	<p>48. If you left your employer now, could you get a lump-sum payment from this plan when you leave?</p> <p>Yes <input type="radio"/> No <input type="radio"/> Don't know <input type="radio"/></p>	<p>49. Has this always been your most important retirement plan with this (company/organization)?</p> <p>Yes <input type="radio"/> (Skip to 50) No <input type="radio"/> (Ask 50) Don't know <input type="radio"/> (Skip to 52)</p>	<p>55. Is this the current plan you have just been describing to me, or is this another plan you're included in?</p> <p>Plan just described <input type="radio"/></p> <p>Another plan . . . . . <input type="radio"/></p> <p>Don't know . . . . . <input type="radio"/></p>
<p>37. How many weeks during the year do you usually work at this job? Include paid vacation and sick leave as work.</p> <p>Number of weeks</p> <p>52 weeks <input type="radio"/></p> <p>1 <input type="radio"/></p> <p>2 <input type="radio"/></p> <p>3 <input type="radio"/></p> <p>4 <input type="radio"/></p> <p>5 <input type="radio"/></p> <p>6 <input type="radio"/></p> <p>7 <input type="radio"/></p> <p>8 <input type="radio"/></p>			<p>56. Approximately, what percent of your gross pay will you contribute to the plan this year?</p> <p>Don't know <input type="radio"/></p> <p>Refused <input type="radio"/></p>



# ATTACHMENT 13

## Questionnaire Facsimile, March 1993 Income Supplement

<p><b>1. CHECK ITEM</b></p> <p>Only CPS-665 for household ..... <input type="checkbox"/> (Fill all applicable items on this page)</p> <p>First CPS-665 of continuation h'hd. ... <input type="checkbox"/> (Transcribe items (3, 6-9, 13) from first CPS-665)</p> <p>Second CPS-665 of continuation h'hd. .... <input type="checkbox"/></p> <p>Third, fourth, etc. CPS-665. .... <input type="checkbox"/></p>	<p>FORM CPS-665</p>  <p>U.S. DEPARTMENT OF COMMERCE BUREAU OF THE CENSUS</p> <p style="font-size: 1.5em; font-weight: bold;">C P S - 6 6 5</p> <p style="font-size: 1.2em; font-weight: bold;">INCOME SUPPLEMENT</p> <p>Form Approved - O.M. B. No. 0607-0354 - Expires 9-30-93</p> <p>MARCH 1993</p>	<p><b>2.</b></p>	<p><b>3. CONTROL NUMBER</b></p> <table border="1" style="width: 100%; border-collapse: collapse;"> <thead> <tr> <th style="width: 25%;">6. PSU NO.</th> <th style="width: 25%;">7. SEGMENT NO.</th> <th style="width: 25%;">8. SERIAL NO.</th> <th style="width: 25%;">9. HOUSEHOLD NO.</th> </tr> </thead> <tbody> <tr> <td style="text-align: center;">0 0 0</td> <td style="text-align: center;">0 0 0</td> <td style="text-align: center;">0 0</td> <td style="text-align: center;">1</td> </tr> <tr> <td style="text-align: center;">1 1 1</td> <td style="text-align: center;">1 1 1</td> <td style="text-align: center;">1 1</td> <td style="text-align: center;">2</td> </tr> <tr> <td style="text-align: center;">2 2 2</td> <td style="text-align: center;">2 2 2</td> <td style="text-align: center;">2 2</td> <td style="text-align: center;">3</td> </tr> <tr> <td style="text-align: center;">3 3 3</td> <td style="text-align: center;">3 3 3</td> <td style="text-align: center;">3 3</td> <td style="text-align: center;">4</td> </tr> <tr> <td style="text-align: center;">4 4 4</td> <td style="text-align: center;">4 4 4</td> <td style="text-align: center;">4 4</td> <td style="text-align: center;">5</td> </tr> <tr> <td style="text-align: center;">5 5 5</td> <td style="text-align: center;">5 5 5</td> <td style="text-align: center;">5 5</td> <td style="text-align: center;">6</td> </tr> <tr> <td style="text-align: center;">6 6 6</td> <td style="text-align: center;">6 6 6</td> <td style="text-align: center;">6 6</td> <td style="text-align: center;">7</td> </tr> <tr> <td style="text-align: center;">7 7 7</td> <td style="text-align: center;">7 7 7</td> <td style="text-align: center;">7 7</td> <td style="text-align: center;">8</td> </tr> <tr> <td style="text-align: center;">8 8 8</td> <td style="text-align: center;">8 8 8</td> <td style="text-align: center;">8 8</td> <td style="text-align: center;">9</td> </tr> <tr> <td style="text-align: center;">9 9 9</td> <td style="text-align: center;">9 9 9</td> <td style="text-align: center;">9 9</td> <td style="text-align: center;">0</td> </tr> </tbody> </table>	6. PSU NO.	7. SEGMENT NO.	8. SERIAL NO.	9. HOUSEHOLD NO.	0 0 0	0 0 0	0 0	1	1 1 1	1 1 1	1 1	2	2 2 2	2 2 2	2 2	3	3 3 3	3 3 3	3 3	4	4 4 4	4 4 4	4 4	5	5 5 5	5 5 5	5 5	6	6 6 6	6 6 6	6 6	7	7 7 7	7 7 7	7 7	8	8 8 8	8 8 8	8 8	9	9 9 9	9 9 9	9 9	0
6. PSU NO.	7. SEGMENT NO.	8. SERIAL NO.	9. HOUSEHOLD NO.																																												
0 0 0	0 0 0	0 0	1																																												
1 1 1	1 1 1	1 1	2																																												
2 2 2	2 2 2	2 2	3																																												
3 3 3	3 3 3	3 3	4																																												
4 4 4	4 4 4	4 4	5																																												
5 5 5	5 5 5	5 5	6																																												
6 6 6	6 6 6	6 6	7																																												
7 7 7	7 7 7	7 7	8																																												
8 8 8	8 8 8	8 8	9																																												
9 9 9	9 9 9	9 9	0																																												
<p><b>10. FIELD REPRESENTATIVE CODE</b></p> <p>A B C D E F G H J K L M</p> <p>0 0 0 0 0 0 0 0 0 0</p> <p>1 1 1 1 1 1 1 1 1 1</p> <p>2 2 2 2 2 2 2 2 2 2</p> <p>3 3 3 3 3 3 3 3 3 3</p> <p>4 4 4 4 4 4 4 4 4 4</p>	<p><b>INTRODUCTION</b> (Optional)</p> <p>We have just completed the questions about employment and unemployment. Each March, the Census Bureau also collects information about the economic situation of Americans and their families for the previous year. I am going to ask these questions now. We don't expect all answers to be perfect, but please think about each question and answer it the best you can.</p> <p>(Begin with item 29A on page 3.)</p>		<p><b>77. CHECK ITEM</b></p> <p><b>TENURE</b> (from Control Card Item 10)</p> <p>Owned or being bought I</p> <p>Rented ..... 2</p> <p>No cash rent ..... 3</p>	<p><b>83. During 1992, how many of the children, 5-16 years old in this household, usually ate a complete hot lunch offered at school?</b></p> <p>All <input type="checkbox"/></p> <p>Some, but not all - Mark number</p> <p>I 2 3 4 5 6 7 8 9</p> <p>None <input type="checkbox"/></p>	<p><b>88. Are you paying lower rent because the Federal, State, or local government is paying part of the cost?</b></p> <p>Yes <input type="checkbox"/></p> <p>No <input type="checkbox"/></p>	<p><b>94. The government has an energy assistance program which helps pay heating costs. This assistance can be received directly by the household or it can be paid directly to the electric company, gas company or fuel dealer.</b></p> <p>Since October 1, 1992, has this household received assistance of this type from the federal, state, or local government?</p> <p>Yes <input type="checkbox"/> (Ask 95)</p> <p>No <input type="checkbox"/> (End questions)</p>																																									
<p><b>13. TYPE INTERVIEW (CPS-665)</b></p> <p>Personal <input type="checkbox"/></p> <p>Telephone <input type="checkbox"/> (Fill 13A below)</p> <p>Type A Noninterview (Transcribe items 1, 3, 6-10, 77 on this page; also, ask item 78 on this page)</p>	<p><b>84. CHECK ITEM</b></p> <p>Entry in Control Card Item 29 is: <input type="checkbox"/></p> <p>Under \$50,000, NA or Ref. <input type="checkbox"/> (Fill 85)</p> <p>\$50,000 or more ..... <input type="checkbox"/> End questions</p>		<p><b>78. How many housing units are in this structure?</b></p> <p>1 <input type="checkbox"/> 5-9 <input type="checkbox"/></p> <p>2 <input type="checkbox"/> 10+ <input type="checkbox"/></p> <p>3-4 <input type="checkbox"/></p>	<p><b>85. CHECK ITEM</b></p> <p>All or some marked in 83 <input type="checkbox"/> (Ask 86)</p> <p>None marked in 83 or 83 blank <input type="checkbox"/> (Skip to 87)</p>	<p><b>90. Did anyone in this household get food stamps at any time during 1992?</b></p> <p>Yes <input type="checkbox"/> (Ask 91)</p> <p>No <input type="checkbox"/> (Skip to 94)</p>	<p><b>95. Altogether, how much energy assistance has been received since October 1, 1992?</b></p> <p style="text-align: right;">0 0 0 0</p> <p style="text-align: right;">1 1 1 1</p> <p style="text-align: right;">2 2 2</p> <p style="text-align: right;">3 3 3</p> <p style="text-align: right;">4 4 4</p> <p style="text-align: right;">5 5 5</p> <p style="text-align: right;">6 6 6</p> <p style="text-align: right;">7 7 7</p> <p style="text-align: right;">8 8 8</p> <p style="text-align: right;">9 9 9</p>																																									
<p><b>13A. ANY ENTRY IN ITEMS 46A-E, OTHER THAN "DID NOT WORK" IN THIS CPS-665:</b></p> <p>Yes <input type="checkbox"/> No <input type="checkbox"/></p>	<p><b>86. During 1992, how many of the children in this household received free or reduced price lunches because they qualified for the Federal School Lunch Program?</b></p> <p>All <input type="checkbox"/></p> <p>Some, but not all - Mark number</p> <p>I 2 3 4 5 6 7 8 9 +</p> <p>None <input type="checkbox"/></p>		<p><b>78. CHECK ITEM</b></p> <p>Some household members under age 15 <input type="checkbox"/> (Ask 80)</p> <p>No household members under age 15 <input type="checkbox"/> (Skip to 82)</p>	<p><b>87. CHECK ITEM</b></p> <p>Owned marked in 77 <input type="checkbox"/> (Skip to 90)</p> <p>Rented or no cash rent marked in 77 <input type="checkbox"/> (Ask 88)</p>	<p><b>91. How many of the people now living here were covered by food stamps during 1992?</b></p> <p>All <input type="checkbox"/></p> <p>I 2 3 4 5 6 7 8 9 +</p>	<p><b>92. In how many months of 1992 were food stamps received?</b></p> <p>All <input type="checkbox"/></p> <p>I 1 2 3 4 5 6 7 8 9</p>																																									
<p><b>80. During 1992, how many of the children under age 15 in this household were covered by Medicare or Medicaid?</b></p> <p>All <input type="checkbox"/></p> <p>Some, but not all - Mark number</p> <p>I 2 3 4 5 6 7 8 9 +</p> <p>None <input type="checkbox"/></p>	<p><b>88. Is this house in a public housing project, that is, is it owned by a local housing authority or other public agency?</b></p> <p>Yes <input type="checkbox"/> (Skip to 90)</p> <p>No <input type="checkbox"/> (Ask 89)</p>		<p><b>81. During 1992, how many of the children under age 15 in this household were covered by a health insurance plan (Excluding Medicaid and Medicare)?</b></p> <p>All <input type="checkbox"/></p> <p>Some, but not all - Mark number (Ask 81A)</p> <p>I 2 3 4 5 6 7 8 9 +</p> <p>None (Skip to 82) <input type="checkbox"/></p>	<p><b>89. What was the value of all the food stamps received during 1992?</b> (Add monthly amounts to obtain annual figure)</p> <p style="text-align: right;">0 0 0 0</p> <p style="text-align: right;">1 1 1 1</p> <p style="text-align: right;">2 2 2 2</p> <p style="text-align: right;">3 3 3 3</p> <p style="text-align: right;">4 4 4 4</p> <p style="text-align: right;">5 5 5 5</p> <p style="text-align: right;">6 6 6 6</p> <p style="text-align: right;">7 7 7 7</p> <p style="text-align: right;">8 8 8 8</p> <p style="text-align: right;">9 9 9 9</p> <p style="text-align: right;">(Ask 94)</p>																																											
<p><b>81A. How many of these children were covered by the health insurance plan of someone not residing in this household?</b></p> <p>All <input type="checkbox"/></p> <p>Some, but not all - Mark number</p> <p>I 2 3 4 5 6 7 8 9 +</p> <p>None <input type="checkbox"/></p>	<p><b>82. CHECK ITEM</b></p> <p>Some household members 5-18 years old <input type="checkbox"/> (Ask 83)</p> <p>No household members 5-18 years old <input type="checkbox"/> (Skip to 84)</p>		<p><b>82. CHECK ITEM</b></p> <p>Some household members 5-18 years old <input type="checkbox"/> (Ask 83)</p> <p>No household members 5-18 years old <input type="checkbox"/> (Skip to 84)</p>	<p><b>82. CHECK ITEM</b></p> <p>Some household members 5-18 years old <input type="checkbox"/> (Ask 83)</p> <p>No household members 5-18 years old <input type="checkbox"/> (Skip to 84)</p>	<p><b>82. CHECK ITEM</b></p> <p>Some household members 5-18 years old <input type="checkbox"/> (Ask 83)</p> <p>No household members 5-18 years old <input type="checkbox"/> (Skip to 84)</p>	<p><b>82. CHECK ITEM</b></p> <p>Some household members 5-18 years old <input type="checkbox"/> (Ask 83)</p> <p>No household members 5-18 years old <input type="checkbox"/> (Skip to 84)</p>																																									

FOLLOW-UP INFORMATION – TRANSCRIBE THIS INFORMATION FROM THE CPS-1 AND CONTROL CARD BEFORE SENDING THEM TO THE RO.

ALL CPS-1s AND CONTROL CARDS MUST BE SENT TO THE R.O. BY SATURDAY, MARCH 20.

ALL 685s MUST BE MAILED TO R.O. BY SATURDAY, MARCH 27.

- (1) Complete items 3, 6–9, 77, 79, 82 and 84 on page 1.
- (2) Complete items 18A, 18B, 18D, and 18G1 for each 16+ person, (p. 3, 4, 5, 6).
- (3) Record below the industry and occupation description from CPS-1 Items 23A–23E as applicable. You will need to refer to it when filling item 45 in your followup interview.
- (4) Complete items 56D and 58, (p. 7 and 8, respectively).
- (5) Note below Names and Line No.'s of persons (and item numbers, if necessary) needing followup. Also, as necessary note address, telephone, and 'best time to call' information from control card.

NOTES:

Area with horizontal dashed lines for notes.



CIVILIAN 15+ AND CURRENT ARMED FORCES MEMBER, BEGIN WITH ITEM 29A

18A. LINE NUMBER	19B. RELATIONSHIP	19D. AGE	19G1. Sex	37. Were the (entry in item 36) weeks ... was looking for work (or on layoff) all in one stretch?	45. What was ...'s longest job during 1992? (Compare with entry in CPS-1 item 23)	OFFICE	IND.	OCC.	ITEM 55		
0	Ref. per. with other rels. .01	0	Male	Yes - 1 stretch <input type="radio"/>	Same as item 23. . . . . <input type="radio"/> (Skip to 47)	0	0	0	0		
1	Husband . . . . .03	1	Male	No - 2 stretches <input type="radio"/> (Go to 38)	Different from item 23 or item 23 blank. . . . . <input type="radio"/> (Specify in 46A-46E)	1	1	1	1		
2	Wife . . . . .04	2	Female	No - 3+ stretches <input type="radio"/>	Current Armed Forces. . . . . <input type="radio"/>	2	2	2	2		
3	Own/Adopted. . . . .06	3				3	3	3	3		
4	Stepchild . . . . .06	4				4	4	4	4		
5	Grandchild . . . . .07	5				5	5	5	5		
6	Parent . . . . .08	6				6	6	6	6		
7	Brother/Sister . . . . .09	7				7	7	7	7		
8	Other rel. . . . .10	8				8	8	8	8		
9	Foster child . . . . .11	9				9	9	9	9		
	Non rel. . . . .12-14	0				0	0	0	0		
29A. Did ... work at a job or business at any time during 1992?				38. What was the main reason ... was not working or looking for work in the remaining weeks of 1992?		46A. For whom did ... work?		52A. At any time during 1992 did ... receive any State or Federal unemployment compensation?			
Yes <input type="radio"/> (Skip to 33) No <input checked="" type="radio"/>				Ill or disabled and unable to work <input type="radio"/>		Ref. <input type="radio"/> LINC <input type="radio"/>		Yes <input type="radio"/> No <input checked="" type="radio"/> (Skip to 53A)			
29B. Did ... do any temporary, part-time, or seasonal work even for few days during 1992?				Taking care of home or family. . . . . <input type="radio"/>				Any Supplemental Unemployment Benefits (SUB)? <input type="radio"/> Yes <input type="radio"/> No <input type="radio"/>			
Yes <input type="radio"/> (Skip to 33) No <input checked="" type="radio"/>				Going to school. . . . . <input type="radio"/>				Any Union unemployment or strike benefits? <input type="radio"/> Yes <input type="radio"/> No <input type="radio"/>			
30. Even though ... did not work in 1992, did he/she spend any time trying to find a job or on layoff?				Retired. . . . . <input type="radio"/>							
Yes <input type="radio"/> No <input checked="" type="radio"/> (Skip to 32)				No work available. . . . . <input type="radio"/>							
31. How many different weeks was ... looking for work or on layoff from a job?				Other (Specify) . . . . . <input type="radio"/>							
0 <input type="radio"/> 1 <input type="radio"/> 2 <input type="radio"/> 3 <input type="radio"/> 4 <input type="radio"/> 5 <input type="radio"/> 6 <input type="radio"/> 7 <input type="radio"/> 8 <input type="radio"/> 9 <input type="radio"/>											
(Mark weeks) →				39. For how many employers did ... work in 1992? If more than one at same time, only count it as one employer.		46B. What kind of business or industry is this?		52B. How much did ... receive in unemployment benefits during 1992?			
				1 <input type="radio"/> 2 <input type="radio"/> 3+ <input type="radio"/> (Ask 40)				\$ <input type="text"/>			
				40. In the weeks that ... worked, how many hours did ... usually work per week?		46C. What kind of work was ... doing?		52C. How much compensation did ... receive during 1992?			
				0 <input type="radio"/> 1 <input type="radio"/> 2 <input type="radio"/> 3 <input type="radio"/> 4 <input type="radio"/> 5 <input type="radio"/> 6 <input type="radio"/> 7 <input type="radio"/> 8 <input type="radio"/> 9 <input type="radio"/>				\$ <input type="text"/>			
32. What was the main reason ... did not work in 1992?				(Mark hours) →		46D. What were ...'s most important activities or duties?		53A. During 1992 did ... receive any Worker's Compensation payments or other payments as a result of a job related injury or illness? (Exclude sick pay and disability retirement)			
Ill or disabled and unable to work <input type="radio"/>				(Go to 41)				Yes <input type="radio"/> No <input checked="" type="radio"/> (Skip to 54)			
Retired. . . . . <input type="radio"/>				41. CHECK ITEM		46E. CLASS OF WORKER		53B. What was the source of these payments?			
Taking care of home or family. . . . . <input type="radio"/> (Skip to 52A)				Number of hours in item 40 is:		Private. . . . . P <input type="radio"/>		State Workers Compensation. . . . . <input type="radio"/>			
Going to school. . . . . <input type="radio"/>				1-34 <input type="radio"/> (Skip to 43)		Federal Gov't. F <input type="radio"/>		Employer or employer's insurance. . . . . <input type="radio"/>			
Could not find work. . . . . <input type="radio"/>				35+ <input type="radio"/> (Ask 42)		State Gov't. . . . . S <input type="radio"/>		Own insurance. . . . . <input type="radio"/>			
Doing something else. . . . . <input type="radio"/>				42. During 1992, were there one or more weeks in which ... worked less than 35 hours? Exclude time off with pay because of holidays, vacation, days off, or sickness.		Local Gov't. . . . . L <input type="radio"/>		Other. . . . . <input type="radio"/>			
				Yes <input type="radio"/> (Ask 43) No <input checked="" type="radio"/> (Skip to 45)				53C. How much compensation did ... receive during 1992?			
33. During 1992 in how many weeks did ... work even for a few hours? Include paid vacation and sick leave as work.				43. How many weeks did ... work less than 35 hours in 1992?		46F. What was ...'s net earnings from this business/farm after expenses during 1992? \$ <input type="text"/>		\$ <input type="text"/>			
0 <input type="radio"/> 1 <input type="radio"/> 2 <input type="radio"/> 3 <input type="radio"/> 4 <input type="radio"/> 5 <input type="radio"/> 6 <input type="radio"/> 7 <input type="radio"/> 8 <input type="radio"/> 9 <input type="radio"/>				0 <input type="radio"/> 1 <input type="radio"/> 2 <input type="radio"/> 3 <input type="radio"/> 4 <input type="radio"/> 5 <input type="radio"/> 6 <input type="radio"/> 7 <input type="radio"/> 8 <input type="radio"/> 9 <input type="radio"/>		All other employers? Yes <input type="radio"/> No <input type="radio"/>		His/her own business after expenses? Yes <input type="radio"/> No <input type="radio"/>		Now I want to ask some questions about where ... lived 1 year ago.	
(Mark weeks and Go to 34) →						His/her farm after expenses? Yes <input type="radio"/> No <input type="radio"/>		54. Was ... living in this house (apt.) 1 year ago; that is on March 1, 1992?			
34. CHECK ITEM				44. What was the main reason ... worked less than 35 hours per week?				Yes <input type="radio"/> (Next person) No <input checked="" type="radio"/> (Ask 55A)			
Number of weeks in item 33 is:				Could not find a full time job. . . . . <input type="radio"/>		50. CHECK ITEM Longest job (item 45) is farmer?		1. Name of State, foreign country, U.S. possession, etc. →			
1-49 <input type="radio"/> (Skip to 36)				Wanted to work part time or only able to work part time. . . . . <input type="radio"/>		Yes <input type="radio"/> No <input checked="" type="radio"/> (Skip to 52A)		2. Name of county →			
50-51 <input type="radio"/> (Ask 35)				Slack work or material shortage <input type="radio"/>				3. Name of city, town, village, etc. →			
52 <input type="radio"/> (Skip to 39)				Other. . . . . <input type="radio"/> (Ask 45)		51. Other than the farm income we have already talked about, did ... receive any income from agricultural work done for others, recreational services, or government farm programs other than loans? Yes <input type="radio"/> (Probe and make corrections to 48B or 49B) No <input type="radio"/> (Ask 52A)		B. Did ... live inside the limits of that city, town, village, etc.? Yes <input type="radio"/> No <input type="radio"/>			
35. Did ... lose any full weeks of work in 1992 because he/she was on layoff from a job or lost a job? Yes <input type="radio"/> No <input checked="" type="radio"/> (Skip to 39)											
36. You said ... worked about (entry in item 33) weeks in 1992. How many of the remaining (52 minus entry in item 33) weeks was ... looking for work or on layoff from a job? 0 <input type="radio"/> 1 <input type="radio"/> 2 <input type="radio"/> 3 <input type="radio"/> 4 <input type="radio"/> 5 <input type="radio"/> 6 <input type="radio"/> 7 <input type="radio"/> 8 <input type="radio"/> 9 <input type="radio"/>											
(Mark weeks and ask 37) →											
None <input type="radio"/> (Skip to 38)											

CIVILIAN 15+ AND CURRENT ARMED FORCES MEMBER, BEGIN WITH ITEM 29A				IND.	OCC.	ITEM 55
18A. LINE NUMBER	18B. RELATIONSHIP	18D. AGE	18C1. Sex	OFFICIAL	IND.	OCC.
0 0	Ref. per with other rels. .01	0 0	Male	0 0 0	0 0	0 0 0 0 0
1 1	Ref. per with no other rel. .02	0 0	Male	1 1 1	1 1 1	1 1 1 1 1
2 2	Husband .03	1 1	Male	2 2 2	2 2 2	2 2 2 2 2
3 3	Wife .04	2 2	Female	3 3 3	3 3 3	3 3 3 3 3
4 4	Own/Adopted .06	3 3	Female	4 4 4	4 4 4	4 4 4 4 4
5 5	Stepchild .06	4 4	Female	5 5 5	5 5 5	5 5 5 5 5
6 6	Grandchild .07	5 5	Female	6 6 6	6 6 6	6 6 6 6 6
7 7	Parent .08	6 6	Female	7 7 7	7 7 7	7 7 7 7 7
8 8	Brother/Sister .09	7 7	Female	8 8 8	8 8 8	8 8 8 8 8
9 9	Other rel. .10	8 8	Female	9 9 9	9 9 9	9 9 9 9 9
	Foster child .11	9 9	Female	UNC	UNC	UNC
	Non rel. .12-14	0 0	Female			
29A. Did ... work at a job or business at any time during 1992?				46A. For whom did ... work?		
Yes <input type="radio"/> (Skip to 33) No <input checked="" type="radio"/>				Same as item 23. <input type="radio"/> (Skip to 47)		
29B. Did ... do any temporary, part-time, or seasonal work even for few days during 1992?				Different from item 23 or item 23 blank. <input type="radio"/> (Specify in 46A-46E)		
Yes <input type="radio"/> (Skip to 33) No <input checked="" type="radio"/>				Current Armed Forces. <input type="radio"/> (Specify in 46A-46E)		
30. Even though ... did not work in 1992, did he/she spend any time trying to find a job or on layoff?				46B. What kind of business or industry is this?		
Yes <input checked="" type="radio"/> No <input type="radio"/> (Skip to 32)				-----		
31. How many different weeks was ... looking for work or on layoff from a job?				46C. What kind of work was ... doing?		
0 0 1 1 2 2 3 3 4 4 5 5 6 6 7 7 8 8 9 9				-----		
(Mark weeks) →				46D. What were ...'s most important activities or duties?		
32. What was the main reason ... did not work in 1992?				46E. CLASS OF WORKER		
Ill or disabled and unable to work <input type="radio"/>				Private. . . . . P <input type="radio"/> Self-employment		
Retired. . . . . <input type="radio"/>				Federal Gov't. F <input type="radio"/> Federal Gov't. . . . . S <input type="radio"/> (Ask 47) Inc. { Yes. . . . . I <input type="radio"/>		
Taking care of home or family. . . . . <input type="radio"/>				State Gov't. . . . . S <input type="radio"/> No. . . . . SE <input type="radio"/> (Ask 47)		
Going to school. . . . . <input type="radio"/>				Local Gov't. . . . . L <input type="radio"/> Without pay WP <input type="radio"/>		
Could not find work. . . . . <input type="radio"/>						
Doing something else. . . . . <input type="radio"/>						
(Skip to 52A)						
33. During 1992 in how many weeks did ... work even for a few hours?				47. Counting all locations where this employer operates, what is the total number of persons who work for ...'s employer?		
0 0 1 1 2 2 3 3 4 4 5 5 6 6 7 7 8 8 9 9				Under 10 <input type="radio"/> 10-24 <input type="radio"/> 25-99 <input type="radio"/> 100-499 <input type="radio"/> (Ask 48A or 48B) 500-999 <input type="radio"/> 1000+ <input type="radio"/>		
Include paid vacation and sick leave as work.				48A. How much did ... earn from this employer before deductions during 1992?		
(Mark weeks and Go to 34)				0 0 0 0 0 1 1 1 1 1 2 2 2 2 2 3 3 3 3 3 4 4 4 4 4 5 5 5 5 5 6 6 6 6 6 7 7 7 7 7 8 8 8 8 8 9 9 9 9 9		
34. CHECK ITEM				48B. What was ... net earnings from this business/farm after expenses during 1992? \$		
1-49 <input type="radio"/> (Skip to 36)				-----		
Number of weeks in item 33 is: 50-51 <input type="radio"/> (Ask 35)				48C. Does this amount include all tips, bonuses, overtime pay or commissions ... may have received?		
52 <input type="radio"/> (Skip to 39)				Yes <input type="radio"/> No <input type="radio"/> (Probe and make corrections to 48A)		
35. Did ... lose any full weeks of work in 1992 because he/she was on layoff from a job or lost a job?				49A. Did ... earn money from any other work he/she did during 1992?		
Yes <input type="radio"/> (Skip to 39)				Yes <input type="radio"/> No <input type="radio"/> (Skip to 50)		
No <input checked="" type="radio"/>				49B. How much did ... earn from:		
36. You said ... worked about (entry in item 33) weeks in 1992.				All other employers? His/her own business after expenses? His/her farm after expenses?		
How many of the remaining (52 minus entry in item 33) weeks was ... looking for work or on layoff from a job?				Yes <input type="radio"/> No <input type="radio"/> Yes <input type="radio"/> No <input type="radio"/> Yes <input type="radio"/> No <input type="radio"/>		
0 0 1 1 2 2 3 3 4 4 5 5 6 6 7 7 8 8 9 9				\$ \$ \$		
(Mark weeks and ask 37)				49C. How much compensation did ... receive during 1992?		
None <input type="radio"/> (Skip to 38)				0 0 0 0 0 1 1 1 1 1 2 2 2 2 2 3 3 3 3 3 4 4 4 4 4 5 5 5 5 5 6 6 6 6 6 7 7 7 7 7 8 8 8 8 8 9 9 9 9 9		
37. Were the (entry in item 36) weeks ... was looking for work (or on layoff) all in one stretch?				Now I want to ask some questions about where ... lived 1 year ago.		
Yes - 1 stretch <input type="radio"/>				54. Was ... living in this house (apt.) 1 year ago, that is on March 1, 1992?		
No - 2 stretches <input type="radio"/> (Go to 38)				Yes <input type="radio"/> (Next person) No <input type="radio"/> (Ask 55A)		
No - 3+ stretches <input type="radio"/>				55A. Where did ... live on March 1, 1992?		
(If the entries in items 33 and 36 add to 52 weeks, skip to item 39. If not, ask 38)				1. Name of State, foreign country, U.S. possession, etc. →		
38. What was the main reason ... was not working or looking for work in the remaining weeks of 1992?				2. Name of county →		
Ill or disabled and unable to work <input type="radio"/>				3. Name of city, town, village, etc. →		
Taking care of home or family. . . . . <input type="radio"/>				B. Did ... live inside the limits of that city, town, village, etc.?		
Going to school. . . . . <input type="radio"/>				Yes <input type="radio"/> No <input type="radio"/>		
Retired. . . . . <input type="radio"/>						
No work available. . . . . <input type="radio"/>						
Other (Specify) . . . . . <input type="radio"/>						
(Ask 45)						
39. For how many employers did ... work in 1992? If more than one at same time, only count it as one employer.				50. CHECK ITEM Longest job (item 45) is farmer?		
1 <input type="radio"/> (Ask 40)				Yes <input type="radio"/> No <input type="radio"/> (Skip to 52A)		
2 <input type="radio"/>				51. Other than the farm income we have already talked about, did ... receive any income from agricultural work done for others, recreational services, or government farm programs other than loans?		
3+ <input type="radio"/>				Yes <input type="radio"/> (Probe and make corrections to 48B or 49B)		
40. In the weeks that ... worked, how many hours did ... usually work per week?				No <input type="radio"/> (Ask 52A)		
0 0 1 1 2 2 3 3 4 4 5 5 6 6 7 7 8 8 9 9						
(Mark hours) →						
41. CHECK ITEM						
Number of hours in item 40 is:						
1-34 <input type="radio"/> (Skip to 43)						
35+ <input type="radio"/> (Ask 42)						
42. During 1992, were there one or more weeks in which ... worked less than 35 hours? Exclude time off with pay because of holidays, vacation, days off, or sickness.						
Yes <input type="radio"/> (Ask 43)						
No <input checked="" type="radio"/> (Skip to 45)						
43. How many weeks did ... work less than 35 hours in 1992?						
0 0 1 1 2 2 3 3 4 4 5 5 6 6 7 7 8 8 9 9						
(Mark weeks) →						
44. What was the main reason ... worked less than 35 hours per week?						
Could not find a full time job. <input type="radio"/>						
Wanted to work part time or only able to work part time. <input type="radio"/>						
Slack work or material shortage <input type="radio"/>						
Other. . . . . <input type="radio"/>						
(Ask 45)						



CIVILIAN 15+ AND CURRENT ARMED FORCES MEMBER, BEGIN WITH ITEM 29A

18A. LINE NUMBER	18B. RELATIONSHIP	18D. AGE	18G1. Sex	37. Were the (entry in item 35) weeks ... was looking for work (or on layoff) all in one stretch?	45. What was ...'s longest job during 1992? (Compare with entry in CPS-1 item 23)	IND.	OCC.	ITEM 55	
0 0	Ref. per. with other rels. .01 0			Yes - 1 stretch 0 No - 2 stretches 0 } (Go to 38) No - 0+ stretches 0 } (If the entries in items 33 and 36 add to 52 weeks, skip to item 39. If not, ask 38) 38. What was the main reason ... was not working or looking for work in the remaining weeks of 1992? Ill or disabled and unable to work 0 Taking care of home or family. . . . 0 Going to school . . . . . 0 Retired . . . . . 0 No work available. . . . . 0 Other (Specify) . . . . . 0	Same as item 23. . . . . 0 (Skip to 47) Different from item 23 or item 23 blank. . . . . 0 (Specify in 46A-46E) Current Armed Forces. . . . . 0	0 0 0 0 1 1 1 1 2 2 2 2 3 3 3 3 4 4 4 4 5 5 5 5 6 6 6 6 7 7 7 7 8 8 8 8 9 9 9 9 Ref. 0 UNC 0	0 0 0 0 0 0 1 1 1 1 1 1 2 2 2 2 2 2 3 3 3 3 3 3 4 4 4 4 4 4 5 5 5 5 5 5 6 6 6 6 6 6 7 7 7 7 7 7 8 8 8 8 8 8 9 9 9 9 9 9 Ref. 0 UNC 0		
1 1	Husband . . . . .03 1 I		Male						
2 2	Wife . . . . .04 0 2		Female						
3 3	Own/Adopted. . . . .05 0 3								
4 4	Stepchild . . . . .06 0 4								
5 5	Grandchild . . . . .07 0 5								
6 6	Parent . . . . .08 0 6								
7 7	Brother/Sister . . . . .09 0 7								
8 8	Other rel. . . . .10 0 8								
9 9	Foster child . . . . .11 0 9								
	Non rel. . . . .12-14 0								
29A. Did ... work at a job or business at any time during 1992? Yes 0 (Skip to 33) No 0 7				39. For how many employers did ... work in 1992? If more than one at same time, only count it as one employer. 1 0 } (Ask 40) 2 0 } 3+ 0 }		46A. CLASS OF WORKER Private . . . . . P 0 Self-employment Federal Gov't. F 0 (YASR 47) Inc. Yes . . . . . I 0 State Gov't. . . . . S 0 No . . . . . SE 0 (YASR 47) Local Gov't. . . . . L 0 Without pay WP 0		52A. At any time during 1992 did ... receive any State or Federal unemployment compensation? Yes 0 No 0 (Skip to 53A)	
29B. Did ... do any temporary, part-time, or seasonal work even for few days during 1992? Yes 0 (Skip to 33) No 0 7				40. In the weeks that ... worked, how many hours did ... usually work per week? 1 0 } 2 0 } 3 0 } 4 0 } 5 0 } 6 0 } 7 0 } 8 0 } 9 0 }		46B. What kind of business or industry is this?		Any Supplemental Unemployment Benefits (SUB)? Yes 0 No 0 Any Union unemployment or strike benefits? Yes 0 No 0	
30. Even though ... did not work in 1992, did he/she spend any time trying to find a job or on layoff? Yes 0 7 No 0 (Skip to 32)				41. CHECK ITEM Number of hours in item 40 is: 1-34 0 (Skip to 43) 35+ 0 (Ask 42)		46C. What kind of work was ... doing?		52B. How much did ... receive in unemployment benefits during 1992? \$ [ ] 0 0 0 0 0 0 1 1 1 1 1 1 2 2 2 2 2 2 3 3 3 3 3 3 4 4 4 4 4 4 5 5 5 5 5 5 6 6 6 6 6 6 7 7 7 7 7 7 8 8 8 8 8 8 9 9 9 9 9 9	
31. How many different weeks was ... looking for work or on layoff from a job? [ ] (Mark weeks) → 0 0 1 1 2 2 3 3 4 4 5 5 6 6 7 7 8 8 9 9				42. During 1992, were there one or more weeks in which ... worked less than 35 hours? Exclude time off with pay because of holidays, vacation, days off, or sickness. Yes 0 (Ask 43) No 0 (Skip to 45)		46D. What were ...'s most important activities or duties?		52C. How much compensation did ... receive during 1992? \$ [ ] 0 0 0 0 0 0 1 1 1 1 1 1 2 2 2 2 2 2 3 3 3 3 3 3 4 4 4 4 4 4 5 5 5 5 5 5 6 6 6 6 6 6 7 7 7 7 7 7 8 8 8 8 8 8 9 9 9 9 9 9 Now I want to ask some questions about where ... lived 1 year ago.	
32. What was the main reason ... did not work in 1992? Ill or disabled and unable to work 0 Retired . . . . . 0 Taking care of home or family . . . . . 0 (Skip to 52A) Going to school . . . . . 0 Could not find work . . . . . 0 Doing something else . . . . . 0				43. How many weeks did ... work less than 35 hours in 1992? 0 0 1 1 2 2 3 3 4 4 5 5 6 6 7 7 8 8 9 9		46E. Does this amount include all tips, bonuses, overtime pay or commissions ... may have received? Yes 0 No 0 (Probe and make corrections to 48A) Lost money 0		53A. During 1992 did ... receive any Worker's Compensation payments or other payments as a result of a job related injury or illness? (Exclude sick pay and disability retirement) Yes 0 7 No 0 (Skip to 54)	
33. During 1992 in how many weeks did ... work even for a few hours? Include paid vacation and sick leave as work. [ ] (Mark weeks and Go to 34) → 0 0 1 1 2 2 3 3 4 4 5 5 6 6 7 7 8 8 9 9				44. What was the main reason ... worked less than 35 hours per week? Could not find a full time job . . . . . 0 Wanted to work part time or only able to work part time . . . . . 0 Slack work or material shortage 0 Other . . . . . 0 (Ask 45)		47. Counting all locations where this employer operates, what is the total number of persons who work for ...'s employer? (Read categories if necessary) Under 10 0 10-24 0 25-99 0 (Ask 48A or 48B) 100-499 0 500-999 0 1000+ 0		53B. What was the source of these payments? State Workers Compensation . . . . . 0 Employer or employer's insurance 0 Own insurance . . . . . 0 Other . . . . . 0	
34. CHECK ITEM Number of weeks in item 33 is: 1-49 0 (Skip to 36) 50-51 0 (Ask 35) 52 0 (Skip to 39)				45. CHECK ITEM Longest job (item 45) is farmer? Yes 0 7 No 0 (Skip to 52A)		48. How much did ... earn from: All other employers? His/her own business after expenses? His/her farm after expenses? Yes 0 No 0 Yes 0 No 0 Yes 0 No 0 \$ [ ] \$ [ ] \$ [ ] 0 0 0 0 0 0 0 0 0 0 1 1 1 1 1 1 1 1 1 1 2 2 2 2 2 2 2 2 2 2 3 3 3 3 3 3 3 3 3 3 4 4 4 4 4 4 4 4 4 4 5 5 5 5 5 5 5 5 5 5 6 6 6 6 6 6 6 6 6 6 7 7 7 7 7 7 7 7 7 7 8 8 8 8 8 8 8 8 8 8 9 9 9 9 9 9 9 9 9 9 Lost money 0 Lost money 0		53C. How much compensation did ... receive during 1992? \$ [ ] 0 0 0 0 0 0 1 1 1 1 1 1 2 2 2 2 2 2 3 3 3 3 3 3 4 4 4 4 4 4 5 5 5 5 5 5 6 6 6 6 6 6 7 7 7 7 7 7 8 8 8 8 8 8 9 9 9 9 9 9	
35. Did ... lose any full weeks of work in 1992 because he/she was on layoff from a job or lost a job? Yes 0 } (Skip to 39) No 0 }				46. CHECK ITEM Longest job (item 45) is farmer? Yes 0 7 No 0 (Skip to 52A)		49. Did ... earn money from any other work he/she did during 1992? Yes 0 No 0 (Skip to 50)		54. Was ... living in this house (apt.) 1 year ago, that is on March 1, 1992? Yes 0 (Next person) No 0 (Ask 55A)	
36. You said ... worked about (entry in item 33) weeks in 1992. How many of the remaining (52 minus entry in item 33) weeks was ... looking for work or on layoff from a job? [ ] (Mark weeks and ask 37) → 0 0 1 1 2 2 3 3 4 4 5 5 6 6 7 7 8 8 9 9 None 0 (Skip to 38)				49. Did ... earn money from any other work he/she did during 1992? Yes 0 No 0 (Skip to 50)		50. CHECK ITEM Longest job (item 45) is farmer? Yes 0 7 No 0 (Skip to 52A)		55A. Where did ... live on March 1, 1992? 1. Name of State, foreign country, U.S. possession, etc. → 2. Name of county → 3. Name of city, town, village, etc. → B. Did ... live inside the limits of that city, town, village, etc.? Yes 0 No 0	

COMPLETE LINE NUMBER FOR ALL PERSONS 15+ BEFORE BEGINNING QUESTIONS ON EACH PAGE (NAME IS OPTIONAL)

NAME (Optional)	Page 3	Page 4	Page 5	Page 6
LINE NUMBER (Item 18A)	0 0 1 1 2 2 3 3 4 5 6 7 8 9	0 0 1 1 2 2 3 3 4 5 6 7 8 9	0 0 1 1 2 2 3 3 4 5 6 7 8 9	0 0 1 1 2 2 3 3 4 5 6 7 8 9
56. DURING 1992 DID ANYONE IN THIS HOUSEHOLD RECEIVE 56A. Any Social Security payments from the U.S. Government? Yes <input checked="" type="radio"/> 7 No <input type="radio"/> (Skip to 57A)				
56B. Who received Social Security payments either for themselves or as combined payments with other family members? (Anyone else?) Yes <input type="radio"/> No <input type="radio"/>	Yes <input type="radio"/> No <input type="radio"/>	Yes <input type="radio"/> No <input type="radio"/>	Yes <input type="radio"/> No <input type="radio"/>	Yes <input type="radio"/> No <input type="radio"/>
Complete 56C for each person with a "Yes" in 56B 56C. How much did . . . receive in Social Security payments during 1992? (separate combined payments) NOTE: Social Security checks usually arrive on the 3rd of every month in a gold colored envelope. Amount should be before the Medicare deduction, which is \$31.80/month. (Go to 56C for next person with "Yes" in 56B or go to 56D)	\$ <input type="text"/> 0 0 0 0 0 1 1 1 1 1 2 2 2 2 2 3 3 3 3 3 4 4 4 4 4 5 5 5 5 5 6 6 6 6 6 7 7 7 7 7 8 8 8 8 8 9 9 9 9 9 <input type="radio"/> Already included	\$ <input type="text"/> 0 0 0 0 0 1 1 1 1 1 2 2 2 2 2 3 3 3 3 3 4 4 4 4 4 5 5 5 5 5 6 6 6 6 6 7 7 7 7 7 8 8 8 8 8 9 9 9 9 9 <input type="radio"/> Already included	\$ <input type="text"/> 0 0 0 0 0 1 1 1 1 1 2 2 2 2 2 3 3 3 3 3 4 4 4 4 4 5 5 5 5 5 6 6 6 6 6 7 7 7 7 7 8 8 8 8 8 9 9 9 9 9 <input type="radio"/> Already included	\$ <input type="text"/> 0 0 0 0 0 1 1 1 1 1 2 2 2 2 2 3 3 3 3 3 4 4 4 4 4 5 5 5 5 5 6 6 6 6 6 7 7 7 7 7 8 8 8 8 8 9 9 9 9 9 <input type="radio"/> Already included
56D. CHECK ITEM <input type="radio"/> Children under 23 present - (Ask 56E) <input type="radio"/> No children under 23 present - (Skip to 57)				
56E. Did anyone in this household receive any separate Social Security payments which we have not talked about for the children in this household? Yes <input type="radio"/> No <input checked="" type="radio"/> (If "Yes," make necessary changes to include this amount in 56C for person receiving)				
57. DURING 1992 DID ANYONE IN THIS HOUSEHOLD RECEIVE: 57A. Any SSI payments, that is, Supplemental Security Income? Yes <input checked="" type="radio"/> 7 No <input type="radio"/> (Go to next page)				
57B. Who received SSI? (Anyone else?) (Complete 57C for each person with "Yes" in 57B)	Yes <input type="radio"/> No <input type="radio"/>	Yes <input type="radio"/> No <input type="radio"/>	Yes <input type="radio"/> No <input type="radio"/>	Yes <input type="radio"/> No <input type="radio"/>
57C. How much did . . . receive in Supplemental Security Income during 1992? (Include both Federal and State SSI) NOTE: Federal SSI checks usually arrive on the first of every month in a blue colored envelope. (Go to 57C for next person with "Yes" in 57B or go to next page)	\$ <input type="text"/> 0 0 0 0 1 1 1 1 2 2 2 2 3 3 3 3 4 4 4 4 5 5 5 5 6 6 6 6 7 7 7 7 8 8 8 8 9 9 9 9 <input type="radio"/> Already included	\$ <input type="text"/> 0 0 0 0 1 1 1 1 2 2 2 2 3 3 3 3 4 4 4 4 5 5 5 5 6 6 6 6 7 7 7 7 8 8 8 8 9 9 9 9 <input type="radio"/> Already included	\$ <input type="text"/> 0 0 0 0 1 1 1 1 2 2 2 2 3 3 3 3 4 4 4 4 5 5 5 5 6 6 6 6 7 7 7 7 8 8 8 8 9 9 9 9 <input type="radio"/> Already included	\$ <input type="text"/> 0 0 0 0 1 1 1 1 2 2 2 2 3 3 3 3 4 4 4 4 5 5 5 5 6 6 6 6 7 7 7 7 8 8 8 8 9 9 9 9 <input type="radio"/> Already included
Annual total for Social Security or Federal SSI = last check x 11.65				

NAME (Optional)				
LINE NUMBER (Item 18A)	Page 3	Page 4	Page 5	Page 6
<b>58. Check Item</b> Entry in control card Item 29 is: \$50,000 or more ..... <input type="radio"/> (Skip to Item 60) Under \$50,000, NA or Ref. <input checked="" type="radio"/>				
<b>59. AT ANY TIME DURING 1992, EVEN FOR ONE MONTH, DID ANYONE IN THIS HOUSEHOLD RECEIVE:</b> <b>59A. Any public assistance or welfare payments from the State or local welfare office?</b> Yes <input checked="" type="radio"/> No <input type="radio"/> (Skip to 60A)	<input checked="" type="checkbox"/>	<input checked="" type="checkbox"/>	<input checked="" type="checkbox"/>	<input checked="" type="checkbox"/>
<b>59B. Who received these payments? (Anyone else?)</b> Yes <input type="checkbox"/> No <input type="checkbox"/>	Yes <input type="checkbox"/> No <input type="checkbox"/>	Yes <input type="checkbox"/> No <input type="checkbox"/>	Yes <input type="checkbox"/> No <input type="checkbox"/>	Yes <input type="checkbox"/> No <input type="checkbox"/>
(Complete 59C to 59E for each person with a "Yes" in 59B) <b>59C. Did ... receive AFDC (ADC) or some other type of assistance payments?</b>	<input type="radio"/> AFDC (ADC) <input type="radio"/> Other <input type="radio"/> Both	<input type="radio"/> AFDC (ADC) <input type="radio"/> Other <input type="radio"/> Both	<input type="radio"/> AFDC (ADC) <input type="radio"/> Other <input type="radio"/> Both	<input type="radio"/> AFDC (ADC) <input type="radio"/> Other <input type="radio"/> Both
<b>59D. In how many months of 1992 did ... receive these payments?</b>	<input type="text"/> Months <input type="radio"/> 1 <input type="radio"/> 2 3 4 5 6 7 8 9	<input type="text"/> Months <input type="radio"/> 1 <input type="radio"/> 2 3 4 5 6 7 8 9	<input type="text"/> Months <input type="radio"/> 1 <input type="radio"/> 2 3 4 5 6 7 8 9	<input type="text"/> Months <input type="radio"/> 1 <input type="radio"/> 2 3 4 5 6 7 8 9
<b>59E. How much did ... receive in public assistance or welfare during 1992?</b> (Ask 59C to 59E for next person with "Yes" in 59B or ask 60)	\$ <input type="text"/> <input type="radio"/> 0 <input type="radio"/> 1 <input type="radio"/> 2 <input type="radio"/> 3 <input type="radio"/> 4 <input type="radio"/> 5 <input type="radio"/> 6 <input type="radio"/> 7 <input type="radio"/> 8 <input type="radio"/> 9	\$ <input type="text"/> <input type="radio"/> 0 <input type="radio"/> 1 <input type="radio"/> 2 <input type="radio"/> 3 <input type="radio"/> 4 <input type="radio"/> 5 <input type="radio"/> 6 <input type="radio"/> 7 <input type="radio"/> 8 <input type="radio"/> 9	\$ <input type="text"/> <input type="radio"/> 0 <input type="radio"/> 1 <input type="radio"/> 2 <input type="radio"/> 3 <input type="radio"/> 4 <input type="radio"/> 5 <input type="radio"/> 6 <input type="radio"/> 7 <input type="radio"/> 8 <input type="radio"/> 9	\$ <input type="text"/> <input type="radio"/> 0 <input type="radio"/> 1 <input type="radio"/> 2 <input type="radio"/> 3 <input type="radio"/> 4 <input type="radio"/> 5 <input type="radio"/> 6 <input type="radio"/> 7 <input type="radio"/> 8 <input type="radio"/> 9
<b>60. AT ANY TIME DURING 1992 DID ANYONE IN THIS HOUSEHOLD RECEIVE:</b> <b>60A. Any Veterans' (VA) payments?</b> Yes <input checked="" type="radio"/> No <input type="radio"/> (Go to next page)				
<b>60B. Who received Veterans' (VA) payments? (Anyone else?)</b> Yes <input checked="" type="checkbox"/> No <input type="checkbox"/>	Yes <input checked="" type="checkbox"/> No <input type="checkbox"/>	Yes <input checked="" type="checkbox"/> No <input type="checkbox"/>	Yes <input checked="" type="checkbox"/> No <input type="checkbox"/>	Yes <input checked="" type="checkbox"/> No <input type="checkbox"/>
(Complete 60C to 60E for each person with a "Yes" in 60B) <b>60C. What type of Veterans' payments did ... receive? (Mark all that apply)</b>	<input type="checkbox"/> Service-connected disability compensation <input type="checkbox"/> Survivor Benefits <input type="checkbox"/> Veterans' pension <input type="checkbox"/> Educational assistance <input type="checkbox"/> Other Veterans' payments	<input type="checkbox"/> Service-connected disability compensation <input type="checkbox"/> Survivor Benefits <input type="checkbox"/> Veterans' pension <input type="checkbox"/> Educational assistance <input type="checkbox"/> Other Veterans' payments	<input type="checkbox"/> Service-connected disability compensation <input type="checkbox"/> Survivor Benefits <input type="checkbox"/> Veterans' pension <input type="checkbox"/> Educational assistance <input type="checkbox"/> Other Veterans' payments	<input type="checkbox"/> Service-connected disability compensation <input type="checkbox"/> Survivor Benefits <input type="checkbox"/> Veterans' pension <input type="checkbox"/> Educational assistance <input type="checkbox"/> Other Veterans' payments
<b>60D. Is ... required to fill out an annual income questionnaire for the Department of Veterans' Affairs?</b>	Yes <input type="checkbox"/> No <input type="checkbox"/>	Yes <input type="checkbox"/> No <input type="checkbox"/>	Yes <input type="checkbox"/> No <input type="checkbox"/>	Yes <input type="checkbox"/> No <input type="checkbox"/>
<b>60E. How much did ... receive in Veterans' (VA) payments during 1992?</b> (Ask 60C to 60E for next person with "Yes" in 60B or go to next page)	\$ <input type="text"/> <input type="radio"/> 0 <input type="radio"/> 1 <input type="radio"/> 2 <input type="radio"/> 3 <input type="radio"/> 4 <input type="radio"/> 5 <input type="radio"/> 6 <input type="radio"/> 7 <input type="radio"/> 8 <input type="radio"/> 9	\$ <input type="text"/> <input type="radio"/> 0 <input type="radio"/> 1 <input type="radio"/> 2 <input type="radio"/> 3 <input type="radio"/> 4 <input type="radio"/> 5 <input type="radio"/> 6 <input type="radio"/> 7 <input type="radio"/> 8 <input type="radio"/> 9	\$ <input type="text"/> <input type="radio"/> 0 <input type="radio"/> 1 <input type="radio"/> 2 <input type="radio"/> 3 <input type="radio"/> 4 <input type="radio"/> 5 <input type="radio"/> 6 <input type="radio"/> 7 <input type="radio"/> 8 <input type="radio"/> 9	\$ <input type="text"/> <input type="radio"/> 0 <input type="radio"/> 1 <input type="radio"/> 2 <input type="radio"/> 3 <input type="radio"/> 4 <input type="radio"/> 5 <input type="radio"/> 6 <input type="radio"/> 7 <input type="radio"/> 8 <input type="radio"/> 9



NAME (Optional)	Page 3	Page 4	Page 5	Page 6
LINE NUMBER (Item 18A)				
62A. Does anyone in this household have a health problem or disability which prevents them from working or which limits the kind or amount of work they can do?  Yes <input type="radio"/> No <input type="radio"/> (Skip to 63A)				
62B. Who is that? (Anyone else?)	Yes <input type="radio"/> No <input type="radio"/>	Yes <input type="radio"/> No <input type="radio"/>	Yes <input type="radio"/> No <input type="radio"/>	Yes <input type="radio"/> No <input type="radio"/>
63A. Is there anyone in this household who ever retired or left a job for health reasons?  Yes <input type="radio"/> No <input type="radio"/> (Skip to 64A)				
63B. Who is that? (Anyone else?)	Yes <input type="radio"/> No <input type="radio"/>	Yes <input type="radio"/> No <input type="radio"/>	Yes <input type="radio"/> No <input type="radio"/>	Yes <input type="radio"/> No <input type="radio"/>
64A. CHECK ITEM <input type="radio"/> "No" to both 62A and 63A (Skip to next page) <input type="radio"/> "Yes" in either 62A or 63A				
(Complete 64B to 64G for each person with a "Yes" in either 62B or 63B) 64B. (Other than Social Security or VA benefits), did ... receive any income in 1992 as a result of this health problem (disability/handicap)?	Yes <input type="radio"/> No <input type="radio"/> (Ask 64B for next person with "Yes" in 62B or 63B or skip to next page)	Yes <input type="radio"/> No <input type="radio"/> (Ask 64B for next person with "Yes" in 62B or 63B or skip to next page)	Yes <input type="radio"/> No <input type="radio"/> (Ask 64B for next person with "Yes" in 62B or 63B or skip to next page)	Yes <input type="radio"/> No <input type="radio"/> (Ask 64B for next person with "Yes" in 62B or 63B or skip to next page)
64C. What was the source of this income? (Any other income related to this health condition or disability?) 01. Worker's compensation ..... 02. Company or union disability ..... 03. Federal Government (Civil Service) disability ..... 04. U.S. military retirement disability ..... 05. State or local gov't. employee disability ..... 06. U.S. Railroad Retirement disability ..... 07. Accident or disability insurance ..... 08. Black Lung miner's disability ..... 09. State temporary sickness ..... 10. Other or don't know (Specify in notes) .....	Yes <input type="radio"/> No <input type="radio"/> Yes <input type="radio"/> No <input type="radio"/> Yes <input type="radio"/> No <input type="radio"/> Yes <input type="radio"/> No <input type="radio"/> Yes <input type="radio"/> No <input type="radio"/> Yes <input type="radio"/> No <input type="radio"/> Yes <input type="radio"/> No <input type="radio"/> Yes <input type="radio"/> No <input type="radio"/> Yes <input type="radio"/> No <input type="radio"/> Yes <input type="radio"/> No <input type="radio"/>	Yes <input type="radio"/> No <input type="radio"/> Yes <input type="radio"/> No <input type="radio"/> Yes <input type="radio"/> No <input type="radio"/> Yes <input type="radio"/> No <input type="radio"/> Yes <input type="radio"/> No <input type="radio"/> Yes <input type="radio"/> No <input type="radio"/> Yes <input type="radio"/> No <input type="radio"/> Yes <input type="radio"/> No <input type="radio"/> Yes <input type="radio"/> No <input type="radio"/> Yes <input type="radio"/> No <input type="radio"/>	Yes <input type="radio"/> No <input type="radio"/> Yes <input type="radio"/> No <input type="radio"/> Yes <input type="radio"/> No <input type="radio"/> Yes <input type="radio"/> No <input type="radio"/> Yes <input type="radio"/> No <input type="radio"/> Yes <input type="radio"/> No <input type="radio"/> Yes <input type="radio"/> No <input type="radio"/> Yes <input type="radio"/> No <input type="radio"/> Yes <input type="radio"/> No <input type="radio"/> Yes <input type="radio"/> No <input type="radio"/>	Yes <input type="radio"/> No <input type="radio"/> Yes <input type="radio"/> No <input type="radio"/> Yes <input type="radio"/> No <input type="radio"/> Yes <input type="radio"/> No <input type="radio"/> Yes <input type="radio"/> No <input type="radio"/> Yes <input type="radio"/> No <input type="radio"/> Yes <input type="radio"/> No <input type="radio"/> Yes <input type="radio"/> No <input type="radio"/> Yes <input type="radio"/> No <input type="radio"/> Yes <input type="radio"/> No <input type="radio"/>
(Complete 64D & 64E for first "Yes" in 64C) 64D. Income Source Code	<input type="radio"/> I <input type="radio"/> 1 2 3 4 5 6 7 8 9	<input type="radio"/> I <input type="radio"/> 1 2 3 4 5 6 7 8 9	<input type="radio"/> I <input type="radio"/> 1 2 3 4 5 6 7 8 9	<input type="radio"/> I <input type="radio"/> 1 2 3 4 5 6 7 8 9
64E. How much did ... receive from ... during 1992? (read source)  (Complete 64F and 64G for next income source marked or go to 64B for next person with "Yes" in either 62B or 63B or go to next page)	\$ <input type="text"/> 00000 11111 22222 33333 44444 55555 66666 77777 88888 99999	\$ <input type="text"/> 00000 11111 22222 33333 44444 55555 66666 77777 88888 99999	\$ <input type="text"/> 00000 11111 22222 33333 44444 55555 66666 77777 88888 99999	\$ <input type="text"/> 00000 11111 22222 33333 44444 55555 66666 77777 88888 99999
64F. Income Source Code	<input type="radio"/> I <input type="radio"/> 1 2 3 4 5 6 7 8 9	<input type="radio"/> I <input type="radio"/> 1 2 3 4 5 6 7 8 9	<input type="radio"/> I <input type="radio"/> 1 2 3 4 5 6 7 8 9	<input type="radio"/> I <input type="radio"/> 1 2 3 4 5 6 7 8 9
64G. How much did ... receive from ... during 1992?  (Go to 64B for next person with "Yes" in either 62B or 63B or go to next page)	\$ <input type="text"/> 00000 11111 22222 33333 44444 55555 66666 77777 88888 99999	\$ <input type="text"/> 00000 11111 22222 33333 44444 55555 66666 77777 88888 99999	\$ <input type="text"/> 00000 11111 22222 33333 44444 55555 66666 77777 88888 99999	\$ <input type="text"/> 00000 11111 22222 33333 44444 55555 66666 77777 88888 99999



NAME (Optional)	Page 3	Page 4	Page 5	Page 6
LINE NUMBER (Item 18A)				
<b>66. AT ANY TIME DURING 1992 DID ANYONE IN THIS HOUSEHOLD:</b> <b>66A. Have money in any kind of savings account or money market fund?</b> Yes <input type="radio"/> No <input type="radio"/> Have any bonds, treasury notes, IRA's or certificates of deposit? Yes <input type="radio"/> <input checked="" type="checkbox"/> No <input type="radio"/> Have an interest earning checking account or any other investments which pay interest? Yes <input type="radio"/> No <input type="radio"/> <i>(If "Yes" marked in any, ask 66B, otherwise skip to 67A)</i>				
<b>66B. Which members of this household had ...? (Anyone else?)</b> <i>(Include each in cases of joint accounts or ownership)</i> Yes <input type="radio"/> No <input type="radio"/> <i>(Ask 66C for each person with "Yes" in 66B)</i>	Yes <input type="radio"/> No <input type="radio"/>	Yes <input type="radio"/> No <input type="radio"/>	Yes <input type="radio"/> No <input type="radio"/>	Yes <input type="radio"/> No <input type="radio"/>
<b>66C. How much did ... receive in interest from these sources during 1992 including even small amounts credited to accounts? (Separate amounts for joint ownership)</b> <i>(Ask 66C for next person with "Yes" in 66B or ask 67)</i>	\$ <input type="text"/> I I I I I 2 2 2 2 2 3 3 3 3 3 4 4 4 4 4 <input checked="" type="checkbox"/> 5 5 5 5 5 <input type="checkbox"/> 6 6 6 6 6 <input type="checkbox"/> 7 7 7 7 7 <input type="checkbox"/> 8 8 8 8 8 <input type="checkbox"/> 9 9 9 9 9 <input type="checkbox"/> Already included	\$ <input type="text"/> I I I I I 2 2 2 2 2 3 3 3 3 3 4 4 4 4 4 <input checked="" type="checkbox"/> 5 5 5 5 5 <input type="checkbox"/> 6 6 6 6 6 <input type="checkbox"/> 7 7 7 7 7 <input type="checkbox"/> 8 8 8 8 8 <input type="checkbox"/> 9 9 9 9 9 <input type="checkbox"/> Already included	\$ <input type="text"/> I I I I I 2 2 2 2 2 3 3 3 3 3 4 4 4 4 4 <input checked="" type="checkbox"/> 5 5 5 5 5 <input type="checkbox"/> 6 6 6 6 6 <input type="checkbox"/> 7 7 7 7 7 <input type="checkbox"/> 8 8 8 8 8 <input type="checkbox"/> 9 9 9 9 9 <input type="checkbox"/> Already included	\$ <input type="text"/> I I I I I 2 2 2 2 2 3 3 3 3 3 4 4 4 4 4 <input checked="" type="checkbox"/> 5 5 5 5 5 <input type="checkbox"/> 6 6 6 6 6 <input type="checkbox"/> 7 7 7 7 7 <input type="checkbox"/> 8 8 8 8 8 <input type="checkbox"/> 9 9 9 9 9 <input type="checkbox"/> Already included
<b>67. AT ANY TIME DURING 1992 DID ANYONE IN THIS HOUSEHOLD:</b> <b>67A. Own any shares of stock in corporations (pause) or any mutual fund shares?</b> Yes <input type="radio"/> No <input checked="" type="radio"/> <i>(Skip to 68A)</i>				
<b>67B. Which members of this household? (Anyone else?)</b> <i>(Include each in cases of joint ownership)</i> Yes <input type="radio"/> No <input type="radio"/> <i>(Ask 67C for each person with "Yes" in 67B)</i>	Yes <input type="radio"/> No <input type="radio"/>	Yes <input type="radio"/> No <input type="radio"/>	Yes <input type="radio"/> No <input type="radio"/>	Yes <input type="radio"/> No <input type="radio"/>
<b>67C. How much did ... receive in dividends from stocks (mutual funds) during 1992? (separate amounts for joint ownership)</b> <i>(Ask 67C for next person marked "Yes" in 67B or ask 68)</i>	\$ <input type="text"/> I I I I I 2 2 2 2 2 3 3 3 3 3 4 4 4 4 4 <input checked="" type="checkbox"/> 5 5 5 5 5 <input type="checkbox"/> 6 6 6 6 6 <input type="checkbox"/> 7 7 7 7 7 <input type="checkbox"/> 8 8 8 8 8 <input type="checkbox"/> 9 9 9 9 9 <input type="checkbox"/> None <input type="checkbox"/> Already included	\$ <input type="text"/> I I I I I 2 2 2 2 2 3 3 3 3 3 4 4 4 4 4 <input checked="" type="checkbox"/> 5 5 5 5 5 <input type="checkbox"/> 6 6 6 6 6 <input type="checkbox"/> 7 7 7 7 7 <input type="checkbox"/> 8 8 8 8 8 <input type="checkbox"/> 9 9 9 9 9 <input type="checkbox"/> None <input type="checkbox"/> Already included	\$ <input type="text"/> I I I I I 2 2 2 2 2 3 3 3 3 3 4 4 4 4 4 <input checked="" type="checkbox"/> 5 5 5 5 5 <input type="checkbox"/> 6 6 6 6 6 <input type="checkbox"/> 7 7 7 7 7 <input type="checkbox"/> 8 8 8 8 8 <input type="checkbox"/> 9 9 9 9 9 <input type="checkbox"/> None <input type="checkbox"/> Already included	\$ <input type="text"/> I I I I I 2 2 2 2 2 3 3 3 3 3 4 4 4 4 4 <input checked="" type="checkbox"/> 5 5 5 5 5 <input type="checkbox"/> 6 6 6 6 6 <input type="checkbox"/> 7 7 7 7 7 <input type="checkbox"/> 8 8 8 8 8 <input type="checkbox"/> 9 9 9 9 9 <input type="checkbox"/> None <input type="checkbox"/> Already included
<b>68. DURING 1992 DID ANYONE IN THIS HOUSEHOLD:</b> <b>68A. Own any land, business property, apartments, or houses which were rented to others?</b> Yes <input type="radio"/> No <input type="radio"/> Receive income from royalties or from roomers or boarders? (Exclude amounts paid by relatives) Yes <input type="radio"/> <input checked="" type="checkbox"/> No <input type="radio"/> Receive income from estates or trusts? (Exclude estates or trusts already reported) Yes <input type="radio"/> No <input type="radio"/> <i>(If "Yes" marked in any, ask 68B, otherwise skip to next page)</i>				
<b>68B. Who received this rent (income)? (Anyone else?)</b> <i>(Include each in case of joint ownership)</i> Yes <input type="radio"/> No <input type="radio"/> <i>(Ask 68C for each person with "Yes" in 68B)</i>	Yes <input type="radio"/> No <input type="radio"/>	Yes <input type="radio"/> No <input type="radio"/>	Yes <input type="radio"/> No <input type="radio"/>	Yes <input type="radio"/> No <input type="radio"/>
<b>68C. How much did ... receive in income from rent (roomers or boarders, estates, trusts, or royalties) after expenses for 1992? (Separate amounts for joint ownership)</b>	\$ <input type="text"/> I I I I I 2 2 2 2 2 3 3 3 3 3 4 4 4 4 4 <input checked="" type="checkbox"/> 5 5 5 5 5 <input type="checkbox"/> 6 6 6 6 6 <input type="checkbox"/> 7 7 7 7 7 <input type="checkbox"/> 8 8 8 8 8 <input type="checkbox"/> 9 9 9 9 9 <input type="checkbox"/> Lost money <input type="checkbox"/> Already included	\$ <input type="text"/> I I I I I 2 2 2 2 2 3 3 3 3 3 4 4 4 4 4 <input checked="" type="checkbox"/> 5 5 5 5 5 <input type="checkbox"/> 6 6 6 6 6 <input type="checkbox"/> 7 7 7 7 7 <input type="checkbox"/> 8 8 8 8 8 <input type="checkbox"/> 9 9 9 9 9 <input type="checkbox"/> Lost money <input type="checkbox"/> Already included	\$ <input type="text"/> I I I I I 2 2 2 2 2 3 3 3 3 3 4 4 4 4 4 <input checked="" type="checkbox"/> 5 5 5 5 5 <input type="checkbox"/> 6 6 6 6 6 <input type="checkbox"/> 7 7 7 7 7 <input type="checkbox"/> 8 8 8 8 8 <input type="checkbox"/> 9 9 9 9 9 <input type="checkbox"/> Lost money <input type="checkbox"/> Already included	\$ <input type="text"/> I I I I I 2 2 2 2 2 3 3 3 3 3 4 4 4 4 4 <input checked="" type="checkbox"/> 5 5 5 5 5 <input type="checkbox"/> 6 6 6 6 6 <input type="checkbox"/> 7 7 7 7 7 <input type="checkbox"/> 8 8 8 8 8 <input type="checkbox"/> 9 9 9 9 9 <input type="checkbox"/> Lost money <input type="checkbox"/> Already included

NAME (Optional)				
LINE NUMBER (Item 15A)	Page 3	Page 4	Page 5	Page 6
61A. (Other than Social Security or VA benefits), did anyone in this household receive any income in 1992 from survivor or widow's pensions, estates, trusts, annuities, or any other survivor benefits?				
Yes <input type="radio"/> 7 <input checked="" type="checkbox"/> No <input type="radio"/> (Go to next page)				
61B. Who received this income? (Anyone else?)	Yes <input type="radio"/> No <input type="radio"/>	Yes <input type="radio"/> No <input type="radio"/>	Yes <input type="radio"/> No <input type="radio"/>	Yes <input type="radio"/> No <input type="radio"/>
(Complete 61C to 61G for each person with a "Yes" in 61B) 61C. What was the source of this income? (Any other widow or survivor income?)				
01. Company or union survivor pension (inc. profit sharing) ....	Yes <input type="radio"/> No <input type="radio"/>	Yes <input type="radio"/> No <input type="radio"/>	Yes <input type="radio"/> No <input type="radio"/>	Yes <input type="radio"/> No <input type="radio"/>
02. Federal Government (Civil Service) pension .....	Yes <input type="radio"/> No <input type="radio"/>	Yes <input type="radio"/> No <input type="radio"/>	Yes <input type="radio"/> No <input type="radio"/>	Yes <input type="radio"/> No <input type="radio"/>
03. U.S. Military retirement survivor pension .....	Yes <input type="radio"/> No <input type="radio"/>	Yes <input type="radio"/> No <input type="radio"/>	Yes <input type="radio"/> No <input type="radio"/>	Yes <input type="radio"/> No <input type="radio"/>
04. State or Local gov't. survivor pension .....	Yes <input type="radio"/> No <input type="radio"/>	Yes <input type="radio"/> No <input type="radio"/>	Yes <input type="radio"/> No <input type="radio"/>	Yes <input type="radio"/> No <input type="radio"/>
05. U.S. Railroad retirement survivor pension .....	Yes <input checked="" type="radio"/> No <input type="radio"/>	Yes <input checked="" type="radio"/> No <input type="radio"/>	Yes <input checked="" type="radio"/> No <input type="radio"/>	Yes <input checked="" type="radio"/> No <input type="radio"/>
06. Worker's compensation survivor pension .....	Yes <input type="radio"/> No <input type="radio"/>	Yes <input type="radio"/> No <input type="radio"/>	Yes <input type="radio"/> No <input type="radio"/>	Yes <input type="radio"/> No <input type="radio"/>
07. Black lung survivor pension .....	Yes <input type="radio"/> No <input type="radio"/>	Yes <input type="radio"/> No <input type="radio"/>	Yes <input type="radio"/> No <input type="radio"/>	Yes <input type="radio"/> No <input type="radio"/>
08. Regular payments from estates or trusts .....	Yes <input type="radio"/> No <input type="radio"/>	Yes <input type="radio"/> No <input type="radio"/>	Yes <input type="radio"/> No <input type="radio"/>	Yes <input type="radio"/> No <input type="radio"/>
09. Regular payments from annuities or paid-up insurance policies	Yes <input type="radio"/> No <input type="radio"/>	Yes <input type="radio"/> No <input type="radio"/>	Yes <input type="radio"/> No <input type="radio"/>	Yes <input type="radio"/> No <input type="radio"/>
10. Other or don't know (Specify in Notes) .....	Yes <input type="radio"/> No <input type="radio"/>	Yes <input type="radio"/> No <input type="radio"/>	Yes <input type="radio"/> No <input type="radio"/>	Yes <input type="radio"/> No <input type="radio"/>
(Complete 61D and 61E for first "Yes" in 61C) 61D. Income Source Code	<input type="radio"/> I <input type="radio"/> 1 2 3 4 5 6 7 8 9	<input type="radio"/> I <input type="radio"/> 1 2 3 4 5 6 7 8 9	<input type="radio"/> I <input type="radio"/> 1 2 3 4 5 6 7 8 9	<input type="radio"/> I <input type="radio"/> 1 2 3 4 5 6 7 8 9
61E. How much did ... receive in _____ (read source) during 1992?	\$ <input type="text"/> 0 0 0 0 0 1 1 1 1 1 2 2 2 2 2 3 3 3 3 3 4 4 4 4 4 5 5 5 5 5 6 6 6 6 6 7 7 7 7 7 8 8 8 8 8 9 9 9 9 9	\$ <input type="text"/> 0 0 0 0 0 1 1 1 1 1 2 2 2 2 2 3 3 3 3 3 4 4 4 4 4 5 5 5 5 5 6 6 6 6 6 7 7 7 7 7 8 8 8 8 8 9 9 9 9 9	\$ <input type="text"/> 0 0 0 0 0 1 1 1 1 1 2 2 2 2 2 3 3 3 3 3 4 4 4 4 4 5 5 5 5 5 6 6 6 6 6 7 7 7 7 7 8 8 8 8 8 9 9 9 9 9	\$ <input type="text"/> 0 0 0 0 0 1 1 1 1 1 2 2 2 2 2 3 3 3 3 3 4 4 4 4 4 5 5 5 5 5 6 6 6 6 6 7 7 7 7 7 8 8 8 8 8 9 9 9 9 9
(Complete 61F and 61G for next income source marked or go to 61C for next person with "Yes" in 61B or go to next page)				
61F. Income Source Code	<input type="radio"/> I <input type="radio"/> 1 2 3 4 5 6 7 8 9	<input type="radio"/> I <input type="radio"/> 1 2 3 4 5 6 7 8 9	<input type="radio"/> I <input type="radio"/> 1 2 3 4 5 6 7 8 9	<input type="radio"/> I <input type="radio"/> 1 2 3 4 5 6 7 8 9
61G. How much did ... receive in _____ (read source) during 1992?	\$ <input type="text"/> 0 0 0 0 0 1 1 1 1 1 2 2 2 2 2 3 3 3 3 3 4 4 4 4 4 5 5 5 5 5 6 6 6 6 6 7 7 7 7 7 8 8 8 8 8 9 9 9 9 9	\$ <input type="text"/> 0 0 0 0 0 1 1 1 1 1 2 2 2 2 2 3 3 3 3 3 4 4 4 4 4 5 5 5 5 5 6 6 6 6 6 7 7 7 7 7 8 8 8 8 8 9 9 9 9 9	\$ <input type="text"/> 0 0 0 0 0 1 1 1 1 1 2 2 2 2 2 3 3 3 3 3 4 4 4 4 4 5 5 5 5 5 6 6 6 6 6 7 7 7 7 7 8 8 8 8 8 9 9 9 9 9	\$ <input type="text"/> 0 0 0 0 0 1 1 1 1 1 2 2 2 2 2 3 3 3 3 3 4 4 4 4 4 5 5 5 5 5 6 6 6 6 6 7 7 7 7 7 8 8 8 8 8 9 9 9 9 9
(Go to 61C for next person with "Yes" in 61B or go to next page)				
NOTES:				
-----				
-----				
-----				
-----				
-----				



NAME (Optional)				
LINE NUMBER (Item 18A)	Page 3	Page 4	Page 5	Page 6
69A. During 1992 did anyone in this household attend school beyond the high school level including a college, university or other schools (including vocational, business, or trade schools)? Yes <input type="radio"/> No <input checked="" type="radio"/> (Go to next page)				
69B. Did anyone receive any educational assistance for tuition, fees, books, or living expenses during 1992? (Exclude loans, assistance from household members, and VA educational benefits) Yes <input type="radio"/> No <input checked="" type="radio"/> (Go to next page)				
69C. Which member received assistance? (Anyone else?)	Yes <input type="radio"/> No <input type="radio"/>	Yes <input type="radio"/> No <input type="radio"/>	Yes <input type="radio"/> No <input type="radio"/>	Yes <input type="radio"/> No <input type="radio"/>
(Complete 69D to 69H for each person with "Yes" in 69C)				
69D. What type of assistance did ... receive? (Any other assistance?)				
1. Pell Grant	Yes <input type="radio"/> No <input type="radio"/>	Yes <input type="radio"/> No <input type="radio"/>	Yes <input type="radio"/> No <input type="radio"/>	Yes <input type="radio"/> No <input type="radio"/>
2. Some other government assistance	Yes <input type="radio"/> No <input checked="" type="radio"/>	Yes <input type="radio"/> No <input checked="" type="radio"/>	Yes <input type="radio"/> No <input checked="" type="radio"/>	Yes <input type="radio"/> No <input checked="" type="radio"/>
3. Scholarships, grants, etc.	Yes <input type="radio"/> No <input type="radio"/>	Yes <input type="radio"/> No <input type="radio"/>	Yes <input type="radio"/> No <input type="radio"/>	Yes <input type="radio"/> No <input type="radio"/>
4. Other assistance (employers, friends, etc.) (Exclude assistance from household members)	Yes <input type="radio"/> No <input type="radio"/>	Yes <input type="radio"/> No <input type="radio"/>	Yes <input type="radio"/> No <input type="radio"/>	Yes <input type="radio"/> No <input type="radio"/>
69E. CHECK ITEM - Pell Grant marked "YES" in 69D?	Yes <input type="radio"/> (Ask 69F) No <input type="radio"/> (Skip to 69H)	Yes <input type="radio"/> (Ask 69F) No <input type="radio"/> (Skip to 69H)	Yes <input type="radio"/> (Ask 69F) No <input type="radio"/> (Skip to 69H)	Yes <input type="radio"/> (Ask 69F) No <input type="radio"/> (Skip to 69H)
69F. How much did ... receive in Pell Grants during 1992?	\$ <input type="text"/> 0 0 0 0 0 1 1 1 1 1 2 2 2 2 2 3 3 3 3 3 4 4 4 4 4 5 5 5 5 5 6 6 6 6 6 7 7 7 7 7 8 8 8 8 8 9 9 9 9 9	\$ <input type="text"/> 0 0 0 0 0 1 1 1 1 1 2 2 2 2 2 3 3 3 3 3 4 4 4 4 4 5 5 5 5 5 6 6 6 6 6 7 7 7 7 7 8 8 8 8 8 9 9 9 9 9	\$ <input type="text"/> 0 0 0 0 0 1 1 1 1 1 2 2 2 2 2 3 3 3 3 3 4 4 4 4 4 5 5 5 5 5 6 6 6 6 6 7 7 7 7 7 8 8 8 8 8 9 9 9 9 9	\$ <input type="text"/> 0 0 0 0 0 1 1 1 1 1 2 2 2 2 2 3 3 3 3 3 4 4 4 4 4 5 5 5 5 5 6 6 6 6 6 7 7 7 7 7 8 8 8 8 8 9 9 9 9 9
69G. CHECK ITEM - Sources other than Pell Grant marked "YES" in 69D?	Yes <input type="radio"/> (Ask 69H) No <input type="radio"/> (Skip to next person marked "Yes" in 69C or Go to next page)	Yes <input type="radio"/> (Ask 69H) No <input type="radio"/> (Skip to next person marked "Yes" in 69C or Go to next page)	Yes <input type="radio"/> (Ask 69H) No <input type="radio"/> (Skip to next person marked "Yes" in 69C or Go to next page)	Yes <input type="radio"/> (Ask 69H) No <input type="radio"/> (Skip to next person marked "Yes" in 69C or Go to next page)
69H. How much did ... receive in (other) educational assistance during 1992? (Go to 69D for next person marked "Yes" in 69C or Go to next page)	\$ <input type="text"/> 0 0 0 0 0 1 1 1 1 1 2 2 2 2 2 3 3 3 3 3 4 4 4 4 4 5 5 5 5 5 6 6 6 6 6 7 7 7 7 7 8 8 8 8 8 9 9 9 9 9	\$ <input type="text"/> 0 0 0 0 0 1 1 1 1 1 2 2 2 2 2 3 3 3 3 3 4 4 4 4 4 5 5 5 5 5 6 6 6 6 6 7 7 7 7 7 8 8 8 8 8 9 9 9 9 9	\$ <input type="text"/> 0 0 0 0 0 1 1 1 1 1 2 2 2 2 2 3 3 3 3 3 4 4 4 4 4 5 5 5 5 5 6 6 6 6 6 7 7 7 7 7 8 8 8 8 8 9 9 9 9 9	\$ <input type="text"/> 0 0 0 0 0 1 1 1 1 1 2 2 2 2 2 3 3 3 3 3 4 4 4 4 4 5 5 5 5 5 6 6 6 6 6 7 7 7 7 7 8 8 8 8 8 9 9 9 9 9
NOTES:				

NAME (Optional)	Page 3	Page 4	Page 5	Page 6
LINE NUMBER (from 16A)				
70. DURING 1992 DID ANYONE IN THIS HOUSEHOLD RECEIVE: 70A. Any child support payments? Yes <input type="radio"/> <b>7</b> <input checked="" type="checkbox"/> No <input type="radio"/> (Skip to 71A)				
70B. Who received these payments? (Anyone else?)	Yes <input type="radio"/> No <input type="radio"/>	Yes <input type="radio"/> No <input type="radio"/>	Yes <input type="radio"/> No <input type="radio"/>	Yes <input type="radio"/> No <input type="radio"/>
(Complete 70C for each person with a "Yes" in 70B) 70C. How much did ... receive in child support payments?  (Ask 70C for next person with "Yes" in 70B or ask 71)	\$ <input type="text"/> 00000 11111 22222 33333 44444 <input checked="" type="checkbox"/> 55555 66666 77777 88888 99999	\$ <input type="text"/> 00000 11111 22222 33333 44444 <input checked="" type="checkbox"/> 55555 66666 77777 88888 99999	\$ <input type="text"/> 00000 11111 22222 33333 44444 <input checked="" type="checkbox"/> 55555 66666 77777 88888 99999	\$ <input type="text"/> 00000 11111 22222 33333 44444 <input checked="" type="checkbox"/> 55555 66666 77777 88888 99999
71. DURING 1992 DID ANYONE IN THIS HOUSEHOLD RECEIVE: 71A. Any alimony payments? Yes <input type="radio"/> <b>7</b> <input checked="" type="checkbox"/> No <input type="radio"/> (Skip to 72A)				
71B. Who received these payments during 1992? (Anyone else?)	Yes <input type="radio"/> No <input type="radio"/>	Yes <input type="radio"/> No <input type="radio"/>	Yes <input type="radio"/> No <input type="radio"/>	Yes <input type="radio"/> No <input type="radio"/>
(Complete 71C for each person with a "Yes" in 71B) 71C. How much did ... receive in alimony payments during 1992?  (Ask 71C for next person with "Yes" in 71B or ask 72)	\$ <input type="text"/> 00000 11111 22222 33333 44444 <input checked="" type="checkbox"/> 55555 66666 77777 88888 99999	\$ <input type="text"/> 00000 11111 22222 33333 44444 <input checked="" type="checkbox"/> 55555 66666 77777 88888 99999	\$ <input type="text"/> 00000 11111 22222 33333 44444 <input checked="" type="checkbox"/> 55555 66666 77777 88888 99999	\$ <input type="text"/> 00000 11111 22222 33333 44444 <input checked="" type="checkbox"/> 55555 66666 77777 88888 99999
72. DURING 1992 DID ANYONE IN THIS HOUSEHOLD RECEIVE: 72A. Any (other) regular financial assistance from friends or relatives not living in this household? (Do not include loans)  Yes <input type="radio"/> <b>7</b> <input checked="" type="checkbox"/> No <input type="radio"/> (Skip to 73)				
72B. Who received this assistance? (Anyone else?)	Yes <input type="radio"/> No <input type="radio"/>	Yes <input type="radio"/> No <input type="radio"/>	Yes <input type="radio"/> No <input type="radio"/>	Yes <input type="radio"/> No <input type="radio"/>
(Ask 72C for each person with a "Yes" in 72B) 72C. How much assistance did ... receive during 1992?	\$ <input type="text"/> 00000 11111 22222 33333 44444 <input checked="" type="checkbox"/> 55555 66666 77777 88888 99999	\$ <input type="text"/> 00000 11111 22222 33333 44444 <input checked="" type="checkbox"/> 55555 66666 77777 88888 99999	\$ <input type="text"/> 00000 11111 22222 33333 44444 <input checked="" type="checkbox"/> 55555 66666 77777 88888 99999	\$ <input type="text"/> 00000 11111 22222 33333 44444 <input checked="" type="checkbox"/> 55555 66666 77777 88888 99999
73. Sometimes people forget about small amounts of income, or income received for only part of the year. Did anyone in this household receive income from: 73A. Hobbies, home businesses, farms, or business interests not already covered? Yes <input type="radio"/> No <input type="radio"/> (If "Yes" marked in any, ask 73B, otherwise go to next page) Any unemployment compensation, welfare, or any other money income not already covered? Yes <input type="radio"/> <input checked="" type="checkbox"/> No <input type="radio"/>				
73B. Who received this income? (Anyone else?)	Yes <input type="radio"/> No <input type="radio"/>	Yes <input type="radio"/> No <input type="radio"/>	Yes <input type="radio"/> No <input type="radio"/>	Yes <input type="radio"/> No <input type="radio"/>
(Complete 73C & 73D for each person with a "Yes" in 73B) 73C. What was the source of this income? (Specify) → 73D. How much did ... receive (Altogether) in 1992?  (Go to 73C for next person with "Yes" in 73B or go to next page)	\$ <input type="text"/> 00000 11111 22222 33333 44444 <input checked="" type="checkbox"/> 55555 66666 77777 88888 99999	\$ <input type="text"/> 00000 11111 22222 33333 44444 <input checked="" type="checkbox"/> 55555 66666 77777 88888 99999	\$ <input type="text"/> 00000 11111 22222 33333 44444 <input checked="" type="checkbox"/> 55555 66666 77777 88888 99999	\$ <input type="text"/> 00000 11111 22222 33333 44444 <input checked="" type="checkbox"/> 55555 66666 77777 88888 99999
OFFICE USE ONLY <input type="radio"/> I <input type="radio"/> 1 2 3 4 5 6 7 8 9	OFFICE USE ONLY <input type="radio"/> I <input type="radio"/> 1 2 3 4 5 6 7 8 9	OFFICE USE ONLY <input type="radio"/> I <input type="radio"/> 1 2 3 4 5 6 7 8 9	OFFICE USE ONLY <input type="radio"/> I <input type="radio"/> 1 2 3 4 5 6 7 8 9	OFFICE USE ONLY <input type="radio"/> I <input type="radio"/> 1 2 3 4 5 6 7 8 9

NAME (Optional)				
LINE NUMBER (Item 18A)	Page 3	Page 4	Page 5	Page 6
74. There are several government programs which provide medical care or help pay medical bills. During 1992 was anyone in this household covered by:				
74A. Medicare (for the disabled and elderly)? Yes <input type="radio"/> No <input type="radio"/> (Skip to 74C)				
74B. Who was that? (Anyone else?)	Yes <input type="radio"/> No <input type="radio"/>	Yes <input type="radio"/> No <input type="radio"/>	Yes <input type="radio"/> No <input type="radio"/>	Yes <input type="radio"/> No <input type="radio"/>
74C. Medicaid (for the needy)? Yes <input type="radio"/> No <input type="radio"/> (Skip to 74E)				
74D. Who was that? (Anyone else?)	Yes <input type="radio"/> No <input type="radio"/>	Yes <input type="radio"/> No <input type="radio"/>	Yes <input type="radio"/> No <input type="radio"/>	Yes <input type="radio"/> No <input type="radio"/>
74E. CHAMPUS, VA, or military health care? Yes <input type="radio"/> No <input type="radio"/> (Skip to 75A)				
74F. Who was that? (Anyone else?)	Yes <input type="radio"/> No <input type="radio"/>	Yes <input type="radio"/> No <input type="radio"/>	Yes <input type="radio"/> No <input type="radio"/>	Yes <input type="radio"/> No <input type="radio"/>
75A. Other than government sponsored policies, health insurance can be obtained privately or through a current or former employer or union. Was anyone in this household covered by health insurance of this type at any time during 1992? Yes <input type="radio"/> No <input type="radio"/> (Skip to 76)				
75B. Who was that? (Anyone else?)	Yes <input type="radio"/> No <input type="radio"/>	Yes <input type="radio"/> No <input type="radio"/>	Yes <input type="radio"/> No <input type="radio"/>	Yes <input type="radio"/> No <input type="radio"/>
(Complete 75C-F for each person with a "Yes" in 75B)				
75C. Was ...'s health insurance coverage from a plan in ...'s own name? Yes <input type="radio"/> (Ask 75D) No <input type="radio"/> (Go to next person with a "Yes" in 75B or Skip to 76)				
75D. Was this health insurance plan offered through ...'s current or former employer or union? Yes <input type="radio"/> (Ask 75E) No <input type="radio"/> (Skip to 75F)				
75E. Did ...'s employer or union pay for all, part, or none of the cost of this plan? All <input type="radio"/> Part <input type="radio"/> None <input type="radio"/>				
75F. What other persons were covered by this health insurance policy? (Mark all that apply) (Go to 75C for next person with "Yes" in 75B or go to 76)	Spouse <input type="radio"/> Child(ren) in household <input type="radio"/> Child(ren) not in the household <input type="radio"/> Other <input type="radio"/> No one <input type="radio"/>	Spouse <input type="radio"/> Child(ren) in household <input type="radio"/> Child(ren) not in the household <input type="radio"/> Other <input type="radio"/> No one <input type="radio"/>	Spouse <input type="radio"/> Child(ren) in household <input type="radio"/> Child(ren) not in the household <input type="radio"/> Other <input type="radio"/> No one <input type="radio"/>	Spouse <input type="radio"/> Child(ren) in household <input type="radio"/> Child(ren) not in the household <input type="radio"/> Other <input type="radio"/> No one <input type="radio"/>
76. CHECK ITEM Who worked last year? (Yes in 29A or 29B)	Yes <input type="radio"/> No <input type="radio"/>	Yes <input type="radio"/> No <input type="radio"/>	Yes <input type="radio"/> No <input type="radio"/>	Yes <input type="radio"/> No <input type="radio"/>
(Complete 76A-76B for each person with "Yes" in 76)				
76A. Other than Social Security did the (any) employer or union that ... worked for in 1992 have a pension or other type of retirement plan for any of its employees? Yes <input type="radio"/> (Ask 76B) No <input type="radio"/> (Go to next person with "Yes" in 76 or Skip to 77 on page 1)				
76B. Was ... included in that plan? (Go to 76A for next person with "Yes" in item 76 or Skip to item 77 on Page 1)	Yes <input type="radio"/> No <input type="radio"/>	Yes <input type="radio"/> No <input type="radio"/>	Yes <input type="radio"/> No <input type="radio"/>	Yes <input type="radio"/> No <input type="radio"/>
NOTES:				

## ATTACHMENT 14

### INDUSTRY CLASSIFICATIONS

#### Industry Classification Codes for Detailed Industry (3-digit)

There are 236 categories for the employed, with 1 additional category for the experienced unemployed. These categories are aggregated into 51 detailed groups and 23 major groups (see pages A-9 through A-11). (Numbers in parentheses are the 1987 SIC code equivalent; see Executive Office of the President, Office of Management and Budget, Standard Industrial Classification Manual, 1987. "Pt" means part, "n.e.c." means not elsewhere classified.)

These codes correspond to Item A-IND located in the adults record layout. These codes are located in positions 0160-0162 in all months except March. In March, these codes are located in positions 0103-0105.

Code	Industry
000-009	not used
010-030	AGRICULTURE
010	Agricultural production, crops (01)
011	Agricultural production, livestock (02)
012	Veterinary services (074)
013-019	not used
020	Landscape and horticultural services (078)
021-029	not used
030	Agricultural services, n.e.c. (071, 072, 075, 076)
031-032	FORESTRY AND FISHERIES
031	Forestry (08)
032	Fishing, hunting, and trapping (09)
033-039	not used
040-050	MINING
040	Metal mining (10)
041	Coal mining (12)
042	Oil and gas extraction (13)
043-049	not used
050	Nonmetallic mining and quarrying, except fuel (14)
051-059	not used
060	CONSTRUCTION (15, 16, 17)
061-099	not used
100-392	MANUFACTURING
100-222	NONDURABLE GOODS
100-122	Food and kindred products
100	Meat products (201)
101	Dairy products (202)
102	Canned, frozen and preserved fruits and vegetables (203)
103-109	not used
110	Grain mill products (204)
111	Bakery products (205)
112	Sugar and confectionery products (206)
113-119	not used
120	Beverage industries (208)
121	Miscellaneous food preparations and kindred products (207, 209)
122	Not specified food industries

Code	Industries
123-129	not used
130	Tobacco manufactures (21)
131	not used
132-150	Textile mill products
132	Knitting mills (225)
133-139	not used
140	Dyeing and finishing textiles, except wool and knit goods (226)
141	Carpets and rugs (227)
142	Yarn, thread, and fabric mills (221-224, 228)
143-149	not used
150	Miscellaneous textile mill products (229)
151-152	Apparel and other finished textile products
151	Apparel and accessories, except knit (231-238)
152	Miscellaneous fabricated textile products (239)
153-159	not used
160-162	Paper and allied products
160	Pulp, paper, and paperboard mills (261-263)
161	Miscellaneous paper and pulp products (267)
162	Paperboard containers and boxes (265)
163-170	not used
171-172	Printing, publishing, and allied industries
171	Newspaper publishing and printing (271)
172	Printing, publishing, and allied industries, except newspapers (272-279)
173-179	not used
180-192	Chemicals and allied products
180	Plastics, synthetics, and resins (282)
181	Drugs (283)
182	Soaps and cosmetics (284)
183-189	not used
190	Paints, varnishes, and related products (285)
191	Agricultural chemicals (287)
192	Industrial and miscellaneous chemicals (281, 286, 289)
193-199	not used
200-201	Petroleum and coal products
200	Petroleum refining (291)
201	Miscellaneous petroleum and coal products (295, 299)
202-209	not used
210-212	Rubber and miscellaneous plastics products
210	Tires and inner tubes (301)
211	Other rubber products, and plastics footwear and belting (302-306)
212	Miscellaneous plastics products (308)
213-219	not used
220-222	Leather and leather products
220	Leather tanning and finishing (311)
221	Footwear, except rubber and plastic (313, 314)
222	Leather products, except footwear (315-317, 319)
223-229	not used
230-392	<b>DURABLE GOODS</b>
230-241	Lumber and wood products, except furniture
230	Logging (241)
231	Sawmills, planing mills, and millwork (242, 243)
242	Furniture and fixtures (25)
243-249	not used

<b>Code</b>	<b>Industries</b>
250-262	Stone, clay, glass, and concrete products
250	Glass and glass products (321-323)
251	Cement, concrete, gypsum, and plaster products (324, 327)
252	Structural clay products (325)
253-260	not used
261	Pottery and related products (326)
262	Miscellaneous nonmetallic mineral and stone products (328, 329)
263-269	not used
270-301	<b>Metal industries</b>
270	Blast furnaces, steelworks, rolling and finishing mills (331)
271	Iron and steel foundries (332)
272	Primary aluminum industries (3334, part 334, 3353-3355, 3363, 3365)
273-279	not used
280	Other primary metal industries (3331, 3339, part 334, 3351, 3356, 3357, 3364, 3366, 3369, 339)
281	Cutlery, handtools, and general hardware (342)
282	Fabricated structural metal products (344)
283-289	not used
290	Screw machine products (345)
291	Metal forgings and stampings (346)
292	Ordnance (348)
293-299	not used
300	Miscellaneous fabricated metal products (341, 343, 347, 349)
301	Not specified metal industries
302-309	not used
310-332	<b>Machinery and computing equipment</b>
310	Engines and turbines (351)
311	Farm machinery and equipment (352)
312	Construction and material handling machines (353)
313-319	not used
320	Metalworking machinery (354)
321	Office and accounting machines (3578, 3579)
322	Computers and related equipment (3571-3577)
323-330	not used
331	Machinery, except electrical, n.e.c. (355, 356, 358, 359)
332	Not specified machinery
333-339	not used
340-350	<b>Electrical machinery, equipment, and supplies</b>
340	Household appliances (363)
341	Radio, TV, and communication equipment (365, 366)
342	Electrical machinery, equipment, and supplies, n.e.c. (361, 362, 364, 367, 369)
343-349	not used
350	Not specified electrical machinery, equipment, and supplies
351-370	<b>Transportation equipment</b>
351	Motor vehicles and motor vehicle equipment (371)
352	Aircraft and parts (372)
353-359	not used
360	Ship and boat building and repairing (373)
361	Railroad locomotives and equipment (374)
362	Guided missiles, space vehicles, and parts (376)
363-369	not used
370	Cycles and miscellaneous transportation equipment (375, 379)
371-381	<b>Professional and photographic equipment, and watches</b>
371	Scientific and controlling instruments (381, 382 except 3827)
372	Medical, dental, and optical instruments and supplies (3827, 384, 385)
373-379	not used
380	Photographic equipment and supplies (386)

<b>Code</b>	<b>Industries</b>
381	Watches, clocks, and clockwork operated devices (387)
382-389	not used
390	Toys, amusement, and sporting goods (394)
391	Miscellaneous manufacturing industries (39 except 394)
392	Not specified manufacturing industries
393-399	not used
400-472	<b>TRANSPORTATION, COMMUNICATIONS, AND OTHER PUBLIC UTILITIES</b>
400-432	<b>TRANSPORTATION</b>
400	Railroads (40)
401	Bus service and urban transit (41, except 412)
402	Taxicab service (412)
403-409	not used
410	Trucking service (421, 423)
411	Warehousing and storage (422)
412	U.S. Postal Service (43)
413-419	not used
420	Water transportation (44)
421	Air transportation (45)
422	Pipe lines, except natural gas (46)
423-431	not used
432	Services incidental to transportation (47)
433-439	not used
440-442	<b>COMMUNICATIONS</b>
440	Radio and television broadcasting and cable (483, 484)
441	Telephone communications (481)
442	Telegraph and miscellaneous communications services (482, 489)
443-449	not used
450-472	<b>UTILITIES AND SANITARY SERVICES</b>
450	Electric light and power (491)
451	Gas and steam supply systems (492, 496)
452	Electric and gas, and other combinations (493)
453-469	not used
470	Water supply and irrigation (494, 497)
471	Sanitary services (495)
472	Not specified utilities
473-499	not used
500-571	<b>WHOLESALE TRADE</b>
500-532	<b>Durable Goods</b>
500	Motor vehicles and equipment (501)
501	Furniture and home furnishings (502)
502	Lumber and construction materials (503)
503-509	not used
510	Professional and commercial equipment and supplies (504)
511	Metals and minerals, except petroleum (505)
512	Electrical goods (506)
513-520	not used
521	Hardware, plumbing and heating supplies (507)
522-529	not used
530	Machinery, equipment, and supplies (508)
531	Scrap and waste materials (5093)
532	Miscellaneous wholesale, durable goods (509 except 5093)
533-539	not used
540-571	<b>Nondurable Goods</b>

<b>Code</b>	<b>Industries</b>
540	Paper and paper products (511)
541	Drugs, chemicals and allied products (512, 516)
542	Apparel, fabrics, and notions (513)
543-549	not used
550	Groceries and related products (514)
551	Farm-product raw materials (515)
552	Petroleum products (517)
553-559	not used
560	Alcoholic beverages (518)
561	Farm supplies (5191)
562	Miscellaneous wholesale, nondurable goods (5192-5199)
563-570	not used
571	Not specified wholesale trade
572-579	not used
580-691	<b>RETAIL TRADE</b>
580	Lumber and building material retailing (521, 523)
581	Hardware stores (525)
582	Retail nurseries and garden stores (526)
583-589	not used
590	Mobile home dealers (527)
591	Department stores (531)
592	Variety stores (533)
593-599	not used
600	Miscellaneous general merchandise stores (539)
601	Grocery stores (541)
602	Dairy products stores (545)
603-609	not used
610	Retail bakeries (546)
611	Food stores, n.e.c. (542, 543, 544, 549)
612	Motor vehicle dealers (551, 552)
613-619	not used
620	Auto and home supply stores (553)
621	Gasoline service stations (554)
622	Miscellaneous vehicle dealers (555, 556, 557, 559)
623	Apparel and accessory stores, except shoe (56, except 566)
624-629	not used
630	Shoe stores (566)
631	Furniture and home furnishings stores (571)
632	Household appliance stores (572)
633	Radio, TV, and computer stores (5731, 5734)
634-639	not used
640	Music stores (5735, 5736)
641	Eating and drinking places (58)
642	Drug stores (591)
643-649	not used
650	Liquor stores (592)
651	Sporting goods, bicycles, and hobby stores (5941, 5945, 5946)
652	Book and stationery stores (5942, 5943)
653-659	not used
660	Jewelry stores (5944)
661	Gift, novelty, and souvenir shops (5947)
662	Sewing, needlework and piece goods stores (5949)
663	Catalog and mail order houses (5961)
664-669	not used
670	Vending machine operators (5962)
671	Direct selling establishments (5963)



<b>Code</b>	<b>Industries</b>
672	Fuel dealers (598)
673-680	not used
681	Retail florists (5992)
682	Miscellaneous retail stores (593, 5948, 5993-5995, 5999)
683-690	not used
691	Not specified retail trade
692-699	not used
700-712	<b>FINANCE, INSURANCE, AND REAL ESTATE</b>
700	Banking (60 except 603 and 606)
701	Savings institutions, including credit unions (603, 606)
702	Credit agencies, n.e.c. (61)
703-709	not used
710	Security, commodity brokerage, and investment companies (62, 67)
711	Insurance (63, 64)
712	Real estate, including real estate-insurance offices (65)
713-720	not used
721-760	<b>BUSINESS AND REPAIR SERVICES</b>
721	Advertising (731)
722	Services to dwellings and other buildings (734)
723-730	not used
731	Personnel supply services (736)
732	Computer and data processing services (737)
733-739	not used
740	Detective and protective services (7381, 7382)
741	Business services, n.e.c. (732, 733, 735, 7383-7389)
742	Automotive rental and leasing, without drivers (751)
743-749	not used
750	Automotive parking and carwashes (752, 7542)
751	Automotive repair and related services (753, 7549)
752	Electrical repair shops (762, 7694)
753-759	not used
760	Miscellaneous repair services (763, 764, 7692, 7699)
761-791	<b>PERSONAL SERVICES</b>
761	<b>PRIVATE HOUSEHOLDS (88)</b>
762-791	<b>PERSONAL SERVICES, EXCEPT PRIVATE HOUSEHOLD</b>
762	Hotels and motels (701)
763-769	not used
770	Lodging places, except hotels and motels (702, 703, 704)
771	Laundry, cleaning, and garment services (721 except part 7219)
772	Beauty shops (723)
773-779	not used
780	Barber shops (724)
781	Funeral service and crematories (726)
782	Shoe repair shops (725)
783-789	not used
790	Dressmaking shops (part 7219)
791	Miscellaneous personal services (722, 729)
792-799	not used
800-810	<b>ENTERTAINMENT AND RECREATION SERVICES</b>
800	Theaters and motion pictures (781-783, 792)
801	Video tape rental (784)

<b>Code</b>	<b>Industries</b>
802	Bowling centers (793)
803-809	not used
810	Miscellaneous entertainment and recreation services (791, 794, 799)
811	not used
812-893	<b>PROFESSIONAL AND RELATED SERVICES</b>
812-830	<b>MEDICAL SERVICES, EXCEPT HOSPITALS</b>
812	Offices and clinics of physicians (801, 803)
813-819	not used
820	Offices and clinics of dentists (802)
821	Offices and clinics of chiropractors (8041)
822	Offices and clinics of optometrists (8042)
823-829	not used
830	Offices and clinics of health practitioners, n.e.c. (8043, 8049)
831	<b>HOSPITALS (806)</b>
832-840	<b>MEDICAL SERVICES, EXCEPT HOSPITALS (Continued)</b>
832	Nursing and personal care facilities (805)
833-839	not used
840	Health services, n.e.c. (807, 808, 809)
841	<b>OTHER PROFESSIONAL SERVICES (also includes codes 872-893)</b>
841	Legal services (81)
842-860	<b>EDUCATIONAL SERVICES</b>
842	Elementary and secondary schools (821)
843-849	not used
850	Colleges and universities (822)
851	Vocational schools (824)
852	Libraries (823)
853-859	not used
860	Educational services, n.e.c. (829)
861-871	<b>SOCIAL SERVICES</b>
861	Job training and vocational rehabilitation services (833)
862	Child day care services (part 835)
863	Family child care homes (part 835)
864-869	not used
870	Residential care facilities, without nursing (836)
871	Social services, n.e.c. (832, 839)
872-893	<b>OTHER PROFESSIONAL SERVICES (Also includes code 840)</b>
872	Museums, art galleries, and zoos (84)
873	Labor unions (863)
874-879	not used
880	Religious organizations (866)
881	Membership organizations, n.e.c. (861, 862, 864, 865, 869)
882	Engineering, architectural, and surveying services (871)
883-889	not used
890	Accounting, auditing, and bookkeeping services (872)
891	Research, development, and testing services (873)
892	Management and public relations services (874)
893	Miscellaneous professional and related services (899)
894-899	not used

<b>Code</b>	<b>Industries</b>
900-932	<b>PUBLIC ADMINISTRATION</b>
900	Executive and legislative offices (911-913)
901	General government, n.e.c. (919)
902-909	not used
910	Justice, public order, and safety (92)
911-920	not used
921	Public finance, taxation, and monetary policy (93)
922	Administration of human resources programs (94)
923-929	not used
930	Administration of environmental quality and housing programs (95)
931	Administration of economic programs (96)
932	National security and international affairs (97)
933-990	not used
991	Assigned to persons whose labor force status is unemployed and whose last job was Armed Forces

**Detailed Industry Recodes  
(01-51)**

These codes correspond to Item A-DTIND located in positions 218-219 of the adult record layout in all months except March. In March, these codes are located in positions 0157-0158.

<b>Detailed Industry</b>	<b>Recode</b>	<b>Industry Code</b>
Agriculture Service	01	012-030
Other Agriculture	02	010-011
Mining	03	040-050
Construction	04	060
<b>Manufacturing (Durable Goods)</b>		
Lumber and wood products, except furniture	05	230-241
Furniture and fixtures	06	242
Stone clay, glass, and concrete product	07	250-262
Primary metals	08	270-280
Fabricated metal	09	281-300
Not specified metal industries	10	301
Machinery, except electrical	11	310-332
Electrical machinery, equipment, and supplies	12	340-350
Motor vehicles and equipment	13	351
Aircraft and parts	14	352
Other transportation equipment	15	360-370
Professional and photographic equipment, and watches	16	371-382
Toys, amusements, and sporting goods	17	390
Miscellaneous and not specified manufacturing industries	18	391-392
<b>Manufacturing (Nondurable Goods)</b>		
Food and kindred products	19	100-122
Tobacco manufactures	20	130
Textile mill products	21	132-150
Apparel and other finished textile products	22	151-152
Paper and allied products	23	160-162
Printing, publishing and allied industries	24	171-172
Chemicals and allied products	25	180-192
Petroleum and coal products	26	200-201
Rubber and miscellaneous plastics products	27	210-212
Leather and leather products	28	220-222
Transportation	29	400-432
Communications	30	440-442
Utilities and Sanitary Services	31	450-472
Wholesale Trade	32	500-571
Retail Trade	33	580-691
Banking and Other Finance	34	700-710
Insurance and Real Estate	35	711-712
Private Household Services	36	761
Business Services	37	721-750

<b>Detailed Industry</b>	<b>Recode</b>	<b>Industry Code</b>
Repair Services	38	751-760
Personal Services, Except Private Household	39	762-791
Entertainment and Recreation Services	40	800-810
Hospitals	41	831
Health Services, Except Hospitals	42	812-830 832-840
Educational Services	43	842-860
Social Services	44	861-871
Other Professional Services	45	841,872-893
Forestry and Fisheries	46	031,032
Justice, Public Order and Safety	47	910
Administration of Human Resource Programs	48	922
National Security and Internal Affairs	49	932
Other Public Administration	50	900,901,921,930,931
Armed Forces last job, currently employed	51	991

**Major Industry Recodes  
(01-23)**

These codes correspond to Item A-MJIND located in positions 216-217 of the adults record layout in all months except March. In March, these codes are located in positions 0155-0156.

<b>Major Industry</b>	<b>Recode</b>	<b>Industry Code</b>
Agriculture	01	010-030
Mining	02	040-050
Construction	03	060
Manufacturing		
(Durable Goods)	04	230-392
Nondurable Goods	05	100-222
Transportation, communications and other public utilities		
Transportation	06	400-432
Communications and public utilities		
Communications	07	440-442
Utilities and sanitary service	08	450-472
Wholesale Trade		
Wholesale trade	09	500-571
Retail Trade	10	580-691
Finance, insurance, and real estate	11	700-712
Services		
Private households	12	761
Miscellaneous services		
Business and Repair Services	13	721-760
Personal services, except pri. hhlds.	14	762-791
Entertainment and recreation services	15	800-810
Professional and related Services		
Hospitals	16	831
Medical services, except hospitals	17	812-830, 832-840
Educational services	18	842-860
Social services	19	861-871
Other professional services	20	841, 872-893
Forestry and fisheries	21	031-032
Public administration	22	900-932
Armed forces	23	991

## ATTACHMENT 15

### OCCUPATION CLASSIFICATIONS

#### Occupational Classification Codes for Detailed Occupational Categories (3-digit)

There are 500 categories for the employed with 1 additional category for the experienced unemployed. These categories are aggregated into 46 detailed groups and 14 major groups (see pages B-15 through B-17).

The classification is developed from the 1980 Standard Occupational Classification. "n.e.c." is the abbreviation for not elsewhere classified.

These codes correspond to Item A-OCC located in the adults record layout. These codes are located in positions 0163-0165 in all months except March. In March, these codes are located in positions 0106-0108.

Code	Occupation
000-199	<b>MANAGERIAL AND PROFESSIONAL SPECIALTY OCCUPATIONS</b>
000-037	<b>EXECUTIVE, ADMINISTRATIVE, AND MANAGERIAL OCCUPATIONS</b>
000-002	not used
003	Legislators (111)
004	Chief executives and general administrators, public administration (112)
005	Administrators and officials, public administration (1132-1139)
006	Administrators, protective services (1131)
007	Financial managers (122)
008	Personnel and labor relations managers (123)
009	Purchasing managers (124)
010-012	not used
013	Managers, marketing, advertising, and public relations (125)
014	Administrators, education and related fields (128)
015	Managers, medicine and health (131)
016	Postmasters and mail superintendents (1344)
017	Managers, food serving and lodging establishments (1351)
018	Managers, properties and real estate (1353)
019	Funeral directors (part 1359)
020	not used
021	Managers, service organizations, n.e.c. (127, 1352, 1354, part 1359)
022	Managers and administrators, n.e.c. (121, 126, 132-1343, 136-139)
023-037	<b>Management Related Occupations</b>
023	Accountants and auditors (1412)
024	Underwriters (1414)
025	Other financial officers (1415, 1419)
026	Management analysts (142)
027	Personnel, training, and labor relations specialists (143)
028	Purchasing agents and buyers, farm products (1443)
029	Buyers, wholesale and retail trade except farm products (1442)
030-032	not used
033	Purchasing agents and buyers, n.e.c. (1449)
034	Business and promotion agents (145)
035	Construction inspectors (1472)
036	Inspectors and compliance officers, except construction (1473)
037	Management related occupations, n.e.c. (149)
038-042	not used
043-199	<b>PROFESSIONAL SPECIALTY OCCUPATIONS</b>
043-063	Engineers, Architects, and Surveyors
043	Architects (161)

<b>Code</b>	<b>Occupations</b>
044-059	<b>Engineers</b>
044	Aerospace (1622)
045	Metallurgical and materials (1623)
046	Mining (1624)
047	Petroleum (1625)
048	Chemical (1626)
049	Nuclear (1627)
050-052	not used
053	Civil (1628)
054	Agricultural (1632)
055	Electrical and electronic (1633, 1636)
056	Industrial (1634)
057	Mechanical (1635)
058	Marine and naval architects (1637)
059	Engineers, n.e.c. (1639)
060-062	not used
063	Surveyors and mapping scientists (164)
064-068	<b>Mathematical and Computer Scientists</b>
064	Computer systems analysts and scientists (171)
065	Operations and systems researchers and analysts (172)
066	Actuaries (1732)
067	Statisticians (1733)
068	Mathematical scientists, n.e.c. (1739)
069-083	<b>Natural Scientists</b>
069	Physicists and astronomers (1842, 1843)
070-072	not used
073	Chemists, except biochemists (1845)
074	Atmospheric and space scientists (1846)
075	Geologists and geodesists (1847)
076	Physical scientists, n.e.c. (1849)
077	Agricultural and food scientists (1853)
078	Biological and life scientists (1854)
079	Forestry and conservation scientists (1852)
080-082	not used
083	Medical scientists (1855)
084-089	<b>Health Diagnosing Occupations</b>
084	Physicians (261)
085	Dentists (262)
086	Veterinarians (27)
087	Optometrists (281)
088	Podiatrists (283)
089	Health diagnosing practitioners, n.e.c. (289)
090-094	not used
095-106	<b>Health Assessment and Treating Occupations</b>
095	Registered nurses (29)
096	Pharmacists (301)
097	Dietitians (302)
098-105	<b>Therapists</b>
098	Respiratory therapists (3031)
099	Occupational therapists (3032)
100-102	not used
103	Physical therapists (3033)
104	Speech therapists (3034)
105	Therapists, n.e.c. (3039)
106	Physicians' assistants (304)
107-112	not used
113-154	<b>Teachers, Postsecondary</b>



<b>Code</b>	<b>Occupations</b>
113	Earth, environmental, and marine science teachers (2212)
114	Biological science teachers (2213)
115	Chemistry teachers (2214)
116	Physics teachers (2215)
117	Natural science teachers, n.e.c. (2216)
118	Psychology teachers (2217)
119	Economics teachers (2218)
120-122	not used
123	History teachers (2222)
124	Political science teachers (2223)
125	Sociology teachers (2224)
126	Social science teachers, n.e.c. (2225)
127	Engineering teachers (2226)
128	Mathematical science teachers (2227)
129	Computer science teachers (2228)
130-132	not used
133	Medical science teachers (2231)
134	Health specialties teachers (2232)
135	Business, commerce, and marketing teachers (2233)
136	Agriculture and forestry teachers (2234)
137	Art, drama, and music teachers (2235)
138	Physical education teachers (2236)
139	Education teachers (2237)
140-142	not used
143	English teachers (2238)
144	Foreign language teachers (2242)
145	Law teachers (2243)
146	Social work teachers (2244)
147	Theology teachers (2245)
148	Trade and industrial teachers (2246)
149	Home economics teachers (2247)
150-152	not used
153	Teachers, postsecondary, n.e.c. (2249)
154	Postsecondary teachers, subject not specified
155-159	Teachers, Except Postsecondary
155	Teachers, prekindergarten and kindergarten (231)
156	Teachers, elementary school (232)
157	Teachers, secondary school (233)
158	Teachers, special education (235)
159	Teachers, n.e.c. (236, 239)
160-162	not used
163	Counselors, Educational and Vocational (24)
164-165	Librarians, Archivists, and Curators
164	Librarians (251)
165	Archivists and curators (252)
166-173	Social Scientists and Urban Planners
166	Economists (1912)
167	Psychologists (1915)
168	Sociologists (1916)
169	Social scientists, n.e.c. (1913, 1914, 1919)
170-172	not used
173	Urban planners (192)
174-177	Social, Recreation, and Religious Workers
174	Social workers (2032)
175	Recreation workers (2033)
176	Clergy (2042)
177	Religious workers, n.e.c. (2049)

<b>Code</b>	<b>Occupations</b>
178-179	<b>Lawyers and Judges</b>
178	Lawyers (211)
179	Judges (212)
180-182	not used
183-199	<b>Writers, Artists, Entertainers, and Athletes</b>
183	Authors (321)
184	Technical writers (398)
185	Designers (322)
186	Musicians and composers (323)
187	Actors and directors (324)
188	Painters, sculptors, craft-artists, and artist printmakers (325)
189	Photographers (326)
190-192	not used
193	Dancers (327)
194	Artists, performers, and related workers, n.e.c. (328, 329)
195	Editors and reporters (331)
196	not used
197	Public relations specialists (332)
198	Announcers (333)
199	Athletes (34)
200-202	not used

**203-389 TECHNICAL, SALES, AND ADMINISTRATIVE SUPPORT OCCUPATIONS**

203-235	<b>TECHNICIANS AND RELATED SUPPORT OCCUPATIONS</b>
203-208	<b>Health Technologists and Technicians</b>
203	Clinical laboratory technologists and technicians (362)
204	Dental hygienists (363)
205	Health record technologists and technicians (364)
206	Radiologic technicians (365)
207	Licensed practical nurses (366)
208	Health technologists and technicians, n.e.c. (369)
209-212	not used
213-235	<b>Technologists and Technicians, Except Health</b>
213-218	<b>Engineering and Related Technologists and Technicians</b>
213	Electrical and electronic technicians (3711)
214	Industrial engineering technicians (3712)
215	Mechanical engineering technicians (3713)
216	Engineering technicians, n.e.c. (3719)
217	Drafting occupations (372)
218	Surveying and mapping technicians (373)
219-222	not used
223-225	<b>Science Technicians</b>
223	Biological technicians (382)
224	Chemical technicians (3831)
225	Science technicians, n.e.c. (3832, 3833, 384, 389)
226-235	<b>Technicians, Except Health, Engineering, and Science</b>
226	Airplane pilots and navigators (825)
227	Air traffic controllers (392)
228	Broadcast equipment operators (393)
229	Computer programmers (3971, 3972)
230-232	not used
233	Tool programmers, numerical control (3974)
234	Legal assistants (396)
235	Technicians, n.e.c. (399)
236-242	not used

<b>Code</b>	<b>Occupations</b>
243-285	<b>SALES OCCUPATIONS</b>
243	Supervisors and Proprietors, Sales Occupations (40)
244-252	not used
253-257	<b>Sales Representatives, Finance and Business Services</b>
253	Insurance sales occupations (4122)
254	Real estate sales occupations (4123)
255	Securities and financial services sales occupations (4124)
256	Advertising and related sales occupations (4153)
257	Sales occupations, other business services (4152)
258-259	<b>Sales Representatives, Commodities, Except Retail</b>
258	Sales engineers (421)
259	Sales representatives, mining, manufacturing, and wholesale (423, 424)
260-262	not used
263-278	<b>Sales Workers, Retail and Personal Services</b>
263	Sales workers, motor vehicles and boats (4342, 4344)
264	Sales workers, apparel (4346)
265	Sales workers, shoes (4351)
266	Sales workers, furniture and home furnishings (4348)
267	Sales workers, radio, TV, hi-fi, and appliances (4343, 4352)
268	Sales workers, hardware and building supplies (4353)
269	Sales workers, parts (4367)
270-273	not used
274	Sales workers, other commodities (4345, 4347, 4354, 4356, 4359, 4362, 4369)
275	Sales counter clerks (4363)
276	Cashiers (4364)
277	Street and door-to-door sales workers (4366)
278	News vendors (4365)
279-282	not used
283-285	<b>Sales Related Occupations</b>
283	Demonstrators, promoters and models, sales (445)
284	Auctioneers (447)
285	Sales support occupations, n.e.c. (444, 446, 449)
286-302	not used
303-389	<b>ADMINISTRATIVE SUPPORT OCCUPATIONS, INCLUDING CLERICAL</b>
303-307	<b>Supervisors, Administrative Support Occupations</b>
303	Supervisors, general office (4511, 4513, 4514, 4516, 4519, 4529)
304	Supervisors, computer equipment operators (4512)
305	Supervisors, financial records processing (4521)
306	Chief communications operators (4523)
307	Supervisors, distribution, scheduling, and adjusting clerks (4522, 4524-4528)
308-309	<b>Computer Equipment Operators</b>
308	Computer operators (4612)
309	Peripheral equipment operators (4613)
310-312	not used
313-315	<b>Secretaries, Stenographers, and Typists</b>
313	Secretaries (4622)
314	Stenographers (4623)
315	Typists (4624)
316-323	<b>Information Clerks</b>
316	Interviewers (4642)
317	Hotel clerks (4643)
318	Transportation ticket and reservation agents (4644)
319	Receptionists (4645)
320-322	not used
323	Information clerks, n.e.c. (4649)
324	not used

<b>Code</b>	<b>Occupations</b>
325-336	<b>Records Processing Occupations, Except Financial</b>
325	Classified-ad clerks (4662)
326	Correspondence clerks (4663)
327	Order clerks (4664)
328	Personnel clerks, except payroll and timekeeping (4692)
329	Library clerks (4694)
330-334	not used
335	File clerks (4696)
336	Records clerks (4699)
337-344	<b>Financial Records Processing Occupations</b>
337	Bookkeepers, accounting, and auditing clerks (4712)
338	Payroll and timekeeping clerks (4713)
339	Billing clerks (4715)
340-342	not used
343	Cost and rate clerks (4716)
344	Billing, posting, and calculating machine operators (4718)
345-347	<b>Duplicating, Mail and Other Office Machine Operators</b>
345	Duplicating machine operators (4722)
346	Mail preparing and paper handling machine operators (4723)
347	Office machine operators, n.e.c. (4729)
348-353	<b>Communications Equipment Operators</b>
348	Telephone operators (4732)
350-352	not used
353	Communications equipment operators, n.e.c. (4733, 4739)
354-357	<b>Mail and Message Distributing Occupations</b>
354	Postal clerks, except mail carriers (4742)
355	Mail carriers, postal service (4743)
356	Mail clerks, except postal service (4744)
357	Messengers (4745)
358	not used
359-374	<b>Material Recording, Scheduling, and Distributing Clerks</b>
359	Dispatchers (4751)
360-362	not used
363	Production coordinators (4752)
364	Traffic, shipping, and receiving clerks (4753)
365	Stock and inventory clerks (4754)
366	Meter readers (4755)
367	not used
368	Weighers, measurers, checkers, and samplers (4756, 4757)
369-372	not used
373	Expeditors (4758)
374	Material recording, scheduling, and distributing clerks, n.e.c. (4759)
375-378	<b>Adjusters and Investigators</b>
375	Insurance adjusters, examiners, and investigators (4782)
376	Investigators and adjusters, except insurance (4783)
377	Eligibility clerks, social welfare (4784)
378	Bill and account collectors (4786)
379-389	<b>Miscellaneous Administrative Support Occupations</b>
379	General office clerks (463)
380-382	not used
383	Bank tellers (4791)
384	Proofreaders (4792)
385	Data-entry keyers (4793)
386	Statistical clerks (4794)
387	Teachers' aides (4795)
388	not used

<b>Code</b>	<b>Occupations</b>
389	Administrative support occupations, n.e.c. (4787, 4799)
390-402	not used
403-469	<b>SERVICE OCCUPATIONS</b>
403-407	<b>PRIVATE HOUSEHOLD OCCUPATIONS</b>
403	Launderers and ironers (503)
404	Cooks, private household (504)
405	Housekeepers and butlers (505)
406	Child care workers, private household (506)
407	Private household cleaners and servants (502, 507, 509)
408-412	not used
413-427	<b>PROTECTIVE SERVICE OCCUPATIONS</b>
413-415	Supervisors, Protective Service Occupations
413	Supervisors, firefighting and fire prevention occupations (5111)
414	Supervisors, police and detectives (5112)
415	Supervisors, guards (5113)
416-417	Firefighting and Fire Prevention Occupations
416	Fire inspection and fire prevention occupations (5122)
417	Firefighting occupations (5123)
418-424	Police and Detectives
418	Police and detectives, public service (5132)
419-422	not used
423	Sheriffs, bailiffs, and other law enforcement officers (5134)
424	Correctional institution officers (5133)
425-432	Guards
425	Crossing guards (5142)
426	Guards and police, except public service (5144)
427	Protective service occupations, n.e.c. (5149)
428-432	not used
433-469	<b>SERVICE OCCUPATIONS, EXCEPT PROTECTIVE AND HOUSEHOLD</b>
433-444	Food Preparation and Service Occupations
433	Supervisors, food preparation and service occupations (5211)
434	Bartenders (5212)
435	Waiters and waitresses (5213)
436	Cooks (5214, 5215)
437	not used
438	Food counter, fountain and related occupations (5216)
439	Kitchen workers, food preparation (5217)
440-442	not used
443	Waiters'/waitresses' assistants (5218)
444	Miscellaneous food preparation occupations (5219)
445-447	Health Service Occupations
445	Dental assistants (5232)
446	Health aides, except nursing (5233)
447	Nursing aides, orderlies, and attendants (5236)
448-455	Cleaning and Building Service Occupations, Except Household
448	Supervisors, cleaning and building service workers (5241)
449	Maids and housemen (5242, 5249)
450-452	not used
453	Janitors and cleaners (5244)
454	Elevator operators (5245)
455	Pest control occupations (5246)
456-469	Personal Service Occupations
456	Supervisors, personal service occupations (5251)
457	Barbers (5252)

<b>Code</b>	<b>Occupations</b>
458	Hairdressers and cosmetologists (5253)
459	Attendants, amusement and recreation facilities (5254)
460	not used
461	Guides (5255)
462	Ushers (5256)
463	Public transportation attendants (5257)
464	Baggage porters and bellhops (5262)
465	Welfare service aides (5263)
466	Family child care providers (part 5264)
467	Early childhood teacher's assistants (part 5264)
468	Child care workers, n.e.c. (part 5264)
469	Personal service occupations, n.e.c. (5258, 5269)
470-472	not used

473-499	<b>FARMING, FORESTRY, AND FISHING OCCUPATIONS</b>
473-476	<b>Farm Operators and Managers</b>
473	Farmers, except horticultural (5512-5514)
474	Horticultural specialty farmers (5515)
475	Managers, farms, except horticultural (5522-5524)
476	Managers, horticultural specialty farms (5525)
477-489	<b>Other Agricultural and Related Occupations</b>
477-484	<b>Farm Occupations, Except Managerial</b>
477	Supervisors, farm workers (5611)
478	not used
479	Farm workers (5612-5617)
480-482	not used
483	Marine life cultivation workers (5618)
484	Nursery workers (5619)
485-489	<b>Related Agricultural Occupations</b>
485	Supervisors, related agricultural occupations (5621)
486	Groundskeepers and gardeners, except farm (5622)
487	Animal caretakers, except farm (5624)
488	Graders and sorters, agricultural products (5625)
489	Inspectors, agricultural products (5627)
490-493	not used
494-496	<b>Forestry and Logging Occupations</b>
494	Supervisors, forestry and logging workers (571)
495	Forestry workers, except logging (572)
496	Timber cutting and logging occupations (573, 579)
497-499	<b>Fishers, Hunters, and Trappers</b>
497	Captains and other officers, fishing vessels (part 8241)
498	Fishers (583)
499	Hunters and trappers (584)
500-502	not used

503-699	<b>PRECISION PRODUCTION, CRAFT, AND REPAIR OCCUPATIONS</b>
503-552	<b>Mechanics and Repairers</b>
503	Supervisors, mechanics and repairers (60)
504	not used
505-549	<b>Mechanics and Repairers, Except Supervisors</b>
505-517	<b>Vehicle and Mobile Equipment Mechanics and Repairers</b>
505	Automobile mechanics (part 6111)
506	Automobile mechanic apprentices (part 6111)
507	Bus, truck, and stationary engine mechanics (6112)
508	Aircraft engine mechanics (6113)
509	Small engine repairers (6114)
510-513	not used

<b>Code</b>	<b>Occupations</b>
514	Automobile body and related repairers (6115)
515	Aircraft mechanics, except engine (6116)
516	Heavy equipment mechanics (6117)
517	Farm equipment mechanics (6118)
518	Industrial machinery repairers (613)
519	Machinery maintenance occupations (614)
520-522	not used
523-533	<b>Electrical and Electronic Equipment Repairers</b>
523	Electronic repairers, communications and industrial equipment (6151, 6153, 6155)
524	not used
525	Data processing equipment repairers (6154)
526	Household appliance and power tool repairers (6156)
527	Telephone line installers and repairers (6157)
528	not used
529	Telephone installers and repairers (6158)
530-532	not used
533	Miscellaneous electrical and electronic equipment repairers (6152, 6159)
534	Heating, air conditioning, and refrigeration mechanics (616)
535-549	<b>Miscellaneous Mechanics and Repairers</b>
535	Camera, watch, and musical instrument repairers (6171, 6172)
536	Locksmiths and safe repairers (6173)
537	not used
538	Office machine repairers (6174)
539	Mechanical controls and valve repairers (6175)
540-542	not used
543	Elevator installers and repairers (6176)
544	Millwrights (6178)
545-546	not used
547	Specified mechanics and repairers, n.e.c. (6177, 6179)
548	not used
549	Not specified mechanics and repairers
550-552	not used
553-599	<b>Construction Trades</b>
553-558	<b>Supervisors, Construction Occupations</b>
553	Supervisors, brickmasons, stonemasons, and tile setters (6312)
554	Supervisors, carpenters and related workers (6313)
555	Supervisors, electricians and power transmission installers (6314)
556	Supervisors, painters, paperhangers, and plasterers (6315)
557	Supervisors, plumbers, pipefitters, and steamfitters (6316)
558	Supervisors, construction, n.e.c. (6311, 6318)
559-562	not used
563-599	<b>Construction Trades, Except Supervisors</b>
563	Brickmasons and stonemasons (part 6412, part 6413)
564	Brickmason and stonemason apprentices (part 6412, part 6413)
565	Tile setters, hard and soft (part 6414, part 6462)
566	Carpet installers (part 6462)
567	Carpenters (part 6422)
568	not used
569	Carpenter apprentices (part 6422)
570-572	not used
573	Drywall installers (6424)
574	not used
575	Electricians (part 6432)
576	Electrician apprentices (part 6432)
577	Electrical power installers and repairers (6433)
578	not used
579	Painters, construction and maintenance (6442)

<b>Code</b>	<b>Occupations</b>
582	not used
583	Paperhangers (6443)
584	Plasterers (6444)
585	Plumbers, pipefitters, and steamfitters (part 645)
586	not used
587	Plumber, pipefitter, and steamfitter apprentices (part 645)
588	Concrete and terrazzo finishers (6463)
589	Glaziers (6464)
590-592	not used
593	Insulation workers (6465)
594	Paving, surfacing, and tamping equipment operators (6466)
595	Roofers (6468)
596	Sheetmetal duct installers (6472)
597	Structural metal workers (6473)
598	Drillers, earth (6474)
599	Construction trades, n.e.c. (6467, 6475, 6476, 6479)
600-612	not used
613-617	<b>Extractive Occupations</b>
613	Supervisors, extractive occupations (632)
614	Drillers, oil well (652)
615	Explosives workers (653)
616	Mining machine operators (654)
617	Mining occupations, n.e.c. (656)
618-627	not used
628-699	<b>Precision Production Occupations</b>
628	Supervisors, production occupations (67, 71)
629-633	not used
634-655	<b>Precision Metal Working Occupations</b>
634	Tool and die makers (part 6811)
635	Tool and die maker apprentices (part 6811)
636	Precision assemblers, metal (6812)
637	Machinists (part 6813)
638	not used
639	Machinist apprentices (part 6813)
640-642	not used
643	Boilermakers (6814)
644	Precision grinders, filers, and tool sharpeners (6816)
645	Patternmakers and model makers, metal (6817)
646	Lay-out workers (6821)
647	Precious stones and metals workers (Jewelers) (6822, 6866)
648	not used
649	Engravers, metal (6823)
650-652	not used
653	Sheet metal workers (part 6824)
654	Sheet metal worker apprentices (part 6824)
655	Miscellaneous precision metal workers (6829)
656-659	<b>Precision Woodworking Occupations</b>
656	Patternmakers and model makers, wood (6831)
657	Cabinet makers and bench carpenters (6832)
658	Furniture and wood finishers (6835)
659	Miscellaneous precision woodworkers (6839)
660-665	not used
666-674	<b>Precision Textile, Apparel, and Furnishings Machine Workers</b>
666	Dressmakers (part 6852, part 7752)
667	Tailors (part 6852)
668	Upholsterers (6853)
669	Shoe repairers (6854)



<b>Code</b>	<b>Occupations</b>
670-673	not used
674	Miscellaneous precision apparel and fabric workers (6856, 6859, part 7752)
675-684	Precision Workers, Assorted Materials
675	Hand molders and shapers, except jewelers (6861)
676	Patternmakers, lay-out workers, and cutters (6862)
677	Optical goods workers (6864, part 7477, part 7677)
678	Dental laboratory and medical appliance technicians (6865)
679	Bookbinders (6844)
680-682	not used
683	Electrical and electronic equipment assemblers (6867)
684	Miscellaneous precision workers, n.e.c. (6869)
685	not used
686-688	Precision Food Production Occupations
686	Butchers and meat cutters (6871)
687	Bakers (6872)
688	Food batchmakers (6873, 6879)
689-693	Precision Inspectors, Testers, and Related Workers
689	Inspectors, testers, and graders (6881, 828)
690-692	not used
693	Adjusters and calibrators (6882)
694-699	Plant and System Operators
694	Water and sewage treatment plant operators (691)
695	Power plant operators (part 693)
696	Stationary engineers (part 693, 7668)
697-698	not used
699	Miscellaneous plant and system operators (692, 694, 695, 696)
700-702	not used
703-889	<b>OPERATORS, FABRICATORS, AND LABORERS</b>
703-799	<b>MACHINE OPERATORS, ASSEMBLERS, AND INSPECTORS</b>
703-779	Machine Operators and Tenders, Except Precision
703-715	Metal Working and Plastic Working Machine Operators
703	Lathe and turning machine set-up operators (7312)
704	Lathe and turning machine operators (7512)
705	Milling and planing machine operators (7313, 7513)
706	Punching and stamping press machine operators (7314, 7317, 7514, 7517)
707	Rolling machine operators (7316, 7516)
708	Drilling and boring machine operators (7318, 7518)
709	Grinding, abrading, buffing, and polishing machine operators (7322, 7324, 7522)
710-712	not used
713	Forging machine operators (7319, 7519)
714	Numerical control machine operators (7326)
715	Miscellaneous metal, plastic, stone, and glass working machine operators (7329, 7529)
716	not used
717	Fabricating machine operators, n.e.c. (7339, 7539)
718	not used
719-725	Metal and Plastic Processing Machine Operators
719	Molding and casting machine operators (7315, 7342, 7515, 7542)
720-722	not used
723	Metal plating machine operators (7343, 7543)
724	Heat treating equipment operators (7344, 7544)
725	Miscellaneous metal and plastic processing machine operators (7349, 7549)
726-733	Woodworking Machine Operators
726	Wood lathe, routing, and planing machine operators (7431, 7432, 7631, 7632)
727	Sawing machine operators (7433, 7633)
728	Shaping and joining machine operators (7435, 7635)
729	Nailing and tacking machine operators (7636)

Code	Occupations
730-732	not used
733	Miscellaneous woodworking machine operators (7434, 7439, 7634, 7639)
734-737	Printing Machine Operators
734	Printing press operators (7443, 7643)
735	Photoengravers and lithographers (6842, 7444, 7644)
736	Typesetters and compositors (6841, 7642)
737	Miscellaneous printing machine operators (6849, 7449, 7649)
738-749	Textile, Apparel, and Furnishings Machine Operators
738	Winding and twisting machine operators (7451, 7651)
739	Knitting, looping, taping, and weaving machine operators (7452, 7652)
740-742	not used
743	Textile cutting machine operators (7654)
744	Textile sewing machine operators (7655)
745	Shoe machine operators (7656)
746	not used
747	Pressing machine operators (7657)
748	Laundering and dry cleaning machine operators (6855, 7658)
749	Miscellaneous textile machine operators (7459, 7659)
750-752	not used
753-779	Machine Operators, Assorted Materials
753	Cementing and gluing machine operators (7661)
754	Packaging and filling machine operators (7462, 7662)
755	Extruding and forming machine operators (7463, 7663)
756	Mixing and blending machine operators (7664)
757	Separating, filtering, and clarifying machine operators (7476, 7666, 7676)
758	Compressing and compacting machine operators (7467, 7667)
759	Painting and paint spraying machine operators (7669)
760-762	not used
763	Roasting and baking machine operators, food (7472, 7672)
764	Washing, cleaning, and pickling machine operators (7673)
765	Folding machine operators (7474, 7674)
766	Furnace, kiln, and oven operators, except food (7675)
767	not used
768	Crushing and grinding machine operators (part 7477, part 7677)
769	Slicing and cutting machine operators (7478, 7678)
770-772	not used
773	Motion picture projectionists (part 7479)
774	Photographic process machine operators (6863, 6868, 7671)
775-776	not used
777	Miscellaneous machine operators, n.e.c. (part 7479, 7665, 7679)
778	not used
779	Machine operators, not specified
780-782	not used
783-795	Fabricators, Assemblers, and Hand Working Occupations
783	Welders and cutters (7332, 7532, 7714)
784	Solderers and brazers (7333, 7533, 7717)
785	Assemblers (772, 774)
786	Hand cutting and trimming occupations (7753)
787	Hand molding, casting, and forming occupations (7754, 7755)
788	not used
789	Hand painting, coating, and decorating occupations (7756)
790-792	not used
793	Hand engraving and printing occupations (7757)
794	not used
795	Miscellaneous hand working occupations (7758, 7759)
796-799	Production Inspectors, Testers, Samplers, and Weighers
796	Production inspectors, checkers, and examiners (782, 787)

<b>Code</b>	<b>Occupations</b>
797	Production testers (783)
798	Production samplers and weighers (784)
799	Graders and sorters, except agricultural (785)
800-802	not used
803-859	<b>TRANSPORTATION AND MATERIAL MOVING OCCUPATIONS</b>
803-814	Motor Vehicle Operators
803	Supervisors, motor vehicle operators (8111)
804	Truck drivers (8212-8214)
805	not used
806	Driver-sales workers (8218)
807	not used
808	Bus drivers (8215)
809	Taxicab drivers and chauffeurs (8216)
810-812	not used
813	Parking lot attendants (874)
814	Motor transportation occupations, n.e.c. (8219)
815-822	not used
823-834	Transportation Occupations, Except Motor Vehicles
823-826	Rail Transportation Occupations
823	Railroad conductors and yardmasters (8113)
824	Locomotive operating occupations (8232)
825	Railroad brake, signal, and switch operators (8233)
826	Rail vehicle operators, n.e.c. (8239)
827	not used
828-834	Water Transportation Occupations
828	Ship captains and mates, except fishing boats (part 8241, 8242)
829	Sailors and deckhands (8243)
830-832	not used
833	Marine engineers (8244)
834	Bridge, lock, and lighthouse tenders (8245)
835-842	not used
843-859	Material Moving Equipment Operators
843	Supervisors, material moving equipment operators (812)
844	Operating engineers (8312)
845	Longshore equipment operators (8313)
846-847	not used
848	Hoist and winch operators (8314)
849	Crane and tower operators (8315)
850-852	not used
853	Excavating and loading machine operators (8316)
854	not used
855	Grader, dozer, and scraper operators (8317)
856	Industrial truck and tractor equipment operators (8318)
857-858	not used
859	Miscellaneous material moving equipment operators (8319)
860-863	not used
864-889	<b>HANDLERS, EQUIPMENT CLEANERS, HELPERS, AND LABORERS</b>
864	Supervisors, handlers, equipment cleaners, and laborers, n.e.c. (85)
865	Helpers, mechanics, and repairers (863)
866-868	Helpers, Construction, and Extractive Occupations
866	Helpers, construction trades (8641-8645, 8648)
867	Helpers, surveyor (8646)
868	Helpers, extractive occupations (865)
869	Construction laborers (871)
870-873	not used

<b>Code</b>	<b>Occupations</b>
874	Production helpers (861, 862)
875-883	Freight, Stock, and Material Handlers
875	Garbage collectors (8722)
876	Stevedores (8723)
877	Stock handlers and baggers (8724)
878	Machine feeders and offbearers (8725)
879-882	not used
883	Freight, stock, and material handlers, n.e.c. (8726)
884	not used
885	Garage and service station related occupations (873)
886	not used
887	Vehicle washers and equipment cleaners (875)
888	Hand packers and packagers (8761)
889	Laborers, except construction (8769)
890-904	not used
905	Assigned to persons whose current labor force status is unemployed and whose last job was Armed Forces.

**Detailed Occupation Recodes  
(01-46)**

These codes correspond to the Item A-DTOCC located in positions 222-223 of the adults record layout in all months except March. In March, these codes are located in positions 0161-0162.

<b>Detailed Occupation</b>	<b>Recode</b>	<b>Occupation Code</b>
Administrators and Officials, Public Administration	01	003-006
Other Executive, Administrators, and Managers	02	007-022
Management Related Occupations	03	023-037
Engineers	04	044-059
Mathematical and Computer Scientists	05	064-068
Natural Scientists	06	069-083
Health Diagnosing Occupations	07	084-089
Health Assessment and Treating Occupations	08	095-106
Teachers, College and University	09	113-154
Teachers, Except College and University	10	155-159
Lawyers and Judges	11	178-179
Other Professional Specialty Occupations	12	043,063, 163-177, 183-199
Health Technologists and Technicians	13	203-208
Engineering and Science Technicians	14	213-225
Technicians, Except Health Engineering, and Science	15	226-235
Supervisors and Proprietors, Sales Occupations	16	243
Sales Representatives, Finance, and Business Service	17	253-257
Sales Representatives, Commodities, Except Retail	18	258-259
Sales Workers, Retail and Personal Services	19	263-278
Sales Related Occupations	20	283-285
Supervisors - Administrative Support	21	303-307
Computer Equipment Operators	22	308-309
Secretaries, Stenographers, and Typists	23	313-315
Financial Records, Processing Occupations	24	337-344
Mail and Message Distributing	25	354-357
Other Administrative Support Occupations, Including Clerical	26	316-336, 345-353, 359-389
Private Household Service Occupations	27	403-407
Protective Service Occupations	28	413-427
Food Service Occupations	29	433-444
Health Service Occupations	30	445-447
Cleaning and Building Service Occupations	31	448-455
Personal Service Occupations	32	456-469

<b>Detailed Occupation</b>	<b>Recode</b>	<b>Occupation Code</b>
Mechanics and Repairers	33	503-549
Construction Trades	34	553-599
Other Precision Production Occupations	35	613-699
Machine Operators and Tenders, Except Precision	36	703-779
Fabricators, Assemblers, Inspectors, and Samplers	37	783-799
Motor Vehicle Operators	38	803-814
Other Transportation Occupations and Material Moving	39	823-859
Construction Laborer	40	869
Freight, Stock and Material Handlers	41	875-883
Other Handlers, Equipment Cleaners, and Laborers	42	864-868 874, 885-889
Farm Operators and Managers	43	473-476
Farm Workers and Related Occupations	44	477-489
Forestry and Fishing Occupations	45	494-499
Armed Forces last job, currently unemployed	46	905

**Major Occupation Group Recodes  
(01-14)**

These codes correspond to the Item A-MJOCC located in positions 220-221 of the adults record layout in all months except March. In March, these codes are located in positions 0159-0160.

<b>Occupation Group</b>	<b>Recode</b>	<b>Occupation Code</b>
<b>Managerial and professional specialty occupations</b>		
Executive, administrative, and managerial occupations	01	003-037
Professional specialty occupations	02	043-199
<b>Technical, sales, and administrative support occupations</b>		
Technicians and related support occupations	03	203-235
Sales occupations	04	243-285
Administrative support occupations, including clerical	05	303-389
<b>Service Occupations</b>		
Private household occupations	06	403-407
Protective service occupations	07	413-427
Service occupations, except protective and household	08	433-469
<b>Precision production, craft, and repair occupations</b>	09	503-699
<b>Operators, fabricators, and laborers</b>		
Machine operators, assemblers, and inspectors	10	703-799
Transportation and material moving equipment occupations	11	803-859
Handlers, equipment cleaners, helpers, and laborers	12	864-889
<b>Farming, forestry, and fishing occupations</b>	13	473-499
<b>Armed Forces last job, currently unemployed</b>	14	905

## ATTACHMENT 16

### Specific Metropolitan Identifiers

The specific metropolitan identifiers on this file are based on the Office of Management and Budget's June 30, 1984 definitions and are ranked according to Census Bureau population estimates for July 1, 1983. Identification of CMSA's is based solely on the CMSA/MSA rank code (See List 1). MSA's can be identified by using either the CMSA/MSA rank code (List 1) or the FIPS MSA/PMSA code (List 4). PMSA's can be identified by either the FIPS MSA/PMSA code (List 4) or a combination of the CMSA/MSA rank codes and the PMSA rank code (List 2). Identification of individual central cities is based on a combination of codes (See List 3). Individual central cities are identified by the appropriate central city code and the FIPS MSA/PMSA code or the appropriate central city code, the CMSA/MSA rank code, and, if necessary, the PMSA rank code. Some examples of the proper coding of specific metropolitan areas are given below.

<u>AREA</u>	<u>CMSA/ MSA RANK (MSARANK)</u>	<u>PMSA RANK CODE (PMSARANK)</u>	<u>INDIVIDUAL CENTRAL CITY CODE (CCCODE)</u>	<u>FIPS MSA/PMSA CODE (SMSAFIPS)</u>
	List 1	List 2	List 3	List 4
Dallas-Fort Worth, TX CMSA	010	N/C	N/C	N/C
Fort Worth-Arlington, TX PMSA	010	02	N/C	N/C
OR	N/C	N/C	N/C	2800
Fort Worth, TX Central City	010	02	1	N/C
OR	N/C	N/C	1	2800
Phoenix, AZ MSA	023	N/C	N/C	N/C
OR	N/C	N/C	N/C	6200
Mesa, AZ Central City	023	N/C	2	N/C
OR	N/C	N/C	2	6200
Burlington, VT MSA	224	N/C	N/C	N/C
OR	N/C	N/C	N/C	1305

N/C = No Code Required

#### NOTES:

1. Do not attempt to tally CMSA totals by summing identified PMSA's. The specific PMSA identification for some PMSA's is suppressed while the specific CMSA for those areas is available. The New Hampshire portion of the Boston CMSA is an example of this. While specific identification of Nashua and the Lawrence-Haverill and Lowell portions is suppressed, all areas are coded as being in the Boston CMSA.

2. Many of the smaller metropolitan areas in sample do not contain central city/balance breakdowns and hence, are coded "not identifiable" in the central city metropolitan statistical area residence status code (CCCSMSA). It is recommended that this code in conjunction with the modified metropolitan statistical area residence status code (MSTSMSAR) be used for tallying metropolitan residence status for national and other grouped data.



**LIST 1: CMSA/MSA 1983 RANK CODES (MSARANK)**

<u>CMSA/ MSA RANK CODE</u>	<u>FIPS MSA/ PMSA CODE</u>	<u>CMSA/MSA TITLE</u>
001		New York-New Jersey-Long Island, NY-NJ CMSA
002		Los Angeles-Anaheim-Riverside, CA CMSA
003		Chicago-Gary-Lake County, IL-IN-WI CMSA (Wisconsin portion not in sample)
004		Philadelphia-Wilmington-Trenton, PA-NJ-DE-MD CMSA (Maryland portion suppressed)
005		San Francisco-Oakland-San Jose, CA CMSA
006		Detroit-Ann Arbor, MI CMSA
007		Boston-Laurence-Salem, MA-NH CMSA
000		Houston-Galveston-Brazoria, TX CMSA
009	8040	Washington, DC-VA MSA
010		Dallas-Fort Worth, TX CMSA
011		Cleveland-Akron-Lorain, OH CMSA
012		Miami-Fort Lauderdale, FL CMSA
013		Pittsburgh-Deaver Valley, PA CMSA
014		St. Louis, MO-IL CMSA
015	0520	Atlanta, GA MSA
016	0720	Baltimore, MD MSA
017	5120	Minneapolis-St. Paul, MN-WI MSA (Wisconsin portion not identified)
018		Seattle-Tacoma, WA CMSA
019	7320	San Diego, CA MSA
020	0280	Tampa-St. Petersburg-Clearwater, FL MSA
021		Denver-Boulder, CO CMSA
022		Cincinnati-Hamilton, OH-KY-IN CMSA (Indiana portion not identified)
023	6200	Phoenix, AZ MSA
024		Milwaukee-Racine, WI CMSA
025	3760	Kansas City, MO-KS MSA
026		Portland-Vancouver, OR-WA CMSA
027	5560	New Orleans, LA MSA
020	1040	Columbus, OH MSA
029	5720	Norfolk-Virginia Beach-Newport News, VA MSA
030		Buffalo-Niagara Falls, NY CMSA
031	6920	Sacramento, CA MSA
032	3480	Indianapolis, IN MSA
033	7240	San Antonio, TX MSA
034		Providence-Pawtucket-Fall River, RI-MA CMSA
035	1520	Charlotte-Gastonia-Rock Hill, NC-SC MSA
036		Hartford-New Britain-Middletown, CT CMSA
037	7160	Salt Lake City-Ogden, UT MSA
030	6840	Rochester, NY MSA
039	5880	Oklahoma City, OK MSA
040	4520	Louisville, KY-IN MSA
041	2000	Dayton-Springfield, OH MSA
042	4920	Memphis, TN-AR-MS MSA (Arkansas and Mississippi portions not identified)
043	1000	Birmingham, AL MSA
044	5360	Nashville, TN MSA

<u>CMSA/ MSA RANK CODE</u>	<u>FIPS MSA/ PMSA CODE</u>	<u>CMSA/MSA TITLE</u>
045	3120	Greenboro-Winston Salem-High Point, NC MSA
046	0160	Albany-Schenectady-Troy NY MSA
047	3320	Honolulu, HI MSA
048	5960	Orlando, FL MSA
049	6760	Richmond-Petersburg, VA MSA (Dinwiddie and Prince George counties and Colonial Heights, Hopewell, and Petersburg cities not in sample)
050	3600	Jacksonville, FL MSA
051	7560	Scranton-Wilkes Barre, PA MSA (Monroe county not in sample)
052	0560	Tulsa, OK MSA
053	8960	West Palm Beach-Boca Raton-Delray Beach, FL MSA
054	8160	Syracuse, NY MSA
055	0240	Allentown-Bethlehem, PA-NJ MSA (New Jersey portion not identified)
056	0640	Austin, TX MSA
057	3000	Grand Rapids, MI MSA
058	8400	Toledo, OH MSA
059	5920	Omaha, NE-IA MSA (Iowa portion not identified)
060	6640	Raleigh-Durham, NC MSA
061	3160	Greenville-Spartanburg, SC MSA
062	3840	Knoxville, TN MSA
063	8520	Tucson, AZ MSA
064	3240	Harrisburg-Lebanon-Carlisle, PA MSA (Lebanon county not in sample)
065	2840	Fresno, CA MSA
066	0760	Baton Rouge, LA MSA
067	9320	Youngstown-Warren, OH MSA
068	4120	Las Vegas, NV MSA
069	8000	Springfield, MA MSA
070	2320	El Paso, TX MSA
071	5480	New Haven-Meriden, CT MSA
072	4400	Little Rock-North Little Rock, AR MSA
073	1440	Charleston, SC MSA
074	5160	Mobile, AL MSA (Baldwin county not in sample)
075	0680	Bakersfield, CA MSA
076	3660	Johnson City-Kingsport-Bristol, TN-VA MSA (Virginia portion not identified)
077	2640	Flint, MI MSA
078	0200	Albuquerque, NM MSA
079	9040	Wichita, KS MSA
080	1760	Columbia, SC MSA
081	1560	Chattanooga, TN-GA MSA (Marion and Sequatchie counties Tennessee not in sample)
082	6960	Saginaw-Bay City-Midland, MI MSA
083	4040	Lansing-East Lansing, MI MSA
084	9240	Worcester, MA MSA
085	1320	Canton, OH MSA
086	0840	Beaumont-Port Arthur, TX MSA
087	9280	York, PA MSA
088	1960	Davenport-Rock Island-Moline, IA-IL MSA
089	8120	Stockton, CA MSA
090	2120	Des Moines, IA MSA (Dallas county not in sample)
091	4000	Lancaster, PA MSA
092	3560	Jackson, MS MSA
093	6120	Peoria, IL MSA
094	0600	Augusta, GA-SC, MSA

<u>CMSA/ MSA RANK CODE</u>	<u>FIPS MSA/ PMSA CODE</u>	<u>CMSA/MSA TITLE</u>
095	1880	Corpus Christi, TX MSA
096	7680	Shreveport, LA MSA
097	2760	Fort Wayne, IN MSA
098	7840	Spokane, WA MSA
099	3980	Lakeland-Winter Haven, FL MSA
100	1720	Colorado Springs, CO MSA
101	3400	Huntington-Ashland, WV-KY-OH MSA (Kentucky and Ohio portions not identified)
102	4720	Madison, WI MSA
103	4880	McAllen-Edinburg-Mission, TX MSA
104	4200	Lexington-Fayette, KY MSA
105	8680	Utica-Rome, NY MSA
106	7480	Santa Barbara-Santa Maria-Lompoc, CA MSA
107	6680	Reading, PA MSA
108	6080	Pensacola, FL MSA
109	7120	Salinas-Seaside-Monterey, CA MSA
110	4900	Melbourne-Titusville-Palm Bay, FL MSA
111	0460	Appleton-Oshkosh-Neenah, WI MSA
112	2020	Daytona Beach, FL MSA
113	5170	Modesto, CA MSA
115	5240	Montgomery, AL MSA
116	2360	Erie, PA MSA
117	6880	Rockford, IL MSA
118	2440	Evansville, IN-KY MSA (Kentucky portion not identified)
119	4600	Macon-Warner Robins, GA MSA
120	1400	Charleston, WV MSA
121	2400	Eugene-Springfield, OR MSA
122	0960	Binghamton, NY MSA
123	8700	Visalia-Tulare-Porterville, CA MSA
124	3680	Johnstown, PA MSA
125	2240	Duluth, MN-WI MSA (Wisconsin portion not identified)
126	5520	New London-Norwich, CT-RI MSA (Rhode Island portion suppressed)
127	7000	Salem, OR MSA
128	6460	Poughkeepsie, NY MSA
129	2560	Fayetteville, NC MSA
130	1800	Columbus, GA-AL MSA (Alabama portion not in sample)
131	2700	Fort Myers, FL MSA
132	7000	South Bend-Mishawaka, IN MSA
133	6520	Provo-Orem, UT MSA (Central City portion only identified)
134	1240	Brownsville-Harlingen, TX MSA
135	7520	Savannah, GA MSA
136	7510	Sarasota, FL MSA
137	6000	Roanoke, VA MSA
138	4600	Lubbock, TX MSA
139	3080	Lafayette, LA MSA
140	3810	Killeen-Temple, TX MSA
141	7920	Springfield, MO MSA
142	3720	Kalamazoo, MI MSA
143	0300	Anchorage, AK MSA
144	6720	Reno, NV MSA (Central City portion only identified)
145	3290	Hickory, NC MSA
146	3440	Huntsville, AL MSA
147	8000	Waterbury, CT MSA
148	8240	Tallahassee, FL MSA
149	6450	Portsmouth-Dover-Rochester, NH-ME MSA

<u>CMSA/ MSA RANK CODE</u>	<u>FIPS MSA/ PMSA CODE</u>	<u>CMSA/MSA TITLE</u>
		(Maine portion not entirely in sample and it is not identified)
150	6400	Portland, ME MSA
151	4360	Lincoln, NE MSA
152	0920	Biloxi-Gulfport, MS MSA
153	3350	Houma-Thibodaux, LA MSA
154	7080	Springfield, IL MSA
156	1000	Boise City, ID MSA
157	2900	Gainesville, FL MSA
158	9000	Wheeling, WV-OH MSA (Ohio portion not identified)
161	8000	Waco, TX MSA
163	3960	Lake Charles, LA MSA
164	1360	Cedar Rapids, IA MSA
165	5400	New Bedford, MA MSA
166	1400	Champaign-Urbana-Rantoul, IL MSA
169	2720	Fort Smith, AR-OK MSA (Oklahoma portion not in sample)
170	1140	Bradenton, FL MBA
171	0480	Asheville, NC MSA
172	0870	Benton Harbor, MI MSA
173	8920	Waterloo-Cedar Falls, IA MSA
174	2670	Fort Collins-Loveland, CO MBA
178	8440	Topeka, KS MSA (Central City portion only identified)
179	1620	Chico, CA MSA
180	5320	Muskegon, MI MSA
181	4320	Lima, OH MSA
184	5790	Ocala, FL MSA
185	3520	Jackson, MS MSA
186	5200	Monroe, LA MSA
192	8600	Tuscaloosa, AL MSA
193	0780	Battle Creek, MI MSA
194	0405	Anderson, SC MSA
197	5910	Olympia, WA MSA
198	8320	Terre Haute, IN MSA
199	2650	Florence, AL MSA
201	0280	Altoona, PA MSA
202	0400	Anderson, IN MSA
203	4760	Manchester, NH MSA
204	4890	Medford, OR MBA
207	3710	Joplin, MO MSA
209	4800	Mansfield, OH MSA
211	7610	Sharon, PA MSA
216	6560	Pueblo, CO MSA
219	4200	Lawton, OK MSA
221	1040	Bloomington-Normal, IL MSA
222	2750	Fort Walton Beach, FL MSA
224	1305	Burlington, VT MSA
225	9140	Williamsport, PA MSA
226	7720	Sioux City, IA-NE MSA (Nebraska portion not in sample)
231	7760	Sioux Falls, SD MSA
233	2655	Florence, SC MSA
240	0860	Bellingham, WA MSA
242	9340	Yuba City, CA MSA
246	1740	Colombia, MO MSA
247	2880	Gadsden, AL MSA
248	2580	Fayetteville-Springdale, AR MSA
252	3740	Kankakee, IL MSA

**LIST 2: PMSA 1983 RANK CODES (PMSARANK)**

Note: The PMSA Rank is assigned based on a PMSA's population when compared to other PMSA's within the parent CMSA,

<u>CMSA RANK CODE</u>	<u>PMSA RANK CODE</u>	<u>FIPS MSA PMSA CODE</u>	<u>PMSA TITLE</u>
001	01	5600	New York, NY
	02	5380	Nassau-Suffolk, NY
	03	5640	Newark, NJ
	04	0875	Bergen-Passaic, NJ
	05	5015	Middlesex-Somerset-Hunterdon, NJ
	06	5190	Monmouth-Ocean, NJ
	07	3640	Jersey City, NJ
	08	1160	Bridgeport-Milford, CT
	09	5950	Orange County, NY
	10	8040	Stamford, CT
	11	1930	Danbury, CT
	12	5760	Norwalk, CT
002	01	4480	Los Angeles-Long Beach, CA
	02	0360	Anaheim-Santa Ana, CA
	03	6700	Riverside-San Bernardino, CA
	04	6000	Oxnard-Ventura, CA
003	01	1600	Chicago, IL
	02	2960	Gary-Hammond, IN
	03	3965	Lake County, IL
	04	3690	Joliet, IL
004	05	0620	Aurora-Elgin, IL
	01	6160	Philadelphia, PA-NJ
	02	9160	Wilmington, DE-NJ-MD (New Jersey portion not identified, Maryland portion suppressed.)
005	03	8400	Trenton, NJ
	01	5775	Oakland, CA
	02	7360	San Francisco, CA
	03	7400	San Jose, CA
	04	8720	Vallejo-Fairfield-Napa, CA
	05	7500	Santa Rosa-Petaluma, CA
006	06	7485	Santa Cruz, CA
	01	2160	Detroit, MI
	02	0440	Ann Arbor, MS
007	01	1120	Boston, MA
	02	4160	Lawrence-Haverill, MA-NH (New Hampshire portion not identified)
	03	7090	Salem-Gloucester, MA
	04	4560	Lowell, MA-NH (New Hampshire portion not identified)
	05	1200	Brockton, MA
008	01	3360	Houston, TX
	02	2920	Galveston-Texas City, TX
	03	1145	Brazoria, TX

<u>CMSA RANK CODE</u>	<u>PMSA RANK CODE</u>	<u>FIPS MSA PMSA CODE</u>	<u>PMSA TITLE</u>
010	01	1920	Dallas, TX
	02	2800	Fort Worth-Arlington, TX
011	01	1680	Cleveland, OH
	02	0080	Akron, OH
	03	4440	Lorain-Elyria, OH
012	01	5000	Miami-Hialeah, FL
	02	2600	Fort Lauderdale-Hollywood-Pompano Beach, FL
013	01	6280	Pittsburgh, PA
	02	0845	Beaver County, PA
014	01	7040	St, Louis, MO-IL (Illinois portion not identified)
018	01	7600	Seattle, WA
	02	8200	Tacoma, WA
021	01	2080	Denver, CO
	02	1125	Boulder-Longmont, CO
022	01	1640	Cincinnati, OH-KY-IN (Indiana portion not identified)
	02	3200	Hamilton-Middletown, OH
024	01	5080	Milwaukee, WI
	02	6600	Racine, WI
026	01	6440	Portland, OR
	02	8725	Vancouver, WA
030	01	1200	Buffalo, NY
	02	5700	Niagara Falls, NY
034	01	6400	Providence, RI
	02	6060	Pawtuckett-Woonsocket-Attleboro, RI-MA (Rhode Island-Central City portion only identified)
036	01	3200	Hartford, CT
	02	5440	New Britain, CT

**LIST 3: INDIVIDUAL CENTRAL CITY CODES (CCCODE)**

<u>CMSA/MSA RANK CODE (MSARANK)</u>	<u>PMSA RANK CODE (PMSARANK)</u>	<u>INDIVIDUAL CENTRAL CITY CITY CODE (CCCODE)</u>	<u>CITY</u>
001	03	1	Newark, NJ
		2	Elizabeth, NJ
002	01	1	Los Angeles, CA
		2	Long Beach, CA
		3	Pasadena, CA
	0	Others	
	02	1	Anaheim, CA
		2	Santa Ana, CA
003	03	1	Riverside, CA
		0	Others
	01	1	Chicago, IL
		0	Others
005	02	1	Gary, IN
		0	Others
		1	Oakland, CA
006	01	1	Detroit, MI
		0	Others
007	01	1	Boston, MA
		0	Others
010	01	1	Dallas, TX
		0	Others
	02	1	Fort Worth, TX
		2	Arlington, TX
012	01	1	Miami, FL
		0	Others
	02	1	Fort Lauderdale, FL
017	-	1	Minneapolis, MN
		0	Others
020	-	1	Tampa, FL
		0	Others
023	-	1	Phoenix, AZ
		2	Mesa, AZ
		0	Others
029	-	1	Norfolk, VA
		2	Virginia Beach, VA
		3	Newport News, VA
		4	Hampton, VA
		0	Others
045	-	1	Greensboro, NC
		0	Others
046	-	1	Albany, NY
		0	Others
060	-	1	Raleigh, NC
		0	Others
069	-	1	Springfield, MA
		0	Others

**LIST 4: FIPS MSA/PMSA CODES (SMSAFIPS)**

<u>CMSA/ MSA RANK CODE</u>	<u>PMSA RANK CODE</u>	<u>FIPS MSA/ PMSA CODE</u>	<u>MSA/PMSA TITLE</u>
011	02	0080	Akron, OH, PMSA
046		0160	Albany-Schenectady-Troy, NY MSA
078		0200	Albuquerque, NM MSA
055		0240	Allentown-Bethlehem, PA-NJ MSA (New Jersey portion not identified)
201		0280	Altoona, PA MSA
002	02	0360	Anaheim-Santa Ana, CA PMSA
143		0380	Anchorage, AK MSA
202		0400	Anderson, IN MSA
194		0405	Anderson, SC MSA
006	02	0440	Ann Arbor, MI PMSA
111		0460	Appleton-Oshkosh-Neenah, WI MSA
171		0480	Asheville, NC MSA
015		0520	Atlanta, GA MSA
094		0600	Augusta, GA-SC MSA
003	05	0620	Aurora-Elgin, IL PMSA
056		0640	Austin, TX MSA
075		0680	Bakersfield, CA MSA
016		0720	Baltimore, MD MSA
066		0760	Baton Rouge, LA MSA
193		0780	Battle Creek, MI MSA
086		0840	Beaumont-Port Arthur, FL MSA
013	02	0845	Beaver County, PA PMSA
240		0860	Bellingham, WA MSA
172		0870	Benton Harbor, MI MSA
001	04	0875	Bergen-Passaic, NJ PMSA
152		0920	Biloxi-Gulfport, MS MSA
122		0960	Binghamton, NY MSA
043		1000	Birmingham, AL MSA
221		1040	Bloomington-Normal, IL MSA
156		1080	Boise City, ID MSA
007	01	1120	Boston, MA PMSR
021	02	1125	Boulder-Longmont, CO PMSA
170		1140	Bradenton, FL MSA
008	03	1145	Brazoria, TX PMSA
001	08	1160	Bridgeport-Milford, CT PMSA
007	05	1200	Brockton, MA PMSA
134		1240	Brownsville-Harlingen, TX MSA
030	01	1280	Buffalo, NY PMSA
224		1305	Burlington, VT MSA
085		1320	Canton, OH MSA
164		1360	Cedar Rapids, IA MSA
166		1400	Champaign-Urbana-Rantoul, IL MSA
073		1440	Charleston, SC MSA
120		1480	Charleston, WV MSA
035		1520	Charlotte-Gastonia-Rock Hill, NC-SC MSA
081		1560	Chattanooga, TN-A MSA (Marion and Sequatchie counties Tennessee not in sample)
003	01	1600	Chicago, IL PMSA



<u>CMSA/ MSA RANK CODE</u>	<u>PMSA RANK CODE</u>	<u>FIPS MSA/ PMSA CODE</u>	<u>MSA/PMSA TITLE</u>
179		1620	Chico, CA MSA
022	01	1640	Cincinnati, OH-KY-IN PMSA (Indiana portion not identified)
011	01	1680	Cleveland, OH PMSA
100		1720	Colorado Springs, CO MSA
246		1740	Colombia, MO MSA
080		1760	Columbia, SC MSA
130		1800	Columbus, GA-AL MSA (Alabama portion not in sample)
020	-	1840	Columbus, OH MSA
095		1880	Corpus Christi, TX MSA
010	01	1920	Dallas, TX PMSA
001	11	1930	Danbury, CT PMSR
088		1960	Davenport-Rock Island-Moline, IA-IL MSA
041		2000	Dayton-Springfield, OH MSA
112		2020	Daytona Beach, FL MSA
021	01	2080	Denver, CO PMSA
090		2120	Des Moines, IA MSA (Dallas county not in sample)
006	01	2160	Detroit, MI PMSA
125		2240	Duluth, MN-WI MSA (Wisconsin portion not identified)
070		2320	El Paso, TX MSA
116		2360	Erie, PA MSA
121		2400	Eugene-Springfield, OR MSA
118		2440	Evansville, IN-KY MSA (Kentucky portion not identified)
129		2560	Fayetteville, NC MSA
248		2580	Fayetteville-Springdale, AR MSA
077		2640	Flint, MI MSA
199		2650	Florence, AL MSA
233		2655	Florence, SC MSA
174		2670	Fort Collins-Loveland, CO MSA
012	02	2680	Fort Lauderdale-Hollywood-Pompano Beach, FL PMSA
131		2700	Fort Myers, FL MSA
169		2720	Fort Smith, AR-OK MSA (Oklahoma portion not in sample)
222		2750	Fort Walton Beach, FL MSA
097		2760	Fort Wayne, IN MSA
010	02	2800	Fort Worth-Arlington, TX PMSA
065		2840	Fresno, CA MSA
247		2880	Gadsden, AL MSA
157		2900	Gainesville, FL MSA
008	02	2920	Galveston-Texas City, TX PMSA
003	02	2960	Gary-Hammond, IN PMSA
057		3000	Grand Rapids, MI MSA
045		3120	Greenboro-Winston Salem-High Point, NC MSA
061		3160	Greenville-Spartanburg, SC MSA
022	02	3200	Hamilton-Middletown, OH PMSA
064		3240	Harrisburg-Lebanon-Carlisle, PA MSA (Lebanon county not in sample)
036	01	3280	Hartford, CT PMSA
145		3290	Hickory, NC MSA

<u>CMSA/ MSA RANK CODE</u>	<u>PMSA RANK CODE</u>	<u>FIPS MSA/ PMSA CODE</u>	<u>MSA/PMSA TITLE</u>
047		3320	Honolulu, HI MSA
153		3350	Houma-Thibodaux, LA MSA
008	01	3360	Houston, TX PMSA
101		3400	Huntington-Ashland, WV-KY-OH MSA (Kentucky and Ohio portions not identified)
146		3440	Huntsville, AL MSA
032		3480	Indianapolis, IN MSA
185		3520	Jackson, MI MSA
092		3560	Jackson, MS MSA
050		3600	Jacksonville, FL MSA
001	07	3640	Jersey City, NJ PMSA
076		3660	Johnson City-Kingsport-Bristol, TN-VA MSA (Virginia portion not identified)
124		3680	Johnstown, PA MSA
003	04	3690	Joliet, IL PMSA
207		3710	Joplin, MO MSA
142		3720	Kalamazoo, MI MSA
252		3740	Kankakee, IL MSA
025		3760	Kansas City, MO-KS MSA
140		3810	Killeen-Temple, TX MSA
062		3840	Knoxville, TN MSA
139		3880	Lafayette, LA MSA
163		3960	Lake Charles, LA MSA
003	03	3965	Lake County, IL PMSA
099		3980	Lakeland-Winter Haven, FL MSA
091		4000	Lancaster, PA MSA
083		4040	Lansing-East Lansing, MI MSA
060		4120	Las Vegas, NV MSA
007	02	4160	Lawrence-Haverill, MA-NH PMSA (New Hampshire portion not identified)
219		4200	Lawton, OK MSA
104		4280	Lexington-Fayette, KY MSA
181		4320	Lima, OH MSA
151		4360	Lincoln, NE MSA
072		4400	Little Rock-North Little Rock, AR MSA
011	03	4440	Lorain-Elyria, OH PMSA
002	01	4480	Los Angeles-Long Beach, CA PMSA
040		4520	Louisville, KY-IN MSA
007	04	4560	Lowell, MA-NH PMSA (New Hampshire portion not identified)
138		4600	Lubbock, TX MSA
119		4680	Macon-Warner Robins, GA MSA
102		4720	Madison, WI MSA
203		4760	Manchester, NH MSA
209		4800	Mansfield, OH MSA
103		4880	McAllen-Edinburg-Mission, TX MSA
204		4890	Medford, OR MSA
110		4900	Melbourne-Titusville-Palm Bay, FL MSA
042		4920	Memphis, TN-AR-MS MSA (Arkansas and Mississippi portions not identified)
012	01	5000	Miami-Hialeah, FL PMSA
001	05	5015	Middlesex-Somerset-Hunterdon, NJ PMSA
024	01	5080	Milwaukee, WI PMSA

<u>CMSA/ MSA RANK CODE</u>	<u>PMSA RANK CODE</u>	<u>FIPS MSA/ PMSA CODE</u>	<u>MSA/PMSA TITLE</u>
017		5120	Minneapolis-St. Paul, MN-WI MSA (Wisconsin portion not identified)
074		5160	Mobile, AL MSA (Baldwin county not in sample)
113		5170	Modesto, CA MSA
001	06	5190	Monmouth-Ocean, NJ PMSA
106		5200	Monroe, LA MSA
115		5240	Montgomery, AL MSA
100		5320	Muskegon, MI MSA
044		5360	Nashville, TN MSA
001	02	5380	Nassau-Suffolk, NY PMSA
165		5400	New Bedford, MA MSA
036	02	5440	New Britain, CT PMSA
071		5480	New Haven-Meriden, CT MSA
126		5520	New London-Norwich, CT-RI MSA (Rhode Island portion suppressed)
027		5560	New Orleans, LA MSA
001	01	5600	New York, NY PMSA
001	03	5640	Newark, NJ PMSA
030	02	5700	Niagara Falls, NY PMSA
029		5720	Norfolk-Virginia Beach-Newport News, VA MSA
001	12	5760	Norwalk, CT PMSA
005	01	5775	Oakland, CA PMSA
184		5790	Ocala, FL MSA
039		5880	Oklahoma City, OK MSA
197		5910	Olympia, WA MSA
059		5920	Omaha, NE-IA MSA (Iowa portion not identified)
001	09	5950	Orange County, NY PMSA
048		5960	Orlando, FL MSA
002	04	6000	Oxnard-Ventura, CA PMSA
034	02	6060	Pawtuckett-Woonsocket-Attleboro, RI-MA PMSA (Rhode Island Central City portion only identified)
100		6080	Pensacola, FL MSA
093		6120	Peoria, IL MSA
004	01	6160	Philadelphia, PA-NJ PMSA
023		6200	Phoenix, AZ MSA
013	01	6280	Pittsburgh, PA PMSA
150		6400	Portland, ME MSA
026	01	6440	Portland, OR PMSA
149		6450	Portsmouth-Dover-Rochester, NH-ME MSA (Maine portion not entirely in sample and it is not identified)
128		6460	Poughkeepsie, NY MSA
034	01	6480	Providence, RI PMSA
133		6520	Provo-Orem, UT MSA (Central City portion only identified)
216		6560	Pueblo, CO MSA
024	02	6600	Racine, WI PMSA
060		6640	Raleigh-Durham, NC MSA
107		6680	Reading, PA MSA
144		6720	Reno, NV MSA (Central City portion only identified)

<u>CMSA/ MSA RANK CODE</u>	<u>PMSA RANK CODE</u>	<u>FIPS MSA/ PMSA CODE</u>	<u>MSA/PMSA TITLE</u>
049		6760	Richmond-Petersburg, VA MSA (Dinwiddie and Prince George counties and Colonial Heights, Hopewell, and Petersburg cities not in sample)
002	03	6780	Riverside-San Bernardino, CA PMSA
137		6800	Roanoke, VA MSA
038		6840	Rochester, NY MSA
117		6880	Rockford, IL MSA
031		6920	Sacramento, CA MSA
082		6960	Saginaw-Bay City-Midland, MI MSA
014	01	7040	St. Louis, FL PMSA (Illinois portion not identified)
127		7080	Salem, OR MSA
007	03	7090	Salem-Gloucester, MA PMSA
109		7120	Salinas-Seaside-Monterey, CA MSA
037		7160	Salt Lake City-Ogden, UT MSA
033		7240	San Antonio, TX MSA
019		7320	San Diego, CA MSA
005	02	7360	San Francisco, CA PMSA
005	03	7400	San Jose, CA PMSA
106		7480	Santa Barbara-Santa Maria-Lompoc, CA MSA
005	06	7485	Santa Cruz, CA PMSA
005	05	7500	Santa Rosa-Petaluma, CA PMSA
136		7510	Sarasota, FL MSA
135		7520	Savannah, GA MSA
051		7560	Scranton-Wilkes Barre, PA MSA (Monroe county not in sample)
018	01	7600	Seattle, WA PMSA
211		7610	Sharon, PA MSA
096		7680	Shreveport, LA MSA
226		7720	Sioux City, IA-NE MSA (Nebraska portion not in sample)
231		7760	Sioux Falls, SD MSA
132		7800	South Bend-Mishawaka, IN MSA
090		7840	Spokane, WA MSA
154		7880	Springfield, IL MSA
141		7920	Springfield, MO MSA
069		8000	Springfield, MA MSA
001	10	8040	Stamford, CT PMSA
089		8120	Stockton, CA MSA
054		8160	Syracuse, NY MSA
018	02	8200	Tacoma, WA PMSA
148		8240	Tallahassee, FL MSA
020		8280	Tampa-St. Petersburg-Clearwater, FL MSA
198		8320	Terre Haute, IN MSA
058		8400	Toledo, OH MSA
170		8440	Topeka, KS MSA (Central City portion only identified)
004	03	8480	Trenton, NJ PMSA
063		8520	Tucson, AZ MSA
052		8560	Tulsa, OK MSA
192		8600	Tuscaloosa, AL MSA
105		8680	Utica-Rome, NY MSA
005	04	8720	Vallejo-Fairfield-Napa, CA PMSA

<u>CMSA/ MSA RANK CODE</u>	<u>PMSA RANK CODE</u>	<u>FIPS MSA/ PMSA CODE</u>	<u>MSA/PMSA TITLE</u>
026	02	8725	Vancouver, WA PMSA
123		8780	Visalia-Tulare-Porterville, CA MSA
161		8800	Waco, TX MSA
009		8840	Washington, DC-MD-VA MSA
147		8880	Waterbury, CT MSA
173		8920	Waterloo-Cedar Falls, IA MSA
053		8960	West Palm Beach-Boca Raton-Delray Beach, FL MSA
158		9000	Wheeling, WV-OH MSA (Ohio portion not identified)
079		9040	Wichita, KS MSA
225		9140	Williamsport, PA MSA
004	02	9160	Wilmington, DE-NJ-MD PMSA (New Jersey portion not identified, Maryland portion suppressed.)
004		9240	Worcester, MA MSA
087		9280	York, PA MSA
067		9320	Youngstown-Warren, OH MSA
242		9340	Yuba City, CA MSA

## ATTACHMENT 17

### Topcoding of Usual Hourly Earnings

This variable will be topcoded based on an individual's usual hours worked variable, if the individual's edited usual weekly earnings variable is \$999. The topcode is computed such that the product of usual hours times usual hourly earnings does not exceed an annualized wage of \$100,000 (\$1,923.07 per week). Below is a list of the appropriate topcodes.

Hours	Topcode	Hours	Topcode	Hours	Topcode
1	None	34	\$56.56	67	\$28.70
2	None	35	\$54.94	68	\$28.28
3	None	36	\$53.41	69	\$27.87
4	None	37	\$51.97	70	\$27.47
5	None	38	\$50.60	71	\$27.08
6	None	39	\$49.30	72	\$26.70
7	None	40	\$48.07	73	\$26.34
8	None	41	\$46.90	74	\$25.98
9	None	42	\$45.78	75	\$25.64
10	None	43	\$44.72	76	\$25.30
11	None	44	\$43.70	77	\$24.97
12	None	45	\$42.73	78	\$24.65
13	None	46	\$41.80	79	\$24.34
14	None	47	\$40.91	80	\$24.03
15	None	48	\$40.06	81	\$23.74
16	None	49	\$39.24	82	\$23.45
17	None	50	\$38.46	83	\$23.16
18	None	51	\$37.70	84	\$22.89
19	None	52	\$36.98	85	\$22.62
20	\$96.15	53	\$36.28	86	\$22.36
21	\$91.57	54	\$35.61	87	\$22.10
22	\$87.41	55	\$34.96	88	\$21.85
23	\$83.61	56	\$34.34	89	\$21.60
24	\$80.12	57	\$33.73	90	\$21.36
25	\$76.92	58	\$33.15	91	\$21.13
26	\$73.96	59	\$32.59	92	\$20.90
27	\$71.22	60	\$32.05	93	\$20.67
28	\$68.68	61	\$31.52	94	\$20.45
29	\$66.31	62	\$31.01	95	\$20.24
30	\$64.10	63	\$30.52	96	\$20.03
31	\$62.03	64	\$30.04	97	\$19.82
32	\$60.09	65	\$29.58	98	\$19.62
33	\$58.27	66	\$29.13	99	\$19.42

## ATTACHMENT 18

### SOURCE AND ACCURACY STATEMENT

#### Source and Accuracy Statement for the April 1993 Microdata File on Employee Benefits

##### SOURCE OF DATA

The data in this microdata file come from the April 1993 Current Population Survey (CPS). The Bureau of the Census conducts this survey every month, although this file has only April 1993 data. The April 1993 survey uses two sets of questions, the basic CPS and the supplement.

**Basic CPS.** The basic CPS collects primarily labor force data about the civilian noninstitutional population as well as basic demographic characteristics of the population such as age, sex, race, marital status and household relationship. Field representatives ask questions concerning labor force participation about each member 15 years old and over in every sample household.

The present CPS sample was selected from the 1980 Decennial Census files with coverage in all 50 states and the District of Columbia. The sample is continually updated to account for new residential construction. It is located in 729 areas comprising 1,973 counties, independent cities, and minor civil divisions. About 60,000 occupied households are eligible for interview every month. Field representatives are unable to obtain interviews at about 2,600 of these units because the occupants are not home after repeated calls or are unavailable for some other reason.

Since the introduction of the CPS, the Bureau of the Census has redesigned the CPS sample several times to improve the quality and reliability of the data and to satisfy changing data needs. The most recent changes were completely implemented in July 1985.

**April 1993 Supplement.** In addition to the basic CPS questions, field representatives asked supplementary questions in April about employee benefits. About 80 percent of the persons eligible for the supplement responded to these questions.

**Estimation Procedure.** This survey's estimation procedure inflates weighted sample results to independent estimates of the civilian noninstitutional population of the United States by age, sex, race and Hispanic/non-Hispanic categories. The independent estimates were based on statistics from decennial censuses of population; statistics on births, deaths, immigration and emigration; and statistics on the size of the Armed Forces. The independent population estimates used for this microdata file were based on updates to controls established by the 1980 Decennial Census. The independent population estimates include some, but not all, undocumented immigrants. For more details on the change in independent estimates, see the section entitled "Introduction of 1980 Census Population Controls" in an earlier report (Series P-60, No. 133).

## ACCURACY OF THE ESTIMATES

Since the CPS estimates come from a sample, they may differ from figures from a complete census using the same questionnaires, instructions, and enumerators. A sample survey estimate has two possible types of error: sampling and nonsampling. The accuracy of an estimate depends on both types of error, but the full extent of the nonsampling error is unknown. Consequently, one should be particularly careful when interpreting results based on a relatively small number of cases or on small differences between estimates. The standard errors for CPS estimates primarily indicate the magnitude of sampling error. They also partially measure the effect of some nonsampling errors in responses and enumeration, but do not measure systematic biases in the data. (Bias is the average over all possible samples of the differences between the sample estimates and the desired value.)

**Nonsampling Variability.** Nonsampling errors can be attributed to several sources including the following:

- Inability to obtain information about all cases in the sample.
- Definitional difficulties.
- Differences in the interpretation of questions.
- Respondents' inability or unwillingness to provide correct information.
- Respondents' inability to recall information.
- Errors made in data collection such as in recording or coding the data.
- Errors made in processing the data.
- Errors made in estimating values for missing data.
- Failure to represent all units with the sample.

CPS undercoverage results from missed housing units and missed persons within sample households. Compared to the level of the 1980 Decennial Census, overall CPS undercoverage is about 7 percent. CPS undercoverage varies with age, sex, and race. Generally, undercoverage is larger for males than for females and larger for Blacks and other races combined than for Whites. As described previously, ratio estimation to independent age-sex-race-Hispanic population controls partially corrects for the bias due to undercoverage. However, biases exist in the estimates to the extent that missed persons in missed households or missed persons in interviewed households have different characteristics from those of interviewed persons in the same age-sex-race-Hispanic group. Furthermore, the independent population controls have not been adjusted for undercoverage in the 1980 census.

A common measure of survey coverage is the coverage ratio, the estimated population before ratio adjustment divided by the independent population control. Table 1 shows CPS coverage ratios for age-sex-race groups for May 1993. The CPS coverage ratios can exhibit some variability from month to month, but these are a typical set of coverage ratios. Other Census Bureau household surveys experience similar coverage.



Table 1: CPS Coverage Ratios

Age	Non-Black		Black		All Persons		Total
	M	F	M	F	M	F	
0-14	0.948	0.960	0.913	0.930	0.943	0.955	0.949
15	0.953	0.986	0.975	1.025	0.956	0.993	0.974
16	0.877	0.997	0.886	0.963	0.879	0.991	0.934
17	0.958	0.956	0.860	0.932	0.942	0.952	0.947
18	0.950	0.958	0.931	0.692	0.947	0.916	0.931
19	0.882	0.953	0.773	0.740	0.866	0.920	0.893
20-24	0.889	0.918	0.645	0.820	0.856	0.904	0.881
25-26	0.867	0.964	0.687	0.820	0.844	0.943	0.894
27-29	0.919	0.941	0.700	0.834	0.892	0.926	0.909
30-34	0.884	0.947	0.667	0.865	0.859	0.936	0.898
35-39	0.892	0.936	0.693	0.928	0.871	0.935	0.903
40-44	0.895	0.933	0.781	0.889	0.884	0.928	0.906
45-49	0.933	0.955	0.842	0.938	0.925	0.953	0.939
50-54	0.953	0.958	0.845	0.869	0.942	0.948	0.945
55-59	0.918	0.905	0.797	0.906	0.906	0.905	0.905
60-62	0.926	0.874	0.702	0.779	0.904	0.864	0.883
63-64	0.851	0.960	0.814	0.944	0.848	0.959	0.906
65-67	0.891	0.945	0.785	0.991	0.881	0.950	0.918
68-69	0.876	0.986	0.741	0.810	0.864	0.970	0.922
70-74	0.955	1.020	0.866	0.949	0.948	1.014	0.985
75-99	0.983	1.019	0.713	0.861	0.962	1.006	0.990
15+	0.911	0.951	0.752	0.877	0.893	0.942	0.919
0+	0.919	0.953	0.802	0.891	0.905	0.945	0.926

These coverage ratios are for May 1993.

For additional information on nonsampling error including the possible impact on CPS data when known, refer to Statistical Policy Working Paper 3, An Error Profile: Employment as Measured by the Current Population Survey, Office of Federal Statistical Policy and Standards, U.S. Department of Commerce, 1978 and Technical Paper 40, The Current Population Survey: Design and Methodology, Bureau of the Census, U.S. Department of Commerce.

**Comparability of Data.** Data obtained from the CPS and other sources are not entirely comparable. This results from differences in field representative training and experience and in differing survey processes. This is an example of nonsampling variability not reflected in the standard errors. Use caution when comparing results from different sources.

Caution should also be used when comparing estimates obtained from this microdata file, which reflect 1980 census-based population controls, with estimates for 1980 and earlier years, which reflect 1970 census-based population controls. This change in population controls had relatively little impact on summary measures such as means, medians, and percentage distributions, but did have a significant impact on levels. For example, use of 1980 based population controls results in about a 2-percent increase in the civilian noninstitutional population and in the number of families and households. Thus, estimates of levels for data collected in 1981 and later years will differ from those for earlier years by more than what could be attributed to actual changes in the population. These differences could be disproportionately greater for certain subpopulation groups than for the total population.

**Note When Using Small Estimates.** Because of the large standard errors involved, summary measures (such as medians and percentage distributions) probably do not reveal useful information when computed on a smaller base than 75,000.

Take care in the interpretation of small differences. For instance, even a small amount of nonsampling error can cause a borderline difference to appear significant or not, thus distorting a seemingly valid hypothesis test.

**Sampling Variability.** Sampling variability is variation that occurred by chance because a sample was surveyed rather than the entire population. Standard errors, as calculated by the methods described next, are primarily measures of sampling variability, although they may include some nonsampling error.

**Standard Errors and Their Use.** A number of approximations are required to derive, at a moderate cost, standard errors applicable to estimates from this microdata file. Instead of providing an individual standard error for each estimate, two parameters, a and b, are provided to calculate standard errors for each type of characteristic. These parameters are listed in the attached Table 2 below.

Table 2: Standard Error Parameters for Employee Benefits

Type of Characteristics	Parameters	
	a	b
Total or White	0.000051	4,736
Black	0.000500	5,120

The sample estimate and its standard error enable one to construct a confidence interval, a range that would include the average result of all possible samples with a known probability. For example, if all possible samples were surveyed under essentially the same general conditions and using the same sample design, and if an estimate and its standard error were calculated from each sample, then approximately 90 percent of the intervals from 1.645 standard errors below the estimate to 1.645 standard errors above the estimate would include the average result of all possible samples.

A particular confidence interval may or may not contain the average estimate derived from all possible samples. However, one can say with specified confidence that the interval includes the average estimate calculated from all possible samples.

Standard errors may also be used to perform hypothesis testing, a procedure for distinguishing between population parameters using sample estimates. One common type of hypothesis is that the population parameters are different. An example of this would be comparing the proportion of federal government employees covered by health insurance to the proportion of private industry employees covered by health insurance.

Tests may be performed at various levels of significance, where a significance level is the probability of concluding that the characteristics are different when, in fact, they are the same. To conclude that two parameters are different at the 0.10 level of significance, for example, the absolute value of the estimated difference between characteristics is greater than or equal to 1.645 times the standard error of the difference.

The Census Bureau uses 90-percent confidence intervals and 0.10 levels of significance to determine statistical validity. Consult standard statistical textbooks for alternative criteria.

**Standard Errors of Estimated Numbers.** The approximate standard error,  $s_x$ , of an estimated number from this microdata file can be obtained using the formula

$$s_x = \sqrt{ax^2 + bx} \quad (1)$$

Here  $x$  is the size of the estimate and  $a$  and  $b$  are the parameters in Table 2 associated with the particular type of characteristic. When calculating standard errors for numbers from cross-tabulations involving different characteristics, use the set of parameters for the characteristic which will give the largest standard error.

#### Illustration

In April 1993, about 3,102,000 federal government employees received employer paid sick leave. Use the appropriate parameters from Table 2 and formula (1) to get

Estimate, x	3,102,000
a parameter	0.000051
b parameter	4,736
Standard error	123,000
90% conf. int.	2,900,000 to 3,304,000

The standard error is calculated as

$$s_x = \sqrt{0.000051 \times 3,102,000^2 + 4,736 \times 3,102,000} = 123,000$$

The 90-percent confidence interval for the number of federal government employees who would receive employer paid sick leave is calculated as 3,102,000  $\pm$  1.645  $\times$  123,000. A conclusion that the average estimate derived from all possible samples lies within a range computed in this way would be correct for roughly 90 percent of all possible samples.

**Standard Errors of Estimated Percentages.** The reliability of an estimated percentage, computed using sample data for both numerator and denominator, depends on the size of the percentage and its base. Estimated percentages are relatively more reliable than the corresponding estimates of the numerators of the percentages, particularly if the percentages are 50 percent or more. When the numerator and denominator of the percentage are in different categories, use the parameter from Table 2 indicated by the numerator.

The approximate standard error,  $s_{x,p}$ , of an estimated percentage can be obtained by using the formula

$$s_{x,p} = \sqrt{\frac{b}{x} p(100 - p)} \quad (2)$$

Here x is the total number of persons, families, households, or unrelated individuals in the base of the percentage, p is the percentage ( $0 \leq p \leq 100$ ), and b is the parameter in Table 2 associated with the characteristic in the numerator of the percentage.

#### Illustration

In April 1993, of the 3,102,000 federal government employees who received employer paid sick leave, 1,231,788 or 39.7 percent would receive wage/salary payments for at least five months of a six month illness. Use the appropriate parameter from Table 2 and formula (2) to get

Percentage, p	39.7
Base, x	3,102,000
b parameter	4,736
Standard error	1.9
90% conf. int.	36.6 to 42.8

The standard error is calculated as

$$s_{x,p} = \sqrt{\frac{4,736}{3,102,000} 39.7 \times 60.3} = 1.9$$

The 90-percent confidence interval for the percentage of federal government employees receiving employer paid sick leave who would receive wage salary payments for at least five months of a six month illness is calculated as  $39.7 \pm 1.645 \times 1.9$ .

**Standard Error of a Difference.** The standard error of the difference between two sample estimates is approximately equal to

$$s_{x-y} = \sqrt{s_x^2 + s_y^2} \quad (3)$$

where  $s_x$  and  $s_y$  are the standard errors of the estimates, x and y. The estimates can be numbers, percentages, ratios, etc. This will represent the actual standard error quite accurately for the difference between estimates of the same characteristic in two different areas, or for the difference between separate and uncorrelated characteristics in the same area. However, if there is a high positive (negative) correlation between the two characteristics, the formula will overestimate (underestimate) the true standard error.

#### Illustration

Suppose that of the 3,102,000 federal government employees who received employee paid sick leave, 39.7 percent would receive wage/salary payments for at least five months of a six month illness whereas of the 46,104,000 private industry employees who received employee paid sick leave, 28.9 percent would receive wage/salary payments for at least five months of a six month illness. The apparent difference in the percentages between these two groups is 10.8. Use the appropriate parameters from Table 2 and formulas (2) and (3) to get

	x	y	difference
Estimate	39.7	28.9	10.8
Base, x	3,102,313	46,104,027	--
b parameter	4,736	4,736	--
Standard error	1.9	0.5	2.0
90% conf. int.	36.6 to 42.8	28.1 to 29.7	7.5 to 14.1

The standard error of the difference is calculated as

$$s_{x-y} = \sqrt{1.9^2 + 0.5^2} = 2.0$$

The 90-percent confidence interval for the estimated difference is from 7.5 to 14.1 percent, i.e.,  $10.8 \pm 1.645 \times 2.0$ . Since the interval does not contain zero, we can conclude with 90-percent confidence that the proportion of federal government employees receiving employer-paid sick leave who would receive wage/salary payments for at least five months of a six month illness is greater than that for private industry employees.

## **ATTACHMENT 19**

### **User Notes**

**This section will contain information relevant to the Current Population Survey, April 1993: Survey of Employee Benefits file that becomes available after the file is released. The cover letter to the updated information should be filed behind this page.**

**User notes will be sent to all users who purchased their file (or technical documentation) from the Census Bureau.**