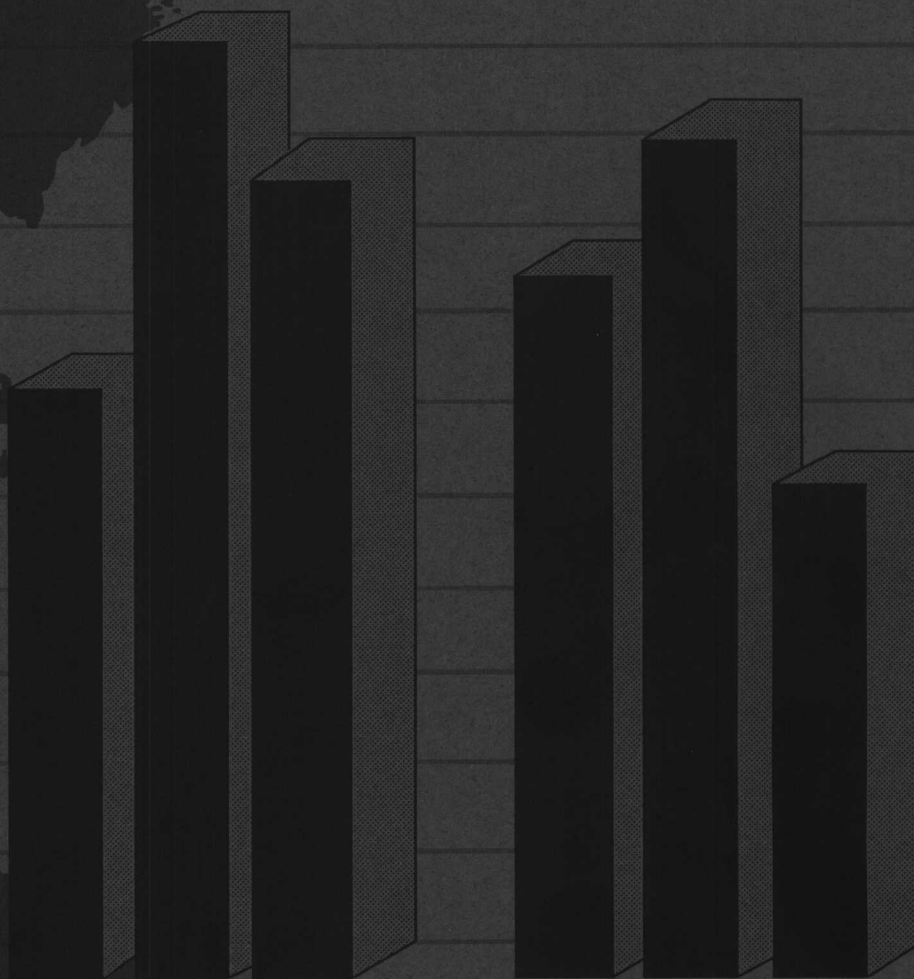


Federal Procurement Data System



FEDERAL PROCUREMENT REPORT

Fiscal Year 1991 through Fourth Quarter
(October 1, 1990 through September 30, 1991)

Prepared By
U.S. General Services Administration
Federal Procurement Data Center
Executive Agent for
Office of Management and Budget
Office of Federal Procurement Policy

FOREWORD

Public Law 93-400 requires that the Office of Management and Budget (OMB), Office of Federal Procurement Policy (OFPP), "...establish a system for collecting, developing, and disseminating the procurement data which takes into account the needs of the Congress, the executive branch, and the public sector." Under the guidance of OFPP, design of the Federal Procurement Data System was completed in early 1978 and data collection began October 1, 1978. The Federal Procurement Data Center was established to operate the system. The Center provides a central point to respond to the requirements of the legislative, executive, and judicial branches of the Government as well as the private sector.

The Federal Procurement Data Center produces reports which examine various aspects and impacts of the Federal acquisition process. The data can be used for geographical analysis, market analysis, and analysis of the impact of congressional and presidential initiatives in socio-economic areas such as small business. The data is also a reliable basis for measuring and assessing the impact of Federal acquisition policy and management improvement.

Basic acquisition data will be published each fiscal year in the Federal Procurement Report. Special reports to meet specific data requirements can be produced on demand.

Further information regarding the Federal Procurement Data System reports or capabilities can be obtained from the Federal Procurement Data Center, U. S. General Services Administration, 7th and D Streets, S.W., Room 5652, Washington, D.C. 20407 or by calling area code (202) 401-1529.

HOW VALID IS FPDS DATA ?

The "Agency Reporting Performance" chart displays each reporting activity's procurement dollars as submitted into the Federal Procurement Data System (FPDS). All dollars shown on the chart reflect the absolute dollar value of actions reported. For example, an agency submitting three records, one award (obligation) of \$20,000, one deobligation of \$12,000 against a previously reported contract, and one invalid transaction of \$10,000 would appear on the charts as follows:

	Total \$(000)	Total Invalid (\$000)	Previous Quarters
Agency X	\$42	\$10	\$0

(Note: Total \$ includes all transactions reported during the current report period, timely or untimely, valid or invalid.)

The absolute dollar value of each record is utilized to provide a meaningful index of the total effect on the FPDS master file. However, because this is the only place in the report where absolute values are reflected, the figures in this chart and those in the rest of the report are not comparable.

The total invalid dollars column includes those records that fail to pass FPDS system edits and are not entered into the master file. Agencies had 30 days to correct their invalid transactions, and only those records which are not corrected in time for inclusions in this publication are reflected in the invalid dollars total.

Previous Quarters' Dollars column includes any records submitted during the current reporting quarter for actions which occurred during a previous quarter, and changes or correction to records already in the FPDS master file. Separate totals for action completed during the current fiscal year and for the year-to-date totals in the report will reflect all reported actions which occurred during the current fiscal year. Most actions submitted subsequent to the fiscal year in which they occurred will not be reflected in the FPDS report. FPDS historical master files are updated with all records such that any special reports produced reflect the latest data.

HIGHLIGHTS

The FPDS Federal Procurement Report is published annually, and contains "snapshot" statistics on the procurement activities of over 60 agencies. The figures in this report are only as accurate, timely and complete as the data provided by the reporting agencies to the FPDC.

Due to rounding, dollars on the charts may not equal the TOTAL DOLLAR figure, and percentages may not total 100 percent.

The FPDS Federal Procurement Report is current as of the date of issuance and all older reports are obsolete, therefore, the FPDC will not maintain prior issuances for either distribution or for reference.

In addition to this report, the Federal Procurement Data Center produces the Competitor's Edge which is a free booklet describing the special advantages of the FPDS Special Reports. To obtain the Competitor's Edge, call the FPDC at (202) 401-1529 or write:

Federal Procurement Data Center
7th and D Streets, S.W., Room 5652
Washington, D.C. 20407

TABLE OF CONTENTS

FORWARD	i
HOW VALID IS FPDS DATA	ii
HIGHLIGHTS	iii
FEDERAL PROCUREMENT HISTORY	vi
HIGHLIGHTS	vii
SMALL BUSINESS OWNERSHIP REPORT	1
A. Federal Contract Actions & Dollars	2
B. SF 279/SF 281 Comparisons	4
C. Contract Dollars by Exec. Dept. & Agencies	5
D. Federal Procurement by Major PSC	6
E. Federal Procurement by R&D	7
F. Federal Procurement by Other Services & Construction	7
G. Federal Procurement by Supplies & Equipment	8
H. Federal Procurement by SIC	10
I. Federal Procurement by Percentage of Competition	12
J. Federal Procurement Comparison of Pre- and Post-CICA Action	12
K. Federal Procurement Competition Statistics	13
L. Federal Procurement Top 100 Contractors	14
M. Federal Procurement Top 10 Contractors by PSC	16
SECTION II - GEOGRAPHIC VIEWS	19
A. Federal Procurement by State Summary	20
B. Federal Procurement by Top 10 States for Last 5 Years	21
C. STATE SNAPSHOTS:	
1. Alabama	22
2. Alaska	23
3. Arizona	24
4. Arkansas	25
5. California	26
6. Colorado	27
7. Connecticut	28
8. Delaware	29
9. District of Columbia	30
10. Florida	31
11. Georgia	32
12. Hawaii	33
13. Idaho	34
14. Illinois	35
15. Indiana	36
16. Iowa	37
17. Kansas	38
18. Kentucky	39
19. Louisiana	40
20. Maine	41
21. Maryland	42
22. Massachusetts	43
23. Michigan	44
24. Minnesota	45
25. Missouri	46
26. Mississippi	47
27. Montana	48
28. Nebraska	49
29. Nevada	50
30. New Hampshire	51
31. New Jersey	52
32. New Mexico	53
33. New York	54
34. North Carolina	55
35. North Dakota	56
36. Ohio	57
37. Oklahoma	58
38. Oregon	59
39. Pennsylvania	60
40. Rhode Island	61
41. South Carolina	62
42. South Dakota	63
43. Tennessee	64
44. Texas	65
45. Utah	66
46. Vermont	67
47. Virginia	68

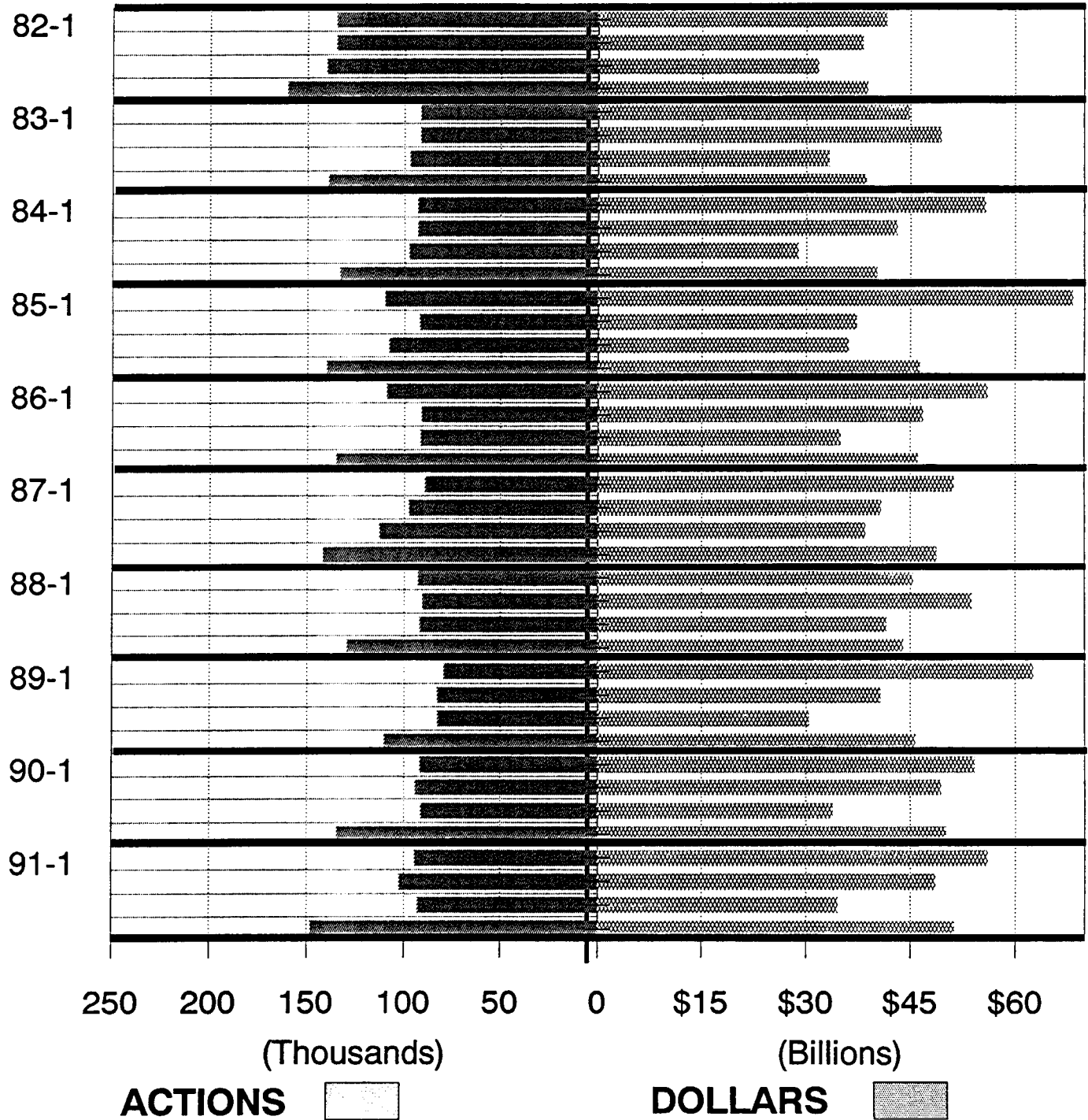
FEDERAL PROCUREMENT DATA SYSTEM

TABLE OF CONTENTS - Continued

48.	Washington	69
49.	West Virginia	70
50.	Wisconsin	71
51.	Wyoming	72
SECTION III - AGENCY VIEWS		
A.	Total Federal Snapshot Report	73
B.	Agency Snapshot Reports	74
1.	Executive Office of the President	76
2.	Department of Agriculture	78
3.	Department of Commerce	80
4.	Department of Defense	82
5.	Department of Education	84
6.	Department of Energy	86
7.	Department of Health and Human Services	88
8.	Department of Housing and Urban Development	90
9.	Department of the Interior	92
10.	Department of Justice	94
11.	Department of Labor	96
12.	Department of State	98
13.	Department of Transportation	100
14.	Department of the Treasury	102
15.	Department of Veterans Affairs	104
16.	Action	106
17.	Administrative Conference of the US	108
18.	Agency for International Development	110
19.	American Battle Monuments Commission	112
20.	Board for International Broadcasting	114
21.	Commission on Civil Rights	116
22.	Commodity Future Trading Commission	118
23.	Consumer Product Safety Commission	120
24.	Defense Nuclear Facilities Safety Board	122
25.	Environmental Protection Agency	124
26.	Equal Employment Opportunity Commission	126
27.	Federal Communications Commission	128
28.	Federal Election Commission	130
29.	Federal Emergency Management Agency	132
30.	Federal Labor Relations Authority	134
31.	Federal Maritime Commission	136
32.	Federal Mediation & Conciliation Service	138
33.	Federal Mine Safety & Health Review Commission	140
34.	Federal Trade Commission	142
35.	General Services Administration	144
36.	International Trade Commission	146
37.	Interstate Commerce Commission	148
38.	Merit System Protection Board	150
39.	National Aeronautics & Space Administration	152
40.	National Archives and Records Administration	154
41.	National Capital Planning Commission	158
42.	National Foundation on the Arts	160
43.	National Foundation on the Humanities	162
44.	National Gallery of Art	162
45.	National Labor Relations Board	164
46.	National Mediation Board	166
47.	National Science Foundation	168
48.	National Transportation Safety Board	170
49.	Nuclear Regulatory Commission	172
50.	Occupational Safety and Health Review Commission	174
51.	Office of Personnel Management	176
52.	Peace Corps	178
53.	Pennsylvania Avenue Development Corporation	180
54.	Railroad Retirement Board	182
55.	Securities Exchange Commission	184
56.	Selective Service System	186
57.	Small Business Administration	188
58.	Smithsonian Institution	190
59.	Tennessee Valley Authority	192
60.	United States Arms Control and Disarmament Agency	194
61.	United States Information Agency	196

FEDERAL PROCUREMENT DATA SYSTEM
FEDERAL PROCUREMENT HISTORY
 Actions Reported Individually on SF279
 Fiscal Year 1991 Through Fourth Quarter

Fiscal Year
 Quarterly Report
 Periods



FEDERAL PROCUREMENT DATA SYSTEM
SMALL BUSINESS OWNERSHIP REPORT

Number of New Businesses by Type of Contractor
 Actions Reported Individually on SF279
 Fiscal Year 1991 Through Fourth Quarter

	Women-Owned Small Business Firms	Women-Owned Small Disadvantaged Business Firms	Other Small Disadvantaged Business Firms
TOTAL FEDERAL	2,732	583	3,385
Executive Office of the President	0	0	1
Department of Agriculture	368	48	345
Department of Commerce	16	0	5
Department of Defense	1,360	350	1,879
Department of Education	2	0	4
Department of Energy	21	5	34
Department of Health and Human Services	111	18	90
Department of Housing and Urban Development	2	0	6
Department of the Interior	154	33	186
Department of Justice	72	13	101
Department of Labor	10	4	7
Department of State	27	2	8
Department of Transportation	92	32	73
Department of the Treasury	39	9	50
Department of Veterans Affairs	137	11	128
Action	0	0	0
Administrative Conference of the U.S.	0	0	0
Agency for International Development	68	16	46
American Battle Monuments Commission	0	0	0
Board for International Broadcasting	0	0	0
Commission on Civil Rights	0	0	0
Commodity Futures Trading Commission	0	0	0
Consumer Product Safety Commission	0	0	0
Defense Nuclear Facilities Safety Board	0	0	0
Environmental Protection Agency	6	2	24
Equal Employment Opportunity Commission	1	1	0
Federal Communications Commission	0	0	0
Federal Election Commission	0	0	0
Federal Emergency Management Agency	4	0	12
Federal Labor Relations Authority	0	0	0
Federal Maritime Commission	0	0	0
Federal Mediation and Conciliation Service	0	0	0
Federal Mine Safety and Health Review Commission	0	0	0
Federal Trade Commission	0	0	0
General Services Administration	181	28	308
International Trade Commission	0	0	1
Interstate Commerce Commission	0	0	0
Merit Systems Protection Board	0	0	0
National Aeronautics and Space Administration	23	6	57
National Archives and Records Administration	0	0	1
National Capital Planning Commission	0	0	0
National Foundation on the Arts	0	0	0
National Foundation on the Humanities	0	0	0
National Gallery of Art	1	0	0
National Labor Relations Board	6	0	0
National Mediation Board	1	0	0
National Science Foundation	3	1	5
National Transportation Safety Board	0	0	0
Nuclear Regulatory Commission	1	1	0
Occupational Safety and Health Review Commission	0	0	0
Office of Personnel Management	3	0	0
Peace Corps	0	0	2
Pennsylvania Avenue Development Corporation	0	0	0
Railroad Retirement Board	0	0	0
Securities and Exchange Commission	0	0	0
Selective Service System	0	0	0
Small Business Administration	1	0	3
Smithsonian Institution	0	0	2
Tennessee Valley Authority	19	3	6
United States Arms Control and Disarmament Agency	1	0	0
United States Information Agency	2	0	1

FEDERAL PROCUREMENT DATA SYSTEM
SMALL BUSINESS OWNERSHIP REPORT

Number of New Businesses by Ethnic Group
 Actions Reported Individually on SF279
 Fiscal Year 1991 Through Fourth Quarter

	Women-Owned Small Business Firms	Women-Owned Small Disadvantaged Business Firms	Other Small Disadvantaged Business Firms
TOTAL DEFENSE	1,360	350	1,879
Subcontinent Asian (Asian-Indian)	13	13	143
American			
Asian Pacific	75	75	198
American			
Black American	58	58	431
Hispanic	60	60	309
American			
Native	23	23	109
American			
Other SDB (certified/ determined by SBA)	17	17	67
No Representation	21	21	167
Other	1,093	83	455

SECTION I

TOTAL FEDERAL VIEW

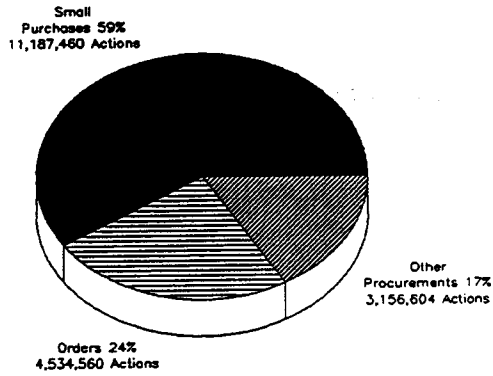

FEDERAL PROCUREMENT DATA SYSTEM
**FEDERAL CONTRACT ACTIONS AND DOLLARS
 BY EXECUTIVE DEPARTMENT AND AGENCY**
 Fiscal Year 1991 Through Fourth Quarter

	All Reported Actions			
	Actions	Percent of Actions	Dollars(000)	Percent of Dollars
TOTAL FEDERAL	20,152,308	100.000	210,689,057	100.000
Executive Office of the President	3,193	0.015	25,122	0.011
Department of Agriculture	1,557,904	7.730	3,365,151	1.590
Department of Commerce	81,500	0.404	532,433	0.251
Department of Defense	12,312,899	61.099	149,016,250	70.728
Department of Education	14,638	0.072	289,909	0.136
Department of Energy	34,790	0.172	18,333,152	8.701
Department of Health and Human Services	1,121,885	5.567	2,237,581	1.057
Department of Housing and Urban Development	10,178	0.050	182,813	0.086
Department of the Interior	555,044	2.754	1,733,056	0.818
Department of Justice	593,451	2.944	2,197,328	1.038
Department of Labor	27,339	0.135	709,808	0.335
Department of State	20,015	0.099	576,684	0.272
Department of Transportation	295,411	1.465	3,343,875	1.587
Department of the Treasury	168,045	0.833	1,528,367	0.722
Department of Veterans Affairs	1,924,063	9.547	3,115,191	1.471
Action	1,682	0.008	2,295	0.001
Administrative Conference of the U.S.	712	0.003	562	0.000
Agency for International Development	12,541	0.062	851,402	0.402
American Battle Monuments Commission	14,298	0.070	8,042	0.003
Board for International Broadcasting	187	0.000	225	0.000
Commission on Civil Rights	272	0.001	174	0.000
Commodity Futures Trading Commission	2,585	0.012	11,979	0.005
Consumer Product Safety Commission	1,934	0.009	5,112	0.002
Defense Nuclear Facilities Safety Board	306	0.001	3,676	0.001
Environmental Protection Agency	55,204	0.273	1,152,791	0.544
Equal Employment Opportunity Commission	7,417	0.036	37,228	0.017
Federal Communications Commission	0	0.000	0	0.000
Federal Election Commission	1,072	0.005	1,534	0.000
Federal Emergency Management Agency	6,726	0.033	184,311	0.087
Federal Labor Relations Authority	3,369	0.016	949	0.000
Federal Maritime Commission	409	0.002	1,317	0.000
Federal Mediation and Conciliation Service	195	0.000	219	0.000
Federal Mine Safety and Health Review Commission	33	0.000	42	0.000
Federal Trade Commission	2,032	0.010	3,804	0.001
General Services Administration	1,026,487	5.093	5,634,660	2.674
International Trade Commission	2,865	0.013	2,507	0.001
Interstate Commerce Commission	587	0.002	1,209	0.000
Merit Systems Protection Board	3,508	0.017	2,853	0.001
National Aeronautics and Space Administration	93,592	0.464	12,012,919	5.702
National Archives and Records Administration	3,322	0.016	16,310	0.007
National Capital Planning Commission	48	0.000	36	0.000
National Foundation on the Arts	714	0.003	2,271	0.001
National Foundation on the Humanities	868	0.004	1,558	0.000
National Gallery of Art	4,192	0.020	7,771	0.003
National Labor Relations Board	1,217	0.006	3,946	0.001
National Mediation Board	356	0.001	1,906	0.000
National Science Foundation	2,349	0.011	155,625	0.073
National Transportation Safety Board	0	0.000	0	0.000
Nuclear Regulatory Commission	4,011	0.019	64,238	0.030
Occupational Safety and Health Review Commission	385	0.001	233	0.000
Office of Personnel Management	18,734	0.092	94,613	0.044
Peace Corps	13,727	0.068	38,276	0.018
Pennsylvania Avenue Development Corporation	134	0.000	253	0.000
Railroad Retirement Board	3,178	0.015	12,626	0.005
Securities and Exchange Commission	2,582	0.012	25,518	0.012
Selective Service System	1,325	0.006	2,236	0.001
Small Business Administration	7,719	0.038	16,446	0.007
Smithsonian Institution	32,655	0.162	43,023	0.020
Tennessee Valley Authority	72,030	0.357	2,959,904	1.398
United States Arms Control and Disarmament Agency	185	0.000	3,671	0.001
United States Information Agency	24,448	0.121	132,367	0.062

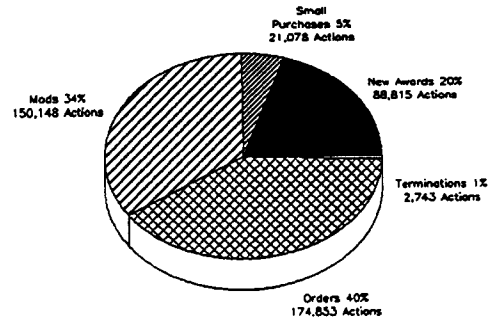
Actions Reported Individually on SF279				Actions Reported in Summary on SF281			
Actions	Percent of Actions	Dollars (000)	Percent of Dollars	Actions	Percent of Actions	Dollars (000)	Percent of Dollars,
437,637	100.000	189,602,220	100.000	19,714,671	100.000	21,086,837	100.000
118	0.026	16,284	0.008	3,075	0.015	8,838	0.041
19,000	4.341	2,480,123	1.301	1,538,904	7.805	885,028	4.197
2,171	0.496	434,862	0.228	79,329	0.402	97,571	0.462
268,895	61.442	134,838,649	71.116	12,044,004	61.091	14,177,601	67.234
930	0.212	273,323	0.143	13,708	0.069	16,586	0.078
5,534	1.264	18,280,783	9.641	29,256	0.148	52,369	0.248
7,940	1.814	1,536,872	0.806	1,113,945	5.650	700,709	3.322
464	0.106	162,228	0.085	9,714	0.049	20,585	0.097
15,900	3.633	1,253,534	0.657	539,144	2.734	479,522	2.274
9,735	2.224	1,578,092	0.828	583,716	2.960	619,236	2.936
1,543	0.352	671,669	0.352	25,796	0.130	38,139	0.180
2,150	0.491	517,245	0.271	17,865	0.090	59,439	0.281
9,247	2.112	2,915,686	1.538	286,184	1.451	428,189	2.030
6,694	1.529	1,267,059	0.664	181,351	0.918	261,308	1.239
23,860	5.452	1,409,794	0.739	1,900,203	9.638	1,705,397	8.087
0	0.000	0	0.000	1,682	0.008	2,295	0.010
0	0.000	0	0.000	712	0.003	562	0.002
3,096	0.707	831,718	0.436	9,443	0.047	19,684	0.093
0	0.000	0	0.000	14,298	0.072	9,042	0.038
0	0.000	0	0.000	187	0.000	225	0.001
0	0.000	0	0.000	272	0.001	174	0.000
49	0.011	8,342	0.004	2,516	0.012	3,637	0.017
56	0.012	1,853	0.000	1,878	0.009	3,259	0.015
16	0.003	3,064	0.001	290	0.001	612	0.002
7,723	1.764	1,052,173	0.552	47,481	0.240	100,618	0.477
595	0.135	32,207	0.016	6,822	0.034	5,021	0.023
0	0.000	0	0.000	0	0.000	0	0.000
8	0.001	350	0.000	1,064	0.005	1,184	0.005
719	0.164	189,438	0.088	6,007	0.030	14,873	0.070
0	0.000	0	0.000	3,369	0.017	849	0.004
8	0.001	871	0.000	401	0.002	448	0.002
0	0.000	0	0.000	195	0.000	219	0.001
0	0.000	0	0.000	33	0.000	42	0.000
3	0.000	219	0.000	2,029	0.010	3,585	0.017
38,063	8.240	4,770,836	2.518	990,424	5.023	863,824	4.096
20	0.004	909	0.000	2,648	0.013	1,598	0.007
7	0.001	486	0.000	580	0.002	723	0.003
0	0.000	0	0.000	3,508	0.017	2,653	0.012
11,181	2.550	11,796,789	6.221	82,431	0.418	216,150	1.025
78	0.017	10,070	0.005	3,246	0.016	6,240	0.029
0	0.000	0	0.000	48	0.000	36	0.000
18	0.004	984	0.000	696	0.003	1,287	0.006
10	0.002	788	0.000	858	0.004	770	0.003
19	0.004	2,046	0.001	4,173	0.021	5,725	0.027
41	0.009	1,926	0.001	1,176	0.005	2,020	0.009
134	0.030	1,558	0.000	222	0.001	348	0.001
236	0.053	149,259	0.078	2,113	0.010	6,366	0.030
0	0.000	0	0.000	0	0.000	0	0.000
348	0.079	54,531	0.028	3,685	0.018	9,707	0.046
0	0.000	0	0.000	365	0.001	233	0.001
99	0.022	66,400	0.034	18,635	0.094	28,213	0.133
171	0.039	13,960	0.007	13,556	0.068	24,316	0.115
0	0.000	0	0.000	134	0.000	253	0.001
84	0.014	9,542	0.005	3,114	0.015	3,084	0.014
73	0.016	19,169	0.010	2,509	0.012	6,349	0.030
3	0.000	203	0.000	1,322	0.006	2,033	0.009
41	0.009	5,314	0.002	7,678	0.038	11,132	0.052
225	0.051	19,500	0.010	32,430	0.164	23,523	0.111
1,866	0.426	2,853,022	1.497	70,164	0.355	106,882	0.506
22	0.005	2,926	0.001	163	0.000	745	0.003
486	0.111	85,584	0.044	23,962	0.121	46,783	0.221

FEDERAL PROCUREMENT DATA SYSTEM
SF279/SF281 COMPARISONS
 Fiscal Year 1991 Through Fourth Quarter

ACTIONS

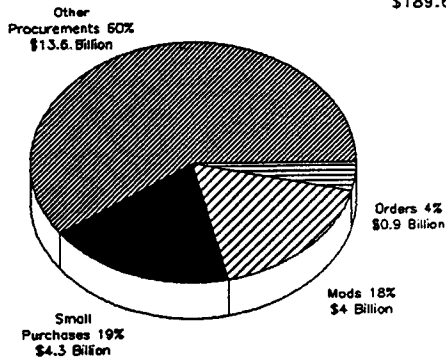
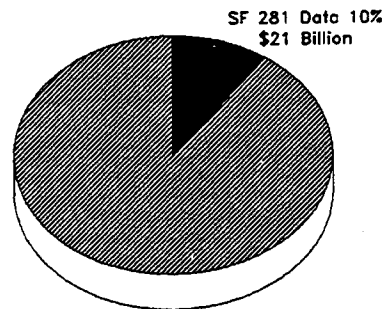


SF 281 Data By Procurement Methods

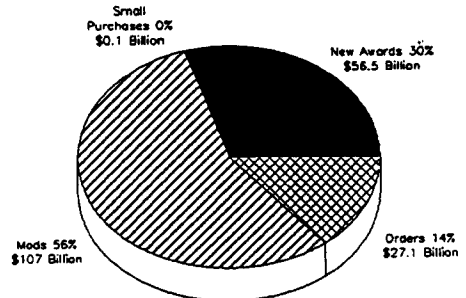


SF 279 Data by Kind of Contract Action

DOLLARS



SF 281 Data By Procurement Methods

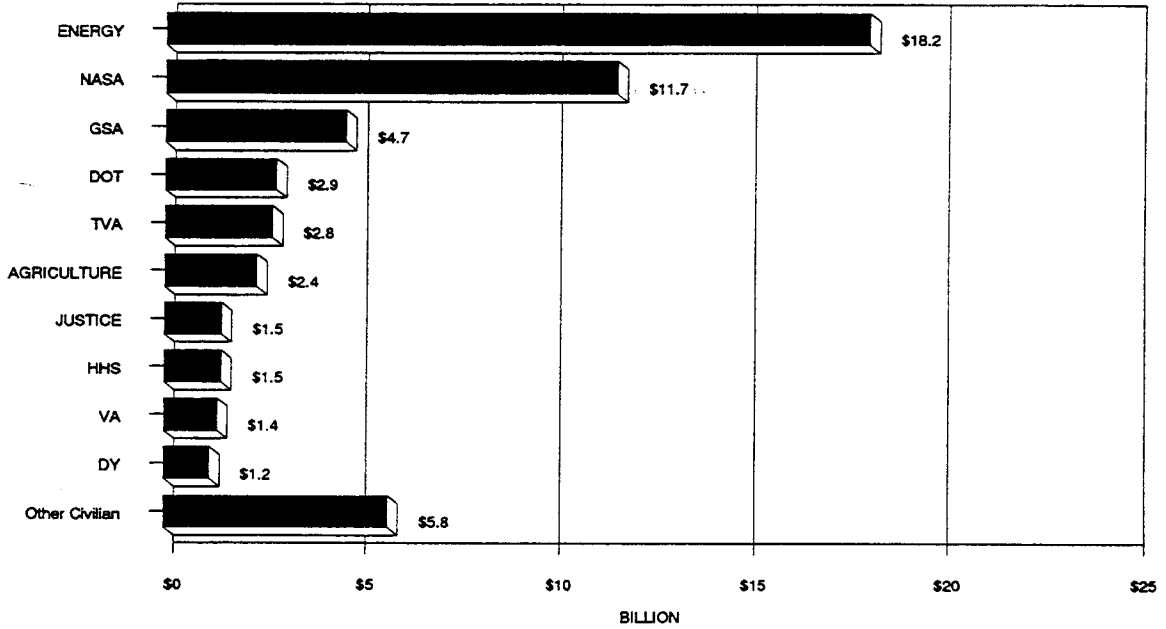


SF 279 Data by Kind of Contract Action

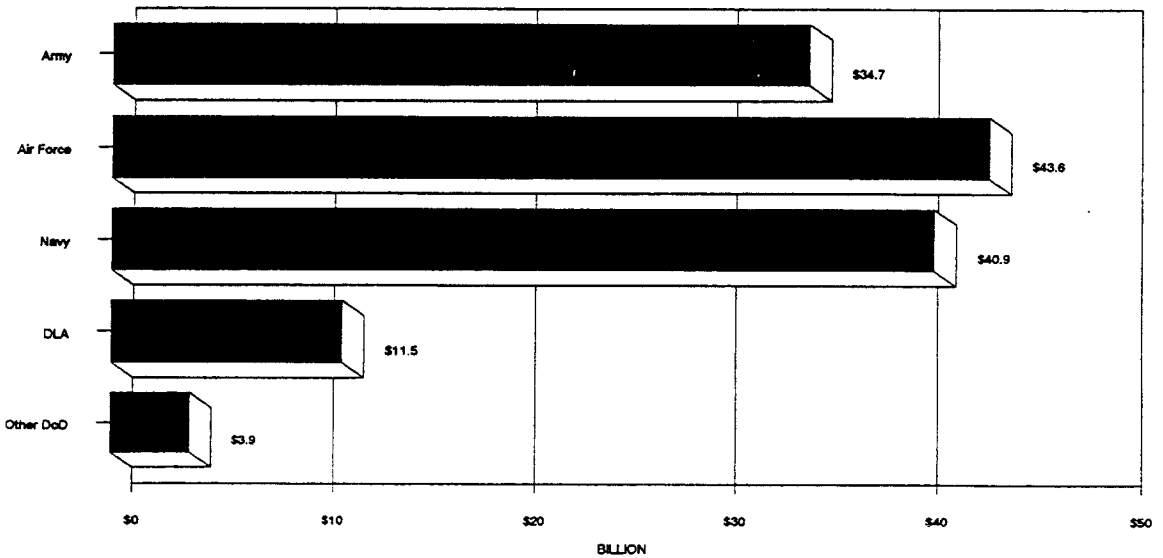
FEDERAL PROCUREMENT DATA SYSTEM
CONTRACT DOLLARS BY EXECUTIVE DEPARTMENTS AND AGENCIES
 Actions Reported Individually on SF279
 Fiscal Year 1991 Through Fourth Quarter

CIVILIAN AGENCIES
 TOTAL DOLLARS \$54.8 BILLION

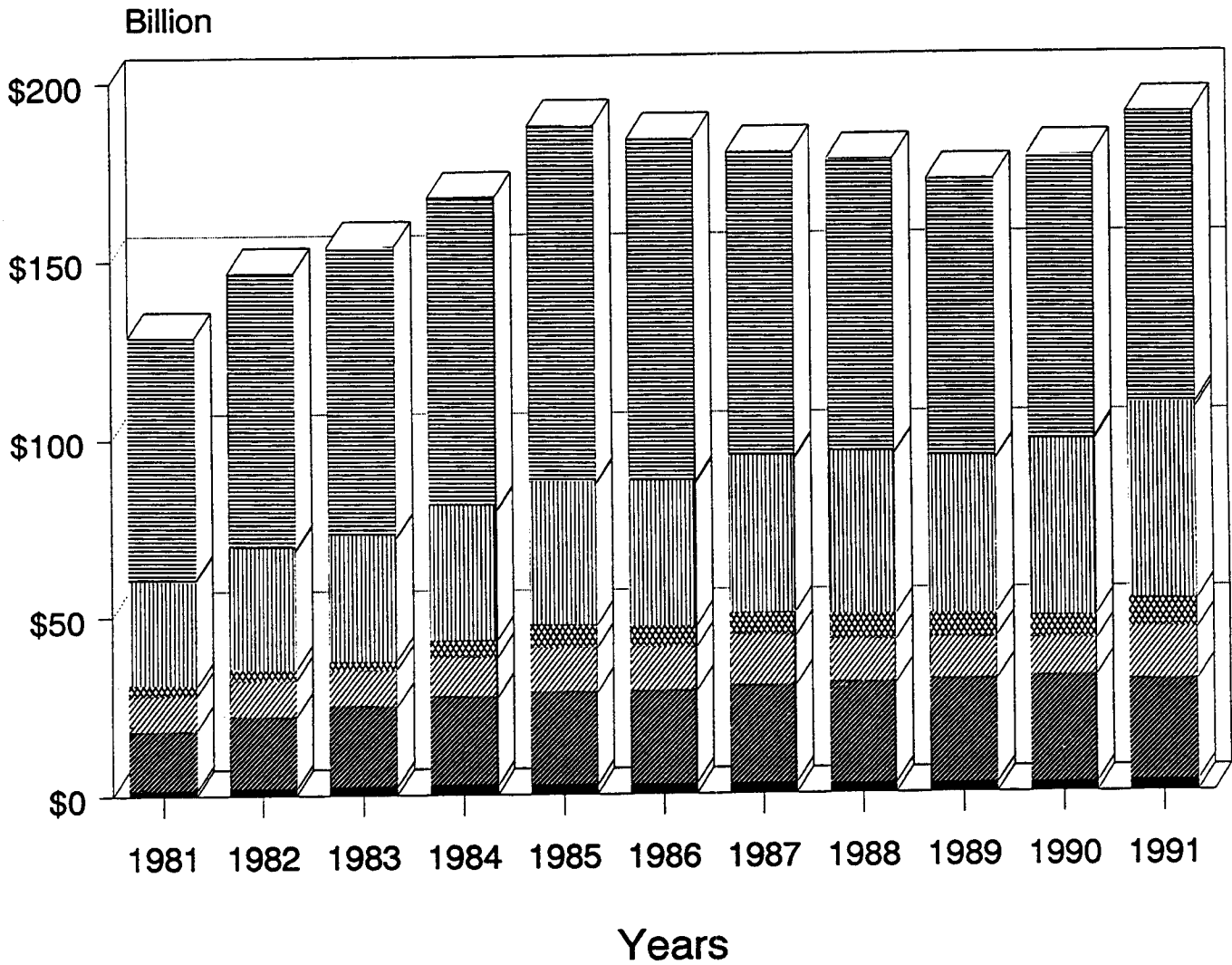
Top 10 Agencies



DEPARTMENT OF DEFENSE
 TOTAL DOLLARS \$134.8 BILLION



FEDERAL PROCUREMENT DATA SYSTEM
FEDERAL PROCUREMENT BY MAJOR PRODUCT/SERVICE CATEGORY
 Actions Reported Individually on SF279
 Fiscal Year 1991 Through Fourth Quarter



FEDERAL PROCUREMENT DATA SYSTEM
RESEARCH AND DEVELOPMENT SUMMARY - BY R & D CATEGORY
 Actions Reported Individually on SF279
 Fiscal Year 1991 Through Fourth Quarter

	Year to Date	
	Number of Actions	Dollars (000)
TOTAL FEDERAL RESEARCH AND DEVELOPMENT	34,442	27,936,738
AA Agriculture	40	20,681
AB Community Services and Development	11	5,388
AC Defense Systems	9,901	12,419,239
AD Defense - Other	10,088	4,483,064
AE Economic Growth and Productivity	229	134,256
AF Education	121	19,964
AG Energy	790	1,148,842
AH Environmental Protection	733	120,800
AJ General Science and Technology	1,220	252,430
AK Housing	8	1,143
AL Income Security	0	0
AM International Affairs and Cooperation	2	894
AN Medical	1,644	1,022,868
AP Natural Resources	132	10,915
AQ Social Services	3	1,450
AR Space	4,865	6,070,551
AS Transportation, Modal	91	22,057
AT Transportation, General	752	113,552
AV Mining	37	1,122
AZ Other Research and Development	3,775	2,087,522

OTHER SERVICES AND CONSTRUCTION - SUMMARY BY SERVICE CATEGORY
 Actions Reported Individually on SF279
 Fiscal Year 1991 Through Fourth Quarter

	Year to Date	
	Number of Actions	Dollars (000)
TOTAL FEDERAL OTHER SERVICES AND CONSTRUCTION	258,374	76,359,041
B Special Studies and Analyses - Not R&D	2,590	462,118
C Architect and Engineering Services - Construction	18,045	2,926,334
D Automatic Data Processing and Telecommunications Services	13,798	3,495,330
F Natural Resources Management	6,329	1,169,026
G Social Services	3,355	493,914
H Quality Control, Testing and Inspection Services	1,566	577,256
J Maintenance, Repair, and Rebuilding of Equipment	24,584	7,648,861
K Modification of Equipment	961	1,217,523
L Technical Representation Services	2,177	707,392
M Operation of Government-Owned Facility	6,026	19,400,064
N Installation of Equipment	1,480	467,123
P Salvage Services	1,480	129,867
Q Medical Services	14,408	983,304
R Professional, Administrative and Management Support Services	30,141	10,386,127
S Utilities and Housekeeping Services	22,229	5,071,194
T Photographic, Mapping, Printing, and Publication Services	2,160	230,002
U Training Services	3,650	1,014,944
V Transportation and Travel	10,234	4,690,400
W Lease or Rental of Equipment	3,355	514,315
X Lease or Rental of Facilities	15,215	1,260,499
Y Construction of Structures and Facilities	18,735	7,703,922
Z Maintenance, Repair or Alteration of Real Property	55,856	5,809,526

FEDERAL PROCUREMENT DATA SYSTEM
SUPPLIES AND EQUIPMENT - SUMMARY BY FSC GROUP
 Actions Reported Individually on SF279
 Fiscal Year 1991 Through Fourth Quarter

	Year to Date	
	Number of Actions	Dollars (000)
TOTAL FEDERAL SUPPLIES AND EQUIPMENT	144,821	85,306,441
10 Weapons	1,002	1,002,320
11 Nuclear Ordnance	90	29,472
12 Fire Control Equipment	1,140	730,650
13 Ammunition and Explosives	2,072	3,175,209
14 Guided Missiles	2,123	8,250,007
15 Aircraft and Airframe Structural Components	3,826	12,245,645
16 Aircraft Components and Accessories	4,658	2,093,923
17 Aircraft Launching, Landing, and Ground Handling Equipment	494	161,478
18 Space Vehicles	376	2,323,962
19 Ships, Small Craft, Pontoons and Floating Docks	1,977	4,732,344
20 Ship and Marine Equipment	561	193,636
22 Railway Equipment	33	21,305
23 Ground Effect Vehicles, Motor Vehicles, Trailers, and Cycles	1,268	4,264,480
24 Tractors	153	18,499
25 Vehicular Equipment Components	1,675	875,713
26 Tires and Tubes	258	124,984
28 Engines, Turbines, and Components	3,483	5,019,207
29 Engine Accessories	1,969	329,043
30 Mechanical Power Transmission Equipment	952	182,073
31 Bearings	709	92,293
32 Woodworking Machinery and Equipment	12	760
34 Metalworking Machinery	559	155,454
35 Service and Trade Equipment	207	27,065
36 Special Industry Machinery	1,029	172,668
37 Agricultural Machinery and Equipment	140	8,558
38 Construction, Mining, Excavating, and Highway Maintenance Equipment	463	98,327
39 Materials Handling Equipment	802	333,420
40 Rope, Cable, Chain and Fittings	306	36,534
41 Refrigeration, Air Conditioning and Air Circulating Equipment	899	132,119
42 Fire Fighting, Rescue, and Safety Equipment	663	328,273
43 Pumps and Compressors	1,118	166,427
44 Furnace, Steam Plant, and Drying Equipment; and Nuclear Reactors	533	538,860
45 Plumbing, Heating, and Sanitation Equipment	252	26,505
46 Water Purification and Sewage Treatment Equipment	127	39,863
47 Pipe, Tubing, Hose and Fittings	1,088	110,332
48 Valves	1,432	126,961
49 Maintenance and Repair Shop Equipment	1,439	406,355
51 Hand Tools	887	62,333
52 Measuring Tools	67	3,468
53 Hardware and Abrasives	1,589	73,835

FEDERAL PROCUREMENT DATA SYSTEM
SUPPLIES AND EQUIPMENT - SUMMARY BY FSC GROUP-Continued
 Actions Reported in Summary on SF279
 Fiscal Year 1991 Through Fourth Quarter

	Year to Date	
	Number of Actions	Dollars (000)
54 Prefabricated Structures and Scaffolding	510	161,235
55 Lumber, Millwork, Plywood and Veneer	501	29,007
56 Construction and Building Materials	707	123,789
58 Communications, Detection, and Coherent Radiation Equipment	9,244	7,347,673
59 Electrical and Electronic Equipment Components	6,340	2,537,225
60 Fiber Optics Materials, Components, Assemblies, and Accessories	193	81,886
61 Electric Wire, and Power and Distribution Equipment	3,017	705,761
62 Lighting Fixtures and Lamps	625	73,191
63 Alarm, Signal, and Security Detection Systems	282	55,884
65 Medical, Dental, and Veterinary Equipment and Supplies	8,508	1,257,567
66 Instruments and Laboratory Equipment	6,676	1,496,454
67 Photographic Equipment	738	85,849
68 Chemicals and Chemical Products	1,177	213,074
69 Training Aids and Devices	731	655,674
70 General Purpose Automatic Data Processing Equipment	23,789	3,523,337
71 Furniture	5,432	447,520
72 Household and Commercial Furnishings and Appliances	667	63,015
73 Food Preparation and Serving Equipment	1,047	139,611
74 Office Machines, Text Processing Systems and Visible Record	389	41,151
75 Office Supplies and Devices	1,997	155,896
76 Books, Maps, and Other Publications	842	187,335
77 Musical Instruments, Phonographs and Home-type Radios	56	3,929
78 Recreational and Athletic Equipment	167	11,289
79 Cleaning Equipment and Supplies	838	71,532
80 Brushes, Paints, Sealers and Adhesives	612	157,400
81 Containers, packaging and Packing Supplies	1,749	339,095
83 Textiles, Leather, Furs, Apparel and Shoe Findings, Tents and Flags	693	178,690
84 Clothing, Individual Equipment, and Insignia	1,292	1,249,122
85 Toiletries	810	88,089
87 Agricultural Supplies	264	18,332
88 Live Animals	71	9,325
89 Subsistence	14,010	3,973,148
91 Fuels, Lubricants, Oils, and Waxes	1,894	8,049,652
93 Nonmetallic Fabricated Materials	452	130,373
94 Nonmetallic Crude Materials	31	21,352
95 Metal Bars, Sheets and Shapes	630	99,461
96 Ores, Minerals and Their Primary Products	146	153,367
99 Miscellaneous	5,231	2,649,574
E Purchase of Structures and Facilities	32	6,217

FEDERAL PROCUREMENT DATA SYSTEM
STANDARD INDUSTRIAL CLASSIFICATION (SIC) CODE SUMMARY - BY SIC GROUP

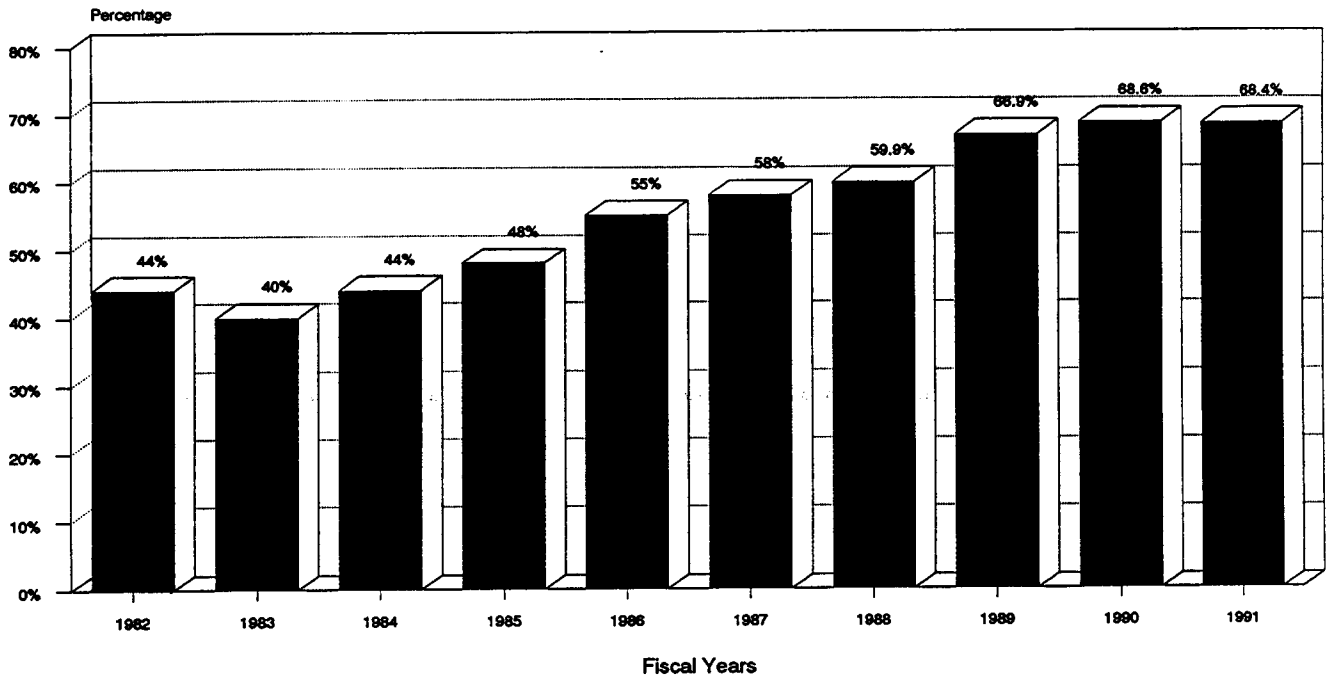
Actions Reported Individually on SF279
 Fiscal Year 1991 Through Fourth Quarter

	Year to Date	
	Number of Actions	Dollars (000)
TOTAL FEDERAL	437,637	189,602,220
Agriculture, forestry, and fishing		
01 Agriculture production - crops	56	7,780
02 Agriculture production livestock and animal specialties	103	8,182
07 Agricultural services	850	103,250
08 Forestry	2,700	148,293
09 Fishing, hunting, and trapping	37	2,897
TOTAL	3,746	270,182
Mining		
10 Metal mining	11	871
12 Coal mining	52	12,454
13 Oil and gas extraction	196	61,504
14 Mining and quarrying of nonmetallic minerals, except fuels	270	21,179
TOTAL	529	95,808
Construction		
15 Building construction-general contractors and operative builders	31,908	6,950,858
16 Heavy construction other than building construction contractors	15,282	5,179,181
17 Construction-special trade contractors	28,674	1,167,875
TOTAL	75,864	14,247,704
Manufacturing		
20 Food and kindred products	10,825	3,574,921
21 Tobacco products	251	73,193
22 Textile mill products	1,042	190,894
23 Apparel and other finished products made from fabrics	1,368	1,003,856
24 Lumber and wood products, except furniture	674	69,717
25 Furniture and fixtures	4,994	467,588
26 Paper and allied products	2,210	315,891
27 Printing, publishing, and allied industries	2,090	314,193
28 Chemicals and allied products	7,353	1,862,181
29 Petroleum refining and related industries	681	5,129,815
30 Rubber and miscellaneous plastics products	1,863	443,098
31 Leather and leather products	164	121,396
32 Stone, clay, glass, and concrete products	1,322	83,206
33 Primary metal industries	1,351	253,800
34 Fabricated metal products, except machinery and transportation	9,284	7,219,456
35 Industrial and commercial machinery and computer equipment	25,893	5,289,742
36 Electronic, other electrical equipment and components, not computer	19,782	8,348,879
37 Transportation equipment	38,729	56,112,937
38 Measuring, analyzing, and controlling instruments	14,563	7,702,863
39 Miscellaneous manufacturing industries	1,360	156,142
TOTAL	145,759	98,733,168
Transportation, communications, electric, gas, and sanitary service		
40 Railroad transportation	3	631
41 Local and suburban transit and interurban passenger transportation	913	84,153
42 Motor freight transportation and warehousing	2,044	402,880
43 United States Postal Service	5	895
44 Water transportation	3,569	2,901,884
45 Transportation by air	6,237	2,427,353
46 Pipelines, except natural gas	24	1,183
47 Transportation services	320	85,649
48 Communications	6,456	2,179,570
49 Electric, gas, and sanitary services	11,478	2,459,954
TOTAL	31,049	10,524,152

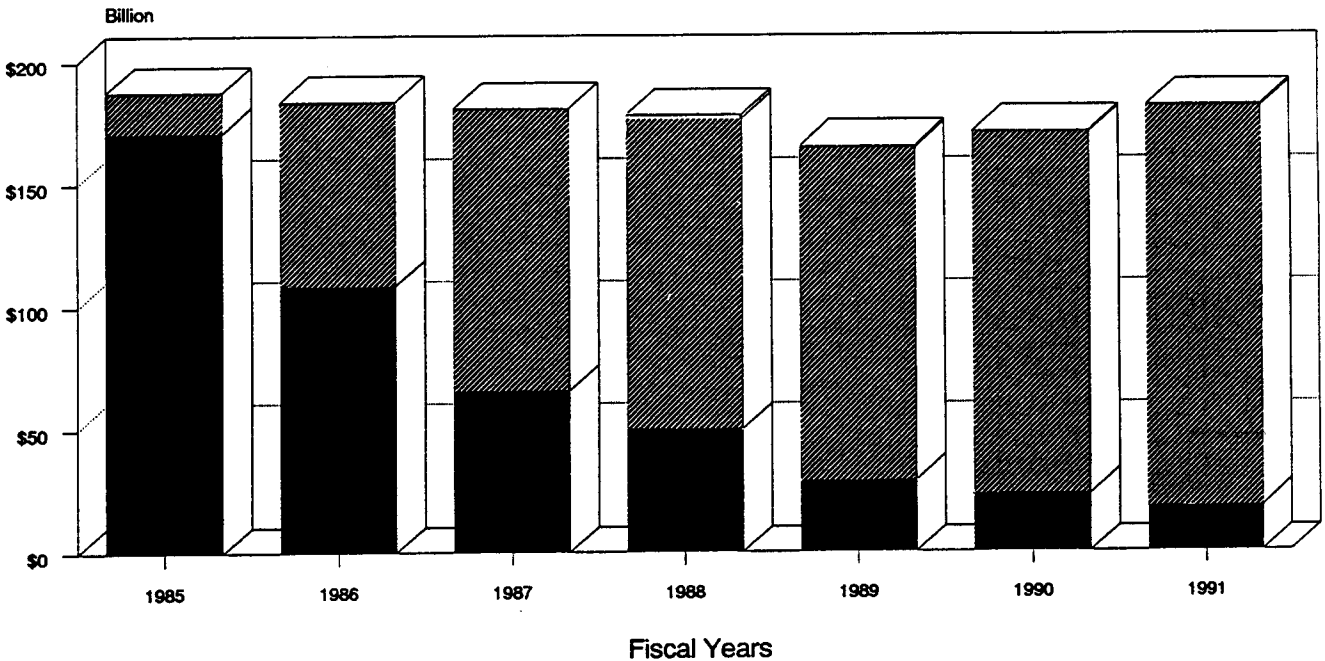
FEDERAL PROCUREMENT DATA SYSTEM
**STANDARD INDUSTRIAL CLASSIFICATION (SIC) CODE SUMMARY - BY SIC
 GROUP - Continued**
 Actions Reported in Summary on SF279
 Fiscal Year 1991 Through Fourth Quarter

	Year to Date	
	Number of Actions	Dollars (000)
Wholesale trade		
50 Wholesale trade-durable goods	8,609	3,620,969
51 Wholesale trade-nondurable goods	3,983	1,037,817
TOTAL	12,592	4,658,786
Retail trade		
52 Building materials, hardware, garden supply, and mobile home dealer	100	6,745
53 General merchandise stores	13	1,371
54 Food stores	96	6,910
55 Automotive dealers and gasoline service stations	76	11,718
56 Apparel and accessory stores	4	861
57 Home furniture, furnishings, and equipment stores	274	18,632
58 Eating and drinking places	1,245	318,428
59 Miscellaneous retail	194	24,997
TOTAL	2,002	389,660
Finance, insurance, and real estate		
60 Depository institutions	31	18,383
61 Nondepository credit institutions	52	1,218
62 Security and commodity brokers, dealers, exchanges, and services	29	2,144
63 Insurance carriers	52	151,157
64 Insurance agents, brokers, and service	145	137,712
65 Real estate	16,108	1,126,665
67 Holding and other real investment offices	1	5,000
TOTAL	16,418	1,442,279
Services		
70 Hotels, rooming houses, camps, and other lodging places	811	93,711
72 Personal services	812	86,097
73 Business services	33,931	7,996,299
75 Automotive repair, services, and parking	702	80,095
76 Miscellaneous repair services	2,796	721,727
78 Motion pictures	557	76,604
79 Amusement and recreation services	105	10,069
80 Health services	14,257	1,252,963
81 Legal services	237	40,489
82 Educational services	3,606	2,909,965
83 Social services	1,689	320,155
84 Museums, art galleries, and botanical and zoological gardens	18	1,151
86 Membership organizations	61	6,637
87 Engineering, accounting, research, management, and related services	72,580	37,877,692
88 Private holdings	12	1,136
89 Miscellaneous services	10,699	4,680,181
TOTAL	142,873	56,154,991
Public administration		
91 Executive, legislative, and general government, except finance	606	32,585
92 Justice, public order, and safety	371	49,763
93 Public finance, taxation, and monetary policy	49	-91
94 Administration of human resource programs	175	22,801
95 Administration of environmental quality and housing programs	468	173,134
96 Administration of economic programs	218	454,022
97 National security and international affairs	526	253,731
TOTAL	2,413	985,945
Nonclassifiable establishments		
99 Nonclassifiable establishments	4,392	3,049,737

**FEDERAL PROCUREMENT DATA SYSTEM
 PERCENTAGE OF PROCUREMENT DOLLARS AWARDED COMPETITIVELY
 SF279 and SF 281 Data**



**FEDERAL PROCUREMENT DATA SYSTEM
 COMPARISON OF PRE- AND POST-CICA ACTIONS**



- PRE-CICA
- CICA APPLICABLE
- SMALL PURCHASE
- NOT SUBJECT TO CICA

FEDERAL PROCUREMENT DATA SYSTEM
COMPETITION STATISTICS
 Fiscal Year 1991 Through Fourth Quarter

PROCUREMENT ACTIONS OVER \$25,000**	NUMBER OF ACTIONS	PERCENTAGE OF ACTIONS	DOLLAR OBLIGATIONS (000)	PERCENTAGE OF DOLLARS
I. Actions Available For Competition				
A. Actions Competed	235,208	82%	110,867,514	67%
B. Follow-on To Competed Actions	5,902	2%	14,236,033	8%
C. Actions Not Competed	43,225	15%	40,764,454	24%
D. Total Available	284,335	100%	165,868,001	100%
II. Actions Not Available for Competition	40,504		13,908,975	
III. Totals*	324,839		179,776,976	
PROCUREMENT ACTIONS UNDER \$25,000***	NUMBER OF ACTIONS	PERCENTAGE OF ACTIONS	DOLLAR OBLIGATIONS (000)	PERCENTAGE OF DOLLARS
I. Actions Available For Competition				
A. Actions Competed	8,202,408	79%	12,325,406	84%
B. Actions Not Competed	2,080,301	20%	2,316,692	15%
C. Total Available	10,276,179	100%	14,642,098	100%
II. Actions Not Available for Competition	9,538,451		7,178,400	
III. Totals*	19,814,630		21,820,498	

*Number of actions and dollars on this page do not match other Federal totals in this Federal Procurement Report because the chart displays statistics comparable to the Competition Advocates Report to Congress.

**Includes any procurement actions that round down to \$25,000 reported on SF279. In theory, actions that round up to \$25,000 fall below the threshold and, therefore, are reported on the SF 281.

***Includes data from SF 281 plus procurement actions under \$25,000 that were reported on the SF 279.

FEDERAL PROCUREMENT DATA SYSTEM
TOP 100 FEDERAL CONTRACTORS
 Actions Reported Individually on SF279
 Fiscal Year 1991 Through Fourth Quarter

	CURRENT YEAR'S DOLLARS (000)	PERCENT OF DOLLARS	PRIOR YEAR'S DOLLARS (000)	PERCENT OF DOLLARS
TOTAL FEDERAL	189,602,220	100.00	178,576,045	100.00
TOP 100 SUBTOTAL	113,029,215	59.61	106,619,689	59.71
1 GENERAL DYNAMICS CORPORATION	11,235,509	5.93	6,725,516	3.76
2 MCDONNELL DOUGLAS CORP	9,110,515	4.80	8,986,896	5.03
3 GENERAL ELECTRIC COMPANY	5,854,048	3.09	6,559,611	3.67
4 WESTINGHOUSE ELECTRIC CORP	5,795,517	3.06	5,704,125	3.19
5 MARTIN MARIETTA CORPORATION	5,226,373	2.76	5,530,174	3.10
6 GENERAL MOTORS CORPORATION	4,615,551	2.43	4,255,795	2.38
7 RAYTHEON COMPANY	4,433,428	2.34	4,181,792	2.34
8 LOCKHEED CORPORATION	3,707,984	1.95	4,650,256	2.60
9 ROCKWELL INTERNATIONAL CORP	3,620,451	1.91	4,370,756	2.45
10 UNITED TECHNOLOGIES CORP	3,132,954	1.65	3,256,970	1.82
11 EG&G INC	2,547,819	1.34	1,456,952	.81
12 UNIVERSITY OF CALIFORNIA	2,510,647	1.32	2,364,315	1.32
13 AMERICAN TELE & TELG COMPANY	2,497,288	1.32	2,337,855	1.31
14 GRUMMAN CORPORATION	2,465,359	1.30	2,775,105	1.55
15 BOEING COMPANY THE	1,952,842	1.03	2,969,423	1.66
16 UNISYS CORPORATION	1,630,904	.86	1,518,120	.85
17 LITTON INDUSTRIES INC	1,566,398	.83	1,522,980	.85
18 FMC CORPORATION	1,471,929	.78	392,682	.22
19 TRW INC	1,352,254	.71	1,355,684	.76
20 INTERNATIONAL BUS MCHS CORP	1,282,198	.68	1,612,021	.90
21 LTV CORPORATION	1,264,954	.67	1,024,080	.57
22 CALIFORNIA INST OF TECHNOLOGY	1,150,847	.61	1,119,539	.63
23 HONEYWELL INC	1,136,280	.60	1,427,172	.80
24 ITT CORPORATION	1,024,923	.54	925,453	.52
25 TEXAS INSTRUMENTS INCORPORATED	991,064	.52	713,447	.40
26 TEXTRON INC	957,059	.50	1,184,834	.66
27 FORD MOTOR COMPANY	927,115	.49	1,039,025	.58
28 BATH HOLDING CORPORATION	893,841	.47	790,292	.48
29 FED EX PAN AM NORTHWEST ET AL	828,585	.44	113,276	.06
30 COMPUTER SCIENCES CORPORATION	799,181	.42	666,581	.37
31 ALLIED SIGNAL INC	777,884	.41	727,285	.41
32 ENGINEERING RESEARCH ASSOC	731,368	.38	501,355	.28
33 OLIN CORPORATION	704,951	.37	556,469	.31
34 THIKOL CORPORATION	697,766	.37	854,397	.48
35 SCIENCE APPLICATIONS INTL CORP	689,001	.36	625,417	.35
36 HARSCO CORPORATION	622,058	.33	178,345	.10
37 WYMAN-GORDON COMPANY	596,567	.31	683,879	.38
38 UNIVERSITIES RESEARCH ASSN	589,215	.31	377,009	.21
39 COSTAIN COAL SALES CO	583,413	.31	1,524	.00
40 GENCORP INC	580,380	.31	1,169,641	.65
41 TELEDYNE INC	576,860	.30	644,133	.36
42 MITRE CORPORATION	541,747	.28	498,491	.28
43 EXXON CORPORATION	525,984	.28	453,468	.25
44 GTE CORPORATION	520,186	.27	1,286,796	.72
45 SCHLUMBERGER LIMITED	515,333	.27	494,290	.28
46 ALLIANT TECHSYSTEMS INC	506,324	.27	0	.00
47 CHRYSLER CORPORATION	500,954	.26	292,395	.16
48 FRANKLIN COAL SALES CO	486,090	.26	90,042	.05
49 BATTTELLE MEMORIAL INSTITUTE	483,089	.25	382,078	.21
50 DYNACORP	481,581	.25	485,965	.27

FEDERAL PROCUREMENT DATA SYSTEM
TOP 100 FEDERAL CONTRACTORS-Continued
 Actions Reported Individually on SF279
 Fiscal Year 1991 Through Fourth Quarter

	CURRENT YEAR'S DOLLARS (000)	PERCENT OF DOLLARS	PRIOR YEAR'S DOLLARS (000)	PERCENT OF DOLLARS
51 UNIVERSITY OF CHICAGO THE	470,223	.25	416,902	.23
52 MASSACHSTTS INST OF TCHNOLOGY	460,508	.24	523,342	.29
53 OSHKOSH TRUCK CORPORATION	454,114	.24	259,183	.14
54 HARRIS CORPORATION	452,907	.24	255,359	.14
55 ATLANTIC RICHFIELD COMPANY	440,379	.23	390,747	.22
56 FOUNDATION HEALTH CORPORATION	433,279	.23	515,206	.29
57 JOHNS HOPKINS UNIVERSITY	425,024	.22	388,731	.22
58 BLACK & DECKER CORPORATION	408,381	.22	347,543	.19
59 AEROSPACE CORPORATION	397,396	.21	417,921	.23
60 MOTOROLA INC	389,443	.21	458,318	.26
61 JOHNSON CONTROLS INC	389,393	.21	282,990	.16
62 WORLD ROSEN KEY AMER ETAL JV	388,552	.20	160,263	.09
63 HERCULES INCORPORATED	385,713	.20	499,001	.28
64 MORRISON KNUDSEN CORPORATION	380,826	.20	162,841	.09
65 COASTAL CORPORATION	380,356	.20	373,529	.21
66 TENNECO INC	367,004	.19	2,403,443	1.34
67 AVONDALE INDUSTRIES INC	341,075	.18	541,377	.30
68 EMERSON ELECTRIC CO	338,118	.18	193,649	.11
69 ASSOCIATED UNIVERSITIES INC	328,663	.17	317,776	.18
70 CFM INTERNATIONAL INC	316,523	.17	318,716	.18
71 LORAL CORPORATION	309,885	.16	600,471	.34
72 LINPRO NY REALTY INC	297,472	.16	0	.00
73 PENN CENTRAL CORPORATION	281,759	.15	348,868	.96
74 OHIO VALLEY ELECTRIC CORP	281,638	.15	240,748	.13
75 BECHTEL GROUP INC	272,626	.14	249,123	.14
76 SOUTHERN PACKAGING & STOR CO	265,117	.14	80,477	.04
77 MOBIL CORPORATION	263,487	.14	240,672	.13
78 MASON COMPANY THE DE	263,018	.14	300,881	.17
79 BPT PROPERTIES LP	259,191	.14	0	.00
80 BOEING CO & SIKORSKY ACFT JV	256,592	.14	103,874	.06
81 EUROPEAN UTILITY CO	256,097	.14	313,300	.17
82 CANADIAN COMMERCIAL CORP	254,680	.13	284,378	.16
83 ROYAL DUTCH SHELL GROUP OF COS	249,259	.13	423,732	.24
84 AMOCO CORPORATION	246,887	.13	195,859	.11
85 BOOZ ALLEN & HAMILTON INC	240,294	.13	148,981	.08
86 PHELPS INC	237,882	.12	48,346	.03
87 UNC INCORPORATED	235,965	.12	75,715	.04
88 CHEVRON CORPORATION	233,888	.12	187,318	.10
89 ENSERCH CORPORATION	232,205	.12	149,394	.08
90 SVERDRUP CORPORATION	231,538	.12	183,861	.10
91 BAHRAIN NATIONAL OIL	228,402	.12	107,898	.06
92 CLARK ENTERPRISES INC	227,475	.12	2,307	.00
93 PHILIPS GLOEILAMPENFABRIEKEN	225,412	.12	310,706	.17
94 ASTRONAUTICS CORP OF AMERICA	224,737	.12	187,578	.10
95 CONTEL CORPORATION	224,319	.12	189,825	.11
96 M L AVIATION CO LTD	220,901	.12	153,917	.09
97 STANFORD LELAND JUNIOR UNIV	220,422	.12	228,639	.13
98 WARRIOR COAL CORPORATION	219,172	.12	0	.00
99 KAMAN CORPORATION	213,761	.11	195,353	.11
100 AMERICAN TRANS AIR KALITTA JV	212,689	.11	6,925	.00

FEDERAL PROCUREMENT DATA SYSTEM
TOP 10 FEDERAL CONTRACTORS BY PRODUCT/SERVICE CATEGORY
 Actions Reported Individually on SF279
 Fiscal Year 1991 Through Fourth Quarter

	Number of Actions	Dollars (000)
I. Research and Development		
Dept. of Defense		
MARTIN MARIETTA CORPORATION	131	1,741,773
MCDONNELL DOUGLAS CORP	329	1,241,345
GENERAL ELECTRIC COMPANY	167	949,331
GRUMMAN CORPORATION	101	864,399
GENERAL DYNAMICS CORPORATION	360	614,196
LTV CORPORATION	418	605,518
TRW INC	431	556,562
WESTINGHOUSE ELECTRIC CORP	170	544,192
LOCKHEED CORPORATION	237	527,290
UNITED TECHNOLOGIES CORP	303	465,736
Civilian Agencies		
CALIFORNIA INST OF TECHNOLOGY	18	1,090,638
MCDONNELL DOUGLAS CORP	100	870,632
ROCKWELL INTERNATIONAL CORP	27	589,084
UNIVERSITIES RESEARCH ASSN	50	372,588
GENERAL ELECTRIC COMPANY	55	354,441
MARTIN MARIETTA CORPORATION	88	288,822
UNIVERSITY OF CALIFORNIA	163	270,327
COMPUTER SCIENCES CORPORATION	68	124,292
LOCKHEED CORPORATION	49	115,670
GRUMMAN CORPORATION	51	99,422
II. Construction		
Dept. of Defense		
GENERAL MOTORS CORPORATION	5	206,053
PHELPS INC	33	171,330
AL HARBI TRADING & CONTRACTING	30	110,410
M A MORTENSON COMPANIES	39	93,979
KUK DONG CONSTRUCTION CO LTD	4	91,262
HALLIBURTON COMPANY	817	87,702
CLARK ENTERPRISES INC	14	87,136
ALBERICI CORPORATION	8	78,135
LANE INDUSTRIES INCORPORATED	111	76,225
BLOUNT INC	21	63,429
Civilian Agencies		
LINPRO NY REALTY INC	1	839,100
BPT PROPERTIES LP	1	297,472
UNITED TECHNOLOGIES CORP	1	259,191
CLARK ENTERPRISES INC	7	193,649
MORRISON KNUDSEN CORPORATION	55	140,339
ENSERCH CORPORATION	1	111,174
CENTEX CORPORATION	346	94,346
PIZZAGALLI CNSTR COMPANY	2	80,096
HOLZMANN PHILIPP USA	43	71,079
PHELPS INC	26	66,552

FEDERAL PROCUREMENT DATA SYSTEM
TOP 10 FEDERAL CONTRACTORS BY PRODUCT/SERVICE CATEGORY
 - Continued

Actions Reported Individually on SF279
 Fiscal Year 1991 Through Fourth Quarter

	Number of Actions	Dollars (000)
III. Supplies and Equipment		
Dept. of Defense		
GENERAL DYNAMICS CORPORATION	1,652	9,690,682
MCDONNELL DOUGLAS CORP	1,085	5,501,688
GENERAL ELECTRIC COMPANY	1,704	3,308,242
GENERAL MOTORS CORPORATION	1,135	3,082,627
RAYTHEON COMPANY	830	3,035,030
UNITED TECHNOLOGIES CORP	1,620	2,029,685
FMC CORPORATION	247	1,361,278
LOCKHEED CORPORATION	637	1,214,431
LITTON INDUSTRIES INC	748	1,155,892
WESTINGHOUSE ELECTRIC CORP	724	1,145,504
Civilian Agencies		
ROCKWELL INTERNATIONAL CORP	94	845,491
THIOKOL CORPORATION	37	599,707
COSTAIN COAL SALES CO	8	583,617
FRANKLIN COAL SALES CO	1	486,090
LOCKHEED CORPORATION	28	375,687
BOEING COMPANY THE	11	358,251
MARTIN MARIETTA CORPORATION	20	282,953
GENERAL MOTORS CORPORATION	24	220,444
WARRIOR COAL CORPORATION	1	219,172
CHRYSLER CORPORATION	32	197,930
IV. ADP Services/Equipment		
Dept. of Defense		
GENERAL MOTORS CORPORATION	1,735	443,405
UNISYS CORPORATION	2,008	357,331
HONEYWELL INC	657	186,386
INTERNATIONAL BUS MCHS CORP	577	184,201
AMERICAN TELE & TELG COMPANY	1,767	156,850
COMPUTER SCIENCES CORPORATION	435	152,764
CONTEL CORPORATION	250	128,068
DIGITAL EQUIPMENT CORPORATION	893	120,713
WANG LABORATORIES INC	827	87,671
INFOTEC DEVELOPMENT INC	290	81,435
Civilian Agencies		
INTERNATIONAL BUS MCHS CORP	538	460,880
HONEYWELL INC	71	281,926
COMPUTER SCIENCES CORPORATION	361	182,918
UNISYS CORPORATION	322	131,646
BLACK & DECKER CORPORATION	220	78,674
BOEING COMPANY THE	45	77,206
COMPUTER SCIENCES CORPORATION	266	71,363
TISOFT INC	1,011	70,457
FORD MOTOR COMPANY	24	62,841
DIGITAL EQUIPMENT CORPORATION	491	62,614

FEDERAL PROCUREMENT DATA SYSTEM
TOP 10 FEDERAL CONTRACTORS BY PRODUCT/SERVICE CATEGORY
- Continued
Actions Reported Individually on SF279
Fiscal Year 1991 Through Fourth Quarter

	Number of Actions	Dollars (000)
V. Architect/Engineering		
Dept. of Defense		
GENERAL DYNAMICS CORPORATION	84	195,844
TENNECO INC	40	179,572
GENERAL ELECTRIC COMPANY	18	72,067
LITTON INDUSTRIES INC	85	58,992
BLACK & DECKER CORPORATION	111	52,460
INTERNATIONAL TECHNOLOGY CORP	35	39,587
PENN CENTRAL CORPORATION	41	35,476
PARSONS CORPORATION	48	30,846
TRW INC	20	29,396
URS CORPORATION	52	28,709
Civilian Agencies		
ENSERCH CORPORATION	72	94,411
CEGA	8	61,258
FLUOR CORPORATION	36	54,134
WESTON ROY F INC	66	22,709
CH2M HILL COMPANIES LTD	76	20,469
PARSONS CORPORATION	22	20,366
JACOBS ENGINEERING GROUP INC	89	19,140
HALLIBURTON COMPANY	54	16,015
HOLZMANN PHILIPP USA	17	15,986
KORTE CONSTRUCTION CO	3	15,338
VI. Other Services		
Dept. of Defense		
MCDONNELL DOUGLAS CORP	442	1,242,228
FED EX PAN AM NORTHWEST ET AL	1,634	828,585
RAYTHEON COMPANY	475	666,684
GRUMMAN CORPORATION	436	624,737
GENERAL DYNAMICS CORPORATION	748	623,965
GENERAL ELECTRIC COMPANY	691	566,090
ENGINEERING RESEARCH ASSOC	442	509,975
LOCKHEED CORPORATION	660	490,452
DYNCORP	439	442,258
BOEING COMPANY THE	743	385,897
Civilian Agencies		
WESTINGHOUSE ELECTRIC CORP	143	3,834,895
EG & G INC	139	2,219,472
UNIVERSITY OF CALIFORNIA	62	2,207,834
MARTIN MARIETTA CORPORATION	36	1,836,700
AMERICAN TELE & TELG COMPANY	134	1,683,522
LOCKHEED CORPORATION	136	868,123
ROCKWELL INTERNATIONAL CORP	87	548,177
UNIVERSITY OF CHICAGO THE	18	468,032
GENERAL ELECTRIC COMPANY	119	457,824
WYMAN-GORDAN COMPANY	31	454,614

SECTION II

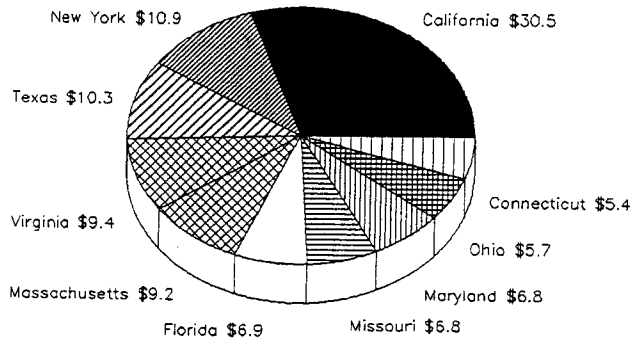
GEOGRAPHIC VIEW

FEDERAL PROCUREMENT DATA SYSTEM
FEDERAL PROCUREMENT BY STATE SUMMARY
 Actions Reported Individually on SF279
 Fiscal Year 1991 Through Fourth Quarter

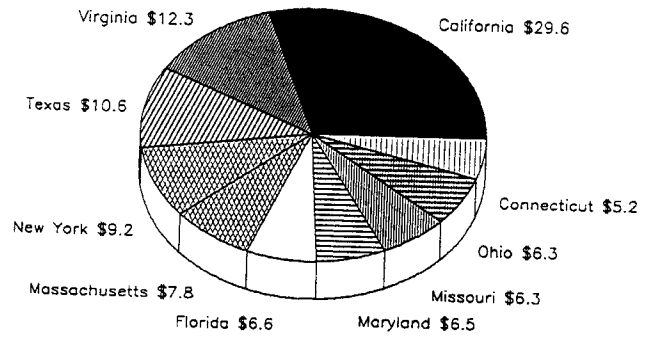
	DOLLARS (000)	PERCENT OF DOLLARS	DOLLAR RANK	RANK LAST FISCAL YEAR	RANK PER CAPITA
TOTAL FEDERAL	182,917,698	100.00			
Alabama	3,374,915	1.84	19	16	16
Alaska	785,424	.43	37	41	6
Arizona	3,008,251	1.64	21	14	17
Arkansas	434,039	.24	43	43	18
California	31,263,649	17.09	1	1	10
Colorado	4,505,663	2.48	12	12	8
Connecticut	5,222,234	2.85	10	10	4
Delaware	154,558	.08	49	49	46
District Of Columbia	3,587,782	1.96	15	19	1
Florida	7,101,062	3.88	8	8	26
Georgia	2,329,108	1.27	22	23	36
Hawaii	736,365	.40	38	40	23
Idaho	1,000,990	.54	35	34	11
Illinois	3,569,184	1.95	16	21	39
Indiana	2,313,103	1.26	23	26	34
Iowa	635,010	.35	39	27	47
Kansas	1,066,963	.58	34	32	31
Kentucky	1,962,161	1.07	29	25	27
Louisiana	2,060,394	1.13	25	22	29
Maine	1,121,637	.61	32	32	14
Maryland	7,230,261	3.95	6	7	5
Massachusetts	7,920,127	4.33	5	4	9
Michigan	2,063,268	1.12	24	28	49
Minnesota	1,875,887	1.08	28	24	30
Mississippi	2,010,078	1.10	26	27	20
Missouri	7,113,729	3.89	7	6	7
Montana	172,701	.09	48	46	48
Nebraska	428,777	.23	45	43	45
Nevada	1,103,379	.60	33	36	13
New Hampshire	464,846	.25	42	42	33
New Jersey	4,299,684	2.35	14	11	25
New Mexico	3,429,306	1.87	18	17	2
New York	9,241,450	5.05	4	5	28
North Carolina	2,006,797	1.09	27	30	40
North Dakota	223,368	.12	46	47	37
Ohio	6,392,075	3.49	9	9	24
Oklahoma	953,152	.52	36	35	41
Oregon	588,944	.31	41	38	50
Pennsylvania	4,446,697	2.43	13	13	35
Rhode Island	429,295	.23	44	39	32
South Carolina	3,178,393	1.74	20	20	15
South Dakota	182,493	.10	47	50	43
Tennessee	4,742,274	2.59	11	18	12
Texas	12,716,233	6.91	2	2	21
Utah	1,399,034	.76	30	29	19
Vermont	99,063	.05	51	51	51
Virginia	9,783,574	5.35	3	3	3
Washington	3,445,798	1.88	17	14	22
West Virginia	583,579	.32	40	45	38
Wisconsin	1,379,556	.75	31	31	42
Wyoming	124,508	.06	50	48	44
U.S. Outlying Areas	3,279,451	1.79			

FEDERAL PROCUREMENT DATA SYSTEM
TOP 10 STATES BY PROCUREMENT FOR LAST 5 YEARS (Billions)
 Actions Reported Individually on SF279

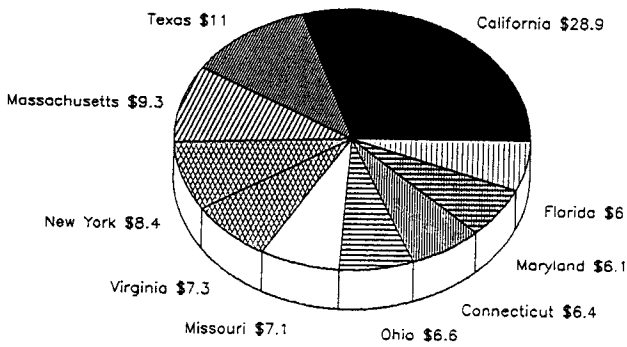
FISCAL YEAR 1987



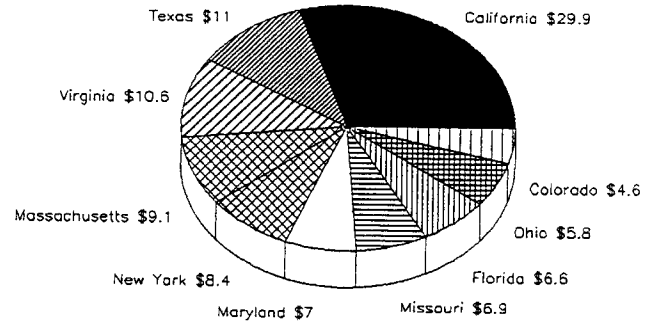
FISCAL YEAR 1988



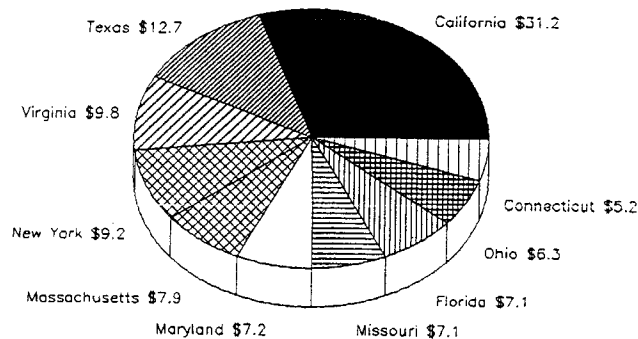
FISCAL YEAR 1989



FISCAL YEAR 1990



FISCAL YEAR 1991
 (Year to Date)



FEDERAL PROCUREMENT DATA SYSTEM
FEDERAL PROCUREMENT DOLLARS FOR ALABAMA
 Fiscal Year 1991 to Date

Population 4,040,587
 Per Capita Procurement 835

Total Procurement By Place of Performance 3,374,915
 Rank Per Capita 16 Last Year 16

TOP FIVE COUNTIES					
NAME OF COUNTY	CIVILIAN AGENCIES		DEPARTMENT OF DEFENSE		TOTAL (000)
	SMALL DIS- ADVANTAGED (000)	OTHER (000)	SMALL DIS- ADVANTAGED (000)	OTHER (000)	
1. MADISON	17,787	1,323,702	104,478	714,350	2,160,317
2. COFFEE	203	1,516	6,362	177,403	185,484
3. CALHOUN	442	149	11,217	157,232	169,040
4. MOBILE	1,538	9,926	2,643	146,753	160,860
5. JEFFERSON	7,654	54,870	0	80,142	142,666
TOP FIVE AGENCIES WITH PLACE OF PERFORMANCE IN THIS STATE (000)					
1. DEPARTMENT OF DEFENSE					1,816,191
2. NATIONAL AERONAUTICS AND SPACE ADMINISTRATION					1,323,073
3. GENERAL SERVICES ADMINISTRATION					47,262
4. TENNESSEE VALLEY AUTHORITY					42,647
5. AGENCY FOR INTERNATIONAL DEVELOPMENT					34,698
TOP FIVE CONTRACTING OFFICES LOCATED IN THIS STATE (000)					
1 ARMY, MISSILE CMD, REDSTONE ARSENAL					4,152,570
2 NASA, MARSHALL SPACE CENTER					3,032,444
3 ARMY, STRATEGIC DEFENSE CMD, HUNTSVILLE					1,024,038
4 USA ENGINEER DISTRICT MOBILE					254,615
5 USA ENGINEER DIV HUNTSVILLE					193,637
TYPE OF PRODUCT OR SERVICE	SMALL BUSINESS (000)	LARGE BUSINESS (000)	STATE & LOCAL GOV'T (000)	NON- PROFIT & OTHER (000)	TOTAL (000)
R & D	184,498	295,349	21,400	32,740	533,987
Construction	128,549	287,641	45	0	416,235
Supplies & Equipment	201,687	1,326,619	88	17,695	1,546,089
Services	174,437	687,863	2,578	13,726	878,604
TOTAL	689,171	2,597,472	24,111	64,161	3,374,915
TOP CONTRACTORS PERFORMING IN THIS STATE					
CIVILIAN AGENCIES CONTRACTORS	DOLLARS (000)	DEPARTMENT OF DEFENSE CONTRACTORS		DOLLARS (000)	
1. BOEING COMPANY THE	519,560	1. TELEDYNE INC	183,626		
2. LOCKHEED CORPORATION	333,557	2. FMC CORPORATION	100,004		
3. UNITED TECHNOLOGIES CORP	195,620	3. BOEING COMPANY THE	96,444		
4. TELEDYNE INC	66,458	4. DYNCORP	90,890		
5. B A M S I INC	34,838	5. AMERICAN APPAREL	70,931		
6. ANSELL INC	29,881	6. NICHOLS RESEARCH CORPORATION	63,174		
7. BIONETICS CORP	26,692	7. PRECISION STANDARD INC	60,612		
8. UNIVERSITY OF ALABAMA	20,904	8. PENTASTAR ELECTRONICS INC	39,085		
9. SVERDRUP CORPORATION	17,446	9. COLSA INC	36,265		
10. SOUTHERN COMPANY INC	16,600	10. UNISYS CORPORATION	35,545		

FEDERAL PROCUREMENT DATA SYSTEM
FEDERAL PROCUREMENT DOLLARS FOR ALASKA
 Fiscal Year 1991 to Date

Population 550,043
 Per Capita Procurement 1,428

Total Procurement By Place of Performance 785,424
 Rank Per Capita 6 Last Year 41

TOP FIVE COUNTIES					
NAME OF COUNTY	CIVILIAN AGENCIES		DEPARTMENT OF DEFENSE		TOTAL (000)
	SMALL DIS- ADVANTAGED (000)	OTHER (000)	SMALL DIS- ADVANTAGED (000)	OTHER (000)	
1. ANCHORAGE	3,033	61,185	8,038	234,387	306,643
2. FAIRBANKS NORTH	212	24,096	13,689	107,876	145,873
3. ALEUTIAN ISLAND	0	815	14,155	61,685	76,655
4. YUKON-KOYUKUK	24	2,703	63	57,515	60,305
5. JUNEAU	216	51,259	0	391	51,866

TOP FIVE AGENCIES WITH PLACE OF PERFORMANCE IN THIS STATE (000)	
1. DEPARTMENT OF DEFENSE	554,856
2. DEPARTMENT OF THE INTERIOR	54,771
3. DEPARTMENT OF TRANSPORTATION	47,692
4. GENERAL SERVICES ADMINISTRATION	42,359
5. DEPARTMENT OF HEALTH AND HUMAN SERVICES	37,212

TOP FIVE CONTRACTING OFFICES LOCATED IN THIS STATE (000)	
1 USA ENGINEER DISTRICT ALASKA, ANCHORAGE	96,813
2 USAF, DET 2, 5000 CONS/LGC, ELMENDORF AFB	49,997
3 HHS, ALASKA AREA NATIVE HEALTH SVC, ANCHORAGE	29,549
4 ARMY, HQ 6TH INFANTRY DIV/USA GARRISON	29,421
5 USAF, 5000 SPECIALIZED CONTRACT, ELMENDORF AFB	28,100

TYPE OF PRODUCT OR SERVICE	SMALL BUSINESS (000)	LARGE BUSINESS (000)	STATE & LOCAL GOV'T (000)	NON- PROFIT & OTHER (000)	TOTAL (000)
R & D	0	15	7,255	1,256	8,526
Construction	136,344	104,422	6,417	58	247,241
Supplies & Equipment	26,704	99,233	10,220	0	136,157
Services	153,145	166,815	56,414	17,126	393,500
TOTAL	316,193	370,485	80,306	18,440	785,424

TOP CONTRACTORS PERFORMING IN THIS STATE			
CIVILIAN AGENCIES CONTRACTORS	DOLLARS (000)	DEPARTMENT OF DEFENSE CONTRACTORS	DOLLARS (000)
1. SOUTHAEST ALSK RGONAL HLTH CORP	28,685	1. MAPCO INC	52,578
2. ANCHORAGE TIMES PUBG COMPANY	16,389	2. ITT CORPORATION	51,136
3. RESTEC CONTRACTORS INC	16,183	3. GENERAL COMMUNICATION INC	45,988
4. UNIVERSITY OF ALASKA	14,279	4. TESORO PETROLEUM CORPORATION	34,159
5. ANCHORAGE MUNICIPALITY OF	11,295	5. PIQUINI MANAGEMENT CORPORATION	30,101
6. MKB CONSTRUCTORS	9,351	6. GENERAL ELECTRIC COMPANY	27,877
7. MANIILAQ ASSOCIATION	7,636	7. HALLIBURTON COMPANY	27,356
8. WALTER-THOMAS CORP	6,009	8. PACIFICORP	27,345
9. ASSOC OF VILLAGE	4,955	9. ALEUTIAN CONSTRUCTORS	10,346
10. GENERAL ELECTRIC COMPANY	4,008	10. RAYTHEON COMPANY	10,195

FEDERAL PROCUREMENT DATA SYSTEM
FEDERAL PROCUREMENT DOLLARS FOR ARIZONA
 Fiscal Year 1991 to Date

Population 3,666,228
 Per Capita Procurement 820

Total Procurement By Place of Performance 3,008,251
 Rank Per Capita 17 Last Year 14

TOP FIVE COUNTIES					
NAME OF COUNTY	CIVILIAN AGENCIES		DEPARTMENT OF DEFENSE		TOTAL (000)
	SMALL DIS- ADVANTAGED (000)	OTHER (000)	SMALL DIS- ADVANTAGED (000)	OTHER (000)	
1. MARICOPA	3,307	226,181	18,391	1,051,066	1,298,945
2. PIMA	7,539	45,131	4,652	1,102,611	1,159,933
3. COCHISE	1,981	1,683	20,777	228,494	252,935
4. APACHE	404	78,595	0	40	79,039
5. LA PAZ	95	9,058	5,351	32,139	46,643

TOP FIVE AGENCIES WITH PLACE OF PERFORMANCE IN THIS STATE (000)	
1. DEPARTMENT OF DEFENSE	2,508,562
2. DEPARTMENT OF THE INTERIOR	289,391
3. DEPARTMENT OF AGRICULTURE	39,191
4. GENERAL SERVICES ADMINISTRATION	33,374
5. DEPARTMENT OF HEALTH AND HUMAN SERVICES	27,044

TOP FIVE CONTRACTING OFFICES LOCATED IN THIS STATE (000)	
1 INTERIOR/BUREAU OF RECLAMATION, PHOENIX	145,587
2 ARMY, USA INFO SYSTEMS CMD, FT HUACHUCA	96,069
3 ARMY, HQ USAISC, FT HUACHUCA	66,668
4 USAF, 832 AD/LGC, LUKE AFB	63,330
5 ARMY, YUMA PROVING GROUND STEYP-CR	47,375

TYPE OF PRODUCT OR SERVICE	SMALL BUSINESS (000)	LARGE BUSINESS (000)	STATE & LOCAL GOV'T (000)	NON- PROFIT & OTHER (000)	TOTAL (000)
R & D	22,956	236,389	5,792	10,056	275,193
Construction	129,791	283,766	0	52	413,609
Supplies & Equipment	54,096	1,642,978	55	117,358	1,814,487
Services	108,162	259,342	119,615	17,843	504,962
TOTAL	315,005	2,422,475	125,462	145,309	3,008,251

TOP CONTRACTORS PERFORMING IN THIS STATE			
CIVILIAN AGENCIES CONTRACTORS	DOLLARS (000)	DEPARTMENT OF DEFENSE CONTRACTORS	DOLLARS (000)
1. NAVAJO TRIBAL COUNCIL	71,673	1. GENERAL MOTORS CORPORATION	1,021,826
2. ENSERCH CORPORATION	68,008	2. MCDONNELL DOUGLAS CORP	451,823
3. VOITH HYDRO INC	26,000	3. MOTOROLA INC	233,924
4. WYMAN-GORDON COMPANY	24,756	4. ALLIED SIGNAL INC	109,147
5. WEITZ CORPORATION	14,725	5. PHELPS INC	55,010
6. HUNTCOR INC	12,916	6. SPACE DATA CORPORATION	41,314
7. M G C CONTRACTORS INC	11,613	7. SUNDT CORP	39,926
8. ECKER EMPIRE ELECTRIC COMPANY	9,900	8. UNISYS CORPORATION	38,480
9. TELEDYNE INC	8,565	9. DYNACORP	25,146
10. HOLZMANN PHILIPP USA	7,200	10. LITTON INDUSTRIES INC	23,991

FEDERAL PROCUREMENT DATA SYSTEM
FEDERAL PROCUREMENT DOLLARS FOR ARKANSAS
 Fiscal Year 1991 to Date

Population 2,350,725
 Per Capita Procurement 820

Total Procurement By Place of Performance 434,039
 Rank Per Capita 18 Last Year 43

TOP FIVE COUNTIES					
NAME OF COUNTY	CIVILIAN AGENCIES		DEPARTMENT OF DEFENSE		TOTAL (000)
	SMALL DIS- ADVANTAGED (000)	OTHER (000)	SMALL DIS- ADVANTAGED (000)	OTHER (000)	
1. PULASKI	860	26,569	2,350	66,669	96,448
2. ARKANSAS	19	42,060	950	6,254	49,283
3. OUACHITA	0	88	0	46,942	47,030
4. JEFFERSON	358	4,767	734	21,849	27,708
5. BENTON	63	17,410	109	7,773	25,355
TOP FIVE AGENCIES WITH PLACE OF PERFORMANCE IN THIS STATE (000)					
1. DEPARTMENT OF DEFENSE					312,813
2. DEPARTMENT OF AGRICULTURE					67,414
3. GENERAL SERVICES ADMINISTRATION					16,614
4. DEPARTMENT OF HEALTH AND HUMAN SERVICES					6,667
5. DEPARTMENT OF LABOR					6,166
TOP FIVE CONTRACTING OFFICES LOCATED IN THIS STATE (000)					
1 USA ENGINEER DISTR LITTLE ROCK					29,849
2 USAF, 314 TAW/LGC, LITTLE ROCK AFB					25,982
3 ARMY PINE BLUFF ARSENAL SMCRM-PO					19,221
4 USA ENGINEER DISTR LITTLE ROCK					17,147
5 HHS, CONTRACTS & PROCUREMENT, JEFFERSON					11,846
TYPE OF PRODUCT OR SERVICE	SMALL BUSINESS (000)	LARGE BUSINESS (000)	STATE & LOCAL GOV'T (000)	NON- PROFIT & OTHER (000)	TOTAL (000)
R & D	691	1,980	197	600	3,468
Construction	58,121	30,958	0	400	89,479
Supplies & Equipment	73,984	155,279	5	8,277	237,545
Services	42,764	45,691	7,078	8,014	103,547
TOTAL	175,560	233,908	7,280	17,291	434,039
TOP CONTRACTORS PERFORMING IN THIS STATE					
CIVILIAN AGENCIES CONTRACTORS	DOLLARS (000)	DEPARTMENT OF DEFENSE CONTRACTORS	DOLLARS (000)		
1. RICELAND FOODS INC	38,185	1. BEI ELECTRONICS INC	32,655		
2. LEACH COMPANY INC	12,148	2. AIR TRANSPORT INTERNATIONAL	20,663		
3. XEROX CORPORATION	5,648	3. MUNRO & COMPANY INC	18,394		
4. ARKANSAS DEPT OF EDUCATION	5,272	4. TRW INC	15,214		
5. ALLEN CANNING COMPANY	5,261	5. FORT BISCUIT COMPANY	12,973		
6. INTEGRATED RESOURCES INC	4,826	6. VALMAC INDUSTRIES INC	11,685		
7. FLYNCO INC	2,741	7. AMERICAN FUEL CELL CTD FABRICS	11,496		
8. PATHOLOGY ASSOCIATES INC	2,484	8. FORD MOTOR COMPANY	10,546		
9. PRODUCERS RICE MILL INC	2,117	9. LOCKHEED CORPORATION	10,007		
10. INDUSTRIAL COMPONENTS CORP	1,877	10. SEQUA CORPORATION	9,438		

FEDERAL PROCUREMENT DATA SYSTEM
FEDERAL PROCUREMENT DOLLARS FOR CALIFORNIA
 Fiscal Year 1991 to Date

Population 29,760,021
 Per Capita Procurement 1,050

Total Procurement By Place of Performance 31,263,649
 Rank Per Capita 10 Last Year 1

TOP FIVE COUNTIES					
NAME OF COUNTY	CIVILIAN AGENCIES		DEPARTMENT OF DEFENSE		TOTAL (000)
	SMALL DIS- ADVANTAGED (000)	OTHER (000)	SMALL DIS- ADVANTAGED (000)	OTHER (000)	
1. LOS ANGELES	41,971	3,072,571	139,988	9,893,510	13,148,040
2. SANTA CLARA	33,667	772,731	26,094	3,508,452	4,340,944
3. ORANGE	8,545	843,517	34,569	2,628,719	3,515,350
4. SAN DIEGO	14,307	250,296	110,008	2,144,246	2,518,857
5. ALAMEDA	7,891	1,608,140	28,011	238,125	1,882,167
TOP FIVE AGENCIES WITH PLACE OF PERFORMANCE IN THIS STATE (000)					
1. DEPARTMENT OF DEFENSE					23,630,864
2. NATIONAL AERONAUTICS AND SPACE ADMINISTRATION					4,148,419
3. DEPARTMENT OF ENERGY					2,102,627
4. GENERAL SERVICES ADMINISTRATION					331,835
5. DEPARTMENT OF AGRICULTURE					223,876
TOP FIVE CONTRACTING OFFICES LOCATED IN THIS STATE (000)					
1 ENERGY, SAN FRAN OPERATION OFC					1,752,491
2 USAF, SSD/PKVC, LOS ANGELES					1,380,192
3 NASA, JET PROPULSION LAB, PASADENA					1,173,840
4 USAF, BALLISTIC MISSILE OFC/PK, NORTON AFB					1,060,115
5 USAF, SSD/PKTY, LOS ANGELES					538,448
TYPE OF PRODUCT OR SERVICE	SMALL BUSINESS (000)	LARGE BUSINESS (000)	STATE & LOCAL GOV'T (000)	NON- PROFIT & OTHER (000)	TOTAL (000)
R & D	402,886	5,828,783	291,868	1,781,451	8,304,988
Construction	580,478	747,756	0	451	1,328,685
Supplies & Equipment	1,147,067	12,064,581	1,395	1,557,703	14,770,746
Services	1,185,678	4,093,172	1,321,287	259,093	6,859,230
TOTAL	3,316,109	22,734,292	1,614,550	3,598,698	31,263,649
TOP CONTRACTORS PERFORMING IN THIS STATE					
CIVILIAN AGENCIES CONTRACTORS	DOLLARS (000)	DEPARTMENT OF DEFENSE CONTRACTORS		DOLLARS (000)	
1. UNIVERSITY OF CALIFORNIA	1,441,659	1. GENERAL DYNAMICS CORPORATION		3,945,021	
2. ROCKWELL INTERNATIONAL CORP	1,384,804	2. GENERAL MOTORS CORPORATION		2,331,646	
3. CALIFORNIA INST OF TECHNOLOGY	1,148,521	3. MCDONNELL DOUGLAS CORP		2,125,939	
4. MCDONNELL DOUGLAS CORP	768,110	4. LOCKHEED CORPORATION		1,278,230	
5. BECHTEL GROUP INC	210,043	5. FMC CORPORATION		1,230,979	
6. STANFORD LELAND JUNIOR UNIV	203,714	6. ROCKWELL INTERNATIONAL CORP		1,025,322	
7. TRW INC	203,191	7. TRW INC		890,290	
8. LOCKHEED CORPORATION	144,641	8. GENCORP INC		547,510	
9. AMERICAN PRSDENT CMPANIES LTD	107,100	9. LITTON INDUSTRIES INC		482,104	
10. LORAL CORPORATION	75,359	10. FOUNDATION HEALYH CORPORATION		433,279	

FEDERAL PROCUREMENT DATA SYSTEM
FEDERAL PROCUREMENT DOLLARS FOR COLORADO
 Fiscal Year 1991 to Date

Population 3,294,394
 Per Capita Procurement 1,368

Total Procurement By Place of Performance 4,505,663
 Rank Per Capita 8 Last Year 12

TOP FIVE COUNTIES					
NAME OF COUNTY	CIVILIAN AGENCIES		DEPARTMENT OF DEFENSE		TOTAL (000)
	SMALL DIS- ADVANTAGED (000)	OTHER (000)	SMALL DIS- ADVANTAGED (000)	OTHER (000)	
1. DENVER	9,021	128,029	13,575	1,741,311	1,891,936
2. JEFFERSON	21,147	1,020,102	84	29,070	1,070,403
3. EL PASO	-1,372	10,362	39,534	506,553	555,077
4. ARAPAHOE	2,935	213,865	5,975	26,609	249,384
5. BOULDER	5,449	46,432	530	162,301	214,712
TOP FIVE AGENCIES WITH PLACE OF PERFORMANCE IN THIS STATE (000)					
1. DEPARTMENT OF DEFENSE					2,648,717
2. DEPARTMENT OF ENERGY					1,062,972
3. NATIONAL AERONAUTICS AND SPACE ADMINISTRATION					250,048
4. DEPARTMENT OF JUSTICE					195,545
5. DEPARTMENT OF THE INTERIOR					151,688
TOP FIVE CONTRACTING OFFICES LOCATED IN THIS STATE (000)					
1 ENERGY, ROCKY FLATS OFC					850,031
2 DOD, HLTH & MED PROG/UNIFORMED SVCS					704,587
3 USAF, HQ SPACE CMD/PKD, PETERSON AFB					228,792
4 ENERGY, WESTERN AREA POWER, GOLDEN					219,828
5 FEDERAL PRISON SYSTEM, FLORENCE					115,155
TYPE OF PRODUCT OR SERVICE	SMALL BUSINESS (000)	LARGE BUSINESS (000)	STATE & LOCAL GOV'T (000)	NON- PROFIT & OTHER (000)	TOTAL (000)
R & D	22,235	2,078,816	9,306	129,507	2,239,864
Construction	138,758	271,157	1,367	0	411,282
Supplies & Equipment	127,788	182,669	93	2,652	313,202
Services	181,768	1,339,406	6,923	13,218	1,541,315
TOTAL	470,549	3,872,048	17,689	145,377	4,505,663
TOP CONTRACTORS PERFORMING IN THIS STATE					
CIVILIAN AGENCIES CONTRACTORS	DOLLARS (000)	DEPARTMENT OF DEFENSE CONTRACTORS	DOLLARS (000)		
1. EG & G INC	796,173	1. MARTIN MARIETTA CORPORATION	1,673,017		
2. MARTIN MARIETTA CORPORATION	194,394	2. FORD MOTOR COMPANY	127,299		
3. MIDWEST RESEARCH INSTITUTE	105,128	3. INTERNATIONAL BUS MCHS CORP	112,482		
4. PHELPS INC	65,868	4. KAMAN CORPORATION	41,064		
5. BLOUNT INC	58,667	5. WESTON ROY F INC	27,085		
6. UNC INCORPORATED	57,231	6. GENERAL ELECTRIC COMPANY	26,074		
7. PCL CONSTRUCTION SERVICES INC	50,680	7. LANDMARK PETROLEUM INC	21,903		
8. WACKENHUT CORPORATION	50,247	8. STORAGE TECHNOLOGY CORPORATION	17,627		
9. ORBITAL SCIENCES CORPORATION	27,406	9. CONTEL CORPORATION	17,471		
10. HORIZONS HEALTH CARE AND RETIR	22,984	10. CODAR TECHNOLOGY INCORPORATED	15,437		

FEDERAL PROCUREMENT DATA SYSTEM
FEDERAL PROCUREMENT DOLLARS FOR CONNECTICUT
 Fiscal Year 1991 to Date

Population 3,287,116
 Per Capita Procurement 1,589

Total Procurement By Place of Performance 5,222,234
 Rank Per Capita 4 Last Year 10

TOP FIVE COUNTIES					
NAME OF COUNTY	CIVILIAN AGENCIES		DEPARTMENT OF DEFENSE		TOTAL (000)
	SMALL DIS- ADVANTAGED (000)	OTHER (000)	SMALL DIS- ADVANTAGED (000)	OTHER (000)	
1. NEW LONDON	1,150	71,992	8,448	2,245,173	2,326,763
2. FAIRFIELD	57	87,153	2,608	1,513,013	1,602,831
3. HARTFORD	840	84,517	8,421	1,001,855	1,095,633
4. NEW HAVEN	1,697	32,498	3,190	106,004	143,389
5. MIDDLESEX	0	472	0	21,618	22,090

TOP FIVE AGENCIES WITH PLACE OF PERFORMANCE IN THIS STATE (000)	
1. DEPARTMENT OF DEFENSE	4,935,494
2. DEPARTMENT OF ENERGY	85,281
3. NATIONAL AERONAUTICS AND SPACE ADMINISTRATION	60,329
4. DEPARTMENT OF VETERANS AFFAIRS	54,735
5. DEPARTMENT OF TRANSPORTATION	19,036

TOP FIVE CONTRACTING OFFICES LOCATED IN THIS STATE (000)	
1 VA MED CTR, WEST HAVEN	22,306
2 COAST GUARD, NEW LONDON	11,863
3 FEDERAL PRISON SYSTEM, DANBURY	3,616
4 VA MED CTR, NEWINGTON	2,837
5 AGRI, SOIL & CONS SVCS, STORRS	1,761

TYPE OF PRODUCT OR SERVICE	SMALL BUSINESS (000)	LARGE BUSINESS (000)	STATE & LOCAL GOV'T (000)	NON- PROFIT & OTHER (000)	TOTAL (000)
R & D	29,872	196,045	1,794	6,577	234,288
Construction	20,943	52,560	7	0	73,510
Supplies & Equipment	181,349	3,536,574	6	414,737	4,132,666
Services	57,088	699,106	2,270	23,306	781,770
TOTAL	289,252	4,484,285	4,077	444,620	5,222,234

TOP CONTRACTORS PERFORMING IN THIS STATE			
CIVILIAN AGENCIES CONTRACTORS	DOLLARS (000)	DEPARTMENT OF DEFENSE CONTRACTORS	DOLLARS (000)
1. UNC INCORPORATED	58,034	1. GENERAL DYNAMICS CORPORATION	2,056,693
2. UNITED TECHNOLOGIES CORP	46,551	2. UNITED TECHNOLOGIES CORP	1,869,387
3. PHILIPS GLOEILAMPENFABRIEKEN	20,393	3. TEXTRON INC	215,976
4. PERKIN-ELMER CORPORATION	12,312	4. KAMAN CORPORATION	126,992
5. ASEA BROWN BOVERI INC	11,805	5. ANALYSIS & TECHNOLOGY INC	53,249
6. TRATAROS CONSTRUCTION INC	10,831	6. COOPER COMPANIES INC	47,699
7. CLARENDON LTD	9,928	7. GENERAL MOTORS CORPORATION	26,563
8. HOMEQUITY INC	9,532	8. DREYFUS LOUIS ENERGY	23,963
9. ENERGY RESEARCH CORPORATION	7,881	9. E M I HOLDING CORP	16,682
10. ARA GROUP INC	5,980	10. SONALYSTS INC	16,075

FEDERAL PROCUREMENT DATA SYSTEM
FEDERAL PROCUREMENT DOLLARS FOR DELAWARE
 Fiscal Year 1991 to Date

Population 666,168
 Per Capita Procurement 232

Total Procurement By Place of Performance 154,556
 Rank Per Capita 46 Last Year 49

TOP FIVE COUNTIES					
NAME OF COUNTY	CIVILIAN AGENCIES		DEPARTMENT OF DEFENSE		TOTAL (000)
	SMALL DIS- ADVANTAGED (000)	OTHER (000)	SMALL DIS- ADVANTAGED (000)	OTHER (000)	
1. KENT	0	1,328	4,077	77,108	82,513
2. NEW CASTLE	3,423	16,794	1,108	42,789	64,114
3. SUSSEX	0	551	111	7,267	7,929
4.					
5.					
TOP FIVE AGENCIES WITH PLACE OF PERFORMANCE IN THIS STATE (000)					
1. DEPARTMENT OF DEFENSE					132,460
2. ENVIRONMENTAL PROTECTION AGENCY					7,163
3. DEPARTMENT OF VETERANS AFFAIRS					5,364
4. GENERAL SERVICES ADMINISTRATION					2,451
5. DEPARTMENT OF JUSTICE					1,449
TOP FIVE CONTRACTING OFFICES LOCATED IN THIS STATE (000)					
1 USAF, 436 MAW/LGC DOVER AFB					37,824
2 VA MED/RO CENTER, WILMINGTON					3,306
3 ARMY, USP & FO FOR DELAWARE					506
4 AGRI, FARMERS HOME ADMIN, DOVER					183
5 AGRI, FARMERS HOME ADMIN, DOVER					4
TYPE OF PRODUCT OR SERVICE	SMALL BUSINESS (000)	LARGE BUSINESS (000)	STATE & LOCAL GOV'T (000)	NON- PROFIT & OTHER (000)	TOTAL (000)
R & D	2,211	15,136	358	2,035	19,740
Construction	23,150	10,374	0	0	33,524
Supplies & Equipment	11,128	55,049	14	827	67,018
Services	13,519	9,189	165	11,401	34,274
TOTAL	50,008	89,748	537	14,263	154,556
TOP CONTRACTORS PERFORMING IN THIS STATE					
CIVILIAN AGENCIES CONTRACTORS	DOLLARS (000)	DEPARTMENT OF DEFENSE CONTRACTORS		DOLLARS (000)	
1. GUARDIAN CONSTRUCTION CO	3,641	1. I I C INDUSTRIES INC		34,905	
2. ENVIRONMENTAL HLTH RES & TSTG	3,424	2. ICI AMERICNA HOLDINGS		13,805	
3. ICI AMERICNA HOLDINGS	2,985	3. E I DU PONT DE NMOURS COMPANY		8,892	
4. E I DU PONT DE NMOURS COMPANY	2,126	4. CAESAR RODNEY SCH DIST		6,156	
5. OGDEN CORPORATION	1,474	5. EDEN HANNON & COMPANY		4,171	
6. MOECKEL CARBONELL ASSOCIATES	800	6. HEAD INC		3,782	
7. MCD FOUNDATION	621	7. AMETEK INC		3,778	
8. NCALL RESEARCH INC	581	8. WHITING-TURNER CONTG CO INC		3,432	
9. ASTROPOWER INC	479	9. NOLFOLK DREDGING CO INC		3,264	
10. UNIVERSITY OF DELAWARE	470	10. DOVER CITY OF		3,060	

FEDERAL PROCUREMENT DATA SYSTEM
FEDERAL PROCUREMENT DOLLARS FOR DISTRICT OF COLUMBIA
 Fiscal Year 1991 to Date

Population 605,900
 Per Capita Procurement 6,531

Total Procurement By Place of Performance 3,587,782
 Rank Per Capita 1 Last Year 19

TOP FIVE COUNTIES					
NAME OF COUNTY	CIVILIAN AGENCIES		DEPARTMENT OF DEFENSE		TOTAL (000)
	SMALL DIS- ADVANTAGED (000)	OTHER (000)	SMALL DIS- ADVANTAGED (000)	OTHER (000)	
1. DISTRICT OF COL	417,706	2,431,917	124,449	983,802	3,957,874
2.					
3.					
4.					
5.					
TOP FIVE AGENCIES WITH PLACE OF PERFORMANCE IN THIS STATE (000)					
1. DEPARTMENT OF DEFENSE	1,108,251				
2. GENERAL SERVICES ADMINISTRATION	863,582				
3. DEPARTMENT OF THE TREASURY	314,504				
4. DEPARTMENT OF JUSTICE	312,353				
5. DEPARTMENT OF TRANSPORTATION	250,126				
TOP FIVE CONTRACTING OFFICES LOCATED IN THIS STATE (000)					
1 NAVAL SEA SYSTEMS COMMAND	4,878,391				
2 NAVAL SEA SYSTEMS COMMAND	2,773,859				
3 NAVAL SEA SYSTEMS COMMAND	2,170,105				
4 NAVY, STRATEGIC SYSTEMS PROJECT OFFICE	1,900,050				
5 USAF, SAFAQL	1,468,451				
TYPE OF PRODUCT OR SERVICE	SMALL BUSINESS (000)	LARGE BUSINESS (000)	STATE & LOCAL GOV'T (000)	NON- PROFIT & OTHER (000)	TOTAL (000)
R & D	35,413	24,986	4	111,187	171,590
Construction	107,509	104,155	1	2	211,667
Supplies & Equipment	181,931	743,889	118	40,399	966,337
Services	828,159	1,600,544	3,572	176,005	2,608,280
TOTAL	1,153,012	2,473,574	3,695	327,593	3,957,874
TOP CONTRACTORS PERFORMING IN THIS STATE					
CIVILIAN AGENCIES CONTRACTORS	DOLLARS (000)	DEPARTMENT OF DEFENSE CONTRACTORS		DOLLARS (000)	
1. MARTIN MARIETTA CORPORATION	141,373	1. CSX CORPORATION	173,294		
2. COMPUTER SCIENCES CORPORATION	72,443	2. AMERICAN TELE & TELG COMPANY	88,604		
3. TISOFT INC	67,827	3. INTERNATIONAL SHIPHOLDING CORP	73,078		
4. HONEYWELL INC	65,867	4. SHORE MANAGEMENT INC	55,546		
5. EBON RESEARCH SYSTEMS CO	54,838	5. CREATIVE INTERIORS	38,457		
6. BELL ATLANTIC CORPORATION	45,639	6. HARNISCHFEGER CORPORATION	24,889		
7. JOINT OCNGRAPHIC INSTITUTIONS	45,393	7. GRUMMAN CORPORATION	22,185		
8. BELL CINCINNATI INC	39,711	8. AEROMRITIME MEDITERRANEAN CORP	22,000		
9. NATIONAL ACADEMY SCIENCES USA	36,358	9. COMMUNICATIONS SATELLITE CORP	20,158		
10. AFRICAN AMERICAN INST INC THE	36,103	10. I-NET INC	19,205		

FEDERAL PROCUREMENT DATA SYSTEM
FEDERAL PROCUREMENT DOLLARS FOR FLORIDA
 Fiscal Year 1991 to Date

Population 12,937,928
 Per Capita Procurement 549

Total Procurement By Place of Performance 7,101,062
 Rank Per Capita 26 Last Year 8

TOP FIVE COUNTIES					
NAME OF COUNTY	CIVILIAN AGENCIES		DEPARTMENT OF DEFENSE		TOTAL (000)
	SMALL DIS- ADVANTAGED (000)	OTHER (000)	SMALL DIS- ADVANTAGED (000)	OTHER (000)	
1. BREVARD	6,778	1,468,796	26,281	651,479	2,153,334
2. ORANGE	739	30,939	7,930	1,115,396	1,155,004
3. PALM BEACH	0	106,608	183	862,398	969,189
4. PINELLAS	2,016	147,578	223	533,138	682,955
5. OKALOOSA	56	3,003	19,279	302,095	324,433
TOP FIVE AGENCIES WITH PLACE OF PERFORMANCE IN THIS STATE (000)					
1. DEPARTMENT OF DEFENSE					5,127,306
2. NATIONAL AERONAUTICS AND SPACE ADMINISTRATION					1,478,224
3. DEPARTMENT OF ENERGY					138,697
4. DEPARTMENT OF TRANSPORTATION					117,210
5. GENERAL SERVICES ADMINISTRATION					49,169
TOP FIVE CONTRACTING OFFICES LOCATED IN THIS STATE (000)					
1 NASA, KENNEDY SPACE CENTER					1,339,874
2 NAVAL TRAINING SYSTEMS CENTER, ORLANDO					576,073
3 USAF, ESMC/PK, PATRICK AFB					273,466
4 USAF, AFDTK/PKR, ELGIN AFB					90,453
5 USAF, EASTER SPACE & MISSILE CTR, PATRICK AFB					68,881
TYPE OF PRODUCT OR SERVICE	SMALL BUSINESS (000)	LARGE BUSINESS (000)	STATE & LOCAL GOV'T (000)	NON- PROFIT & OTHER (000)	TOTAL (000)
R & D	85,032	925,158	2,193	82,721	1,095,104
Construction	266,221	153,432	0	49	419,702
Supplies & Equipment	372,230	2,196,646	177	304,200	2,873,253
Services	437,576	2,133,437	12,004	129,986	2,713,003
TOTAL	1,161,059	5,408,673	14,374	516,956	7,101,062
TOP CONTRACTORS PERFORMING IN THIS STATE					
CIVILIAN AGENCIES CONTRACTORS	DOLLARS (000)	DEPARTMENT OF DEFENSE CONTRACTORS	DOLLARS (000)		
1. LOCKHEED CORPORATION	591,449	1. UNITED TECHNOLOGIES CORP	850,248		
2. MCDONNELL DOUGLAS CORP	217,070	2. MARTIN MARIETTA CORPORATION	745,526		
3. ROCKWELL INTERNATIONAL CORP	209,677	3. OLIN CORPORATION	243,320		
4. EG&G INC	207,311	4. HARRIS CORPORATION	194,969		
5. HARRIS CORPORATION	146,824	5. HONEYWELL INC	129,680		
6. GENERAL ELECTRIC COMPANY	127,606	6. JOHNSON CONTROLS INC	113,290		
7. UNITED TECHNOLOGIES CORP	99,180	7. AMERICAN SHIP BUILDING CO INC	110,168		
8. MARTIN MARIETTA CORPORATION	20,221	8. M D T T INC	106,044		
9. BOEING COMPANY THE	19,001	9. COMPUTER SCIENCES RAYTHEON JV	105,610		
10. METRIC CONSTRUCTORS INC	12,200	10. SOUTHERN AIR TRANSPORT INC	103,272		

FEDERAL PROCUREMENT DATA SYSTEM
FEDERAL PROCUREMENT DOLLARS FOR GEORGIA
 Fiscal Year 1991 to Date

Population 6,478,216
 Per Capita Procurement 359

Total Procurement By Place of Performance 2,329,108
 Rank Per Capita 36 Last Year 23

TOP FIVE COUNTIES					
NAME OF COUNTY	CIVILIAN AGENCIES		DEPARTMENT OF DEFENSE		TOTAL (000)
	SMALL DIS- ADVANTAGED (000)	OTHER (000)	SMALL DIS- ADVANTAGED (000)	OTHER (000)	
1. COBB	1,031	11,445	4,347	568,195	585,018
2. DE KALB	14,659	156,804	6,701	197,177	375,341
3. GWINNETT	2,470	29,286	1,660	274,915	308,331
4. CHATHAM	15	5,638	1,482	164,560	171,695
5. CAMDEN	0	74	1,533	111,150	112,757

TOP FIVE AGENCIES WITH PLACE OF PERFORMANCE IN THIS STATE (000)	
1. DEPARTMENT OF DEFENSE	1,963,938
2. GENERAL SERVICES ADMINISTRATION	80,909
3. DEPARTMENT OF JUSTICE	40,354
4. TENNESSEE VALLEY AUTHORITY	37,561
5. DEPARTMENT OF THE TREASURY	34,719

TOP FIVE CONTRACTING OFFICES LOCATED IN THIS STATE (000)	
1 USAF, WR-ALC/LFK (F-15), ROBINS AFB	440,927
2 USAF, WR-ALC/LNK (ELECTRONIC WARFARE)	422,839
3 USAF, WR-ALC/LYK (AVIONICS), ROBINS AFB	344,457
4 USA ENGINEER DISTRICT SAVANNAH	297,007
5 USAF, WR-ALC/LUK (SOF), ROBINS AFB	217,365

TYPE OF PRODUCT OR SERVICE	SMALL BUSINESS (000)	LARGE BUSINESS (000)	STATE & LOCAL GOV'T (000)	NON- PROFIT & OTHER (000)	TOTAL (000)
R & D	14,408	169,515	1,736	40,919	226,578
Construction	196,873	164,817	34	0	361,724
Supplies & Equipment	168,407	796,707	192	45,715	1,011,021
Services	164,105	494,404	1,328	69,948	729,785
TOTAL	543,793	1,625,443	3,290	156,582	2,329,108

TOP CONTRACTORS PERFORMING IN THIS STATE			
CIVILIAN AGENCIES CONTRACTORS	DOLLARS (000)	DEPARTMENT OF DEFENSE CONTRACTORS	DOLLARS (000)
1. MANAGEMENT AND TRAINING CORP	28,812	1. LOCKHEED CORPORATION	522,243
2. BATSON-COOK OF ATLANTA INC	23,151	2. ROCKWELL INTERNATIONAL CORP	253,461
3. GENERAL ELECTRIC COMPANY	13,357	3. INTERMARINE USA	115,590
4. BLUE BIRD BODY COMPANY	11,097	4. GEORGIA TECH RESEARCH CORP	39,696
5. UNIVERSITY OF GA RES FUNDATION	11,032	5. ROWE CORPORATION	37,937
6. NUCLEAR ASSURANCE CORP	8,042	6. GEORGIA POWER COMPANY	35,659
7. INSTITUTE NUCLEAR OP INC	7,005	7. SELLERS OIL COMPANY INC	33,748
8. ARA GROUP INC	6,909	8. JOHNSON CONTROLS INC	29,864
9. EASTERN COMPUTERS INC	6,762	9. CHRYSLER CORPORATION	28,337
10. FOSTER WHEELER CORPORATION	5,608	10. GEORGIA INSTITUTE TECHNOLOGY	26,036

FEDERAL PROCUREMENT DATA SYSTEM
FEDERAL PROCUREMENT DOLLARS FOR HAWAII
 Fiscal Year 1991 to Date

Population 1,108,229
 Per Capita Procurement 664

Total Procurement By Place of Performance 736,365
 Rank Per Capita 23 Last Year 40

TOP FIVE COUNTIES					
NAME OF COUNTY	CIVILIAN AGENCIES		DEPARTMENT OF DEFENSE		TOTAL (000)
	SMALL DIS- ADVANTAGED (000)	OTHER (000)	SMALL DIS- ADVANTAGED (000)	OTHER (000)	
1. HONOLULU	3,612	34,197	107,322	520,785	665,916
2. HAWAII	403	523	3,355	33,749	38,030
3. MAUI	0	7,925	651	17,987	26,563
4. KAUAI	0	939	616	4,301	5,856
5.					

TOP FIVE AGENCIES WITH PLACE OF PERFORMANCE IN THIS STATE (000)	
1. DEPARTMENT OF DEFENSE	688,766
2. GENERAL SERVICES ADMINISTRATION	11,144
3. DEPARTMENT OF TRANSPORTATION	7,522
4. DEPARTMENT OF LABOR	6,445
5. DEPARTMENT OF AGRICULTURE	6,112

TOP FIVE CONTRACTING OFFICES LOCATED IN THIS STATE (000)	
1 US ARMY ENGINEER DISTRICT HONOLU	167,894
2 ARMY, SUPPORT COMMAND (CONT DIV), FT SHAFTER	131,459
3 USAF, HQS/PACAF PROC CENTER, HICKAM AFB	90,857
4 NAVAL SUPPLY CENTER, PEARL HARBOR	40,344
5 TRIPLER ARMY MEDICAL CENTER	12,937

TYPE OF PRODUCT OR SERVICE	SMALL BUSINESS (000)	LARGE BUSINESS (000)	STATE & LOCAL GOV'T (000)	NON- PROFIT & OTHER (000)	TOTAL (000)
R & D	1,425	3,780	3,612	5,657	14,474
Construction	175,319	125,477	0	0	300,796
Supplies & Equipment	6,604	82,730	23	205	89,562
Services	92,995	222,724	3,334	12,480	331,533
TOTAL	276,343	434,711	6,969	18,342	736,365

TOP CONTRACTORS PERFORMING IN THIS STATE			
CIVILIAN AGENCIES CONTRACTORS	DOLLARS (000)	DEPARTMENT OF DEFENSE CONTRACTORS	DOLLARS (000)
1. PACIFIC EDUCATIONAL FOUNDATION	6,445	1. HAL INC	83,199
2. UNIVERSITY OF HAWAII	5,674	2. PACIFIC RESOURCES INC	56,417
3. MAUI LAND & PINEAPPLE CO INC	4,885	3. COMPUTER SCIENCES CORPORATION	33,446
4. BLACK & DECKER CORPORATION	3,955	4. MORRISON KNUDSEN CORPORATION	33,037
5. ROCKFORD CORPORATION	2,786	5. BODELL CONSTRUCTION COMPANY	22,295
6. HAWAIIAN ELECTRIC INDUSTRIES	2,275	6. HAWAIIAN ELECTRIC INDUSTRIES	19,146
7. KUAKINI HEALTH SYSTEM	2,001	7. NOVA GROUP INC	18,739
8. ROOFING CONSTRUCTORS INC	1,293	8. HOFFMAN CORPORATION	14,956
9. PACIFIC REGIONAL EDUCATIONAL	1,140	9. TEVAL CORP	12,962
10. NIU CONSTRUCTION INC	922	10. F2M INC	11,981

FEDERAL PROCUREMENT DATA SYSTEM
FEDERAL PROCUREMENT DOLLARS FOR IDAHO
 Fiscal Year 1991 to Date

Population 1,006,749
 Per Capita Procurement 995

Total Procurement By Place of Performance 1,000,990
 Rank Per Capita 11 Last Year 34

TOP FIVE COUNTIES					
NAME OF COUNTY	CIVILIAN AGENCIES		DEPARTMENT OF DEFENSE		TOTAL (000)
	SMALL DIS- ADVANTAGED (000)	OTHER (000)	SMALL DIS- ADVANTAGED (000)	OTHER (000)	
1. BONNEVILLE	2,058	842,701	237	1,694	846,690
2. ADA	2,284	13,190	2,453	14,416	32,343
3. ELMORE	0	722	4,495	13,060	18,277
4. CLEARWATER	125	2,360	0	13,762	16,247
5. BINGHAM	30	2,939	1,644	8,633	13,246

TOP FIVE AGENCIES WITH PLACE OF PERFORMANCE IN THIS STATE (000)	
1. DEPARTMENT OF ENERGY	845,905
2. DEPARTMENT OF DEFENSE	78,518
3. DEPARTMENT OF AGRICULTURE	40,462
4. DEPARTMENT OF THE INTERIOR	24,357
5. GENERAL SERVICES ADMINISTRATION	4,415

TOP FIVE CONTRACTING OFFICES LOCATED IN THIS STATE (000)	
1 ENERGY, IDAHO OPERATIONS OFC, IDAHO FALLS	1,038,858
2 INTERIOR/BUR OF RECLAMATION, BOISE	41,808
3 INTERIOR/OFC OF AIRCRAFT SERVICES, BOISE	26,540
4 USAF, 366 TFW/LGC MOUNTAIN HOME AFB	14,519
5 AGRI, FOREST SERVICE, BOISE	10,055

TYPE OF PRODUCT OR SERVICE	SMALL BUSINESS (000)	LARGE BUSINESS (000)	STATE & LOCAL GOV'T (000)	NON- PROFIT & OTHER (000)	TOTAL (000)
R & D	931	51	65	28	1,075
Construction	43,858	10,157	0	0	54,015
Supplies & Equipment	24,111	21,902	21	2,219	48,253
Services	40,650	849,072	5,378	2,547	897,647
TOTAL	109,550	881,182	5,464	4,794	1,000,990

TOP CONTRACTORS PERFORMING IN THIS STATE			
CIVILIAN AGENCIES CONTRACTORS	DOLLARS (000)	DEPARTMENT OF DEFENSE CONTRACTORS	DOLLARS (000)
1. EG&G INC	534,420	1. HARCON INC & S A GONZALES	14,022
2. WESTINGHOUSE ELECTRIC CORP	179,566	2. HARCON INC	7,253
3. MORRISON KNUDSEN CORPORATION	89,174	3. ORMOND BUILDERS	5,302
4. PROTECTION TECHNOLOGY IDAHO	20,963	4. PILLSBURY COMPANY THE	3,889
5. ROCKWELL INTERNATIONAL CORP	18,354	5. HEINZ H J COMPANY	3,493
6. BARNARD CONSTRUCTION COMPANY	8,922	6. COMMERCIAL CREAMERY CO	3,053
7. HEINZ H J COMPANY	4,807	7. BASIC AMERICAN FOODS	2,608
8. SCIENSTECH INC	3,607	8. ALL AMERICAN CONTRACTORS	2,276
9. MOSELEY W H COMPANY	1,934	9. IDAHO POWER COMPANY	2,037
10. FORT HALL BUSINESS CENTER	1,862	10. LUZON SERVICES	2,001

FEDERAL PROCUREMENT DATA SYSTEM
FEDERAL PROCUREMENT DOLLARS FOR ILLINOIS
 Fiscal Year 1991 to Date

Population 11,430,602
 Per Capita Procurement 312

Total Procurement By Place of Performance 3,569,164
 Rank Per Capita 39 Last Year 21

TOP FIVE COUNTIES					
NAME OF COUNTY	CIVILIAN AGENCIES		DEPARTMENT OF DEFENSE		TOTAL (000)
	SMALL DIS- ADVANTAGED (000)	OTHER (000)	SMALL DIS- ADVANTAGED (000)	OTHER (000)	
1. COOK	27,044	875,076	26,004	919,010	1,847,134
2. FRANKLIN	0	486,153	3	703	486,859
3. DU PAGE	2,271	233,507	1,912	44,880	282,570
4. MADISON	0	29,384	460	111,602	141,446
5. LAKE	701	14,291	17,302	74,736	107,030
TOP FIVE AGENCIES WITH PLACE OF PERFORMANCE IN THIS STATE (000)					
1. DEPARTMENT OF DEFENSE					1,758,372
2. DEPARTMENT OF ENERGY					721,689
3. TENNESSEE VALLEY AUTHORITY					524,360
4. GENERAL SERVICES ADMINISTRATION					212,407
5. DEPARTMENT OF AGRICULTURE					99,780
TOP FIVE CONTRACTING OFFICES LOCATED IN THIS STATE (000)					
1 ARMY, HQ, AMCCOM (AMSMC-PC), ROCK ISLAND					3,342,642
2 USAF, MAC/TRC SCOTT AFB					2,076,067
3 ENERGY, CHICAGO OPERATIONS OFFICE					1,561,574
4 DOD, DECCO, ATTN RGC, SCOTT AFB					734,712
5 VA SUPPLY DEPOT-INVENTORY MGMT DIVISION-901E					165,653
TYPE OF PRODUCT OR SERVICE	SMALL BUSINESS (000)	LARGE BUSINESS (000)	STATE & LOCAL GOV'T (000)	NON- PROFIT & OTHER (000)	TOTAL (000)
R & D	22,640	63,652	7,145	34,575	128,012
Construction	133,744	166,588	0	0	300,332
Supplies & Equipment	518,295	1,372,132	212	40,893	1,931,532
Services	108,651	368,460	5,709	726,468	1,209,288
TOTAL	783,330	1,970,832	13,066	801,936	3,569,164
TOP CONTRACTORS PERFORMING IN THIS STATE					
CIVILIAN AGENCIES CONTRACTORS	DOLLARS (000)	DEPARTMENT OF DEFENSE CONTRACTORS	DOLLARS (000)		
1. FRANKLIN COAL SALES CO	486,090	1. GENERAL DYNAMICS CORPORATION	331,471		
2. UNIVERSITY OF CHICAGO THE	469,228	2. OLIN CORPORATION	101,778		
3. UNIVERSITIES RESEARCH ASSN	216,627	3. VANEY FOODS COMPANY	88,327		
4. OMEGA CHEMICAL CORPORATION	100,560	4. ALBERICI CORPORATION	78,135		
5. SANFILIPPO JOHN B & SON INC	38,388	5. UNITED AIR LINES INC	69,810		
6. CROUNSE CORPORATION	32,175	6. IIT RESEARCH INSTITUTE	53,088		
7. BUNGE CORPORATION	30,956	7. SUNDSTRAND CORPORATION	47,893		
8. IIT CORPORATION	27,613	8. LAND OFROST INC	30,878		
9. BLACK & DECKER CORPORATION	27,207	9. STELLAR INDUSTRIES INC	28,826		
10. OLIN CORPORATION	26,594	10. POWER CONTRACTING & ENG CORP	19,650		

FEDERAL PROCUREMENT DATA SYSTEM
FEDERAL PROCUREMENT DOLLARS FOR INDIANA
 Fiscal Year 1991 to Date

Population 5,544,159
 Per Capita Procurement 417

Total Procurement By Place of Performance 2,313,103
 Rank Per Capita 34 Last Year 26

TOP FIVE COUNTIES					
NAME OF COUNTY	CIVILIAN AGENCIES		DEPARTMENT OF DEFENSE		TOTAL (000)
	SMALL DIS- ADVANTAGED (000)	OTHER (000)	SMALL DIS- ADVANTAGED (000)	OTHER (000)	
1. MARION	768	78,699	10,287	779,348	869,102
2. ST. JOSEPH	0	4,595	1,132	439,726	445,453
3. ALLEN	0	8,395	5,234	385,631	399,260
4. BARTHOLOMEW	7,064	1,812	0	164,796	173,672
5. CLARK	522	964	168	67,954	69,608
TOP FIVE AGENCIES WITH PLACE OF PERFORMANCE IN THIS STATE (000)					
1. DEPARTMENT OF DEFENSE					2,146,957
2. DEPARTMENT OF VETERANS AFFAIRS					67,187
3. DEPARTMENT OF ENERGY					30,176
4. NATIONAL AERONAUTICS AND SPACE ADMINISTRATION					13,741
5. GENERAL SERVICES ADMINISTRATION					8,170
TOP FIVE CONTRACTING OFFICES LOCATED IN THIS STATE (000)					
1 NAVY, NAC (SCADC PROGRAM B/614), INDIANAPOLIS					125,988
2 NAVAL WEAPONS SUPPORT CENTER, CRANE					112,335
3 NAVY, NAC (AN-AYK14 B/611), INDIANAPOLIS					28,903
4 NAVY, NAC (SERVICES BR B/634), INDIANAPOLIS					24,015
5 NAVY, NAC (PRODUCTION SUP B/632), INDIANAPOLIS					15,444
TYPE OF PRODUCT OR SERVICE	SMALL BUSINESS (000)	LARGE BUSINESS (000)	STATE & LOCAL GOV'T (000)	NON- PROFIT & OTHER (000)	TOTAL (000)
R & D	5,942	92,662	4,843	9,626	113,073
Construction	34,495	48,527	0	3	83,025
Supplies & Equipment	111,603	1,342,377	42	159,864	1,613,886
Services	45,566	438,407	1,355	17,791	503,119
TOTAL	197,606	1,921,973	6,240	187,284	2,313,103
TOP CONTRACTORS PERFORMING IN THIS STATE					
CIVILIAN AGENCIES CONTRACTORS	DOLLARS (000)	DEPARTMENT OF DEFENSE CONTRACTORS		DOLLARS (000)	
1. CENTEX CORPORATION	42,297	1. GENERAL MOTORS CORPORATION	466,739		
2. GENERAL MOTORS CORPORATION	12,528	2. LTV CORPORATION	350,490		
3. ABB POWER T & D CO INC	12,133	3. ITT CORPORATION	268,649		
4. MINACT INC	6,946	4. AMERICAN TRANS AIR KALITTA JV	207,019		
5. PFIZER INC	6,897	5. PHILIPS GLOEILAMPENFABRIEKEN	145,574		
6. HILLENBRAND INDUSTRIES INC	5,135	6. CUMMINS ENGINE COMPANY INC	105,938		
7. ITT CORPORATION	5,058	7. UNIFORMED SVCS BENEFIT PLANS	65,453		
8. INTERNATIONAL TECHNOLOGY CORP	5,031	8. ALLIED SIGNAL INC	63,998		
9. INDIANA UNIVERSITY	4,913	9. ICI AMERICNA HOLDINGS	57,711		
10. UNIVERSITY NOTRE DAME	4,125	10. HALTER MARINE INC	38,206		

FEDERAL PROCUREMENT DATA SYSTEM
FEDERAL PROCUREMENT DOLLARS FOR IOWA
 Fiscal Year 1991 to Date

Population 2,776,755
 Per Capita Procurement 229

Total Procurement By Place of Performance 635,010
 Rank Per Capita 47 Last Year 27

TOP FIVE COUNTIES					
NAME OF COUNTY	CIVILIAN AGENCIES		DEPARTMENT OF DEFENSE		TOTAL (000)
	SMALL DIS- ADVANTAGED (000)	OTHER (000)	SMALL DIS- ADVANTAGED (000)	OTHER (000)	
1. LINN	0	26,886	0	204,493	231,379
2. POLK	220	34,743	28	81,006	115,997
3. JOHNSON	84	40,262	0	3,505	43,851
4. BLACK HAWK	0	103	0	43,386	43,489
5. STORY	25	35,749	0	777	36,551

TOP FIVE AGENCIES WITH PLACE OF PERFORMANCE IN THIS STATE (000)	
1. DEPARTMENT OF DEFENSE	457,848
2. DEPARTMENT OF AGRICULTURE	56,173
3. DEPARTMENT OF ENERGY	34,232
4. DEPARTMENT OF EDUCATION	24,451
5. GENERAL SERVICES ADMINISTRATION	12,101

TOP FIVE CONTRACTING OFFICES LOCATED IN THIS STATE (000)	
1 ARMY, USP&FO FOR IOWA, CAMP DODGE	25,450
2 VA MED CTR, IOWA CITY	5,541
3 VA MED CTR, KNOXVILLE	2,858
4 VA MED CTR, DES MOINES	1,293
5 AGRI, AGRICULTURAL RESEARCH SERVICE, AMES	657

TYPE OF PRODUCT OR SERVICE	SMALL BUSINESS (000)	LARGE BUSINESS (000)	STATE & LOCAL GOV'T (000)	NON- PROFIT & OTHER (000)	TOTAL (000)
R & D	781	65,357	11,152	3,280	80,570
Construction	44,005	8,416	0	0	52,421
Supplies & Equipment	57,149	283,159	45	25,003	365,356
Services	7,493	78,009	34,812	16,349	136,663
TOTAL	109,428	434,941	46,009	44,632	635,010

TOP CONTRACTORS PERFORMING IN THIS STATE			
CIVILIAN AGENCIES CONTRACTORS	DOLLARS (000)	DEPARTMENT OF DEFENSE CONTRACTORS	DOLLARS (000)
1. IOWA STATE UNIV SCNC	33,931	1. ROCKWELL INTERNATIONAL CORP	165,026
2. CAL WESTERN PACKAGING CORP	25,531	2. DUCHOSSOIS ENTERPRISES INC	47,659
3. ROCKWELL INTERNATIONAL CORP	22,795	3. COLLINS INTERNATIONAL SVC CO	32,588
4. NATIONAL COMPUTER SYSTEMS	21,353	4. MASON COMPANY THE DE	21,380
5. UNIVERSITY OF IOWA THE	10,460	5. FIRESTONE TIRE & RBR CO THE	17,132
6. OCCIDENTAL PETROLEUM CORP	9,294	6. NEUMANN BROTHERS INC	14,696
7. SONSTEGARD FOOD INC	7,394	7. LITTON INDUSTRIES INC	11,621
8. AMERICAN COLLEGE TSTG PROGRAM	5,003	8. BLUR STAR FOODS INC	10,540
9. MERIT CONSTRUCTION CO	3,859	9. GREYHOUND CORPORATION	10,430
10. ASSOC MILK PRODUCERS INC	2,409	10. CAL WESTERN PACKAGING INC	9,481

FEDERAL PROCUREMENT DATA SYSTEM
FEDERAL PROCUREMENT DOLLARS FOR KANSAS
 Fiscal Year 1991 to Date

Population 2,477,574
 Per Capita Procurement 431

Total Procurement By Place of Performance 1,066,963
 Rank Per Capita 31 Last Year 32

TOP FIVE COUNTIES					
NAME OF COUNTY	CIVILIAN AGENCIES		DEPARTMENT OF DEFENSE		TOTAL (000)
	SMALL DIS-ADVANTAGED (000)	OTHER (000)	SMALL DIS-ADVANTAGED (000)	OTHER (000)	
1. SEDGWICK	428	34,314	1,972	513,972	550,686
2. JOHNSON	1,797	65,203	0	34,272	101,272
3. DOUGLAS	2,480	2,228	0	61,059	65,767
4. SEWARD	0	20	0	57,828	57,848
5. WYANDOTTE	1,790	41,766	211	10,539	54,306

TOP FIVE AGENCIES WITH PLACE OF PERFORMANCE IN THIS STATE (000)	
1. DEPARTMENT OF DEFENSE	850,409
2. DEPARTMENT OF AGRICULTURE	94,886
3. GENERAL SERVICES ADMINISTRATION	47,635
4. DEPARTMENT OF TRANSPORTATION	22,742
5. DEPARTMENT OF LABOR	13,695

TOP FIVE CONTRACTING OFFICES LOCATED IN THIS STATE (000)	
1 ARMY, CONTRACTING DIV, FT RILEY	63,357
2 ARMY, COMBINED ARMS, FT LEAVENWORTH	17,442
3 USAF, BMW/LGC, MC CONNELL AFB	16,692
4 FEDERAL PRISON SYSTEM, LEAVENWORTH	10,373
5 USP&FO FOR KANSAS, TOPEKA	6,803

TYPE OF PRODUCT OR SERVICE	SMALL BUSINESS (000)	LARGE BUSINESS (000)	STATE & LOCAL GOV'T (000)	NON-PROFIT & OTHER (000)	TOTAL (000)
R & D	95	40,782	258	290	41,425
Construction	73,842	42,613	0	0	116,455
Supplies & Equipment	68,337	353,661	45	7,027	429,070
Services	52,451	418,667	5,726	3,169	480,013
TOTAL	194,725	855,723	6,029	10,486	1,066,963

TOP CONTRACTORS PERFORMING IN THIS STATE			
CIVILIAN AGENCIES CONTRACTORS	DOLLARS (000)	DEPARTMENT OF DEFENSE CONTRACTORS	DOLLARS (000)
1. DUNN INDUSTRIES INC	24,767	1. BOEING COMPANY THE	206,568
2. UNINET INCORPORATED	21,273	2. MCDONNELL DOUGLAS CORP	130,862
3. ARCHER DANIELS MIDLAND COMPANY	19,657	3. HERCULES INCORPORATED	58,580
4. DREYFUS LOUIS CORPORATION	14,531	4. RAYTHEON COMPANY	49,324
5. ANDERSEN ARTHUR & CO	12,209	5. INTEGRATED RESOURCES INC	35,852
6. CONAGRA INC	10,384	6. NATIONAL BEEF PACKING COMPANY	34,885
7. DAHLSTROM & FERRELL CNSTR CO	9,865	7. GENERAL DYNAMICS CORPORATION	24,353
8. CARGILL INCORPORATED	9,921	8. ALLIED SIGNAL INC	16,972
9. CEREAL FOOD PROCESSORS INC	9,221	9. LOGICON INC	11,774
10. BARTLETT AND COMPANY	6,629	10. RELM COMMUNICATIONS INC	11,576

FEDERAL PROCUREMENT DATA SYSTEM
FEDERAL PROCUREMENT DOLLARS FOR KENTUCKY
 Fiscal Year 1991 to Date

Population 3,685,296
 Per Capita Procurement 532

Total Procurement By Place of Performance 1,962,161
 Rank Per Capita 27 Last Year 25

TOP FIVE COUNTIES					
NAME OF COUNTY	CIVILIAN AGENCIES		DEPARTMENT OF DEFENSE		TOTAL (000)
	SMALL DIS-ADVANTAGED (000)	OTHER (000)	SMALL DIS-ADVANTAGED (000)	OTHER (000)	
1. UNION	12,479	354,247	0	0	366,726
2. HOPKINS	0	220,402	127	821	221,350
3. MCCracken	0	198,828	0	648	199,476
4. BRECKINRIDGE	0	168,304	0	0	168,304
5. FLOYD	0	161,754	216	361	162,331
TOP FIVE AGENCIES WITH PLACE OF PERFORMANCE IN THIS STATE (000)					
1. TENNESSEE VALLEY AUTHORITY					1,039,962
2. DEPARTMENT OF DEFENSE					576,986
3. DEPARTMENT OF ENERGY					200,518
4. DEPARTMENT OF AGRICULTURE					29,297
5. DEPARTMENT OF JUSTICE					24,501
TOP FIVE CONTRACTING OFFICES LOCATED IN THIS STATE (000)					
1 USA ENGINEER DIST LOUISVILLE					205,675
2 ARMY, USA ARMOR CENTER, FT KNOX					72,621
3 ARMY, CONTRACTING DIV, FT CAMPBELL					39,022
4 USA ENGINEER DIST LOUISVILLE					18,315
5 NAVAL ORDNANCE STATION, LOUISVILLE					17,342
TYPE OF PRODUCT OR SERVICE	SMALL BUSINESS (000)	LARGE BUSINESS (000)	STATE & LOCAL GOV'T (000)	NON-PROFIT & OTHER (000)	TOTAL (000)
R & D	1,722	1,573	4,120	536	7,951
Construction	118,472	78,556	0	199	197,227
Supplies & Equipment	501,991	612,773	8	2,840	1,117,612
Services	81,585	547,591	1,738	8,457	639,371
TOTAL	703,770	1,240,493	5,866	12,032	1,962,161
TOP CONTRACTORS PERFORMING IN THIS STATE					
CIVILIAN AGENCIES CONTRACTORS	DOLLARS (000)	DEPARTMENT OF DEFENSE CONTRACTORS	DOLLARS (000)		
1. COSTAIN COAL SALES CO	512,550	1. ENGINEERING RESEARCH ASSOC	111,808		
2. WARRIOR COAL CORPORATION	219,172	2. KECO INDUSTRIES INC	41,882		
3. ELECTRIC ENERGY INC	196,440	3. ISRATEX INC	24,654		
4. INGRAM CORPORATION	95,308	4. HALL CONTRACTING CORPORATION	20,364		
5. EASTERN ENTERPRISES VOL TRUST	73,538	5. INTERSTATE LANDSCAPING CO INC	19,577		
6. COAL NETWORK INC	56,706	6. PENCE HOWARD W INC	19,510		
7. TRAVELLER COAL CORP	46,629	7. GRASSETO USA & INCISA USA	16,492		
8. SMOKY MOUNTAIN COAL CORP INC	43,306	8. DIXIE PAVERS INC	15,019		
9. MINACT INC	17,566	9. OUTDOOR VENTURE CORPORATION	14,422		
10. FIRST FINANCIAL MGT CORP	15,691	10. FARLEY INC	13,101		

FEDERAL PROCUREMENT DATA SYSTEM
FEDERAL PROCUREMENT DOLLARS FOR LOUISIANA
 Fiscal Year 1991 to Date

Population 4,219,973
 Per Capita Procurement 488

Total Procurement By Place of Performance 2,060,394
 Rank Per Capita 29 Last Year 22

TOP FIVE COUNTIES					
NAME OF COUNTY	CIVILIAN AGENCIES		DEPARTMENT OF DEFENSE		TOTAL (000)
	SMALL DIS- ADVANTAGED (000)	OTHER (000)	SMALL DIS- ADVANTAGED (000)	OTHER (000)	
1. ORLEANS	9,982	471,182	11,809	493,744	986,717
2. JEFFERSON	944	177,914	2,165	22,411	203,434
3. BOSSIER	12	9,932	11,631	148,450	170,025
4. EAST BATON ROUG	562	27,727	1,995	98,769	129,053
5. CALCASIEU	-1	16,681	0	88,086	104,766

TOP FIVE AGENCIES WITH PLACE OF PERFORMANCE IN THIS STATE (000)	
1. DEPARTMENT OF DEFENSE	1,233,699
2. NATIONAL AERONAUTICS AND SPACE ADMINISTRATION	392,532
3. DEPARTMENT OF AGRICULTURE	161,804
4. DEPARTMENT OF ENERGY	148,008
5. GENERAL SERVICES ADMINISTRATION	55,844

TOP FIVE CONTRACTING OFFICES LOCATED IN THIS STATE (000)	
1 ENERGY, STRATEGIC PETRO RES, NEW ORLEANS	170,388
2 USA ENGINEER DIST NEW ORLEANS	129,431
3 USAF, BMW/LGC, BARKSDALE AFB	33,630
4 ARMY, CONTRACTING DIV, FT POLK	21,196
5 MARITIME ADMINISTRATION, NEW ORLEANS	16,676

TYPE OF PRODUCT OR SERVICE	SMALL BUSINESS (000)	LARGE BUSINESS (000)	STATE & LOCAL GOV'T (000)	NON- PROFIT & OTHER (000)	TOTAL (000)
R & D	1,407	100,779	2,239	3,273	107,698
Construction	133,924	184,500	0	0	318,424
Supplies & Equipment	265,802	934,251	8	18,481	1,218,542
Services	81,603	309,219	3,846	21,062	415,730
TOTAL	482,736	1,528,749	6,093	42,816	2,060,394

TOP CONTRACTORS PERFORMING IN THIS STATE			
CIVILIAN AGENCIES CONTRACTORS	DOLLARS (000)	DEPARTMENT OF DEFENSE CONTRACTORS	DOLLARS (000)
1. MARTIN MARIETTA CORPORATION	382,579	1. TEXTRON INC	229,299
2. BOEING COMPANY THE	133,872	2. AVONDALE INDUSTRIES INC	218,256
3. LOUISIANA FILLING INC	40,201	3. EXXON CORPORATION	78,275
4. CONTINENTAL GRAIN COMPANY	26,932	4. CALCASIEU REFINING COMPANY	71,947
5. DREYFUS LOUIS CORPORATION	20,347	5. BOLLINGER MCH SP & SHIPYARD	56,868
6. WOODROW WILSON CONST CO INC	17,923	6. THIOKOL CORPORATION	48,837
7. PEAVEY COMPANY	12,193	7. INTERNATIONAL TECHNOLOGY CORP	32,845
8. TEXAS A & M UNIV SYS THE	9,187	8. PINE BLUFF SAND GRAV COMPANY	27,915
9. COMPUTER SCIENCES CORPORATION	8,912	9. PLACID OIL COMPANY	21,765
10. BUNGE CORPORATION	8,869	10. NEWBERG GUST K CNSTR CO	20,630

FEDERAL PROCUREMENT DATA SYSTEM
FEDERAL PROCUREMENT DOLLARS FOR MAINE
 Fiscal Year 1991 to Date

Population 1,227,928
 Per Capita Procurement 913

Total Procurement By Place of Performance 1,121,637
 Rank Per Capita 14 Last Year 32

TOP FIVE COUNTIES					
NAME OF COUNTY	CIVILIAN AGENCIES		DEPARTMENT OF DEFENSE		TOTAL (000)
	SMALL DIS-ADVANTAGED (000)	OTHER (000)	SMALL DIS-ADVANTAGED (000)	OTHER (000)	
1. SAGadahoc	0	25,546	31	852,783	878,360
2. YORK	0	356	488	102,799	103,643
3. CUMBERLAND	96	9,206	2,128	47,626	59,056
4. KENNEBEC	27	16,003	0	2,994	19,024
5. AROOSTOOK	0	5,556	1,690	10,253	17,499
TOP FIVE AGENCIES WITH PLACE OF PERFORMANCE IN THIS STATE (000)					
1. DEPARTMENT OF DEFENSE					1,050,677
2. DEPARTMENT OF TRANSPORTATION					28,766
3. GENERAL SERVICES ADMINISTRATION					15,616
4. DEPARTMENT OF LABOR					5,847
5. DEPARTMENT OF AGRICULTURE					5,071
TOP FIVE CONTRACTING OFFICES LOCATED IN THIS STATE (000)					
1 COAST GUARD, COMM OFFICER (FCP), BATH					25,533
2 USAF, BMW/LGC, LORING AFB					11,286
3 VA MED CTR, TOGUS					2,435
4 ARMY, USP & FO FOR MAINE, AUGUSTA					1,967
5 NAVY, NROTCU MAINE MARITIME ACDY, CASTINE					185
TYPE OF PRODUCT OR SERVICE	SMALL BUSINESS (000)	LARGE BUSINESS (000)	STATE & LOCAL GOV'T (000)	NON-PROFIT & OTHER (000)	TOTAL (000)
R & D	2,304	2,906	409	641	6,260
Construction	36,250	30,563	0	0	66,813
Supplies & Equipment	28,435	910,395	19	5,541	944,390
Services	15,766	75,326	3,964	9,118	104,174
TOTAL	82,755	1,019,190	4,392	15,300	1,121,637
TOP CONTRACTORS PERFORMING IN THIS STATE					
CIVILIAN AGENCIES CONTRACTORS	DOLLARS (000)	DEPARTMENT OF DEFENSE CONTRACTORS	DOLLARS (000)		
1. BATH HOLDING CORPORATION	25,533	1. BATH HOLDING CORPORATION	868,407		
2. KEYES FIBRE COMPANY DEL	13,682	2. SACO DEFENSE	53,732		
3. TRAINING & DEVELOPMENT CORP	5,001	3. CLARK ENTERPRISES INC	26,051		
4. ABB ENVIRONMENTAL SVCS INC	4,257	4. ABB ENVIRONMENTAL SERVICES	8,718		
5. MC CAIN USA INC	3,975	5. TLT CONSTRUCTION CORPORATION	6,383		
6. MIDWAY EXCAVATORS INC	2,206	6. CREATIVE APPAREL ASSOCIATES	6,020		
7. PLEASANT PT INDIAN RESERVATION	1,775	7. CROWE ANDREW & SONS INC	5,753		
8. INTERNATIONAL BUS MCHS CORP	1,569	8. REED & REED INC	4,188		
9. JACKSON LABORATORY THE	1,206	9. CRAFT MACHINE WORKS INC	3,658		
10. OPPENHEIMER COMPANIES INC	951	10. ALCO STANDARD CORPORATION	3,627		

FEDERAL PROCUREMENT DATA SYSTEM
FEDERAL PROCUREMENT DOLLARS FOR MARYLAND
 Fiscal Year 1991 to Date

Population 4,781,468
 Per Capita Procurement 1,512

Total Procurement By Place of Performance 7,230,261
 Rank Per Capita 5 Last Year 7

TOP FIVE COUNTIES					
NAME OF COUNTY	CIVILIAN AGENCIES		DEPARTMENT OF DEFENSE		TOTAL (000)
	SMALL DIS- ADVANTAGED (000)	OTHER (000)	SMALL DIS- ADVANTAGED (000)	OTHER (000)	
1. MONTGOMERY	179,088	1,239,966	109,263	858,308	2,386,625
2. PRINCE GEORGE'S	187,740	790,424	92,928	732,471	1,803,563
3. BALTIMORE (CITY)	13,645	239,895	7,740	956,163	1,217,443
4. ANNE ARUNDEL	1,873	176,965	7,741	314,076	500,655
5. BALTIMORE	16,076	81,656	1,223	238,449	337,404
TOP FIVE AGENCIES WITH PLACE OF PERFORMANCE IN THIS STATE (000)					
1. DEPARTMENT OF DEFENSE					4,042,942
2. NATIONAL AERONAUTICS AND SPACE ADMINISTRATION					877,333
3. DEPARTMENT OF TRANSPORTATION					660,438
4. DEPARTMENT OF HEALTH AND HUMAN SERVICES					490,584
5. GENERAL SERVICES ADMINISTRATION					273,948
TOP FIVE CONTRACTING OFFICES LOCATED IN THIS STATE (000)					
1 NASA, GODDARD SPACE CENTER					1,766,603
2 ARMY, HQ, AMCCOM, ABERDEEN					326,311
3 ARMY, MED RESRCH ACQ, FT DERICK					250,526
4 ARMY, LABCOM PROCUREMENT OFC, ADELPHI					243,554
5 HHS, NATL CANCER INST, BETHESDA					238,859
TYPE OF PRODUCT OR SERVICE	SMALL BUSINESS (000)	LARGE BUSINESS (000)	STATE & LOCAL GOV'T (000)	NON- PROFIT & OTHER (000)	TOTAL (000)
R & D	263,195	839,327	14,314	538,989	1,655,825
Construction	232,947	316,762	-26	0	549,683
Supplies & Equipment	373,986	1,683,130	97	247,437	2,304,650
Services	819,153	1,825,479	5,667	69,804	2,720,103
TOTAL	1,689,281	4,664,698	20,052	856,230	7,230,261
TOP CONTRACTORS PERFORMING IN THIS STATE					
CIVILIAN AGENCIES CONTRACTORS	DOLLARS (000)	DEPARTMENT OF DEFENSE CONTRACTORS		DOLLARS (000)	
1. INTERNATIONAL BUS MCHS CORP	423,630	1. WESTINGHOUSE ELECTRIC CORP	811,235		
2. COMPUTER SCIENCES CORPORATION	186,001	2. JOHNS HOPKINS UNIVERSITY	404,002		
3. WESTINGHOUSE ELECTRIC CORP	183,852	3. ALLIED SIGNAL INC	219,696		
4. ALLIED SIGNAL INC	169,549	4. INTERNATIONAL BUS MCHS CORP	146,703		
5. CLARK ENTERPRISES INC	140,057	5. PENN CENTRAL CORPORATION	142,939		
6. COMPUTER DATA SYSTEMS INC	59,281	6. UNITED INDUSTRIAL CORPORATION	99,895		
7. WESTAT INC	54,655	7. MARTIN MARIETTA CORPORATION	97,261		
8. PROGRAM RESOURCES INC	51,375	8. BOOZ ALLEN & HAMILTON INC	93,871		
9. WANG LABORATORIES INC	50,799	9. ENVIRONMENTAL TECHNOLOGIES GRP	67,986		
10. BROOKE PRTRNS	49,890	10. DYNACORP	63,858		

FEDERAL PROCUREMENT DATA SYSTEM
FEDERAL PROCUREMENT DOLLARS FOR MASSACHUSETTS
 Fiscal Year 1991 to Date

Population 6,016,425
 Per Capita Procurement 1,316

Total Procurement By Place of Performance 7,920,127
 Rank Per Capita 9 Last Year 11

TOP FIVE COUNTIES					
NAME OF COUNTY	CIVILIAN AGENCIES		DEPARTMENT OF DEFENSE		TOTAL (000)
	SMALL DIS-ADVANTAGED (000)	OTHER (000)	SMALL DIS-ADVANTAGED (000)	OTHER (000)	
1. MIDDLESEX	12,125	562,397	71,059	3,180,328	3,825,909
2. ESSEX	1	32,098	1,328	2,515,940	2,549,367
3. BERKSHIRE	74	80,658	45	304,725	385,502
4. NORFOLK	2,528	143,709	4,649	189,124	340,010
5. SUFFOLK	1,732	135,559	80,516	69,374	287,181

TOP FIVE AGENCIES WITH PLACE OF PERFORMANCE IN THIS STATE (000)	
1. DEPARTMENT OF DEFENSE	6,887,872
2. DEPARTMENT OF TRANSPORTATION	368,959
3. DEPARTMENT OF THE TREASURY	108,213
4. DEPARTMENT OF ENERGY	86,256
5. NATIONAL AERONAUTICS AND SPACE ADMINISTRATION	82,381

TOP FIVE CONTRACTING OFFICES LOCATED IN THIS STATE (000)	
1 USAF, ESD/ENK, HANSCOM AFB	700,384
2 USAF, ESD/FAK, HANSCOM AFB	636,550
3 USAF, ESD/TNK, HANSCOM AFB	411,978
4 USAF, ESD/TWK, HANSCOM AFB	249,388
5 USAF, ESD/MSK, HANSCOM AFB	248,936

TYPE OF PRODUCT OR SERVICE	SMALL BUSINESS (000)	LARGE BUSINESS (000)	STATE & LOCAL GOV'T (000)	NON-PROFIT & OTHER (000)	TOTAL (000)
R & D	164,620	733,872	2,186	900,162	1,800,840
Construction	53,180	49,430	0	0	102,610
Supplies & Equipment	331,299	3,595,110	367	799,321	4,726,097
Services	285,642	875,619	1,868	127,451	1,290,580
TOTAL	834,741	5,254,031	4,421	1,826,934	7,920,127

TOP CONTRACTORS PERFORMING IN THIS STATE			
CIVILIAN AGENCIES CONTRACTORS	DOLLARS (000)	DEPARTMENT OF DEFENSE CONTRACTORS	DOLLARS (000)
1. RAYTHEON COMPANY	136,586	1. RAYTHEON COMPANY	3,003,099
2. GENERAL DYNAMICS CORPORATION	131,927	2. GENERAL ELECTRIC COMPANY	1,406,362
3. CRANE & CO INC	78,752	3. MASSACHSTTS INST OF TCHNOLOGY	401,199
4. MASSACHSTTS INST OF TCHNOLOGY	59,124	4. GTE CORPORATION	308,018
5. STONE & WEBSTER INCORPORATED	38,491	5. MITRE CORPORATION	247,857
6. PERINI CORPORATION	34,201	6. TEXTRON INC	101,408
7. EG&G INC	33,094	7. SCHLUMBERGER LIMITED	97,357
8. UNISYS CORPORATION	32,224	8. BOLT BERANEK AND NEWMAN INC	86,805
9. BOSTON UNIVERSITY	20,757	9. INFOTECH DEVELOPMENT INC	83,992
10. ABT ASSOCIATES INC	19,751	10. DRAPER CHARLES STARKE LAB INC	73,825

FEDERAL PROCUREMENT DATA SYSTEM
FEDERAL PROCUREMENT DOLLARS FOR MICHIGAN
 Fiscal Year 1991 to Date

Population 9,295,297
 Per Capita Procurement 203

Total Procurement By Place of Performance 2,063,268
 Rank Per Capita 49 Last Year 28

TOP FIVE COUNTIES					
NAME OF COUNTY	CIVILIAN AGENCIES		DEPARTMENT OF DEFENSE		TOTAL (000)
	SMALL DIS- ADVANTAGED (000)	OTHER (000)	SMALL DIS- ADVANTAGED (000)	OTHER (000)	
1. MACOMB	614	204,738	8,515	453,653	667,520
2. WAYNE	8,934	140,815	1,635	77,958	229,342
3. OAKLAND	3,141	20,118	2,664	181,495	207,418
4. WASHTENAW	975	27,893	199	80,736	109,803
5. KENT	4,296	16,437	379	67,999	89,111

TOP FIVE AGENCIES WITH PLACE OF PERFORMANCE IN THIS STATE (000)	
1. DEPARTMENT OF DEFENSE	1,326,731
2. GENERAL SERVICES ADMINISTRATION	339,467
3. DEPARTMENT OF AGRICULTURE	42,744
4. DEPARTMENT OF JUSTICE	33,232
5. DEPARTMENT OF VETERANS AFFAIRS	27,172

TOP FIVE CONTRACTING OFFICES LOCATED IN THIS STATE (000)	
1 ARMY, TANK AUTOMOTIVE COMD, WARREN	5,856,836
2 DOD, DEF REUTIL & MKTG SVC, BATTLE CREEK	74,907
3 USA ENGINEER DISTRICT DETROIT	17,703
4 USAF, CINCSAC/LGC K I SAWYER AFB	15,906
5 USAF, CINCSAC/LGC WURTSMITH AFB	10,131

TYPE OF PRODUCT OR SERVICE	SMALL BUSINESS (000)	LARGE BUSINESS (000)	STATE & LOCAL GOV'T (000)	NON- PROFIT & OTHER (000)	TOTAL (000)
R & D	18,728	272,798	14,311	48,090	353,927
Construction	44,244	25,700	280	193	70,417
Supplies & Equipment	216,662	869,950	130	123,601	1,210,343
Services	90,365	138,845	10,093	14,790	254,093
TOTAL	369,999	1,307,293	24,814	186,674	1,888,780

TOP CONTRACTORS PERFORMING IN THIS STATE			
CIVILIAN AGENCIES CONTRACTORS	DOLLARS (000)	DEPARTMENT OF DEFENSE CONTRACTORS	DOLLARS (000)
1. GENERAL MOTORS CORPORATION	218,863	1. GENERAL DYNAMICS CORPORATION	387,611
2. FORD MOTOR COMPANY	61,074	2. WILLIAMS INTERNATIONAL CORP	68,203
3. CHRYSLER CORPORATION	19,553	3. TELEDYNE INC	55,701
4. SMITH GROUP INC	14,700	4. ARMORED VHCLE TCHNLOGIES ASSO	53,182
5. UNIVERSITY OF MICHIGAN	12,767	5. AAR CORP	40,842
6. HERMAN MILLER INC	8,837	6. TEXTRON INC	30,886
7. ARTCO CONTRACTING INC	8,563	7. ZANTOP INTERNATIONAL AIRLINES	28,505
8. K M S INDUSTRIES INC	7,940	8. HARSCO CORPORATION	26,687
9. TURNER CONSTRUCTION CORP	7,919	9. GENERAL MOTORS CORPORATION	19,575
10. WESTINGHOUSE ELECTRIC CORP	7,863	10. CHRYSLER CORPORATION	19,553

FEDERAL PROCUREMENT DATA SYSTEM
FEDERAL PROCUREMENT DOLLARS FOR MINNESOTA
 Fiscal Year 1991 to Date

Population 4,375,099
 Per Capita Procurement 452

Total Procurement By Place of Performance 1,975,887
 Rank Per Capita 30 Last Year 24

TOP FIVE COUNTIES					
NAME OF COUNTY	CIVILIAN AGENCIES		DEPARTMENT OF DEFENSE		TOTAL (000)
	SMALL DIS- ADVANTAGED (000)	OTHER (000)	SMALL DIS- ADVANTAGED (000)	OTHER (000)	
1. HENNEPIN	1,928	79,344	5,946	997,035	1,084,253
2. RAMSEY	1,003	32,395	4	518,714	552,116
3. WABASHA	0	22,746	94	44,780	67,620
4. ANOKA	0	3,248	280	51,585	55,113
5. DAKOTA	62	1,408	2	35,959	37,431
TOP FIVE AGENCIES WITH PLACE OF PERFORMANCE IN THIS STATE (000)					
1. DEPARTMENT OF DEFENSE					1,769,538
2. DEPARTMENT OF AGRICULTURE					64,146
3. DEPARTMENT OF HEALTH AND HUMAN SERVICES					37,731
4. GENERAL SERVICES ADMINISTRATION					27,277
5. DEPARTMENT OF VETERANS AFFAIRS					23,171
TOP FIVE CONTRACTING OFFICES LOCATED IN THIS STATE (000)					
1 USA ENGINEER DISTRICT ST PAUL					61,170
2 HHS, INDIAN HLTH SVC, BEMIDJI					40,786
3 USDA, APHIS FSO PRS, MINNEAPOLIS					26,062
4 FEDERAL PRISON SYSTEM, DULUTH					20,634
5 ARMY, USP&FO FOR MINNESOTA, LITTLE FALLS					18,960
TYPE OF PRODUCT OR SERVICE	SMALL BUSINESS (000)	LARGE BUSINESS (000)	STATE & LOCAL GOV'T (000)	NON- PROFIT & OTHER (000)	TOTAL (000)
R & D	9,194	180,118	14,285	23,529	227,126
Construction	32,156	41,403	987	0	74,546
Supplies & Equipment	84,515	1,244,784	70	106,751	1,436,120
Services	20,623	191,527	15,072	10,873	238,095
TOTAL	146,488	1,657,832	30,414	141,153	1,975,887
TOP CONTRACTORS PERFORMING IN THIS STATE					
CIVILIAN AGENCIES CONTRACTORS	DOLLARS (000)	DEPARTMENT OF DEFENSE CONTRACTORS	DOLLARS (000)		
1. OCEANA FOODS INC	22,737	1. ALLIANT TECHSYSTEMS INC	500,835		
2. UNIVERSITY OF MINNESOTA	16,338	2. HONEYWELL INC	384,883		
3. GOLDBERGER INC	10,536	3. UNISYS CORPORATION	254,684		
4. NATIONAL MARROW DONOR PROGRAM	9,728	4. FMC CORPORATION	136,645		
5. AIR & WATER TECHNOLOGIES CORP	6,529	5. CONTROL DATA CORPORATION	106,634		
6. CONTROL DATA CORPORATION	6,066	6. HORMEL GEO A & COMPANY	54,831		
7. NATIONAL INDS FOR THE BLIND	5,867	7. MINNESOTA MIN & MFG COMPANY	46,180		
8. MOTOROLA INC	5,070	8. PILLSBURY COMPANY THE	27,032		
9. NATIONAL SUN INDUSTRIES INC	4,680	9. GENERAL MILLS INC	18,645		
10. VINNELL CORPORATION	4,505	10. PENTAIR INC	16,983		

FEDERAL PROCUREMENT DATA SYSTEM
FEDERAL PROCUREMENT DOLLARS FOR MISSISSIPPI
 Fiscal Year 1991 to Date

Population 2,573,215
 Per Capita Procurement 781

Total Procurement By Place of Performance 2,010,078
 Rank Per Capita 20 Last Year 27

TOP FIVE COUNTIES					
NAME OF COUNTY	CIVILIAN AGENCIES		DEPARTMENT OF DEFENSE		TOTAL (000)
	SMALL DIS- ADVANTAGED (000)	OTHER (000)	SMALL DIS- ADVANTAGED (000)	OTHER (000)	
1. JACKSON	41	11,689	554	1,001,621	1,013,905
2. HARRISON	18	7,573	8,473	304,617	320,681
3. HANCOCK	1,533	104,718	487	7,295	114,033
4. MADISON	0	927	402	94,119	95,448
5. WARREN	1,606	3,050	38,607	44,117	87,380
TOP FIVE AGENCIES WITH PLACE OF PERFORMANCE IN THIS STATE (000)					
1. DEPARTMENT OF DEFENSE					1,775,963
2. NATIONAL AERONAUTICS AND SPACE ADMINISTRATION					114,997
3. DEPARTMENT OF AGRICULTURE					47,229
4. GENERAL SERVICES ADMINISTRATION					19,403
5. DEPARTMENT OF LABOR					14,098
TOP FIVE CONTRACTING OFFICES LOCATED IN THIS STATE (000)					
1 USA ENGINEER DISTRICT VICKSBURG					170,595
2 NASA, STENNIS SPACE CENTER					110,318
3 USAF, KTTCC/LGC, KEESLER AFB					44,324
4 USAF, 14 FTW/LGC, COLUMBUS AFB					30,251
5 AGRI, SOIL CONS SVC, JACKSON					17,700
TYPE OF PRODUCT OR SERVICE	SMALL BUSINESS (000)	LARGE BUSINESS (000)	STATE & LOCAL GOV'T (000)	NON- PROFIT & OTHER (000)	TOTAL (000)
R & D	7,242	1,971	4,349	2,063	15,625
Construction	141,792	37,574	0	487	179,853
Supplies & Equipment	91,019	1,209,061	51	35,196	1,335,327
Services	72,661	394,947	3,683	7,982	479,273
TOTAL	312,714	1,643,553	8,083	45,728	2,010,078
TOP CONTRACTORS PERFORMING IN THIS STATE					
CIVILIAN AGENCIES CONTRACTORS	DOLLARS (000)	DEPARTMENT OF DEFENSE CONTRACTORS	DOLLARS (000)		
1. JOHNSON CONTROLS INC	50,886	1. LITTON INDUSTRIES INC	978,628		
2. SVERDRUP CORPORATION	27,098	2. AVONDALE INDUSTRIES INC	122,450		
3. LOCKHEED CORPORATION	25,666	3. RAYTHEON COMPANY	121,606		
4. DREYFUS LOUIS CORPORATION	11,709	4. TRINITY INDUSTRIES INC	105,057		
5. NATIONAL INDS FOR THE BLIND	10,010	5. BARRETT REFINING CORPORATION	35,239		
6. RES-CARE DEVELOPMENT COMPANY	8,178	6. ANDERSON ROY CORP	28,575		
7. BRIDGE BUILDERS INC	5,858	7. ROYAL MAID ASSN FOR THE BLIND	20,343		
8. W L R FOODS INC	4,984	8. GOLDEN MANUFACTURING CO INC	18,541		
9. MISSISSIPPI STATE UNIVERSITY	4,016	9. DYNACORP	17,485		
10. MINACT INC	3,998	10. MASON COMPANY THE DE	17,192		

FEDERAL PROCUREMENT DATA SYSTEM
FEDERAL PROCUREMENT DOLLARS FOR MISSOURI
 Fiscal Year 1991 to Date

Population 5,117,073
 Per Capita Procurement 1,390

Total Procurement By Place of Performance 7,113,729
 Rank Per Capita 7 Last Year 6

TOP FIVE COUNTIES					
NAME OF COUNTY	CIVILIAN AGENCIES		DEPARTMENT OF DEFENSE		TOTAL (000)
	SMALL DIS- ADVANTAGED (000)	OTHER (000)	SMALL DIS- ADVANTAGED (000)	OTHER (000)	
1. ST. LOUIS (CITY)	19,468	49,633	8,706	5,378,608	5,456,415
2. CLAY	14,876	627,646	857	90,157	733,536
3. JACKSON	2,674	1,144	0	267,275	271,093
4. ST. LOUIS	356	28,835	818	107,555	137,564
5. ST. CHARLES	348	21,060	0	115,248	136,656
TOP FIVE AGENCIES WITH PLACE OF PERFORMANCE IN THIS STATE (000)					
1. DEPARTMENT OF DEFENSE					6,258,654
2. DEPARTMENT OF ENERGY					478,033
3. DEPARTMENT OF AGRICULTURE					114,000
4. GENERAL SERVICES ADMINISTRATION					72,667
5. DEPARTMENT OF TRANSPORTATION					47,256
TOP FIVE CONTRACTING OFFICES LOCATED IN THIS STATE (000)					
1 ARMY, AVIATION SYSTEMS CMD, ST LOUIS					3,276,002
2 AGRI, STAB & CONSV, KANSAS CITY					428,399
3 ARMY, TROOP SUPPORT CMD, ST LOUIS					336,966
4 AGRI, STAB & CONSV, KANSAS CITY					201,076
5 AGRI, STAB & CONSV, KANSAS CITY					155,095
TYPE OF PRODUCT OR SERVICE	SMALL BUSINESS (000)	LARGE BUSINESS (000)	STATE & LOCAL GOV'T (000)	NON- PROFIT & OTHER (000)	TOTAL (000)
R & D	1,671	348,181	981	12,380	363,213
Construction	123,501	119,992	0	983	244,476
Supplies & Equipment	196,243	3,540,906	152	585,987	4,323,288
Services	139,586	1,647,858	2,515	392,793	2,182,752
TOTAL	461,001	5,656,937	3,648	992,143	7,113,729
TOP CONTRACTORS PERFORMING IN THIS STATE					
CIVILIAN AGENCIES CONTRACTORS	DOLLARS (000)	DEPARTMENT OF DEFENSE CONTRACTORS		DOLLARS (000)	
1. WYMAN-GORDON COMPANY	452,626	1. MCDONNELL DOUGLAS CORP		5,175,030	
2. THOMSON CORPORATION AMERICA	42,914	2. OLIN CORPORATION		256,705	
3. GOLDEN VALLEY CHEESE INC	35,240	3. EMERSON ELECTRIC CO		85,797	
4. MINACT INC	22,928	4. GENERAL DYNAMICS CORPORATION		55,808	
5. MORRISON KNUDSEN CORPORATION	20,731	5. SABRELINER CORPORATION		39,428	
6. DOW CHEMICAL COMPANY THE	17,743	6. ALLIED SIGNAL INC		36,015	
7. SERVICE PACKING COMPANY	12,549	7. HARDAWAY COMPANY INC		34,840	
8. MCDONNELL DOUGLAS CORP	12,436	8. M A MORTENSON COMPANIES		28,607	
9. MIDWEST RESEARCH INSTITUTE	10,450	9. ENGINEERED SUPPORT SYSTEM		27,564	
10. FLUOR CORPORATION	9,991	10. DAWSON CONSTRUCTION COMPANY		26,133	

FEDERAL PROCUREMENT DATA SYSTEM
FEDERAL PROCUREMENT DOLLARS FOR MONTANA
 Fiscal Year 1991 to Date

Population 799,065
 Per Capita Procurement 216

Total Procurement By Place of Performance 172,701
 Rank Per Capita 48 Last Year 46

TOP FIVE COUNTIES					
NAME OF COUNTY	CIVILIAN AGENCIES		DEPARTMENT OF DEFENSE		TOTAL (000)
	SMALL DIS-ADVANTAGED (000)	OTHER (000)	SMALL DIS-ADVANTAGED (000)	OTHER (000)	
1. CASCADE	110	2,712	2,021	52,262	57,105
2. SILVER BOW	0	22,090	0	419	22,509
3. ROOSEVELT	0	2,526	13,917	0	16,443
4. LAKE	0	4,901	6,630	-9	11,522
5. VALLEY	26	259	108	6,618	7,011

TOP FIVE AGENCIES WITH PLACE OF PERFORMANCE IN THIS STATE (000)	
1. DEPARTMENT OF DEFENSE	82,730
2. DEPARTMENT OF ENERGY	24,394
3. DEPARTMENT OF AGRICULTURE	22,724
4. DEPARTMENT OF THE INTERIOR	17,329
5. DEPARTMENT OF HEALTH AND HUMAN SERVICES	7,573

TOP FIVE CONTRACTING OFFICES LOCATED IN THIS STATE (000)	
1 INTERIOR/BUR OF RECLAMATION, BILLINGS	38,540
2 USAF, CINCSAC/LGC, MALMSTROM AFB	23,681
3 INTERIOR/BUR INDIAN AFFAIRS, BILLINGS	9,868
4 HHS, INDIAN HEALTH SVC, WIDOW ROCK	7,179
5 AGRI, FOREST SVC, MISSOULA	5,921

TYPE OF PRODUCT OR SERVICE	SMALL BUSINESS (000)	LARGE BUSINESS (000)	STATE & LOCAL GOV'T (000)	NON-PROFIT & OTHER (000)	TOTAL (000)
R & D	18,684	0	102	0	18,786
Construction	56,330	7,279	25	10	63,644
Supplies & Equipment	29,861	1,169	13	1,104	32,147
Services	29,459	7,535	15,963	5,167	58,124
TOTAL	134,334	15,983	16,103	6,281	172,701

TOP CONTRACTORS PERFORMING IN THIS STATE			
CIVILIAN AGENCIES CONTRACTORS	DOLLARS (000)	DEPARTMENT OF DEFENSE CONTRACTORS	DOLLARS (000)
1. MONTANA ENERGY RES & DEV INST	18,493	1. MORGEN & OSWOOD CNSTR CO	16,339
2. NELCON INC	3,485	2. A & S TRIBAL INDUSTRIES	13,710
3. NORTHERN CHEYENNE TRIBE	2,661	3. HALOGEN SUPPLY CO INC	9,268
4. FT PECK ASSNBINE SIOUX TRIBES	2,652	4. TECHNICAL & MGT SVCS CORP	5,997
5. FORT BELKNAP EDC FORESTRY	2,410	5. CBI INDUSTRIES INC	3,762
6. HIGH POWER INC	2,313	6. ANDERSON DICK CONSTRUCTION	3,669
7. CONFEDERATED TR WRM SPRGS	2,199	7. MONTANA POWER COMPANY INC	2,793
8. CONFEDRTED SLISH KTRAI TRIBES	1,857	8. KONITZ CONTRACTING INC	2,121
9. FRONTIER WEST INC	1,507	9. TALCOTT JAMES CONSTRUCTION	2,046
10. SOURCE ONE MANAGEMENT INC	1,453	10. GREAT FALLS GAS COMPANY	1,786

FEDERAL PROCUREMENT DATA SYSTEM
FEDERAL PROCUREMENT DOLLARS FOR NEBRASKA
 Fiscal Year 1991 to Date

Population 1,578,385
 Per Capita Procurement 270

Total Procurement By Place of Performance 426,777
 Rank Per Capita 45 Last Year 43

TOP FIVE COUNTIES					
NAME OF COUNTY	CIVILIAN AGENCIES		DEPARTMENT OF DEFENSE		TOTAL (000)
	SMALL DIS- ADVANTAGED (000)	OTHER (000)	SMALL DIS- ADVANTAGED (000)	OTHER (000)	
1. SARPY	0	137	12,490	152,849	165,476
2. DOUGLAS	145	71,405	0	32,472	104,022
3. SALINE	0	37,741	0	172	37,913
4. LANCASTER	153	12,127	1,723	23,387	37,390
5. SCOTTS BLUFF	89	18,872	0	6,257	25,218
TOP FIVE AGENCIES WITH PLACE OF PERFORMANCE IN THIS STATE (000)					
1. DEPARTMENT OF DEFENSE					253,381
2. DEPARTMENT OF AGRICULTURE					124,195
3. DEPARTMENT OF THE INTERIOR					21,910
4. GENERAL SERVICES ADMINISTRATION					8,775
5. DEPARTMENT OF VETERANS AFFAIRS					6,963
TOP FIVE CONTRACTING OFFICES LOCATED IN THIS STATE (000)					
1 USA ENGINEER DISTRICT OMAHA					174,695
2 USAF, CINCSAC/LGC, OFFUTT AFB					137,687
3 USA ENGINEER DIST OMAHA					108,293
4 USAF, CINCSAC/LGC, OFFUTT AFB					35,319
5 INTERIOR/NATL PARK SERVICE, OMAHA					3,073
TYPE OF PRODUCT OR SERVICE	SMALL BUSINESS (000)	LARGE BUSINESS (000)	STATE & LOCAL GOV'T (000)	NON- PROFIT & OTHER (000)	TOTAL (000)
R & D	344	12,699	421	169	13,633
Construction	29,209	16,173	0	0	45,382
Supplies & Equipment	83,753	163,980	27	339	248,099
Services	28,384	76,001	6,657	8,621	119,663
TOTAL	141,690	268,853	7,105	9,129	426,777
TOP CONTRACTORS PERFORMING IN THIS STATE					
CIVILIAN AGENCIES CONTRACTORS	DOLLARS (000)	DEPARTMENT OF DEFENSE CONTRACTORS		DOLLARS (000)	
1. NORTHERN STATES BEEF INC	38,262	1. GENERAL DYNAMICS CORPORATION		38,745	
2. BUNGE CORPORATION	37,511	2. STERLING SOFTWARE INC		17,274	
3. SUNDT CORP	13,256	3. FISHER FOODS LIMITED		14,811	
4. WESTERN VALLEY PACKING CO	12,454	4. AKSARBEN FOODS		13,978	
5. AKSARBEN FOODS	11,670	5. CONTEL CORPORATION		9,568	
6. RABES QUALITY MEAT INC	7,085	6. SCIENCE APPLICATIONS INTL CORP		8,141	
7. GOOCH MILLING COMPANY	4,145	7. KKR ASSOCIATES		7,920	
8. KELLEY BEAN CO INC	4,059	8. WOODWARD-CLYDE GROUP INC		7,016	
9. OMAHA TRIBE OF NEBRASKA	2,520	9. WESTERN VALLEY PACKING CO		6,191	
10. H P SMITH MOTORS INC	2,023	10. MEMOREX TELEX CORPORATION		5,956	

FEDERAL PROCUREMENT DATA SYSTEM
FEDERAL PROCUREMENT DOLLARS FOR NEVADA
 Fiscal Year 1991 to Date

Population 1,201,833
 Per Capita Procurement 918

Total Procurement By Place of Performance 1,103,379
 Rank Per Capita 13 Last Year 36

TOP FIVE COUNTIES					
NAME OF COUNTY	CIVILIAN AGENCIES		DEPARTMENT OF DEFENSE		TOTAL (000)
	SMALL DIS- ADVANTAGED (000)	OTHER (000)	SMALL DIS- ADVANTAGED (000)	OTHER (000)	
1. CLARK	8,414	812,407	16,683	135,005	972,509
2. CHURCHILL	0	1,167	5,451	35,363	41,981
3. MINERAL	0	418	10	34,419	34,847
4. WASHOE	481	17,015	12,614	-4,607	25,503
5. NYE	970	1,589	0	12,784	15,343

TOP FIVE AGENCIES WITH PLACE OF PERFORMANCE IN THIS STATE (000)	
1. DEPARTMENT OF ENERGY	777,555
2. DEPARTMENT OF DEFENSE	250,418
3. DEPARTMENT OF THE INTERIOR	36,312
4. ENVIRONMENTAL PROTECTION AGENCY	17,834
5. DEPARTMENT OF LABOR	5,666

TOP FIVE CONTRACTING OFFICES LOCATED IN THIS STATE (000)	
1 ENERGY, NEVADA OPS OFC, LAS VEGAS	781,206
2 USAF, 57 FWW/LGC, NELLIS AFB	68,460
3 INTERIOR/BUR OF RECLAMATION, BOULDER CITY	55,758
4 ARMY, USP&FO FOR NEVADA, CARSON CITY	4,628
5 VA MEDICAL CENTER, RENO	2,616

TYPE OF PRODUCT OR SERVICE	SMALL BUSINESS (000)	LARGE BUSINESS (000)	STATE & LOCAL GOV'T (000)	NON- PROFIT & OTHER (000)	TOTAL (000)
R & D	4,698	12,458	37	142	17,335
Construction	34,434	75,447	0	0	109,881
Supplies & Equipment	18,553	2,781	2	0	21,336
Services	45,271	888,688	12,976	7,892	954,827
TOTAL	102,956	979,374	13,015	8,034	1,103,379

TOP CONTRACTORS PERFORMING IN THIS STATE			
CIVILIAN AGENCIES CONTRACTORS	DOLLARS (000)	DEPARTMENT OF DEFENSE CONTRACTORS	DOLLARS (000)
1. EG&G INC	546,747	1. M A MORTENSON CO	54,871
2. RAYTHEON COMPANY	128,782	2. FORD MOTOR COMPANY	31,603
3. SCIENCE APPLICATIONS INTL CORP	53,702	3. DAY & ZIMMERMANN/BASIL CORP JV	29,992
4. WACKENHUT SERVICES INC	28,204	4. SIERRA NEVADA CORPORATION	12,664
5. LOCKHEED CORPORATION	15,735	5. LOCKHEED CORPORATION	11,877
6. FRONTIER-KEMPER CONSTRUCTORS	13,959	6. SCHLUMBERGER LIMITED	10,159
7. UNIVERSITY OF NEVADA SYSTEM	10,812	7. WORLDCORP INC	9,474
8. AMELCO CORPORATION	6,702	8. ARCATA ASSOCIATES INC	8,287
9. MANAGEMENT ANALYSIS COMPANY	3,581	9. NEVADA POWER COMPANY	7,300
10. PAI CORPORATION	2,808	10. NORSE INC	4,589

FEDERAL PROCUREMENT DATA SYSTEM
FEDERAL PROCUREMENT DOLLARS FOR NEW HAMPSHIRE
 Fiscal Year 1991 to Date

Population 1,109,252
 Per Capita Procurement 419

Total Procurement By Place of Performance 464,846
 Rank Per Capita 33 Last Year 42

TOP FIVE COUNTIES					
NAME OF COUNTY	CIVILIAN AGENCIES		DEPARTMENT OF DEFENSE		TOTAL (000)
	SMALL DIS- ADVANTAGED (000)	OTHER (000)	SMALL DIS- ADVANTAGED (000)	OTHER (000)	
1. HILLSBOROUGH	0	3,565	-1	364,219	367,783
2. ROCKINGHAM	16	7,129	4,986	37,823	49,954
3. GRAFTON	0	2,883	217	13,520	16,620
4. STRAFFORD	212	4,940	816	2,469	8,437
5. BELKNAP	0	193	0	7,676	7,869

TOP FIVE AGENCIES WITH PLACE OF PERFORMANCE IN THIS STATE (000)	
1. DEPARTMENT OF DEFENSE	441,503
2. NATIONAL AERONAUTICS AND SPACE ADMINISTRATION	6,942
3. GENERAL SERVICES ADMINISTRATION	3,572
4. DEPARTMENT OF EDUCATION	3,307
5. DEPARTMENT OF VETERANS AFFAIRS	2,560

TOP FIVE CONTRACTING OFFICES LOCATED IN THIS STATE (000)	
1 NAVAL SHIPYARD, PORTSMOUTH	43,851
2 USAF, CINCSAC/LGC, PEASE AFB	2,359
3 ARMY, USP&FO FOR NEW HAMPSHIRE, CONCORD	1,919
4 VA MED CTR, MANCHESTER	720
5 ARMY, COLD RGNS RSCH & ENGR LAB, HANOVER	583

TYPE OF PRODUCT OR SERVICE	SMALL BUSINESS (000)	LARGE BUSINESS (000)	STATE & LOCAL GOV'T (000)	NON- PROFIT & OTHER (000)	TOTAL (000)
R & D	10,484	73,013	3,820	1,110	88,427
Construction	3,835	3,216	0	0	7,051
Supplies & Equipment	29,291	232,738	22	22,184	284,235
Services	18,553	62,763	215	3,602	85,133
TOTAL	62,163	371,730	4,057	26,896	464,846

TOP CONTRACTORS PERFORMING IN THIS STATE			
CIVILIAN AGENCIES CONTRACTORS	DOLLARS (000)	DEPARTMENT OF DEFENSE CONTRACTORS	DOLLARS (000)
1. NEW HAMPSHIRE UNIVERSITY SYS	3,817	1. LOCKHEED CORPORATION	243,308
2. RMC RESEARCH CORPORATION	3,072	2. SEQUA CORPORATION	42,388
3. CREARE INC	1,431	3. SANDERS ASSOCIATES INC	26,556
4. SIGARMS INC	1,371	4. RAYTHEON COMPANY	16,557
5. DIGITAL EQUIPMENT CORPORATION	1,103	5. DIGITAL EQUIPMENT CORPORATION	10,362
6. REILLY ELECTRIC COMPANY	819	6. NMB USA INC	9,129
7. JEWETT CONSTRUCTION CO INC	690	7. M P B CORPORATION	5,370
8. HOBART TAFE TECHNOLOGIES INC	647	8. TYCO LABORATORIES INC	5,002
9. TILLOTSON RUBBER CO	581	9. BLACK & DECKER CORPORATION	4,860
10. BRADSTREET LISA M CONSTRUCTION	577	10. CREARE INC	3,622

FEDERAL PROCUREMENT DATA SYSTEM
FEDERAL PROCUREMENT DOLLARS FOR NEW JERSEY
 Fiscal Year 1991 to Date

Population 7,730,188
 Per Capita Procurement 556

Total Procurement By Place of Performance 4,299,684
 Rank Per Capita 25 Last Year 11

TOP FIVE COUNTIES					
NAME OF COUNTY	CIVILIAN AGENCIES		DEPARTMENT OF DEFENSE		TOTAL (000)
	SMALL DIS-ADVANTAGED (000)	OTHER (000)	SMALL DIS-ADVANTAGED (000)	OTHER (000)	
1. BURLINGTON	0	12,507	7,815	831,646	851,968
2. MONMOUTH	356	5,295	38,477	439,413	483,541
3. MERCER	8,974	198,690	859	269,597	478,120
4. MORRIS	698	45,672	23,258	400,615	470,243
5. PASSAIC	101	7,571	8,773	385,649	402,094
TOP FIVE AGENCIES WITH PLACE OF PERFORMANCE IN THIS STATE (000)					
1. DEPARTMENT OF DEFENSE					3,563,418
2. NATIONAL AERONAUTICS AND SPACE ADMINISTRATION					139,157
3. DEPARTMENT OF ENERGY					124,652
4. DEPARTMENT OF VETERANS AFFAIRS					114,689
5. DEPARTMENT OF TRANSPORTATION					113,590
TOP FIVE CONTRACTING OFFICES LOCATED IN THIS STATE (000)					
1 ARMY, COMM & ELECTRONICS CMD, FT MONMOUTH					2,856,842
2 ARMY, HQ, AMCCOM, PICATINNY ARSENAL					885,246
3 NAVAL AIR ENGINEERING CTR, LAKEHURST					137,222
4 ARMY, ELECT TECH & DEVICES LAB, FT MONMOUTH					69,860
5 ARMY, TRAINING CENTER, FT DIX					48,993
TYPE OF PRODUCT OR SERVICE	SMALL BUSINESS (000)	LARGE BUSINESS (000)	STATE & LOCAL GOV'T (000)	NON-PROFIT & OTHER (000)	TOTAL (000)
R & D	58,086	687,094	4,443	104,520	854,143
Construction	127,325	63,611	0	0	190,936
Supplies & Equipment	474,860	1,144,076	127	133,166	1,752,229
Services	284,369	1,161,625	1,416	54,966	1,502,376
TOTAL	944,640	3,056,406	5,986	292,652	4,299,684
TOP CONTRACTORS PERFORMING IN THIS STATE					
CIVILIAN AGENCIES CONTRACTORS	DOLLARS (000)	DEPARTMENT OF DEFENSE CONTRACTORS	DOLLARS (000)		
1. GENERAL ELECTRIC COMPANY	132,920	1. GENERAL ELECTRIC COMPANY	931,351		
2. PRINCETON UNIVERSITY	95,652	2. ASTRONAUTICS CORP AMERICA	191,157		
3. MARINE TRANSPORT LINES INC	48,793	3. ENGINEERING RESEARCH ASSOC	166,302		
4. GOLDLINE LABORATORIES INC	36,966	4. EXPRESSOR TRANSPORT CORP	135,972		
5. SIEMENS CORPORATION	23,506	5. GENERAL DYNAMICS CORPORATION	135,424		
6. BORO DEVELOPERS INC	22,743	6. COASTAL CORPORATION	122,763		
7. SAE/AMERICAN MID-ATLANTIC	22,519	7. ITT CORPORATION	111,017		
8. EDUCATIONAL TESTING SERVICE	20,163	8. ALLIED SIGNAL INC	69,701		
9. AMERICAN FOREIGN SHIPPING CO	14,424	9. GENERAL ELECTRIC CO PLC	65,919		
10. FOSTER WHEELER CORPORATION	12,795	10. CONSOLIDTD ELEC/ITT/WESTINGHSE	59,911		

FEDERAL PROCUREMENT DATA SYSTEM
FEDERAL PROCUREMENT DOLLARS FOR NEW MEXICO
 Fiscal Year 1991 to Date

Population 1,515,069
 Per Capita Procurement 2,263

Total Procurement By Place of Performance 3,429,306
 Rank Per Capita 2 Last Year 17

TOP FIVE COUNTIES					
NAME OF COUNTY	CIVILIAN AGENCIES		DEPARTMENT OF DEFENSE		TOTAL (000)
	SMALL DIS- ADVANTAGED (000)	OTHER (000)	SMALL DIS- ADVANTAGED (000)	OTHER (000)	
1. BERNALILLO	25,293	1,481,971	52,435	225,763	1,785,462
2. LOS ALAMOS	466	1,039,847	3,191	5,637	1,049,141
3. DONA ANA	1,492	50,439	31,204	142,736	225,871
4. OTERO	282	1,567	11,771	88,221	101,841
5. EDDY	464	79,167	0	660	80,291
TOP FIVE AGENCIES WITH PLACE OF PERFORMANCE IN THIS STATE (000)					
1. DEPARTMENT OF ENERGY					2,574,064
2. DEPARTMENT OF DEFENSE					678,359
3. NATIONAL AERONAUTICS AND SPACE ADMINISTRATION					53,609
4. DEPARTMENT OF THE INTERIOR					47,528
5. DEPARTMENT OF HEALTH AND HUMAN SERVICES					20,558
TOP FIVE CONTRACTING OFFICES LOCATED IN THIS STATE (000)					
1 ENERGY, ALBUQUERQUE OPERATIONS OFC					3,595,641
2 USAF, AFCMD/PKR R&D CONT LAB, KIRTLAND AFB					255,825
3 ARMY, WHITE SANDS MISSILE RANGE					142,258
4 INTERIOR/BUR INDIAN AFFAIRS, GALLUP					89,909
5 USA ENGINEER DISTR ALBUQUERQUE					74,806
TYPE OF PRODUCT OR SERVICE	SMALL BUSINESS (000)	LARGE BUSINESS (000)	STATE & LOCAL GOVT (000)	NON- PROFIT & OTHER (000)	TOTAL (000)
R & D	56,591	97,358	1,763	29,993	185,705
Construction	132,864	170,039	262	0	303,165
Supplies & Equipment	60,346	71,890	98	5,044	137,378
Services	91,536	1,620,918	1,060,769	29,835	2,803,058
TOTAL	341,337	1,960,205	1,062,892	64,872	3,429,306
TOP CONTRACTORS PERFORMING IN THIS STATE					
CIVILIAN AGENCIES CONTRACTORS	DOLLARS (000)	DEPARTMENT OF DEFENSE CONTRACTORS	DOLLARS (000)		
1. AMERICAN TELE & TELG COMPANY	1,313,448	1. HONEYWELL INC	59,177		
2. UNIVERSITY OF CALIFORNIA	1,036,405	2. PHELPS INC	57,200		
3. WESTINGHOUSE ELECTRIC CORP	76,096	3. DYNACORP	52,028		
4. MORRISON KNUDSEN CORPORATION	69,526	4. LOCKHEED CORPORATION	24,006		
5. LOCKHEED CORPORATION	40,771	5. WISCONSIN PHYSICIANS SVC INS	23,113		
6. LOVELACE MEDICAL FOUNDATION	17,118	6. NEW MEXICO STATE OF	21,564		
7. JACOBS ENGINEERING GROUP INC	10,021	7. MIDCON INC	19,510		
8. UNC INCORPORATED	9,093	8. GIANT INDUSTRIES INC DE	19,355		
9. PIERCE ENTERPRISES INC	6,323	9. FORD MOTOR COMPANY	16,117		
10. SOLETANCHE INC	5,941	10. EG&G INC	15,508		

FEDERAL PROCUREMENT DATA SYSTEM
FEDERAL PROCUREMENT DOLLARS FOR NEW YORK
 Fiscal Year 1991 to Date

Population 17,990,455
 Per Capita Procurement 514

Total Procurement By Place of Performance 9,241,450
 Rank Per Capita 28 Last Year 5

TOP FIVE COUNTIES					
NAME OF COUNTY	CIVILIAN AGENCIES		DEPARTMENT OF DEFENSE		TOTAL (000)
	SMALL DIS- ADVANTAGED (000)	OTHER (000)	SMALL DIS- ADVANTAGED (000)	OTHER (000)	
1. NASSAU	566	146,638	3,784	3,107,660	3,258,648
2. BRONX	9,144	1,085,211	6,406	442,380	1,543,141
3. SUFFOLK	547	365,176	3,606	811,579	1,180,908
4. ONONDAGA	1,703	8,894	777	951,286	962,660
5. SCHENECTADY	0	300,823	0	245,520	546,343
TOP FIVE AGENCIES WITH PLACE OF PERFORMANCE IN THIS STATE (000)					
1. DEPARTMENT OF DEFENSE					6,900,817
2. DEPARTMENT OF ENERGY					724,722
3. GENERAL SERVICES ADMINISTRATION					676,150
4. DEPARTMENT OF TRANSPORTATION					218,408
5. DEPARTMENT OF THE TREASURY					150,929
TOP FIVE CONTRACTING OFFICES LOCATED IN THIS STATE (000)					
1 GSA, PBS DESIGN & CONST BR, NEW YORK					637,292
2 ENERGY, SCHENECTADY REACTORS OFFICE					431,170
3 ARMY, USA EUR CONTRACTING CTR					406,744
4 USAF, ABG/LGC ANKARA, TURKEY					183,074
5 ARMY, PROGRAM MANAGER-SANG, NEW YORK					179,726
TYPE OF PRODUCT OR SERVICE	SMALL BUSINESS (000)	LARGE BUSINESS (000)	STATE & LOCAL GOV'T (000)	NON- PROFIT & OTHER (000)	TOTAL (000)
R & D	65,709	1,571,980	10,279	92,100	1,740,068
Construction	156,560	672,324	0	980	829,864
Supplies & Equipment	565,022	3,398,308	332	247,809	4,211,471
Services	399,999	1,575,541	5,979	478,528	2,460,047
TOTAL	1,187,290	7,218,153	16,590	819,417	9,241,450
TOP CONTRACTORS PERFORMING IN THIS STATE					
CIVILIAN AGENCIES CONTRACTORS	DOLLARS (000)	DEPARTMENT OF DEFENSE CONTRACTORS		DOLLARS (000)	
1. GENERAL ELECTRIC COMPANY	349,219	1. GRUMMAN CORPORATION	2,243,890		
2. ASSOCIATED UNIVERSITIES INC	328,413	2. GENERAL ELECTRIC COMPANY	1,278,434		
3. LINPRO NY REALTY INC	297,472	3. UNISYS CORPORATION	641,492		
4. BPT PROPERTIES LP	259,191	4. EMERSON ELECTRIC CO	209,076		
5. MARINE CARRIERS USA INC	151,229	5. SCHLUMBERGER LIMITED	147,068		
6. UNISYS CORPORATION	116,329	6. INTERNATIONAL BUS MCHS INC	146,927		
7. ENSERCH CORPORATION	101,432	7. EATON CORPORATION	143,705		
8. J P MORGAN & COMPANY INC	50,805	8. TRANS WORLD AIRLINES	91,431		
9. MERRILL LYNCH & CO INC	41,064	9. STENBECK REASSURANCE CO INC	65,463		
10. ECOLOGY & ENVIRONMENT INC	40,843	10. ISRATEX INC	60,564		

FEDERAL PROCUREMENT DATA SYSTEM
FEDERAL PROCUREMENT DOLLARS FOR NORTH CAROLINA
 Fiscal Year 1991 to Date

Population 6,628,637
 Per Capita Procurement 303

Total Procurement By Place of Performance 2,006,797
 Rank Per Capita 40 Last Year 30

TOP FIVE COUNTIES					
NAME OF COUNTY	CIVILIAN AGENCIES		DEPARTMENT OF DEFENSE		TOTAL (000)
	SMALL DIS- ADVANTAGED (000)	OTHER (000)	SMALL DIS- ADVANTAGED (000)	OTHER (000)	
1. GUILFORD	303	105,486	51	454,556	560,396
2. CUMBERLAND	99	2,696	5,834	226,333	234,962
3. DURHAM	29,257	137,360	815	37,537	204,969
4. WAKE	474	27,690	0	95,784	123,948
5. ONSLOW	13	605	4,408	106,013	111,039

TOP FIVE AGENCIES WITH PLACE OF PERFORMANCE IN THIS STATE (000)	
1. DEPARTMENT OF DEFENSE	1,533,159
2. DEPARTMENT OF TRANSPORTATION	89,881
3. ENVIRONMENTAL PROTECTION AGENCY	88,841
4. DEPARTMENT OF HEALTH AND HUMAN SERVICES	71,581
5. DEPARTMENT OF JUSTICE	47,795

TOP FIVE CONTRACTING OFFICES LOCATED IN THIS STATE (000)	
1 EPA, RESEARCH TRIANGLE PARK	233,180
2 ARMY, DIRECTORATE OF CONT, FT BRAGG	165,300
3 ARMY, RESEARCH LAB, RESEARCH TRI PK	70,234
4 HHS, NAT INST HEALTH,,RESEARCH TRI PK	66,133
5 COAST GUARD, ELIZABETH CITY	46,182

TYPE OF PRODUCT OR SERVICE	SMALL BUSINESS (000)	LARGE BUSINESS (000)	STATE & LOCAL GOVT (000)	NON- PROFIT & OTHER (000)	TOTAL (000)
R & D	16,595	221,248	10,967	40,024	288,834
Construction	173,055	163,377	-40	30	336,422
Supplies & Equipment	208,114	596,248	111	39,466	843,939
Services	143,261	330,326	18,036	45,979	537,602
TOTAL	541,025	1,311,199	29,074	125,499	2,006,797

TOP CONTRACTORS PERFORMING IN THIS STATE			
CIVILIAN AGENCIES CONTRACTORS	DOLLARS (000)	DEPARTMENT OF DEFENSE CONTRACTORS	DOLLARS (000)
1. AMERICAN TELE & TELG COMPANY	91,574	1. AMERICAN TELE & TELG COMPANY	453,575
2. RESEARCH TRIANGLE INSTITUTE	40,834	2. EXIDE ELECTRONICS GROUP INC	66,915
3. MCULLEN REAL ESTATE	28,000	3. VECTURA GROUP INC	45,319
4. MANTECH INTERNATIONAL CORP	25,078	4. RJR NABISCO INC	35,951
5. AMERICAN COASTAL INDUSTRIES	20,987	5. DAWSON CONSTRUCTION COMPANY	31,698
6. UNIVERSITY OF NORTH CAROLINA	19,375	6. C CONSTRUCTION CO INC	27,411
7. LOUISIANA FILLING INC	16,202	7. PIZZAGALLI CONSTRUCTION	26,892
8. TARHEEL AUCTION & REALTY INC	11,100	8. CAROLINA PWR & LIGHT COMPANY	26,722
9. GLAXO INC	9,967	9. SAFT AMERICA INC	24,600
10. COMPUTER SCIENCES CORPORATION	9,938	10. ISOMETRICS INC	21,082

FEDERAL PROCUREMENT DATA SYSTEM
FEDERAL PROCUREMENT DOLLARS FOR NORTH DAKOTA
 Fiscal Year 1991 to Date

Population 638,800
 Per Capita Procurement 350

Total Procurement By Place of Performance 223,368
 Rank Per Capita 37 Last Year 47

TOP FIVE COUNTIES					
NAME OF COUNTY	CIVILIAN AGENCIES		DEPARTMENT OF DEFENSE		TOTAL (000)
	SMALL DIS- ADVANTAGED (000)	OTHER (000)	SMALL DIS- ADVANTAGED (000)	OTHER (000)	
1. ROLETTE	139	18,163	27,145	4,814	50,261
2. GRAND FORKS	0	5,634	2,628	28,560	36,822
3. WARD	0	3,127	2,468	24,357	29,952
4. BENSON	10	2,423	25,314	0	27,747
5. CASS	10	8,119	0	17,582	25,711

TOP FIVE AGENCIES WITH PLACE OF PERFORMANCE IN THIS STATE (000)	
1. DEPARTMENT OF DEFENSE	149,161
2. DEPARTMENT OF THE INTERIOR	25,540
3. DEPARTMENT OF AGRICULTURE	15,386
4. DEPARTMENT OF HEALTH AND HUMAN SERVICES	13,621
5. GENERAL SERVICES ADMINISTRATION	12,807

TOP FIVE CONTRACTING OFFICES LOCATED IN THIS STATE (000)	
1 USAF, CINCSAC/LGC, GRAND FORK AFB	28,519
2 ARMY, USP&FO FOR NORTH DAKOTA, BISMARCK	8,615
3 USAF, CINCSAC/LGC, MINOT AFB	8,111
4 VA MED/RO CENTER, FARGO	2,056
5 GSA, PBS/NORTH DAKOTA FO FARGO	417

TYPE OF PRODUCT OR SERVICE	SMALL BUSINESS (000)	LARGE BUSINESS (000)	STATE & LOCAL GOV'T (000)	NON- PROFIT & OTHER (000)	TOTAL (000)
R & D	386	0	1,241	297	1,924
Construction	48,822	9,213	11,213	1,259	70,507
Supplies & Equipment	64,613	22,796	-5	4,814	92,218
Services	19,358	12,591	20,275	6,495	58,719
TOTAL	133,179	44,600	32,724	12,865	223,368

TOP CONTRACTORS PERFORMING IN THIS STATE			
CIVILIAN AGENCIES CONTRACTORS	DOLLARS (000)	DEPARTMENT OF DEFENSE CONTRACTORS	DOLLARS (000)
1. TURTLE MTN BND OF CHIPWA IND	15,507	1. TURTLE MOUNTAIN MFG COMPANY	32,021
2. GREYHOUND CORPORATION	11,285	2. DEVILS LAKE SIOUX TRIBE	14,396
3. THREE AFFILIATED TRIBES	6,006	3. DAKOTA TRIBAL INDUSTRIES INC	10,918
4. CARGILL INCORPORATED	5,504	4. MATTSON CONSTRUCTION COMPANY	7,112
5. NORTH CENTRAL COMMODITIES	3,131	5. MINN-KOTA EXCAVATING INC	5,032
6. UNITED TRIBES TECHNICAL COLLEGE	3,024	6. BLACK & DECKER CORPORATION	4,878
7. NORTH DAKOTA STATE OF	2,391	7. INDUSTRIAL BUILDERS INC	4,800
8. DEVILS LAKE SIOUX TRIBE	2,371	8. ROERS CONSTRUCTION INC	4,476
9. OJIBWA INDIAN SCHOOL	2,239	9. NODAK RURAL ELECTRIC COOP	4,325
10. WALTON BEAN CO INC	2,048	10. RILEY BROS CONSTRUCTION INC	2,800

FEDERAL PROCUREMENT DATA SYSTEM
FEDERAL PROCUREMENT DOLLARS FOR OHIO
 Fiscal Year 1991 to Date

Population 10,847,115
 Per Capita Procurement 589

Total Procurement By Place of Performance 6,392,075
 Rank Per Capita 24 Last Year 9

TOP FIVE COUNTIES					
NAME OF COUNTY	CIVILIAN AGENCIES		DEPARTMENT OF DEFENSE		TOTAL (000)
	SMALL DIS- ADVANTAGED (000)	OTHER (000)	SMALL DIS- ADVANTAGED (000)	OTHER (000)	
1. HAMILTON	38,959	392,470	2,364	1,298,553	1,732,346
2. ALLEN	46	425	803	977,905	979,179
3. CUYAHOGA	49,644	222,616	2,303	416,536	691,099
4. GREENE	1,604	11,181	108,721	551,143	672,649
5. PIKE	14,114	466,693	0	0	480,807
TOP FIVE AGENCIES WITH PLACE OF PERFORMANCE IN THIS STATE (000)					
1. DEPARTMENT OF DEFENSE					4,759,016
2. DEPARTMENT OF ENERGY					1,070,073
3. NATIONAL AERONAUTICS AND SPACE ADMINISTRATION					230,070
4. ENVIRONMENTAL PROTECTION AGENCY					82,282
5. DEPARTMENT OF VETERANS AFFAIRS					75,784
TOP FIVE CONTRACTING OFFICES LOCATED IN THIS STATE (000)					
1 USAF, ASD/YPK, WRIGHT PATTERSON AFB					2,987,382
2 USAF, ASD/YSK, WRIGHT PATTERSON AFB					2,675,596
3 USAF, ASD/VFK, WRIGHT PATTERSON AFB					1,583,554
4 USAF, ASD/YCK, WRIGHT PATTERSON AFB					1,444,504
5 USAF, ASD/YMK, WRIGHT PATTERSON AFB					1,177,138
TYPE OF PRODUCT OR SERVICE	SMALL BUSINESS (000)	LARGE BUSINESS (000)	STATE & LOCAL GOV'T (000)	NON- PROFIT & OTHER (000)	TOTAL (000)
R & D	77,915	569,249	4,134	97,949	749,247
Construction	172,202	54,698	2	245	227,147
Supplies & Equipment	492,957	2,369,487	161	818,834	3,681,439
Services	245,177	1,430,622	6,536	51,907	1,734,242
TOTAL	988,251	4,424,056	10,833	968,935	6,392,075
TOP CONTRACTORS PERFORMING IN THIS STATE					
CIVILIAN AGENCIES CONTRACTORS	DOLLARS (000)	DEPARTMENT OF DEFENSE CONTRACTORS		DOLLARS (000)	
1. WESTINGHOUSE ELECTRIC CORP	297,794	1. GENERAL DYNAMICS CORPORATION		944,415	
2. OHIO VALLEY ELECTRIC CORP	281,638	2. GENERAL ELECTRIC COMPANY		709,336	
3. EG&G INC	190,074	3. HARSCO CORPORATION		418,758	
4. MARTIN MARIETTA CORPORATION	184,223	4. CFM INTERNATIONAL INC		316,499	
5. SVERDRUP TECHNOLOGY INC	47,936	5. WESTINGHOUSE ELECTRIC CORP		288,933	
6. G E C INCORPORATED	46,311	6. LORAL CORPORATION		117,580	
7. BATTELLE MEMORIAL INSTITUTE	33,009	7. BATTELLE MEMORIAL INSTITUTE		111,791	
8. ADVANCED SCIENCES INC	27,117	8. SCHLUMBERGER LIMITED		109,648	
9. OHM CORPORATION	26,822	9. CINPAC INC		78,116	
10. CORTEZ III SERVICE CORPORATION	26,773	10. GOODYEAR TIRE & RUBBER CO THE		56,930	

FEDERAL PROCUREMENT DATA SYSTEM
FEDERAL PROCUREMENT DOLLARS FOR OKLAHOMA
 Fiscal Year 1991 to Date

Population 3,145,585
 Per Capita Procurement 303

Total Procurement By Place of Performance 953,152
 Rank Per Capita 41 Last Year 35

TOP FIVE COUNTIES					
NAME OF COUNTY	CIVILIAN AGENCIES		DEPARTMENT OF DEFENSE		TOTAL (000)
	SMALL DIS- ADVANTAGED (000)	OTHER (000)	SMALL DIS- ADVANTAGED (000)	OTHER (000)	
1. OKLAHOMA	426	4,459	51,571	191,247	247,703
2. CANADIAN	11,574	59,457	6,393	72,883	150,307
3. OSAGE	1,885	29,220	934	89,320	121,359
4. COMANCHE	0	2,859	11,147	71,568	85,574
5. CUSTER	0	414	79,233	55	79,702
TOP FIVE AGENCIES WITH PLACE OF PERFORMANCE IN THIS STATE (000)					
1. DEPARTMENT OF DEFENSE					772,381
2. GENERAL SERVICES ADMINISTRATION					46,696
3. DEPARTMENT OF TRANSPORTATION					22,922
4. DEPARTMENT OF THE INTERIOR					19,484
5. TENNESSEE VALLEY AUTHORITY					18,510
TOP FIVE CONTRACTING OFFICES LOCATED IN THIS STATE (000)					
1 USAF, OKLA CITY ALC/PMWB-A-7 MSLS,,E-4					612,483
2 USAF, OKLA CITY ALC/PMWA B52,,A7 & MSLS					293,498
3 USAF, OKLA CITY ALC/PMWC, TINKER AFB					280,847
4 USAF, OKLA CITY ALC/PPZE ENGINES BRAN					145,203
5 USA ENGINEER DISTRICT TULSA					128,687
TYPE OF PRODUCT OR SERVICE	SMALL BUSINESS (000)	LARGE BUSINESS (000)	STATE & LOCAL GOV'T (000)	NON- PROFIT & OTHER (000)	TOTAL (000)
R & D	10,228	14,529	381	2,366	27,504
Construction	139,047	33,882	0	0	172,929
Supplies & Equipment	101,211	199,856	1,085	-1,752	300,400
Services	104,914	278,089	39,177	30,139	452,319
TOTAL	355,400	526,356	40,643	30,753	953,152
TOP CONTRACTORS PERFORMING IN THIS STATE					
CIVILIAN AGENCIES CONTRACTORS	DOLLARS (000)	DEPARTMENT OF DEFENSE CONTRACTORS		DOLLARS (000)	
1. CARTER CHEVROLET AGENCY INC	22,539	1. BARRETT REFINING CORPORATION		79,233	
2. BUCKNER & MOORE INC	9,686	2. GENERAL DYNAMICS CORPORATION		65,284	
3. CHEROKEE NATION TRIBE OKLAHOMA	9,227	3. BOEING COMPANY THE		60,581	
4. YUBA HEAT TRANSFER CORP	8,413	4. CONOCO INC		59,085	
5. ALLEGHENY LUDLUM CORPORATION	5,022	5. LEAR SIEGLER HOLDINGS CORP		46,044	
6. RES-CARE DEVELOPMENT COMPANY	4,691	6. SUN COMPANY INC		39,940	
7. OKLAHOMA STATE UNIVERSITY	4,616	7. MCDONNELL DOUGLAS CORP		23,908	
8. BRADEN MANUFACTURING	4,460	8. TELOS CORPORATION		16,783	
9. JORDAN-DE LAURENTI & ASSOC	4,019	9. FRONTIER ENGINEERING INC		15,766	
10. MANAGEMENT AND TRAINING CORP	3,979	10. MANHATTAN CONSTRUCTION CO		13,879	

FEDERAL PROCUREMENT DATA SYSTEM
FEDERAL PROCUREMENT DOLLARS FOR OREGON
 Fiscal Year 1991 to Date

Population 2,842,321
 Per Capita Procurement 200

Total Procurement By Place of Performance 568,944
 Rank Per Capita 50 Last Year 38

TOP FIVE COUNTIES					
NAME OF COUNTY	CIVILIAN AGENCIES		DEPARTMENT OF DEFENSE		TOTAL (000)
	SMALL DIS- ADVANTAGED (000)	OTHER (000)	SMALL DIS- ADVANTAGED (000)	OTHER (000)	
1. CLACKAMAS	3,917	60,054	653	69,625	134,249
2. BENTON	1,719	3,377	0	73,748	78,844
3. HOOD RIVER	0	2,131	0	63,306	65,437
4. WASHINGTON	49	2,930	244	52,127	55,350
5. MULTNOMAH	1,578	20,232	0	2,389	24,199
TOP FIVE AGENCIES WITH PLACE OF PERFORMANCE IN THIS STATE (000)					
1. DEPARTMENT OF DEFENSE					313,112
2. DEPARTMENT OF AGRICULTURE					100,359
3. DEPARTMENT OF THE INTERIOR					48,965
4. DEPARTMENT OF ENERGY					24,872
5. GENERAL SERVICES ADMINISTRATION					18,972
TOP FIVE CONTRACTING OFFICES LOCATED IN THIS STATE (000)					
1 USA ENGINEER DISTRICT PORTLAND					93,087
2 INTERIOR/BUR OF INDIAN AFFAIRS, PORTLAND					37,166
3 INTERIOR/BUR OF LAND MGMT, PORTLAND					25,872
4 AGRI, FOREST SERVICE, PORTLAND					20,732
5 AGRI, FOREST SERVICE, EUGENE					13,703
TYPE OF PRODUCT OR SERVICE	SMALL BUSINESS (000)	LARGE BUSINESS (000)	STATE & LOCAL GOV'T (000)	NON- PROFIT & OTHER (000)	TOTAL (000)
R & D	6,880	19,838	2,277	4,632	33,627
Construction	75,208	67,404	0	858	143,470
Supplies & Equipment	122,850	56,327	82	27,029	206,288
Services	105,589	61,877	11,642	6,451	185,559
TOTAL	310,527	205,446	14,001	38,970	568,944
TOP CONTRACTORS PERFORMING IN THIS STATE					
CIVILIAN AGENCIES CONTRACTORS	DOLLARS (000)	DEPARTMENT OF DEFENSE CONTRACTORS	DOLLARS (000)		
1. BART ASSOCIATES INC	17,669	1. OREGON FREEZE DRY INC	69,656		
2. V P S BROKERAGE CO	8,624	2. KIEWIT & AL JOHNSON JV	56,500		
3. MANAGEMENT AND TRAINING CORP	8,237	3. DAIMLER-BENZ NO AMER	25,124		
4. CONTINENTAL GRAIN COMPANY	7,388	4. TEKTRONIX INC	20,444		
5. WESTERN HELICOPTER SERVICES	7,207	5. INTEL CORPORATION	16,298		
6. EWING CO INC	5,895	6. EVERGREEN INTERNATIONAL AVI	15,355		
7. WEAVER CONSTRUCTION CO	5,675	7. OREGON IRON WORKS INC	11,641		
8. CARGILL INCORPORATED	4,899	8. GTE CORPORATION	8,282		
9. CASCADE GENERAL INC	4,796	9. SOUTHWEST MARINE INC	8,268		
10. ZIMMER GNSUL FRSCA PARTNERSHIP	3,670	10. GENERAL INSTRUMENT CORP	7,339		

FEDERAL PROCUREMENT DATA SYSTEM
FEDERAL PROCUREMENT DOLLARS FOR PENNSYLVANIA
 Fiscal Year 1991 to Date

Population 11,881,643
 Per Capita Procurement 374

Total Procurement By Place of Performance 4,446,697
 Rank Per Capita 35 Last Year 13

TOP FIVE COUNTIES					
NAME OF COUNTY	CIVILIAN AGENCIES		DEPARTMENT OF DEFENSE		TOTAL (000)
	SMALL DIS- ADVANTAGED (000)	OTHER (000)	SMALL DIS- ADVANTAGED (000)	OTHER (000)	
1. ALLEGHENY	14,965	475,148	797	581,273	1,072,183
2. PHILADELPHIA	5,081	244,681	26,220	740,230	1,016,212
3. MONTGOMERY	317	256,449	11,951	275,924	544,641
4. YORK	4	7,791	512	255,433	263,740
5. LYCOMING	3,000	158,941	0	15,615	177,556

TOP FIVE AGENCIES WITH PLACE OF PERFORMANCE IN THIS STATE (000)	
1. DEPARTMENT OF DEFENSE	2,925,592
2. DEPARTMENT OF ENERGY	487,497
3. DEPARTMENT OF JUSTICE	190,506
4. NATIONAL AERONAUTICS AND SPACE ADMINISTRATION	173,258
5. GENERAL SERVICES ADMINISTRATION	139,943

TOP FIVE CONTRACTING OFFICES LOCATED IN THIS STATE (000)	
1 DLA, DEF PERS SPT CTR (SUBSISTENCE), PHILA	2,205,519
2 DLA, DEF PERS SPT CTR (CLOTH & TEXTI), PHILA	1,252,824
3 NAVY, NRCC (LG PURCH), PHILADELPHIA	615,879
4 DLA, DEF PERS SPT CTR (MEDICAL), PHILA	599,096
5 ENERGY, PITTSBURG NAVAL REACTORS	322,399

TYPE OF PRODUCT OR SERVICE	SMALL BUSINESS (000)	LARGE BUSINESS (000)	STATE & LOCAL GOV'T (000)	NON- PROFIT & OTHER (000)	TOTAL (000)
R & D	70,031	995,742	3,430	157,498	1,226,701
Construction	127,503	288,323	0	0	415,826
Supplies & Equipment	434,356	1,249,007	161	105,739	1,789,263
Services	299,194	685,188	6,239	24,286	1,014,907
TOTAL	931,084	3,218,260	9,830	287,523	4,446,697

TOP CONTRACTORS PERFORMING IN THIS STATE			
CIVILIAN AGENCIES CONTRACTORS	DOLLARS (000)	DEPARTMENT OF DEFENSE CONTRACTORS	DOLLARS (000)
1. WESTINGHOUSE ELECTRIC CORP	369,082	1. WESTINGHOUSE ELECTRIC CORP	436,855
2. GENERAL ELECTRIC COMPANY	182,625	2. BOEING CO & SIKORSKY ACFT JV	256,592
3. INTEROCEAN MANAGEMENT	115,724	3. BOEING COMPANY THE	229,763
4. PIZZAGALLI CNSTR COMPANY	80,096	4. GENERAL ELECTRIC COMPANY	192,040
5. CENTEX CORPORATION	47,799	5. HARSCO CORPORATION	175,974
6. KEATING MCKENDRICK	46,569	6. PENNSYLVANIA STATE UNIV INC	57,673
7. WESTON ROY F INC	46,384	7. SUN COMPANY INC	51,146
8. INTERNATIONAL BANKNOTE COMPANY	31,733	8. CARNEGIE MELLON UNIVERSITY	48,090
9. INTERMAGNETICS GENERAL CORP	25,363	9. MERCK & CO INC	37,838
10. MANAGEMENT AND TRAINING CORP	18,587	10. UNISYS CORPORATION	34,719

FEDERAL PROCUREMENT DATA SYSTEM
FEDERAL PROCUREMENT DOLLARS FOR RHODE ISLAND
 Fiscal Year 1991 to Date

Population 1,003,464
 Per Capita Procurement 428

Total Procurement By Place of Performance 429,295
 Rank Per Capita 32 Last Year 39

TOP FIVE COUNTIES					
NAME OF COUNTY	CIVILIAN AGENCIES		DEPARTMENT OF DEFENSE		TOTAL (000)
	SMALL DIS- ADVANTAGED (000)	OTHER (000)	SMALL DIS- ADVANTAGED (000)	OTHER (000)	
1. NEWPORT	147	2,229	9,167	309,067	320,610
2. PROVIDENCE	164	15,996	-1,404	63,560	78,316
3. WASHINGTON	-713	9,065	293	5,728	14,373
4. KENT	771	1,306	0	10,961	13,038
5. BRISTOL	0	23	0	2,935	2,958

TOP FIVE AGENCIES WITH PLACE OF PERFORMANCE IN THIS STATE (000)	
1. DEPARTMENT OF DEFENSE	400,307
2. ENVIRONMENTAL PROTECTION AGENCY	5,690
3. DEPARTMENT OF VETERANS AFFAIRS	5,518
4. GENERAL SERVICES ADMINISTRATION	4,314
5. DEPARTMENT OF THE TREASURY	2,815

TOP FIVE CONTRACTING OFFICES LOCATED IN THIS STATE (000)	
1 NAVY, UNDRWTR SYS CTR (921), NEWPORT	78,097
2 NAVY, UNDRWTR SYS CTR (911), NEWPORT	74,510
3 NAVY, UNDRWTR SYS CTR (922), NEWPORT	64,793
4 NAVY, UNDRWTR SYS CTR (912), NEWPORT	55,530
5 VA MED CTR, PROVIDENCE	6,387

TYPE OF PRODUCT OR SERVICE	SMALL BUSINESS (000)	LARGE BUSINESS (000)	STATE & LOCAL GOV'T (000)	NON- PROFIT & OTHER (000)	TOTAL (000)
R & D	7,006	27,854	471	3,325	38,656
Construction	25,591	1,258	0	0	26,849
Supplies & Equipment	21,677	208,290	2	4,768	234,737
Services	46,612	80,119	395	1,927	129,053
TOTAL	100,886	317,521	868	10,020	429,295

TOP CONTRACTORS PERFORMING IN THIS STATE			
CIVILIAN AGENCIES CONTRACTORS	DOLLARS (000)	DEPARTMENT OF DEFENSE CONTRACTORS	DOLLARS (000)
1. SCIENCE APPLICATIONS INTL CORP	4,038	1. RAYTHEON COMPANY	167,854
2. BROWN UNIV PRV ST RI PLAN	2,627	2. MINE SAFETY APPLS COMPANY	47,705
3. REYNOLDS METALS COMPANY	1,853	3. NORTH AMERICAN MECHANICAL SVCS	10,976
4. INTERNATIONAL PACKAGING CORP	1,406	4. MCLAUGHLIN RESEARCH CORP	8,245
5. P C & J CONTRACTING CO INC	1,324	5. EG&G INC	8,014
6. APPLIED SCIENCE ASSOCIATES	1,015	6. GENERAL MOTORS CORPORATION	7,642
7. LANDAU H & CO	974	7. AQUIDNECK MGT ASSOC LTD	7,521
8. COLFAX INC	958	8. PURVIS SYSTEMS INCORPORATED	7,514
9. COOKSON AMERICA INC	897	9. ROBERT E DERECKTOR INC	7,362
10. COMPUTER SCIENCES CORPORATION	793	10. HARNISCHFEGER CORPORATION	5,897

FEDERAL PROCUREMENT DATA SYSTEM
FEDERAL PROCUREMENT DOLLARS FOR SOUTH CAROLINA
 Fiscal Year 1991 to Date

Population 3,486,703
 Per Capita Procurement 911

Total Procurement By Place of Performance 3,178,393
 Rank Per Capita 15 Last Year 20

TOP FIVE COUNTIES					
NAME OF COUNTY	CIVILIAN AGENCIES		DEPARTMENT OF DEFENSE		TOTAL (000)
	SMALL DIS- ADVANTAGED (000)	OTHER (000)	SMALL DIS- ADVANTAGED (000)	OTHER (000)	
1. AIKEN	3,350	2,064,759	0	6,616	2,074,725
2. CHARLESTON	122	25,823	12,879	246,774	285,598
3. MARION	0	65	0	202,360	202,425
4. RICHLAND	427	24,325	3,110	129,818	157,680
5. BERKELEY	319	4,528	9,355	67,969	82,171

TOP FIVE AGENCIES WITH PLACE OF PERFORMANCE IN THIS STATE (000)	
1. DEPARTMENT OF ENERGY	2,059,460
2. DEPARTMENT OF DEFENSE	950,223
3. DEPARTMENT OF JUSTICE	64,187
4. DEPARTMENT OF VETERANS AFFAIRS	20,797
5. DEPARTMENT OF AGRICULTURE	18,474

TOP FIVE CONTRACTING OFFICES LOCATED IN THIS STATE (000)	
1 ENERGY, SAVANNAH RIVER OPERATION	2,080,766
2 NAVY, SUPPLY CENTER, CHARLESTON	302,273
3 NAVY, COASTAL SYS CTR, CHARLESTON	52,996
4 ARMY, TRAINING CTR CONT DIV, FT JACKSON	31,327
5 USAF, 363 TRW/LGC, SHAW AFB	31,205

TYPE OF PRODUCT OR SERVICE	SMALL BUSINESS (000)	LARGE BUSINESS (000)	STATE & LOCAL GOV'T (000)	NON- PROFIT & OTHER (000)	TOTAL (000)
R & D	1,508	287	1,454	52,924	56,173
Construction	138,067	131,942	0	0	270,009
Supplies & Equipment	75,040	363,346	267	5,851	444,504
Services	170,798	2,216,128	5,566	15,215	2,407,707
TOTAL	385,413	2,711,703	7,287	73,990	3,178,393

TOP CONTRACTORS PERFORMING IN THIS STATE			
CIVILIAN AGENCIES CONTRACTORS	DOLLARS (000)	DEPARTMENT OF DEFENSE CONTRACTORS	DOLLARS (000)
1. WESTINGHOUSE ELECTRIC CORP	1,947,238	1. SOUTHERN PACKAGING & STOR CO	265,117
2. WACKENHUT CORPORATION	63,630	2. SOUTH CAROLINA RES AUTHORITY	50,658
3. HOLZMANN PHILIPP USA	54,822	3. BLUE CROSS BL SHLD SC	39,413
4. HALLIBURTON COMPANY	22,334	4. LOCKHEED CORPORATION	38,481
5. MINACT INC	17,685	5. F N MANUFACTURING INC	29,494
6. STONE & WEBSTER INCORPORATED	16,987	6. DETYENS SHIPYARDS INC	25,757
7. DWG CORPORATION	8,936	7. RUSCON CORPORATION	19,494
8. DETYENS SHIPYARDS INC	8,606	8. WASTE MANAGEMENT INC	16,733
9. AM-PRO PROTECTIVE AGENCY INC	7,229	9. MC KNIGHT CONSTRUCTION CO INC	15,441
10. SCIENCE APPLICATIONS INTL CORP	5,261	10. MILCOM SYSTEMS CORPORATION	15,322

FEDERAL PROCUREMENT DATA SYSTEM
FEDERAL PROCUREMENT DOLLARS FOR SOUTH DAKOTA
 Fiscal Year 1991 to Date

Population 696,004
 Per Capita Procurement 276

Total Procurement By Place of Performance 192,493
 Rank Per Capita 43 Last Year 50

TOP FIVE COUNTIES					
NAME OF COUNTY	CIVILIAN AGENCIES		DEPARTMENT OF DEFENSE		TOTAL (000)
	SMALL DIS- ADVANTAGED (000)	OTHER (000)	SMALL DIS- ADVANTAGED (000)	OTHER (000)	
1. LINCOLN	316	8,686	556	50,857	60,415
2. MEADE	1,767	3,567	5,483	29,507	40,324
3. PENNINGTON	360	16,395	0	9,235	25,990
4. YANKTON	0	752	0	11,136	11,888
5. HUTCHINSON	0	0	0	11,588	11,588

TOP FIVE AGENCIES WITH PLACE OF PERFORMANCE IN THIS STATE (000)	
1. DEPARTMENT OF DEFENSE	124,714
2. DEPARTMENT OF AGRICULTURE	25,001
3. DEPARTMENT OF THE INTERIOR	23,973
4. DEPARTMENT OF VETERANS AFFAIRS	9,298
5. DEPARTMENT OF HEALTH AND HUMAN SERVICES	4,188

TOP FIVE CONTRACTING OFFICES LOCATED IN THIS STATE (000)	
1 USAF, SMW/LGC, ELLSWORTH AFB	26,723
2 INTERIOR/BUR OF INDIAN AFS, ABERDEEN	25,429
3 HHS, INDIAN HEALTH SERVICE, ABERDEEN	8,063
4 VA MED CTR, FT MEADE	4,668
5 ARMY, USP&FO FOR S DAKOTA, RAPID CITY	4,632

TYPE OF PRODUCT OR SERVICE	SMALL BUSINESS (000)	LARGE BUSINESS (000)	STATE & LOCAL GOV'T (000)	NON- PROFIT & OTHER (000)	TOTAL (000)
R & D	390	0	324	60	774
Construction	35,950	13,806	98	0	49,854
Supplies & Equipment	31,404	60,576	48	48	92,076
Services	29,049	10,849	2,537	7,354	49,789
TOTAL	96,793	85,231	3,007	7,462	192,493

TOP CONTRACTORS PERFORMING IN THIS STATE			
CIVILIAN AGENCIES CONTRACTORS	DOLLARS (000)	DEPARTMENT OF DEFENSE CONTRACTORS	DOLLARS (000)
1. GOLDBERGER INC	11,144	1. RAVEN INDUSTRIES INC	43,060
2. TGS TECHNOLOGY INC	9,303	2. FILTERS COMPANY INC	11,588
3. OGLALA SX TRB PN RDG RSRVTN	5,512	3. MARQUARDT TRANSPORTATION INC	9,810
4. EL JAY POULTRY CORP	4,840	4. KIEWIT PETER SONS DE CORP	6,326
5. EARTH OBSERVATION SATELLITE CO	3,807	5. PHELPS INC	3,740
6. CHEYENNE RIVER SIOUX TRIBE	3,568	6. HUNT BUILDING CORPORATION	3,603
7. OGLALA SIOUX TRIBAL PUBLIC	3,563	7. LIFE CONSTRUCTION CO INC	3,421
8. AMERICAN FINANCIAL CORPORATION	2,919	8. BLACK HILLS WORK SP TRINING CTR	3,403
9. CROW CREEK SIOUX TRIBE	2,657	9. AMERICAN FINANCIAL CORPORATION	3,310
10. HORIZONS INC	2,195	10. FARMERS UNION COOP OIL CO	3,092

FEDERAL PROCUREMENT DATA SYSTEM
FEDERAL PROCUREMENT DOLLARS FOR TENNESSEE
 Fiscal Year 1991 to Date

Population 4,877,185
 Per Capita Procurement 972

Total Procurement By Place of Performance 4,742,274
 Rank Per Capita 12 Last Year 18

TOP FIVE COUNTIES					
NAME OF COUNTY	CIVILIAN AGENCIES		DEPARTMENT OF DEFENSE		TOTAL (000)
	SMALL DIS- ADVANTAGED (000)	OTHER (000)	SMALL DIS- ADVANTAGED (000)	OTHER (000)	
1. ANDERSON	50,813	1,788,514	4,278	32,270	1,875,875
2. SHELBY	4,672	51,647	4,567	950,473	1,011,359
3. SULLIVAN	0	747	0	287,307	288,054
4. COFFEE	883	24,120	41	257,781	282,825
5. HAMILTON	1,993	241,213	96	4,889	248,191
TOP FIVE AGENCIES WITH PLACE OF PERFORMANCE IN THIS STATE (000)					
1. DEPARTMENT OF DEFENSE					2,021,436
2. DEPARTMENT OF ENERGY					1,912,383
3. TENNESSEE VALLEY AUTHORITY					587,458
4. DEPARTMENT OF TRANSPORTATION					66,896
5. GENERAL SERVICES ADMINISTRATION					39,018
TOP FIVE CONTRACTING OFFICES LOCATED IN THIS STATE (000)					
1 ENERGY, OAK RIDGE OPERATIONS					2,992,577
2 TENNESSEE VAL AUTH, CHATTANOOGA					2,853,022
3 USAF, AEDC/PKO OPER CONTRACT DIV					179,199
4 USA ENGINEER DISTRICT MEMPHIS					65,837
5 USA ENGINEER DISTRICT NASHVILLE					41,598
TYPE OF PRODUCT OR SERVICE	SMALL BUSINESS (000)	LARGE BUSINESS (000)	STATE & LOCAL GOV'T (000)	NON- PROFIT & OTHER (000)	TOTAL (000)
R & D	20,292	196,199	1,681	15,711	233,883
Construction	51,897	85,551	0	0	137,448
Supplies & Equipment	290,078	817,670	151	14,326	1,122,225
Services	142,911	3,040,052	1,595	64,160	3,248,718
TOTAL	505,178	4,139,472	3,427	94,197	4,742,274
TOP CONTRACTORS PERFORMING IN THIS STATE					
CIVILIAN AGENCIES CONTRACTORS	DOLLARS (000)	DEPARTMENT OF DEFENSE CONTRACTORS	DOLLARS (000)		
1. MARTIN MARIETTA CORPORATION	1,610,902	1. FED EX PAN AM NORTHWEST ET AL	828,163		
2. AMAX COAL COMPANY	183,852	2. RAYTHEON COMPANY	283,750		
3. MORRISON KNUDSEN CORPORATION	109,343	3. MARTIN MARIETTA CORPORATION	91,942		
4. COSTAIN COAL SALES CO	82,368	4. SCHNEIDER HOLDINGS INC	88,214		
5. NUCLEAR FUEL SERVICES INC	77,105	5. STAR FOOD PROCESSING INC	86,933		
6. SA HEALY/LODGIANI JV	51,700	6. EASTMAN KODAK COMPANY	82,502		
7. OAK RIDGE ASSOD UNIVERSITIES	51,631	7. SVERDRUP CORPORATION	48,069		
8. RAYTHEON COMPANY	46,950	8. ARVIN INDUSTRIES INC	43,143		
9. BROWNSTONE HOTEL	19,300	9. ASTRA HOLDINGS CORPORATION	38,297		
10. ASEA BROWN BOVERI INC	18,230	10. TENNESSEE APPAREL CORP	36,914		

FEDERAL PROCUREMENT DATA SYSTEM
FEDERAL PROCUREMENT DOLLARS FOR TEXAS
 Fiscal Year 1991 to Date

Population 16,986,510
 Per Capita Procurement 749

Total Procurement By Place of Performance 12,716,233
 Rank Per Capita 21 Last Year 2

TOP FIVE COUNTIES					
NAME OF COUNTY	CIVILIAN AGENCIES		DEPARTMENT OF DEFENSE		TOTAL (000)
	SMALL DIS- ADVANTAGED (000)	OTHER (000)	SMALL DIS- ADVANTAGED (000)	OTHER (000)	
1. TARRANT	1,610	43,475	6,590	3,769,772	3,821,447
2. COLLIN	10,397	103,335	1,910	2,253,257	2,368,899
3. FORT BEND	30,888	1,281,047	39,797	279,882	1,631,614
4. BEXAR	6,334	59,669	55,716	568,084	689,803
5. DALLAS	1,189	30,277	4,682	360,958	397,106
TOP FIVE AGENCIES WITH PLACE OF PERFORMANCE IN THIS STATE (000)					
1. DEPARTMENT OF DEFENSE					10,160,926
2. NATIONAL AERONAUTICS AND SPACE ADMINISTRATION					1,207,212
3. DEPARTMENT OF ENERGY					614,067
4. GENERAL SERVICES ADMINISTRATION					177,713
5. DEPARTMENT OF AGRICULTURE					144,512
TOP FIVE CONTRACTING OFFICES LOCATED IN THIS STATE (000)					
1 NASA, JOHNSON SPACE CENTER					2,598,969
2 USAF, SA-ALC/LPK (PROPUL CONT), KELLY AFB					692,322
3 USAF, SA-ALC/LDK (AIRCRAFT EQ CONT), KELLY AFB					516,553
4 ENERGY/ SUPER COLLIDER PROJ OFC, DALLAS					368,780
5 USA ENGINEER DISTRICT FORT WORTH					296,540
TYPE OF PRODUCT OR SERVICE	SMALL BUSINESS (000)	LARGE BUSINESS (000)	STATE & LOCAL GOVT (000)	NON- PROFIT & OTHER (000)	TOTAL (000)
R & D	38,943	1,375,458	10,079	460,036	1,884,516
Construction	299,569	341,615	0	373	641,557
Supplies & Equipment	858,710	5,270,278	132	898,087	7,027,207
Services	432,127	2,488,035	34,037	208,754	3,162,953
TOTAL	1,629,349	9,475,386	44,248	1,567,250	12,716,233
TOP CONTRACTORS PERFORMING IN THIS STATE					
CIVILIAN AGENCIES CONTRACTORS	DOLLARS (000)	DEPARTMENT OF DEFENSE CONTRACTORS		DOLLARS (000)	
1. UNIVERSITIES RESEARCH ASSN	367,975	1. GENERAL DYNAMICS CORPORATION		3,017,855	
2. ROCKWELL INTERNATIONAL CORP	344,173	2. TEXAS INSTRUMENTS INCORPORATED		969,868	
3. LOCKHEED CORPORATION	222,536	3. LTV CORPORATION		831,818	
4. MASON COMPANY THE DE	202,442	4. TEXTRON INC		337,973	
5. FORD MOTOR COMPANY	99,165	5. COASTAL CORPORATION		251,705	
6. INTERNATIONAL BUS MCHS CORP	58,133	6. ENGINEERING RESEARCH ASSOC		238,469	
7. COMPUTER SCIENCES CORP	51,552	7. CHRYSLER CORPORATION		217,524	
8. ENGINEERING RESEARCH ASSOC	46,709	8. ROYAL DUTCH SHELL GROUP OF COS		206,661	
9. CAE-LINK CORPORATION	45,331	9. BELL BOEING JV		193,656	
10. TEXAS EDUCATIONAL FOUNDATION	42,216	10. GENERAL MOTORS CORPORATION		150,524	

FEDERAL PROCUREMENT DATA SYSTEM
FEDERAL PROCUREMENT DOLLARS FOR UTAH
 Fiscal Year 1991 to Date

Population 1,722,850
 Per Capita Procurement 812

Total Procurement By Place of Performance 1,399,034
 Rank Per Capita 19 Last Year 29

TOP FIVE COUNTIES					
NAME OF COUNTY	CIVILIAN AGENCIES		DEPARTMENT OF DEFENSE		TOTAL (000)
	SMALL DIS- ADVANTAGED (000)	OTHER (000)	SMALL DIS- ADVANTAGED (000)	OTHER (000)	
1. BOX ELDER	58	438,415	0	142,010	580,483
2. SALT LAKE	3,392	53,793	2,580	226,695	286,460
3. TOOELE	0	1,321	4,578	143,920	149,819
4. DAVIS	400	16,995	40,223	75,105	132,723
5. WEBER	7,429	5,683	7,794	78,494	99,400
TOP FIVE AGENCIES WITH PLACE OF PERFORMANCE IN THIS STATE (000)					
1. DEPARTMENT OF DEFENSE					804,404
2. NATIONAL AERONAUTICS AND SPACE ADMINISTRATION					443,226
3. DEPARTMENT OF THE INTERIOR					53,771
4. DEPARTMENT OF AGRICULTURE					15,653
5. DEPARTMENT OF LABOR					15,153
TOP FIVE CONTRACTING OFFICES LOCATED IN THIS STATE (000)					
1 USAF, ALC/PM (COMMODITIES), HILL AFB					517,112
2 USAF, ALC/PM (AIRCRAFT), HILL AFB					316,529
3 USAF, ALC/PM (ICBM), HILL AFB					206,511
4 INTERIOR/BUR OF RECLAMATION, SALT LAKE					118,461
5 USAF, ALC/PM, HILL AFB					111,433
TYPE OF PRODUCT OR SERVICE	SMALL BUSINESS (000)	LARGE BUSINESS (000)	STATE & LOCAL GOV'T (000)	NON- PROFIT & OTHER (000)	TOTAL (000)
R & D	8,164	-52,876	5,855	47,473	8,616
Construction	78,369	46,448	0	0	124,817
Supplies & Equipment	91,309	921,276	4	7,274	1,019,863
Services	44,993	183,514	3,457	13,774	245,738
TOTAL	222,835	1,098,362	9,316	68,521	1,399,034
TOP CONTRACTORS PERFORMING IN THIS STATE					
CIVILIAN AGENCIES CONTRACTORS	DOLLARS (000)	DEPARTMENT OF DEFENSE CONTRACTORS	DOLLARS (000)		
1. THIOKOL CORPORATION	437,781	1. THIOKOL CORPORATION	138,168		
2. GRANITE CONSTRUCTION COMPANY	21,000	2. EG&G INC	94,752		
3. MANAGEMENT TRAINING CORP	14,806	3. AMOCO CORPORATION	80,383		
4. MORRISON KNUDSEN CORPORATION	12,214	4. HERCULES INCORPORATED	78,898		
5. UNIVERSITY OF UTAH	8,846	5. WILLIAMS INTERNATIONAL CORP	44,477		
6. INTERWEST CONSTRUCTION COMPANY	8,386	6. UTAH STATE UNIVERSITY	42,197		
7. COMPUTER RESOURCE MANAGEMENT	6,717	7. BARRETT REFINING CORPORATION	19,696		
8. ASSOC WESTERN UNIVERSITIES	6,105	8. MORTON INTERNATIONAL INC	17,103		
9. QUALTEC INC	6,000	9. UNISYS CORPORATION	8,517		
10. J T P RADIATION INC	5,196	10. PACIFICORP	8,431		

FEDERAL PROCUREMENT DATA SYSTEM
FEDERAL PROCUREMENT DOLLARS FOR VERMONT
 Fiscal Year 1991 to Date

Population 562,758

Per Capita Procurement 176

Total Procurement By Place of Performance 99,063

Rank Per Capita 51

Last Year 51

TOP FIVE COUNTIES					
NAME OF COUNTY	CIVILIAN AGENCIES		DEPARTMENT OF DEFENSE		TOTAL (000)
	SMALL DIS- ADVANTAGED (000)	OTHER (000)	SMALL DIS- ADVANTAGED (000)	OTHER (000)	
1. CHITTENDEN	0	11,689	0	58,416	70,105
2. ADDISON	3,475	572	0	6,719	10,766
3. WINDHAM	0	4,528	0	174	4,702
4. RUTLAND	0	1,304	0	2,976	4,280
5. FRANKLIN	0	2,153	0	245	2,398
TOP FIVE AGENCIES WITH PLACE OF PERFORMANCE IN THIS STATE (000)					
1. DEPARTMENT OF DEFENSE					73,028
2. GENERAL SERVICES ADMINISTRATION					7,289
3. DEPARTMENT OF LABOR					3,980
4. DEPARTMENT OF HOUSING AND URBAN DEVELOPMENT					3,696
5. DEPARTMENT OF HEALTH AND HUMAN SERVICES					2,835
TOP FIVE CONTRACTING OFFICES LOCATED IN THIS STATE (000)					
1 JUSTICE, IMMIGRATION & NAT SVC, BURLINGTON					3,455
2 VA MED/RO CENTER, WHITE RIVER JCT					1,684
3 NAVY, NROTCU, NORWICH UNIVERSITY					951
4 ARMY, USP&FO FOR VERMONT, COLCHESTER					273
5 GSA, PBS/BURLINGTON FO					249
TYPE OF PRODUCT OR SERVICE	SMALL BUSINESS (000)	LARGE BUSINESS (000)	STATE & LOCAL GOV'T (000)	NON- PROFIT & OTHER (000)	TOTAL (000)
R & D	1,596	6,833	152	312	8,893
Construction	2,446	1,019	0	0	3,465
Supplies & Equipment	12,421	48,338	13	4,998	65,770
Services	11,445	7,129	143	2,218	20,935
TOTAL	27,908	63,319	308	7,528	99,063
TOP CONTRACTORS PERFORMING IN THIS STATE					
CIVILIAN AGENCIES CONTRACTORS	DOLLARS (000)	DEPARTMENT OF DEFENSE CONTRACTORS	DOLLARS (000)		
1. WALKER GOULARD PLEHN CO INC	4,284	1. GENERAL ELECTRIC COMPANY	53,208		
2. MACRO INTERNATIONAL INC	4,196	2. HERCULES INCORPORATED	6,613		
3. MINACT INC	4,004	3. CATAMOUNT GLOVE CORP	1,469		
4. ASSOCIATES IN RURAL DEV	2,300	4. NORWICH UNIVERSITY	1,330		
5. PROMIS INFORMATION SYSTEMS, IN	2,135	5. JOSLYN DEFENSE SYSTEMS INC	1,239		
6. LUCILLE FARM PRODUCTS INC	1,603	6. ARROWSMITH SHELBURNE	1,142		
7. SLOTNIK J COMPANY	1,182	7. THATCHER CHEMICAL CO	827		
8. JOHN A RUSSELL CORPORATION	898	8. BLODGETT G S CO INC THE	698		
9. VERMONT RESEARCH CORPORATION	500	9. VELAN INC	673		
10. NECCO INC	405	10. CONCEPTS ETI INC	478		

FEDERAL PROCUREMENT DATA SYSTEM
FEDERAL PROCUREMENT DOLLARS FOR VIRGINIA
 Fiscal Year 1991 to Date

Population 6,187,358
 Per Capita Procurement 1,669

Total Procurement By Place of Performance 9,793,574
 Rank Per Capita 3 Last Year 3

TOP FIVE COUNTIES					
NAME OF COUNTY	CIVILIAN AGENCIES		DEPARTMENT OF DEFENSE		TOTAL (000)
	SMALL DIS- ADVANTAGED (000)	OTHER (000)	SMALL DIS- ADVANTAGED (000)	OTHER (000)	
1. FAIRFAX	87,444	1,175,438	112,150	2,063,550	3,438,582
2. ARLINGTON	115,351	297,316	128,669	528,638	1,069,974
3. ALEXANDRIA (CITY)	47,516	161,612	58,880	400,054	668,062
4. NORFOLK (CITY)	8,159	26,718	29,261	582,212	646,350
5. WILLIAMSBURG (CITY)	0	688	643	17,727	20,058
TOP FIVE AGENCIES WITH PLACE OF PERFORMANCE IN THIS STATE (000)					
1. DEPARTMENT OF DEFENSE					6,690,524
2. GENERAL SERVICES ADMINISTRATION					597,303
3. NATIONAL AERONAUTICS AND SPACE ADMINISTRATION					410,437
4. DEPARTMENT OF ENERGY					269,623
5. DEPARTMENT OF TRANSPORTATION					196,129
TOP FIVE CONTRACTING OFFICES LOCATED IN THIS STATE (000)					
1 DLA, DEF FUEL SUPPLY CTR, ALEXANDRIA					5,824,623
2 GSA, FSS/AUTOMOTIVE COMMODITY CTR, ARLINGTON					551,361
3 DLA, DEF GENERAL SUPPLY CTR, RICHMOND					533,806
4 USA ENGINEER DIV MIDDLE EAST, WINCHESTER					416,375
5 TRANSPORTATION, MARITIME ADMIN, NORFOLK					378,221
TYPE OF PRODUCT OR SERVICE	SMALL BUSINESS (000)	LARGE BUSINESS (000)	STATE & LOCAL GOV'T (000)	NON- PROFIT & OTHER (000)	TOTAL (000)
R & D	312,590	676,995	7,024	217,378	1,213,987
Construction	356,310	235,850	0	3	592,163
Supplies & Equipment	649,085	1,596,783	80	30,797	2,276,745
Services	1,604,644	3,707,516	5,408	393,111	5,710,679
TOTAL	2,922,629	6,217,144	12,512	641,289	9,793,574
TOP CONTRACTORS PERFORMING IN THIS STATE					
CIVILIAN AGENCIES CONTRACTORS	DOLLARS (000)	DEPARTMENT OF DEFENSE CONTRACTORS		DOLLARS (000)	
1. AMERICAN TELE & TELG COMPANY	349,383	1. WORLD ROSEN KEY AMER ETAL JV		388,552	
2. SIGMON COAL COMPANY INC	154,085	2. TENNECO INC		336,202	
3. GRUMMAN CORPORATION	97,888	3. INTERNATIONAL BUS MCHS INC		270,583	
4. MITRE CORPORATION	85,072	4. GENERAL MOTORS CORPORATION		256,219	
5. SOUTHEASTERN UNIV RESCH ASSN	80,451	5. MITRE CORPORATION		178,131	
6. MC DERMOTT INTERNATIONAL INC	77,141	6. HERCULES INCORPORATED		172,992	
7. BLACK & DECKER CORPORATION	74,984	7. HONEYWELL INC		158,869	
8. UNISYS CORPORATION	73,861	8. NORFOLK SHPBLDING DRYDOCK CORP		140,675	
9. SCIENCE APPLICATIONS INTL CORP	51,046	9. UNISYS CORPORATION		131,586	
10. TRW INC	49,611	10. ITT CORPORATION		123,105	

FEDERAL PROCUREMENT DATA SYSTEM
FEDERAL PROCUREMENT DOLLARS FOR WASHINGTON
 Fiscal Year 1991 to Date

Population 4,866,692
 Per Capita Procurement 708

Total Procurement By Place of Performance 3,445,798
 Rank Per Capita 22 Last Year 14

TOP FIVE COUNTIES					
NAME OF COUNTY	CIVILIAN AGENCIES		DEPARTMENT OF DEFENSE		TOTAL (000)
	SMALL DIS-ADVANTAGED (000)	OTHER (000)	SMALL DIS-ADVANTAGED (000)	OTHER (000)	
1. BENTON	2,369	1,298,544	0	4,349	1,305,262
2. KING	11,168	163,007	4,517	672,115	850,807
3. WHATCOM	4,960	3,462	613	441,844	450,879
4. KITSAP	16	3,314	15,518	212,616	231,464
5. PIERCE	1,124	16,352	34,442	132,700	184,618

TOP FIVE AGENCIES WITH PLACE OF PERFORMANCE IN THIS STATE (000)	
1. DEPARTMENT OF DEFENSE	1,755,244
2. DEPARTMENT OF ENERGY	1,291,395
3. DEPARTMENT OF AGRICULTURE	110,411
4. GENERAL SERVICES ADMINISTRATION	55,335
5. DEPARTMENT OF TRANSPORTATION	38,692

TOP FIVE CONTRACTING OFFICES LOCATED IN THIS STATE (000)	
1 ENERGY, RICHLAND OPERATIONS OFC	1,345,767
2 GSA, FSS/PAINTS & CHEMICAL COMM CTR	149,113
3 USA ENGINEER DISTRICT SEATTLE	109,746
4 NAVY, SUPPLY CENTER PUGET SOUND	92,998
5 USA ENGINEER DISTR WALLA WALLA	62,422

TYPE OF PRODUCT OR SERVICE	SMALL BUSINESS (000)	LARGE BUSINESS (000)	STATE & LOCAL GOV'T (000)	NON-PROFIT & OTHER (000)	TOTAL (000)
R & D	12,343	393,722	7,732	49,939	463,736
Construction	238,516	119,525	54	0	358,095
Supplies & Equipment	145,526	839,795	207	-204,024	781,504
Services	163,205	1,768,157	32,778	-121,677	1,842,463
TOTAL	569,590	3,121,199	40,771	-275,762	3,445,798

TOP CONTRACTORS PERFORMING IN THIS STATE			
CIVILIAN AGENCIES CONTRACTORS	DOLLARS (000)	DEPARTMENT OF DEFENSE CONTRACTORS	DOLLARS (000)
1. WESTINGHOUSE ELECTRIC CORP	971,304	1. BOEING COMPANY THE	499,649
2. BATTELLE MEMORIAL INSTITUTE	310,210	2. ATLANTIC RICHFIELD COMPANY	438,712
3. STRAND INCORPORATED	20,542	3. JOHNSON CONTROLS INC	47,098
4. HOFFMAN CORPORATION	18,911	4. CARTER-WELSH INC	25,109
5. BOEING COMPANY THE	17,325	5. URS CORPORATION	24,855
6. MITSUI SEIKI USA INC	15,644	6. HONEYWELL INC	23,733
7. SLAYDEN CONSTRUCTION INC	12,133	7. FLUKE JOHN MFG CO INC	21,199
8. INDEPENDENT FOOD PROCESSORS	11,939	8. TODD SHIPYARDS CORPORATION	20,921
9. NORTHWEST PACKING COMPANY	10,088	9. WASHINGTON UNIVERSITY OF	19,835
10. ELLIS DON CONSTRUCTION	9,238	10. TIME OIL CO	16,445

FEDERAL PROCUREMENT DATA SYSTEM
FEDERAL PROCUREMENT DOLLARS FOR WEST VIRGINIA
 Fiscal Year 1991 to Date

Population 1,793,477
 Per Capita Procurement 325

Total Procurement By Place of Performance 583,579
 Rank Per Capita 38 Last Year 45

TOP FIVE COUNTIES					
NAME OF COUNTY	CIVILIAN AGENCIES		DEPARTMENT OF DEFENSE		TOTAL (000)
	SMALL DIS- ADVANTAGED (000)	OTHER (000)	SMALL DIS- ADVANTAGED (000)	OTHER (000)	
1. KANAWHA	741	199,097	680	3,472	203,990
2. LOGAN	0	107,402	0	-579	106,823
3. MASON	0	231	0	57,143	57,374
4. MINGO	0	36	6,290	33,828	40,154
5. MONONGALIA	452	27,991	1,532	1,322	31,297

TOP FIVE AGENCIES WITH PLACE OF PERFORMANCE IN THIS STATE (000)	
1. TENNESSEE VALLEY AUTHORITY	284,696
2. DEPARTMENT OF DEFENSE	146,297
3. GENERAL SERVICES ADMINISTRATION	28,592
4. DEPARTMENT OF VETERANS AFFAIRS	27,368
5. DEPARTMENT OF ENERGY	26,150

TOP FIVE CONTRACTING OFFICES LOCATED IN THIS STATE (000)	
1 USA ENGINEER DISTR HUNTINGTON	156,621
2 ENERGY, MORGANTOWN ENERGY CENTER	111,144
3 AGRI, SOIL & CONSERV, MORGANTOWN	14,345
4 ARMY, USP&FO FOR W VIRGINIA, BUCKHANNON	5,880
5 VA MED CTR, MARTINSBURG	5,112

TYPE OF PRODUCT OR SERVICE	SMALL BUSINESS (000)	LARGE BUSINESS (000)	STATE & LOCAL GOVT (000)	NON- PROFIT & OTHER (000)	TOTAL (000)
R & D	9,306	3,552	1,307	3,117	17,282
Construction	35,689	133,386	0	0	169,075
Supplies & Equipment	33,145	272,774	26	953	306,898
Services	26,870	47,759	1,024	14,671	90,324
TOTAL	105,010	457,471	2,357	18,741	583,579

TOP CONTRACTORS PERFORMING IN THIS STATE			
CIVILIAN AGENCIES CONTRACTORS	DOLLARS (000)	DEPARTMENT OF DEFENSE CONTRACTORS	DOLLARS (000)
1. DOFASCO INC	115,256	1. NEWBERG GUST K CNSTR CO	42,799
2. ISLAND CREEK CORPORATION	107,243	2. ASHLAND PETROLEUM	29,088
3. RIVER POINT TERMINALS INC	61,090	3. G L R CONSTRUCTORS JOINT VENTR	26,500
4. EG&G INC	20,704	4. GROVES S J & SONS COMPANY	26,000
5. M A MORTENSON COMPANY	16,635	5. HERCULES INCORPORATED	18,549
6. LANG BROTHERS INC	9,241	6. ISRATEX INC	17,968
7. MANAGEMENT AND TRAINING CORP	8,280	7. SHORT BROTHERS PLC	9,190
8. ALLIED PAPER INC	6,899	8. ENGINEERING & ECONOMICS RES	8,430
9. H M ANGLO-AMERICAN LTD	6,104	9. RUBBER CRAFTERS OF WEST VA	3,879
10. KNOUSE FOODS COOPERATIVE INC	5,129	10. CCI CONSTRUCTION INC	3,747

FEDERAL PROCUREMENT DATA SYSTEM
FEDERAL PROCUREMENT DOLLARS FOR WISCONSIN
 Fiscal Year 1991 to Date

Population 4,891,769
 Per Capita Procurement 282

Total Procurement By Place of Performance 1,379,556
 Rank Per Capita 42 Last Year 31

TOP FIVE COUNTIES					
NAME OF COUNTY	CIVILIAN AGENCIES		DEPARTMENT OF DEFENSE		TOTAL (000)
	SMALL DIS- ADVANTAGED (000)	OTHER (000)	SMALL DIS- ADVANTAGED (000)	OTHER (000)	
1. WINNEBAGO	0	2,027	51	469,132	471,210
2. MILWAUKEE	885	85,124	3,100	104,908	194,017
3. BROWN	62	111,945	0	10,549	122,556
4. WAUKESHA	0	39,354	59	20,239	59,652
5. DANE	54	29,994	27	26,971	57,046

TOP FIVE AGENCIES WITH PLACE OF PERFORMANCE IN THIS STATE (000)	
1. DEPARTMENT OF DEFENSE	958,742
2. DEPARTMENT OF AGRICULTURE	166,371
3. DEPARTMENT OF JUSTICE	62,689
4. DEPARTMENT OF VETERANS AFFAIRS	48,009
5. GENERAL SERVICES ADMINISTRATION	42,259

TOP FIVE CONTRACTING OFFICES LOCATED IN THIS STATE (000)	
1 ARMY, DIR OF CONTRACTING, FT MCCOY	16,520
2 ARMY, USP&FO FOR WISCONSIN, CAMP DOUGLAS	14,177
3 CLEMENT J ZABLOCKI VA MED CTR, MILWAUKEE	8,902
4 AGRI, FOREST SERVICE, RHINELANDER	6,713
5 AGRI, FOREST SERVICE, MILWAUKEE	5,988

TYPE OF PRODUCT OR SERVICE	SMALL BUSINESS (000)	LARGE BUSINESS (000)	STATE & LOCAL GOV'T (000)	NON- PROFIT & OTHER (000)	TOTAL (000)
R & D	2,343	165,543	14,479	4,699	187,064
Construction	34,594	16,444	492	0	51,530
Supplies & Equipment	179,899	609,025	547	227,679	1,017,150
Services	18,304	77,998	19,984	7,526	123,812
TOTAL	235,140	869,010	35,502	239,904	1,379,556

TOP CONTRACTORS PERFORMING IN THIS STATE			
CIVILIAN AGENCIES CONTRACTORS	DOLLARS (000)	DEPARTMENT OF DEFENSE CONTRACTORS	DOLLARS (000)
1. KRUEGER INC	55,655	1. OSHKOSH TRUCK CORPORATION	453,337
2. DEAN FOODS COMPANY	41,346	2. JOHNSON S C & SON INC	38,192
3. CRAY RESEARCH INC	31,694	3. GENERAL ELECTRIC COMPANY	34,616
4. ARCHER DNIELS MIDLAND COMPANY	28,262	4. TRAK INTERNATIONAL INC	27,969
5. GENERAL ELECTRIC COMPANY	22,270	5. MSM SECURITY & PATROL SERVICE	20,897
6. UNIVERSITY OF WISCONSIN SYSTEM	16,336	6. O R C INDUSTRIES INC	20,487
7. BEATRICE COMPANY	14,380	7. OLIN CORPORATION	19,045
8. ASSOCIATED MILK PRODUCERS	12,288	8. ASTRA HOLDINGS CORPORATION	17,680
9. LEVEL VALLEY DAIRY	11,077	9. AQUA-CHEM INC	17,294
10. FORT HOWARD CORPORATION	10,776	10. NETTER INTERNATIONAL LTD	17,174

FEDERAL PROCUREMENT DATA SYSTEM
FEDERAL PROCUREMENT DOLLARS FOR WYOMING
 Fiscal Year 1991 to Date

Population 453,588
 Per Capita Procurement 275

Total Procurement By Place of Performance 124,508
 Rank Per Capita 44 Last Year 48

TOP FIVE COUNTIES					
NAME OF COUNTY	CIVILIAN AGENCIES		DEPARTMENT OF DEFENSE		TOTAL (000)
	SMALL DIS- ADVANTAGED (000)	OTHER (000)	SMALL DIS- ADVANTAGED (000)	OTHER (000)	
1. LARAMIE	64	5,815	3,208	23,829	32,916
2. NATRONA	21	20,843	0	7,458	28,322
3. WESTON	0	114	0	27,311	27,425
4. PARK	188	9,455	0	240	9,883
5. JOHNSON	0	6,715	0	0	6,715

TOP FIVE AGENCIES WITH PLACE OF PERFORMANCE IN THIS STATE (000)	
1. DEPARTMENT OF DEFENSE	63,765
2. DEPARTMENT OF ENERGY	26,574
3. DEPARTMENT OF THE INTERIOR	18,633
4. DEPARTMENT OF TRANSPORTATION	7,817
5. DEPARTMENT OF AGRICULTURE	3,444

TOP FIVE CONTRACTING OFFICES LOCATED IN THIS STATE (000)	
1 USAF, SMW/LGC, WARREN AFB	22,150
2 VA MED/RO CENTER, CHEYENNE	1,654
3 INTERIOR/BUR OF LAND MGMT, CHEYENNE	958
4 INTERIOR/YELLOWSTONE NATIONAL PARK	720
5 ARMY, USP&FO FOR WYOMING, CHEYENNE	596

TYPE OF PRODUCT OR SERVICE	SMALL BUSINESS (000)	LARGE BUSINESS (000)	STATE & LOCAL GOV'T (000)	NON- PROFIT & OTHER (000)	TOTAL (000)
R & D	0	0	27	1,262	1,289
Construction	33,216	13,656	0	0	46,872
Supplies & Equipment	32,505	7,321	111	0	39,937
Services	10,609	23,233	1,173	1,395	36,410
TOTAL	76,330	44,210	1,311	2,657	124,508

TOP CONTRACTORS PERFORMING IN THIS STATE			
CIVILIAN AGENCIES CONTRACTORS	DOLLARS (000)	DEPARTMENT OF DEFENSE CONTRACTORS	DOLLARS (000)
1. JOHN BROWN E & C INC	17,425	1. HERMES CONSOLIDATED INC	27,110
2. JIM'S WATER SERVICE INC	6,453	2. SINCLAIR OIL CORP	6,767
3. JAMES E SIMON CO INC	3,914	3. BOWMAN JOHN INC	4,562
4. H-K CONTRACTORS INC	3,013	4. AMF WYOTT INC	3,523
5. ASI-MOLTZ-TEZAK	2,917	5. GROWLING BEAR COMPANY	1,804
6. ADDISON CONSTRUCTION COMPANY	2,663	6. MECHANICAL SYSTEMS INC	1,798
7. BRINK ELECTRIC CNSTR CO	1,704	7. SPECIAL RESOURCE MANAGEMENT	1,396
8. PACIFICORP	1,242	8. KLOEFKORN-BALLARD CONSTR	1,290
9. UNIVERSITY OF WYOMING RESEARCH	1,175	9. COUGHLIN CONSTRUCTION COMPANY	912
10. S E INCORPORATED	1,018	10. RURAL ELECTRIC CO	820

SECTION III

AGENCY VIEWS

FEDERAL PROCUREMENT DATA SYSTEM
TOTAL FEDERAL SNAPSHOT REPORT - SF281
 Actions Reported in Summary on SF281
 Fiscal Year 1991 Through Fourth Quarter

PART I - PRIME CONTRACTS							
	PROCUREMENT METHODS	Number of Actions (a)	NET DOLLAR AMOUNTS (000)				
			Small Business Concerns (b)	Large Business Concerns (c)	Domestic Outside U.S./ Foreign (d)	Other Entities (e)	Total Dollars (f)
NEW AWARDS AND MODIFICATIONS	1. Tariff or Regulated Acquisitions	762,380					363,734
	2. Contracts for Foreign Government or International Organization	65,195					113,443
	3. Small Purchases	11,187,464	7,366,847	2,371,624	482,018	127,850	10,344,783
	4. Delivery Orders - GSA Schedules Only	1,155,183	982,105	1,287,184	45,835	8,085	2,323,209
	5. Delivery Orders - Other Federal Schedules	624,438	201,465	680,835	9,706	13,799	905,835
	6. Delivery Orders - All Other	2,754,959	1,167,705	2,170,419	272,819	66,092	3,677,035
	7. Other Procurement Methods	3,156,604	1,095,420	1,901,528	222,061	139,772	3,358,801
	8. TOTAL NEW AWARDS AND MODIFICATIONS	19,714,671	10,813,573	8,408,024	1,032,459	355,598	21,068,837
COMPETITION	9. Competed	8,118,559	7,003,030	3,892,126	760,250	75,854	11,733,402
	10. Not Competed	2,073,771	1,217,541	925,806	66,898	67,438	2,278,974
	11. Not Available for Competition	9,521,824	2,592,992	3,590,072	205,311	212,506	7,066,591
MODIFICATIONS	12. TOTAL MODIFICATIONS (Excluding Line 3)	447,951					660,788

PART II - SELECTED SOCIOECONOMIC STATISTICS (Includes both new awards and modifications)					
PREFERENCE PROGRAMS			TYPE OF CONTRACTOR		
CATEGORY	Number of Actions (a)	Total net Dollars (b)	CATEGORY	Number of Actions (a)	Total net Dollars (b)
13. Small Business - Small Purchase Set-Aside	7,042,944	5,604,653	18. Small Disadvantaged Business	405,785	484,786
14. Small Business Set-Aside	748,562	790,722	19. Woman-Owned Small Business	580,182	643,629
15. Labor Surplus Area Set-Aside	276,520	226,182	20. Sheltered Workshop	24,170	97,695
16. Combined Labor Surplus/ Small Business Set-Aside	158,122	144,127			
17. 8(a) Awards	37,198	78,237			

TOTAL FEDERAL SNAPSHOT REPORT - SF279
 Actions Reported Individually on SF279
 Fiscal Year 1991 Through Fourth Quarter

	Actions	Dollars (000)
TOTAL	437,637	189,602,220
CICA APPLICABILITY		
Pre-CICA	10,233	18,380,239
CICA Awards	394,348	161,280,099
Small Purchases	22,143	154,080
Subject to Statute other than CICA	5,393	705,680
KIND OF CONTRACT ACTION		
Initial Letter Contract	1,603	2,662,107
Def. Contract Superseding Letter	989	1,507,760
New Definitive Contract	86,243	52,327,708
Small Purchase Procedure	21,078	134,246
Order Under IDC	124,675	20,017,990
Order Under BOA	26,652	5,562,335
Order /Mod Under GSA Schedule	21,805	1,433,049
Order/Mod Under VA or OPM Schedule	1,721	91,544
Modifications	150,148	107,064,623
Termination for Default	534	-320,687
Termination for Convenience	2,209	-878,455
SYNOPSIS OF PROCUREMENT PRIOR TO AWARD		
Synopsized Prior to Award	270,635	128,583,070
Not Synopsized Due to Urgency	16,731	7,894,191
Not Synopsized for Other Reason	144,749	44,042,847

FEDERAL PROCUREMENT DATA SYSTEM
TOTAL FEDERAL SNAPSHOT REPORT - SF279
 Actions Reported Individually on SF279
 Fiscal Year 1991 Through Fourth Quarter

SOLICITATION PROCEDURE	Actions	Dollars (000)
Full and Open Competition - Sealed Bid	63,347	16,748,300
Full and Open Competition - Comp Proposal	129,457	58,363,874
Full and Open Competition - Combination	1,229	551,148
Architect Engineer	13,679	1,635,414
Basic Research	3,671	933,955
Multiple Award Schedule	17,683	1,569,780
Alternate Source/Reduced Cost	82	128,178
Alternate Source/Mobilization	517	2,814,579
Alternate Source/Eng R & D	36	35,680
Set-aside	46,832	6,894,820
Other than Full and Open Competition	117,813	71,804,413
FULL AND OPEN COMPETITION WITH ONLY ONE BIDDER/OFFERER	31,566	9,498,724
AUTHORITY FOR OTHER THAN FULL AND OPEN COMPETITION		
Only One Source	50,225	43,783,777
- Follow-on Contract	4,080	10,221,831
- Utilities (Regulated & Telecommunications)	5,665	1,142,328
Unusual & Compelling Urgency	17,748	8,733,707
Mobilization/Essential R&D	6,952	11,215,564
International Agreement	45	32,749
Authorized by Statute	32,858	4,673,626
Authorized Resale	6,656	899,948
National Security	3,295	2,262,503
Public Interest	34	22,539
EXTENT COMPETED		
Competed	319,057	111,459,518
Not Available for Competition	57,131	14,020,784
Follow-on to Competed Action	6,172	14,237,634
Not Competed	49,755	40,802,172
TYPE OF CONTRACT		
Fixed Price	350,046	116,861,679
Cost Reimbursement	62,065	59,737,952
Time and Material	15,148	3,185,575
Labor Hour	4,856	754,902
TYPE OF CONTRACTOR		
Small Disadvantaged Business	37,572	6,486,289
Other Small Business	169,682	23,089,061
Large Business	187,610	131,852,865
Sheltered Workshops	2,343	341,198
Educational & Nonprofit	11,204	7,582,404
State & Local Government	7,139	3,515,894
Foreign Contractor	13,174	5,943,280
Domestic Contractor Performing Outside US	3,391	2,657,108
WOMAN-OWNED SMALL BUSINESS	14,479	1,785,186
PREFERENCE PROGRAMS		
Directed to Sheltered Workshop	2,206	315,627
8 (a) Program	20,796	3,841,651
Combined LSA/SB Set-aside	4,118	216,131
Small Business Set-aside	41,388	5,998,992
Labor Surplus Area Set-aside	4,474	2,918,959
Tie Bid Preference	53	18,004
Buy Indian/Self Determination Act	3,701	440,812
No Preference Program or Not Listed	355,389	166,769,932
SUBJECT TO LABOR STATUTES		
Walsh Healy Act - Manufacturer	115,992	83,586,566
Walsh Healy Act - Dealer	25,686	6,010,187
Service Contract Act	72,213	16,647,693
Devis Bacon Act	66,973	11,645,971
Not Subject to Above Acts	151,271	62,629,691
PRODUCT OR SERVICE		
Supplies & Equipment	121,000	81,776,887
ADP Equipment, Purchase and Lease	24,603	3,627,860
Research & Development	34,442	27,936,738
Construction	74,591	13,513,448
Architect & Engineering	18,045	2,926,334
Real Property, Purchase & Lease, or Maintenance	15,247	1,266,716
ADP Services (includes Installation & Maintenance)	19,256	4,501,674
Other Services	130,453	54,052,563

FEDERAL PROCUREMENT DATA SYSTEM
EXECUTIVE OFFICE OF THE PRESIDENT
 Actions Reported in Summary on SF281
 Fiscal Year 1991 Through Fourth Quarter

PART I - PRIME CONTRACTS							
	PROCUREMENT METHODS	Number of Actions (a)	NET DOLLAR AMOUNTS (000)				Total Dollars (f)
			Small Business Concerns (b)	Large Business Concerns (c)	Domestic Outside U.S./ Foreign (d)	Other Entities (e)	
NEW AWARDS AND MODIFICATIONS	1. Tariff or Regulated Acquisitions	0					0
	2. Contracts for Foreign Government or International Organization	0					0
	3. Small Purchases	1,782	3,389	840	0	0	4,229
	4. Delivery Orders - GSA Schedules Only	449	1,081	1,074	0	0	2,155
	5. Delivery Orders - Other Federal Schedules	834	1,848	808	0	0	2,454
	6. Delivery Orders - All Other	0	0	0	0	0	0
	7. Other Procurement Methods	0	0	0	0	0	0
	8. TOTAL NEW AWARDS AND MODIFICATIONS	3,075	6,318	2,520	0	0	8,838
COMPETITION	9. Competed	105	600	51	0	0	651
	10. Not Competed	1,409	2,705	700	0	0	3,405
	11. Not Available for Competition	1,581	3,013	1,789	0	0	4,782
MODIFICATIONS	12. TOTAL MODIFICATIONS (Excluding Line 3)	0					0

PART II - SELECTED SOCIOECONOMIC STATISTICS (Includes both new awards and modifications)					
PREFERENCE PROGRAMS			TYPE OF CONTRACTOR		
CATEGORY	Number of Actions (a)	Total net Dollars (b)	CATEGORY	Number of Actions (a)	Total net Dollars (b)
13. Small Business - Small Purchase Set-Aside	914	2,898	18. Small Disadvantaged Business	0	0
14. Small Business Set-Aside	0	0	19. Women-Owned Small Business	80	279
15. Labor Surplus Area Set-Aside	0	0	20. Sheltered Workshop	0	0
16. Combined Labor Surplus/ Small Business Set-Aside	0	0			
17. 8(a) Awards	0	0			

EXECUTIVE OFFICE OF THE PRESIDENT
 Actions Reported Individually on SF279
 Fiscal Year 1991 Through Fourth Quarter

	Actions	Dollars (000)
TOTAL	116	18,284
CICA APPLICABILITY		
Pre-CICA	0	0
CICA Awards	116	15,725
Small Purchases	0	0
Subject to Statute other than CICA	2	559
KIND OF CONTRACT ACTION		
Initial Letter Contract	1	298
Def. Contract Superseding Letter	1	34
New Definitive Contract	10	3,114
Small Purchase Procedure	0	0
Order Under IDC	2	531
Order Under BOA	0	0
Order /Mod Under GSA Schedule	43	2,471
Order/Mod Under VA or OPM Schedule	0	0
Modifications	61	9,838
Termination for Default	0	0
Termination for Convenience	0	0
SYNOPSIS OF PROCUREMENT PRIOR TO AWARD		
Synopsized Prior to Award	19	3,786
Not Synopsized Due to Urgency	9	781
Not Synopsized for Other Reason	90	11,717

FEDERAL PROCUREMENT DATA SYSTEM
EXECUTIVE OFFICE OF THE PRESIDENT
 Actions Reported Individually on SF279
 Fiscal Year 1991 Through Fourth Quarter

	Actions	Dollars (000)
SOLICITATION PROCEDURE		
Full and Open Competition - Sealed Bid	0	0
Full and Open Competition - Comp Proposal	25	6,787
Full and Open Competition - Combination	0	0
Architect Engineer	1	71
Basic Research	0	0
Multiple Award Schedule	37	2,234
Alternate Source/Reduced Cost	1	82
Alternate Source/Mobilization	0	0
Alternate Source/Eng R & D	0	0
Set-aside	0	0
Other than Full and Open Competition	52	6,551
FULL AND OPEN COMPETITION WITH ONLY ONE BIDDER/OFFERER	12	4,126
AUTHORITY FOR OTHER THAN FULL AND OPEN COMPETITION		
Only One Source	38	4,002
- Follow-on Contract	4	1,377
- Utilities (Regulated & Telecommunications)	0	0
Unusual & Compelling Urgency	9	781
Mobilization/Essential R&D	0	0
International Agreement	0	0
Authorized by Statute	5	1,768
Authorized Resale	0	0
National Security	0	0
Public Interest	0	0
EXTENT COMPETED		
Competed	67	9,298
Not Available for Competition	14	3,244
Follow-on to Competed Action	3	253
Not Competed	34	3,489
TYPE OF CONTRACT		
Fixed Price	99	9,798
Cost Reimbursement	8	4,459
Time and Material	0	0
Labor Hour	11	2,027
TYPE OF CONTRACTOR		
Small Disadvantaged Business	5	1,768
Other Small Business	47	3,458
Large Business	62	10,403
Sheltered Workshops	0	0
Educational & Nonprofit	0	0
State & Local Government	3	628
Foreign Contractor	0	0
Domestic Contractor Performing Outside US	1	27
WOMAN-OWNED SMALL BUSINESS	0	0
PREFERENCE PROGRAMS		
Directed to Sheltered Workshop	0	0
8 (a) Program	5	1,768
Combined LSA/SB Set-aside	0	0
Small Business Set-aside	0	0
Labor Surplus Area Set-aside	0	0
Tie Bid Preference	0	0
Buy Indian/Self Determination Act	0	0
No Preference Program or Not Listed	113	14,516
SUBJECT TO LABOR STATUTES		
Walsh Healy Act - Manufacturer	50	5,254
Walsh Healy Act - Dealer	23	2,369
Service Contract Act	34	6,991
Devis Bacon Act	1	71
Not Subject to Above Acts	10	1,599
PRODUCT OR SERVICE		
Supplies & Equipment	9	350
ADP Equipment, Purchase and Lease	59	6,499
Research & Development	0	0
Construction	1	58
Architect & Engineering	1	71
Real Property, Purchase & Lease, or Maintenance	2	65
ADP Services (includes Installation & Maintenance)	31	3,842
Other Services	15	5,399

FEDERAL PROCUREMENT DATA SYSTEM
DEPARTMENT OF AGRICULTURE
 Actions Reported in Summary on SF281
 Fiscal Year 1991 Through Fourth Quarter

PART I - PRIME CONTRACTS							
	PROCUREMENT METHODS	Number of Actions (a)	NET DOLLAR AMOUNTS (000)				Total Dollars (f)
			Small Business Concerns (b)	Large Business Concerns (c)	Domestic Outside U.S./ Foreign (d)	Other Entities (e)	
NEW AWARDS AND MODIFICATIONS	1. Tariff or Regulated Acquisitions	520,714					100,578
	2. Contracts for Foreign Government or International Organization	282					535
	3. Small Purchases	822,515	449,581	50,814	1,532	10,532	512,456
	4. Delivery Orders - GSA Schedules Only	108,258	57,077	77,951	79	415	135,522
	5. Delivery Orders - Other Federal Schedules	12,422	8,307	24,538	567	252	33,684
	6. Delivery Orders - All Other	10,283	7,802	8,208	14	555	16,579
	7. Other Procurement Methods	66,432	32,002	43,311	139	10,239	85,691
	8. TOTAL NEW AWARDS AND MODIFICATIONS	1,538,904	554,769	204,822	2,331	21,993	885,026
COMPETITION	9. Competed	380,377	390,655	165,630	1,115	3,188	560,588
	10. Not Competed	294,900	92,056	22,915	746	9,237	124,954
	11. Not Available for Competition	863,727	72,058	16,277	470	9,568	199,486
MODIFICATIONS	12. TOTAL MODIFICATIONS (Excluding Line 3)	65,025					38,322

PART II - SELECTED SOCIOECONOMIC STATISTICS (Includes both new awards and modifications)					
PREFERENCE PROGRAMS			TYPE OF CONTRACTOR		
CATEGORY	Number of Actions (a)	Total net Dollars (b)	CATEGORY	Number of Actions (a)	Total net Dollars (b)
13. Small Business - Small Purchase Set-Aside	448,465	190,155	18. Small Disadvantaged Business	11,909	11,642
14. Small Business Set-Aside	29,487	39,246	19. Woman-Owned Small Business	26,417	29,607
15. Labor Surplus Area Set-Aside	10,380	8,974	20. Sheltered Workshop	540	723
16. Combined Labor Surplus/ Small Business Set-Aside	17,918	18,067			
17. 8(a) Awards	1,042	2,653			

DEPARTMENT OF AGRICULTURE
 Actions Reported Individually on SF279
 Fiscal Year 1991 Through Fourth Quarter

	Actions	Dollars (000)
TOTAL	19,000	2,480,123
CICA APPLICABILITY		
Pre-CICA	185	7,347
CICA Awards	12,701	2,400,481
Small Purchases	5,909	55,555
Subject to Statute other than CICA	225	16,740
KIND OF CONTRACT ACTION		
Initial Letter Contract	185	13,854
Def. Contract Superseding Letter	18	2,660
New Definitive Contract	7,231	2,143,754
Small Purchase Procedure	5,222	36,640
Order Under IDC	1,504	55,395
Order Under BOA	38	1,864
Order /Mod Under GSA Schedule	326	19,465
Order/Mod Under VA or OPM Schedule	4	177
Modifications	4,420	206,950
Termination for Default	30	-578
Termination for Convenience	22	-58
SYNOPSIS OF PROCUREMENT PRIOR TO AWARD		
Synopsized Prior to Award	7,197	633,808
Not Synopsized Due to Urgency	184	18,461
Not Synopsized for Other Reason	11,619	1,827,854

FEDERAL PROCUREMENT DATA SYSTEM
DEPARTMENT OF AGRICULTURE
 Actions Reported Individually on SF279
 Fiscal Year 1991 Through Fourth Quarter

	Actions	Dollars (000)
SOLICITATION PROCEDURE		
Full and Open Competition - Sealed Bid	6,392	1,908,801
Full and Open Competition - Comp Proposal	2,278	230,852
Full and Open Competition - Combination	39	1,151
Architect Engineer	563	21,601
Basic Research	0	0
Multiple Award Schedule	256	15,729
Alternate Source/Reduced Cost	0	0
Alternate Source/Mobilization	1	3
Alternate Source/Eng R & D	0	0
Set-aside	1,997	121,036
Other than Full and Open Competition	1,175	101,508
FULL AND OPEN COMPETITION WITH ONLY ONE BIDDER/OFFERER	778	69,885
AUTHORITY FOR OTHER THAN FULL AND OPEN COMPETITION		
Only One Source	309	19,353
- Follow-on Contract	35	2,064
- Utilities (Regulated & Telecommunications)	2	82
Unusual & Compelling Urgency	236	22,630
Mobilization/Essential R&D	2	141
International Agreement	0	0
Authorized by Statute	627	59,339
Authorized Resale	1	45
National Security	0	0
Public Interest	0	0
EXTENT COMPETED		
Competed	17,381	2,382,522
Not Available for Competition	945	75,307
Follow-on to Competed Action	51	1,558
Not Competed	623	20,736
TYPE OF CONTRACT		
Fixed Price	18,756	2,440,343
Cost Reimbursement	196	36,448
Time and Material	18	1,496
Labor Hour	26	1,836
TYPE OF CONTRACTOR		
Small Disadvantaged Business	1,664	118,276
Other Small Business	13,829	1,037,961
Large Business	3,305	1,298,489
Sheltered Workshops	23	1,217
Educational & Nonprofit	93	18,437
State & Local Government	76	4,973
Foreign Contractor	10	790
Domestic Contractor Performing Outside US	0	0
WOMAN-OWNED SMALL BUSINESS	960	51,510
PREFERENCE PROGRAMS		
Directed to Sheltered Workshop	20	1,205
8 (a) Program	762	76,252
Combined LSA/SB Set-aside	2,701	111,603
Small Business Set-aside	2,402	179,967
Labor Surplus Area Set-aside	1,221	108,441
Tie Bid Preference	10	394
Buy Indian/Self Determination Act	1	502
No Preference Program or Not Listed	11,883	2,001,759
SUBJECT TO LABOR STATUTES		
Walsh Healy Act - Manufacturer	715	99,445
Walsh Healy Act - Dealer	579	34,025
Service Contract Act	4,812	314,111
Devis Bacon Act	7,585	314,262
Not Subject to Above Acts	5,309	1,718,280
PRODUCT OR SERVICE		
Supplies & Equipment	3,330	1,694,737
ADP Equipment, Purchase and Lease	867	45,965
Research & Development	15	1,967
Construction	8,330	314,892
Architect & Engineering	735	26,361
Real Property, Purchase & Lease, or Maintenance	663	29,128
ADP Services (Includes Installation & Maintenance)	422	76,055
Other Services	4,638	289,018

**FEDERAL PROCUREMENT DATA SYSTEM
DEPARTMENT OF COMMERCE
Actions Reported in Summary on SF281
Fiscal Year 1991 Through Fourth Quarter**

PART I - PRIME CONTRACTS							
	PROCUREMENT METHODS	Number of Actions (a)	NET DOLLAR AMOUNTS (000)				Total Dollars (f)
			Small Business Concerns (b)	Large Business Concerns (c)	Domestic Outside U.S./ Foreign (d)	Other Entities (e)	
NEW AWARDS AND MODIFICATIONS	1. Tariff or Regulated Acquisitions	99					113
	2. Contracts for Foreign Government or International Organization	26					26
	3. Small Purchases	64,224	51,637	14,933	648	2,977	70,195
	4. Delivery Orders - GSA Schedules Only	12,200	8,766	14,547	37	22	23,372
	5. Delivery Orders - Other Federal Schedules	247	424	100	0	5	529
	6. Delivery Orders - All Other	1,363	1,212	312	0	116	1,640
	7. Other Procurement Methods	1,150	653	840	3	198	1,694
	8. TOTAL NEW AWARDS AND MODIFICATIONS	78,329	62,692	30,732	688	3,318	97,571
COMPETITION	9. Competed	24,795	36,265	17,220	161	404	54,050
	10. Not Competed	12,222	13,209	10,538	388	1,736	25,871
	11. Not Available for Competition	42,312	13,218	2,974	139	1,178	17,650
MODIFICATIONS	12. TOTAL MODIFICATIONS (Excluding Line 3)	5,375					833

PART II - SELECTED SOCIOECONOMIC STATISTICS (Includes both new awards and modifications)					
PREFERENCE PROGRAMS			TYPE OF CONTRACTOR		
CATEGORY	Number of Actions (a)	Total net Dollars (b)	CATEGORY	Number of Actions (a)	Total net Dollars (b)
13. Small Business - Small Purchase Set-Aside	25,311	25,352	18. Small Disadvantaged Business	1,436	2,054
14. Small Business Set-Aside	63	44	19. Woman-Owned Small Business	2,472	2,582
15. Labor Surplus Area Set-Aside	158	201	20. Sheltered Workshop	43	18
16. Combined Labor Surplus/ Small Business Set-Aside	384	139			
17. 8(a) Awards	81	315			

**DEPARTMENT OF COMMERCE
Actions Reported Individually on SF279
Fiscal Year 1991 Through Fourth Quarter**

	Actions	Dollars (000)
TOTAL	2,171	434,862
CICA APPLICABILITY		
Pre-CICA	56	130,472
CICA Awards	2,113	304,354
Small Purchases	0	0
Subject to Statute other than CICA	0	0
KIND OF CONTRACT ACTION		
Initial Letter Contract	16	2,858
Def. Contract Superseding Letter	1	228
New Definitive Contract	367	78,441
Small Purchase Procedure	0	0
Order Under IDC	195	36,333
Order Under BOA	7	2,145
Order /Mod Under GSA Schedule	284	15,484
Order/Mod Under VA or OPM Schedule	0	0
Modifications	1,301	301,575
Termination for Default	0	0
Termination for Convenience	0	0
SYNOPSIS OF PROCUREMENT PRIOR TO AWARD		
Synopsized Prior to Award	681	133,048
Not Synopsized Due to Urgency	52	3,834
Not Synopsized for Other Reason	1,436	297,944

FEDERAL PROCUREMENT DATA SYSTEM
DEPARTMENT OF COMMERCE
 Actions Reported Individually on SF279
 Fiscal Year 1991 Through Fourth Quarter

SOLICITATION PROCEDURE	Actions	Dollars (000)
Full and Open Competition - Sealed Bid	287	17,088
Full and Open Competition - Comp Proposal	740	181,968
Full and Open Competition - Combination	9	1,804
Architect Engineer	27	12,913
Basic Research	0	0
Multiple Award Schedule	231	12,504
Alternate Source/Reduced Cost	0	0
Alternate Source/Mobilization	0	0
Alternate Source/Eng R & D	0	0
Set-aside	226	12,044
Other than Full and Open Competition	593	66,033
FULL AND OPEN COMPETITION WITH ONLY ONE BIDDER/OFFERER	196	33,205
AUTHORITY FOR OTHER THAN FULL AND OPEN COMPETITION		
Only One Source	272	30,609
- Follow-on Contract	30	3,657
- Utilities (Regulated & Telecommunications)	7	1,390
Unusual & Compelling Urgency	87	7,870
Mobilization/Essential R&D	3	891
International Agreement	0	0
Authorized by Statute	231	26,663
Authorized Resale	0	0
National Security	0	0
Public Interest	0	0
EXTENT COMPETED		
Competed	1,614	364,056
Not Available for Competition	331	36,395
Follow-on to Competed Action	23	3,805
Not Competed	201	26,570
TYPE OF CONTRACT		
Fixed Price	1,808	321,888
Cost Reimbursement	256	104,970
Time and Material	60	4,198
Labor Hour	45	3,770
TYPE OF CONTRACTOR		
Small Disadvantaged Business	285	32,370
Other Small Business	911	64,251
Large Business	785	313,417
Sheltered Workshops	0	0
Educational & Nonprofit	68	13,412
State & Local Government	72	5,403
Foreign Contractor	37	5,212
Domestic Contractor Performing Outside US	11	761
WOMAN-OWNED SMALL BUSINESS	137	10,766
PREFERENCE PROGRAMS		
Directed to Sheltered Workshop	0	0
8 (a) Program	213	24,185
Combined LSA/SB Set-aside	6	559
Small Business Set-aside	439	20,787
Labor Surplus Area Set-aside	4	601
Tie Bid Preference	0	0
Buy Indian/Self Determination Act	0	0
No Preference Program or Not Listed	1,507	388,694
SUBJECT TO LABOR STATUTES		
Walsh Healy Act - Manufacturer	619	196,366
Walsh Healy Act - Dealer	193	17,827
Service Contract Act	633	101,139
Davis Bacon Act	106	5,748
Not Subject to Above Acts	618	113,744
PRODUCT OR SERVICE		
Supplies & Equipment	504	196,049
ADP Equipment, Purchase and Lease	288	43,349
Research & Development	72	6,259
Construction	97	5,532
Architect & Engineering	36	13,254
Real Property, Purchase & Lease, or Maintenance	26	1,352
ADP Services (includes Installation & Maintenance)	265	67,873
Other Services	883	101,394

FEDERAL PROCUREMENT DATA SYSTEM
DEPARTMENT OF DEFENSE
 Actions Reported in Summary on SF281
 Fiscal Year 1991 Through Fourth Quarter

PART I - PRIME CONTRACTS							
	PROCUREMENT METHODS	Number of Actions (a)	NET DOLLAR AMOUNTS (000)				
			Small Business Concerns (b)	Large Business Concerns (c)	Domestic Outside U.S./ Foreign (d)	Other Entities (e)	Total Dollars (f)
NEW AWARDS AND MODIFICATIONS	1. Tariff or Regulated Acquisitions	173,283				205,167	
	2. Contracts for Foreign Government or International Organization	48,636				109,688	
	3. Small Purchases	5,899,060	4,610,688	1,321,289	441,750	37,737	6,411,464
	4. Delivery Orders - GSA Schedules Only	501,549	517,486	646,764	44,302	3,241	1,211,793
	5. Delivery Orders - Other Federal Schedules	159,134	65,353	163,100	8,308	6,425	243,186
	6. Delivery Orders - All Other	2,457,010	783,978	1,864,765	271,514	58,154	2,978,411
	7. Other Procurement Methods	2,805,332	960,681	1,808,979	218,376	29,856	3,017,892
	8. TOTAL NEW AWARDS AND MODIFICATIONS	12,044,004	6,936,186	5,604,697	964,250	135,413	14,177,601
COMPETITION	9. Competed	5,631,425	4,847,520	2,314,425	740,279	52,829	7,955,053
	10. Not Competed	593,151	469,164	508,648	53,793	15,438	1,047,043
	11. Not Available for Competition	5,819,428	1,621,502	2,981,824	190,178	67,146	5,175,505
MODIFICATIONS	12. TOTAL MODIFICATIONS (Excluding Line 3)	234,478					475,013

PART II - SELECTED SOCIOECONOMIC STATISTICS (Includes both new awards and modifications)					
PREFERENCE PROGRAMS			TYPE OF CONTRACTOR		
CATEGORY	Number of Actions (a)	Total net Dollars (b)	CATEGORY	Number of Actions (a)	Total net Dollars (b)
13. Small Business - Small Purchase Set-Aside	4,164,717	3,944,958	18. Small Disadvantaged Business	295,871	303,173
14. Small Business Set-Aside	543,918	484,282	19. Women-Owned Small Business	405,807	406,401
15. Labor Surplus Area Set-Aside	6,043	8,589	20. Sheltered Workshop	2,664	7,001
16. Combined Labor Surplus/ Small Business Set-Aside	1,344	2,351			
17. 8(a) Awards	24,835	56,023			

DEPARTMENT OF DEFENSE
 Actions Reported Individually on SF279
 Fiscal Year 1991 Through Fourth Quarter

	Actions	Dollars (000)
TOTAL	268,895	134,838,649
CICA APPLICABILITY		
Pre-CICA	7,058	6,293,185
CICA Awards	248,091	119,430,068
Small Purchases	10,241	68,261
Subject to Statute other than CICA	0	0
KIND OF CONTRACT ACTION		
Initial Letter Contract	1,039	2,506,517
Def. Contract Superseding Letter	892	1,441,813
New Definitive Contract	59,058	40,380,101
Small Purchase Procedure	10,178	68,209
Order Under IDC	78,232	18,435,507
Order Under BOA	12,283	4,436,018
Order /Mod Under GSA Schedule	13,925	951,977
Order/Mod Under VA or OPM Schedule	822	51,417
Modifications	89,869	69,782,855
Termination for Default	476	-319,700
Termination for Convenience	2,121	-876,065
SYNOPSIS OF PROCUREMENT PRIOR TO AWARD		
Synopsized Prior to Award	180,179	96,467,541
Not Synopsized Due to Urgency	14,340	6,715,811
Not Synopsized for Other Reason	68,871	20,808,162

FEDERAL PROCUREMENT DATA SYSTEM
DEPARTMENT OF DEFENSE
 Actions Reported Individually on SF279
 Fiscal Year 1991 Through Fourth Quarter

	Actions	Dollars (000)
SOLICITATION PROCEDURE		
Full and Open Competition - Sealed Bid	31,247	8,236,556
Full and Open Competition - Comp Proposal	80,370	39,270,510
Full and Open Competition - Combination	817	381,679
Architect Engineer	9,105	899,086
Basic Research	3,067	785,782
Multiple Award Schedule	10,811	1,107,073
Alternate Source/Reduced Cost	11	2,048
Alternate Source/Mobilization	475	2,809,759
Alternate Source/Eng R & D	36	35,660
Set-aside	29,756	5,529,423
Other than Full and Open Competition	80,396	60,392,492
FULL AND OPEN COMPETITION WITH ONLY ONE BIDDER/OFFERER	15,691	5,212,579
AUTHORITY FOR OTHER THAN FULL AND OPEN COMPETITION		
Only One Source	38,164	38,373,424
- Follow-on Contract	1,726	7,744,637
- Utilities (Regulated & Telecommunications)	2,658	808,783
Unusual & Compelling Urgency	15,339	7,440,198
Mobilization/Essential R&D	6,586	9,063,295
International Agreement	0	0
Authorized by Statute	10,590	2,378,070
Authorized Resale	6,515	884,951
National Security	3,194	2,232,429
Public Interest	8	20,125
EXTENT COMPETED		
Competed	193,659	75,075,600
Not Available for Competition	26,329	8,626,575
Follow-on to Competed Action	5,544	12,351,488
Not Competed	37,858	29,737,851
TYPE OF CONTRACT		
Fixed Price	211,900	96,581,713
Cost Reimbursement	38,153	26,054,748
Time and Material	11,427	2,787,784
Labor Hour	1,910	387,269
TYPE OF CONTRACTOR		
Small Disadvantaged Business	20,690	4,085,683
Other Small Business	91,507	15,545,884
Large Business	129,782	94,658,452
Sheltered Workshops	709	237,171
Educational & Nonprofit	6,483	3,296,014
State & Local Government	0	0
Foreign Contractor	11,975	5,780,972
Domestic Contractor Performing Outside US	2,244	2,237,338
WOMAN-OWNED SMALL BUSINESS	8,112	1,105,327
PREFERENCE PROGRAMS		
Directed to Sheltered Workshop	586	212,818
8 (a) Program	9,298	2,048,576
Combined LSA/SB Set-aside	38	5,031
Small Business Set-aside	26,383	4,785,257
Labor Surplus Area Set-aside	18	4,541
Tie Bid Preference	17	16,993
Buy Indian/Self Determination Act	0	0
No Preference Program or Not Listed	227,050	118,718,298
SUBJECT TO LABOR STATUTES		
Walsh Healy Act - Manufacturer	89,554	71,942,191
Walsh Healy Act - Dealer	13,608	3,884,832
Service Contract Act	35,629	9,907,760
Davis Bacon Act	40,484	7,397,656
Not Subject to Above Acts	84,115	32,659,075
PRODUCT OR SERVICE		
Supplies & Equipment	91,483	70,725,208
ADP Equipment, Purchase and Lease	12,935	1,959,369
Research & Development	25,089	20,817,945
Construction	44,999	9,311,702
Architect & Engineering	11,675	1,984,783
Real Property, Purchase & Lease, or Maintenance	366	205,873
ADP Services (includes Installation & Maintenance)	11,619	2,713,461
Other Services	70,729	27,120,308

**FEDERAL PROCUREMENT DATA SYSTEM
DEPARTMENT OF EDUCATION
Actions Reported in Summary on SF281
Fiscal Year 1991 Through Fourth Quarter**

PART I - PRIME CONTRACTS							
	PROCUREMENT METHODS	Number of Actions (a)	NET DOLLAR AMOUNTS (000)				Total Dollars (f)
			Small Business Concerns (b)	Large Business Concerns (c)	Domestic Outside U.S./ Foreign (d)	Other Entities (e)	
NEW AWARDS AND MODIFICATIONS	1. Tariff or Regulated Acquisitions	41					12
	2. Contracts for Foreign Government or International Organization	0					0
	3. Small Purchases	11,228	9,973	735	28	2,151	12,887
	4. Delivery Orders - GSA Schedules Only	1,087	488	1,363	0	8	1,839
	5. Delivery Orders - Other Federal Schedules	17	0	38	0	13	51
	6. Delivery Orders - All Other	70	21	68	0	4	91
	7. Other Procurement Methods	1,285	13	23	0	1,673	1,709
	8. TOTAL NEW AWARDS AND MODIFICATIONS	13,708	10,475	2,225	28	3,849	16,588
COMPETITION	9. Competed	4,463	5,988	1,794	4	906	8,694
	10. Not Competed	7,835	4,471	382	24	1,293	6,181
	11. Not Available for Competition	1,410	16	39	0	1,648	1,711
MODIFICATIONS	12. TOTAL MODIFICATIONS (Excluding Line 3)	1,326					400

PART II - SELECTED SOCIOECONOMIC STATISTICS (Includes both new awards and modifications)					
PREFERENCE PROGRAMS			TYPE OF CONTRACTOR		
CATEGORY	Number of Actions (a)	Total net Dollars (b)	CATEGORY	Number of Actions (a)	Total net Dollars (b)
13. Small Business - Small Purchase Set-Aside	95	62	18. Small Disadvantaged Business	77	52
14. Small Business Set-Aside	217	2,806	19. Woman-Owned Small Business	761	559
15. Labor Surplus Area Set-Aside	8	7	20. Sheltered Workshop	7	1
16. Combined Labor Surplus/ Small Business Set-Aside	25	16			
17. 8(a) Awards	6	1			

**DEPARTMENT OF EDUCATION
Actions Reported Individually on SF279
Fiscal Year 1991 Through Fourth Quarter**

	Actions	Dollars (000)
TOTAL	930	273,323
CICA APPLICABILITY		
Pre-CICA	1	347
CICA Awards	922	271,006
Small Purchases	0	0
Subject to Statute other than CICA	7	1,970
KIND OF CONTRACT ACTION		
Initial Letter Contract	6	2,488
Def. Contract Superseding Letter	3	1,578
New Definitive Contract	127	68,689
Small Purchase Procedure	0	0
Order Under IDC	4	230
Order Under BOA	0	0
Order /Mod Under GSA Schedule	24	2,078
Order/Mod Under VA or OPM Schedule	0	0
Modifications	766	198,264
Termination for Default	0	0
Termination for Convenience	0	0
SYNOPSIS OF PROCUREMENT PRIOR TO AWARD		
Synopsized Prior to Award	683	229,958
Not Synopsized Due to Urgency	2	484
Not Synopsized for Other Reason	245	42,881

FEDERAL PROCUREMENT DATA SYSTEM
DEPARTMENT OF EDUCATION
 Actions Reported Individually on SF279
 Fiscal Year 1991 Through Fourth Quarter

SOLICITATION PROCEDURE	Actions	Dollars (000)
Full and Open Competition - Sealed Bid	29	1,723
Full and Open Competition - Comp Proposal	487	218,415
Full and Open Competition - Combination	6	2,515
Architect Engineer	0	0
Basic Research	0	0
Multiple Award Schedule	22	1,903
Alternate Source/Reduced Cost	0	0
Alternate Source/Mobilization	0	0
Alternate Source/Eng R & D	0	0
Set-aside	22	5,205
Other than Full and Open Competition	356	41,245
FULL AND OPEN COMPETITION WITH ONLY ONE BIDDER/OFFERER	132	61,891
AUTHORITY FOR OTHER THAN FULL AND OPEN COMPETITION		
Only One Source	169	8,197
- Follow-on Contract	0	0
- Utilities (Regulated & Telecommunications)	2	90
Unusual & Compelling Urgency	3	649
Mobilization/Essential R&D	0	0
International Agreement	0	0
Authorized by Statute	184	34,399
Authorized Resale	0	0
National Security	0	0
Public Interest	0	0
EXTENT COMPETED		
Competed	574	232,040
Not Available for Competition	248	38,381
Follow-on to Competed Action	0	0
Not Competed	108	2,902
TYPE OF CONTRACT		
Fixed Price	463	94,272
Cost Reimbursement	350	169,221
Time and Material	100	6,598
Labor Hour	17	3,232
TYPE OF CONTRACTOR		
Small Disadvantaged Business	209	27,596
Other Small Business	99	15,978
Large Business	264	79,512
Sheltered Workshops	0	0
Educational & Nonprofit	183	120,941
State & Local Government	155	29,296
Foreign Contractor	0	0
Domestic Contractor Performing Outside US	0	0
WOMAN-OWNED SMALL BUSINESS	69	7,842
PREFERENCE PROGRAMS		
Directed to Sheltered Workshop	0	0
8 (a) Program	162	21,856
Combined LSA/SB Set-aside	0	0
Small Business Set-aside	34	1,606
Labor Surplus Area Set-aside	0	0
Tie Bid Preference	0	0
Buy Indian/Self Determination Act	4	1,523
No Preference Program or Not Listed	730	248,338
SUBJECT TO LABOR STATUTES		
Walsh Healy Act - Manufacturer	19	4,084
Walsh Healy Act - Dealer	15	14,228
Service Contract Act	92	27,313
Davis Bacon Act	0	0
Not Subject to Above Acts	804	227,698
PRODUCT OR SERVICE		
Supplies & Equipment	23	496
ADP Equipment, Purchase and Lease	26	5,150
Research & Development	91	15,246
Construction	0	0
Architect & Engineering	0	0
Real Property, Purchase & Lease, or Maintenance	0	0
ADP Services (includes Installation & Maintenance)	144	68,291
Other Services	646	186,140

FEDERAL PROCUREMENT DATA SYSTEM
DEPARTMENT OF ENERGY
 Actions Reported in Summary on SF281
 Fiscal Year 1991 Through Fourth Quarter

PART I - PRIME CONTRACTS							
	PROCUREMENT METHODS	Number of Actions (a)	NET DOLLAR AMOUNTS (000)				
			Small Business Concerns (b)	Large Business Concerns (c)	Domestic Outside U.S./ Foreign (d)	Other Entities (e)	Total Dollars (f)
NEW AWARDS AND MODIFICATIONS	1. Tariff or Regulated Acquisitions	0				0	
	2. Contracts for Foreign Government or International Organization	0				0	
	3. Small Purchases	23,551	29,572	8,023	25	984	38,584
	4. Delivery Orders - GSA Schedules Only	2,734	4,672	6,022	0	41	10,735
	5. Delivery Orders - Other Federal Schedules	305	675	310	0	316	1,301
	6. Delivery Orders - All Other	1,182	202	303	0	78	583
	7. Other Procurement Methods	1,484	980	126	0	60	1,166
	8. TOTAL NEW AWARDS AND MODIFICATIONS	29,256	36,101	14,784	25	1,459	52,369
COMPETITION	9. Competed	11,035	24,009	8,812	0	481	33,302
	10. Not Competed	12,311	9,655	4,751	1	678	15,085
	11. Not Available for Competition	5,910	2,437	1,221	24	300	3,982
MODIFICATIONS	12. TOTAL MODIFICATIONS (Excluding Line 3)	0				0	

PART II - SELECTED SOCIOECONOMIC STATISTICS (Includes both new awards and modifications)					
PREFERENCE PROGRAMS			TYPE OF CONTRACTOR		
CATEGORY	Number of Actions (a)	Total net Dollars (b)	CATEGORY	Number of Actions (a)	Total net Dollars (b)
13. Small Business - Small Purchase Set-Aside	9,129	17,953	18. Small Disadvantaged Business	650	1,356
14. Small Business Set-Aside	3,206	6,105	19. Women-Owned Small Business	752	2,265
15. Labor Surplus Area Set-Aside	433	495	20. Sheltered Workshop	56	204
16. Combined Labor Surplus/ Small Business Set-Aside	5,785	12,653			
17. 8(a) Awards	15	118			

DEPARTMENT OF ENERGY
 Actions Reported Individually on SF279
 Fiscal Year 1991 Through Fourth Quarter

	Actions	Dollars (000)
TOTAL	5,534	18,290,783
CICA APPLICABILITY		
Pre-CICA	543	7,870,220
CICA Awards	4,873	10,409,732
Small Purchases	118	811
Subject to Statute other than CICA	0	0
KIND OF CONTRACT ACTION		
Initial Letter Contract	37	27,555
Def. Contract Superseding Letter	0	0
New Definitive Contract	416	225,695
Small Purchase Procedure	105	787
Order Under IDC	297	20,346
Order Under BOA	5	870
Order /Mod Under GSA Schedule	709	25,749
Order/Mod Under VA or OPM Schedule	2	179
Modifications	3,959	17,979,718
Termination for Default	0	0
Termination for Convenience	4	-114
SYNOPSIS OF PROCUREMENT PRIOR TO AWARD		
Synopsized Prior to Award	2,032	4,119,064
Not Synopsized Due to Urgency	56	856,014
Not Synopsized for Other Reason	3,446	13,305,705

FEDERAL PROCUREMENT DATA SYSTEM
DEPARTMENT OF ENERGY
 Actions Reported Individually on SF279
 Fiscal Year 1991 Through Fourth Quarter

	Actions	Dollars (000)
SOLICITATION PROCEDURE		
Full and Open Competition - Sealed Bid	722	346,765
Full and Open Competition - Comp Proposal	1,397	4,942,744
Full and Open Competition - Combination	14	7,478
Architect Engineer	242	256,190
Basic Research	169	91,691
Multiple Award Schedule	614	13,679
Alternate Source/Reduced Cost	0	0
Alternate Source/Mobilization	6	1,243
Alternate Source/Eng R & D	0	0
Set-aside	160	24,487
Other than Full and Open Competition	1,549	4,725,475
FULL AND OPEN COMPETITION WITH ONLY ONE BIDDER/OFFERER	372	484,714
AUTHORITY FOR OTHER THAN FULL AND OPEN COMPETITION		
Only One Source	458	1,947,733
- Follow-on Contract	55	1,183,007
- Utilities (Regulated & Telecommunications)	50	5,460
Unusual & Compelling Urgency	63	858,032
Mobilization/Essential R&D	171	1,671,355
International Agreement	8	7,785
Authorized by Statute	847	240,135
Authorized Resale	2	455
National Security	0	0
Public Interest	0	0
EXTENT COMPETED		
Competed	3,609	7,799,445
Not Available for Competition	1,114	2,372,724
Follow-on to Competed Action	23	-41,273
Not Competed	788	8,149,887
TYPE OF CONTRACT		
Fixed Price	2,529	567,048
Cost Reimbursement	2,873	17,694,615
Time and Material	75	12,893
Labor Hour	57	6,227
TYPE OF CONTRACTOR		
Small Disadvantaged Business	1,000	275,741
Other Small Business	1,313	254,301
Large Business	2,592	13,174,048
Sheltered Workshops	8	1,015
Educational & Nonprofit	340	1,884,364
State & Local Government	258	2,688,331
Foreign Contractor	10	2,233
Domestic Contractor Performing Outside US	13	750
WOMAN-OWNED SMALL BUSINESS	197	67,593
PREFERENCE PROGRAMS		
Directed to Sheltered Workshop	8	1,015
8 (a) Program	914	252,501
Combined LSA/SB Set-aside	14	1,622
Small Business Set-aside	284	42,098
Labor Surplus Area Set-aside	16	6,367
Tie Bid Preference	0	0
Buy Indian/Self Determination Act	0	0
No Preference Program or Not Listed	4,298	17,977,180
SUBJECT TO LABOR STATUTES		
Walsh Healy Act - Manufacturer	651	1,176,521
Walsh Healy Act - Dealer	174	21,069
Service Contract Act	733	696,355
Davis Bacon Act	560	203,816
Not Subject to Above Acts	3,416	16,183,022
PRODUCT OR SERVICE		
Supplies & Equipment	700	303,391
ADP Equipment, Purchase and Lease	442	37,728
Research & Development	870	1,432,461
Construction	588	159,633
Architect & Engineering	373	275,800
Real Property, Purchase & Lease, or Maintenance	28	2,009
ADP Services (includes Installation & Maintenance)	279	103,110
Other Services	2,254	15,966,651

FEDERAL PROCUREMENT DATA SYSTEM
DEPARTMENT OF HEALTH AND HUMAN SERVICES
 Actions Reported in Summary on SF281
 Fiscal Year 1991 Through Fourth Quarter

PART I - PRIME CONTRACTS							
	PROCUREMENT METHODS	Number of Actions (a)	NET DOLLAR AMOUNTS (000)				
			Small Business Concerns (b)	Large Business Concerns (c)	Domestic Outside U.S./ Foreign (d)	Other Entities (e)	Total Dollars (f)
NEW AWARDS AND MODIFICATIONS	1. Tariff or Regulated Acquisitions	0				0	
	2. Contracts for Foreign Government or International Organization	0				0	
	3. Small Purchases	972,771	346,123	113,319	2,823	10,224	472,489
	4. Delivery Orders - GSA Schedules Only	103,858	55,109	95,113	0	358	150,560
	5. Delivery Orders - Other Federal Schedules	7,872	2,470	12,654	0	1,718	16,840
	6. Delivery Orders - All Other	11,870	47,644	7,508	0	1,784	56,934
	7. Other Procurement Methods	17,774	1,902	196	0	1,768	3,866
	8. TOTAL NEW AWARDS AND MODIFICATIONS	1,113,945	453,248	228,788	2,823	15,850	700,709
COMPETITION	9. Competed	55,591	81,891	37,458	394	2,155	121,698
	10. Not Competed	624,468	251,563	105,514	1,910	8,788	367,775
	11. Not Available for Competition	433,886	119,994	85,816	519	4,907	211,236
MODIFICATIONS	12. TOTAL MODIFICATIONS (Excluding Line 3)	63,717					67,909

PART II - SELECTED SOCIOECONOMIC STATISTICS (Includes both new awards and modifications)					
PREFERENCE PROGRAMS			TYPE OF CONTRACTOR		
CATEGORY	Number of Actions (a)	Total net Dollars (b)	CATEGORY	Number of Actions (a)	Total net Dollars (b)
13. Small Business - Small Purchase Set-Aside	592,218	237,229	18. Small Disadvantaged Business	11,060	15,710
14. Small Business Set-Aside	17,244	23,315	19. Woman-Owned Small Business	21,570	70,248
15. Labor Surplus Area Set-Aside	8,689	8,350	20. Sheltered Workshop	125	218
16. Combined Labor Surplus/ Small Business Set-Aside	12,122	12,145			
17. 8(a) Awards	498	1,058			

DEPARTMENT OF HEALTH AND HUMAN SERVICES
 Actions Reported Individually on SF279
 Fiscal Year 1991 Through Fourth Quarter

	Actions	Dollars (000)
TOTAL	7,940	1,536,872
CICA APPLICABILITY		
Pre-CICA	29	1,875
CICA Awards	6,692	1,327,503
Small Purchases	2	31
Subject to Statute other than CICA	1,216	207,116
KIND OF CONTRACT ACTION		
Initial Letter Contract	4	2,000
Def. Contract Superseding Letter	0	0
New Definitive Contract	1,335	371,223
Small Purchase Procedure	2	31
Order Under IDC	395	31,670
Order Under BOA	414	15,323
Order /Mod Under GSA Schedule	700	43,946
Order /Mod Under VA or OPM Schedule	51	2,776
Modifications	5,030	1,070,854
Termination for Default	0	0
Termination for Convenience	9	-951
SYNOPSIS OF PROCUREMENT PRIOR TO AWARD		
Synopsized Prior to Award	4,617	1,067,535
Not Synopsized Due to Urgency	43	14,977
Not Synopsized for Other Reason	3,279	454,113

FEDERAL PROCUREMENT DATA SYSTEM
DEPARTMENT OF HEALTH AND HUMAN SERVICES
 Actions Reported Individually on SF279
 Fiscal Year 1991 Through Fourth Quarter

	Actions	DoHars (000)
SOLICITATION PROCEDURE		
Full and Open Competition - Sealed Bid	534	69,868
Full and Open Competition - Comp Proposal	3,460	824,199
Full and Open Competition - Combination	46	5,080
Architect Engineer	54	13,581
Basic Research	5	1,475
Multiple Award Schedule	615	38,912
Alternate Source/Reduced Cost	0	0
Alternate Source/Mobilization	0	0
Alternate Source/Eng R & D	0	0
Set-aside	485	75,863
Other than Full and Open Competition	1,513	298,525
FULL AND OPEN COMPETITION WITH ONLY ONE BIDDER/OFFERER	2,281	595,579
AUTHORITY FOR OTHER THAN FULL AND OPEN COMPETITION		
Only One Source	663	136,431
- Follow-on Contract	30	13,193
- Utilities (Regulated & Telecommunications)	7	172
Unusual & Compelling Urgency	63	17,946
Mobilization/Essential R&D	1	-
International Agreement	1	5
Authorized by Statute	754	143,117
Authorized Resale	1	1,027
National Security	0	0
Public Interest	0	0
EXTENT COMPETED		
Competed	6,078	1,130,539
Not Available for Competition	1,423	358,273
Follow-on to Competed Action	13	7,908
Not Competed	425	39,905
TYPE OF CONTRACT		
Fixed Price	4,484	455,704
Cost Reimbursement	3,435	1,075,475
Time and Material	7	1,048
Labor Hour	13	4,398
TYPE OF CONTRACTOR		
Small Disadvantaged Business	836	182,801
Other Small Business	2,156	238,649
Large Business	1,964	456,181
Sheltered Workshops	4	640
Educational & Nonprofit	1,157	359,278
State & Local Government	1,749	282,096
Foreign Contractor	70	16,900
Domestic Contractor Performing Outside US	3	100
WOMAN-OWNED SMALL BUSINESS	314	57,484
PREFERENCE PROGRAMS		
Directed to Sheltered Workshop	1	51
8 (a) Program	527	148,756
Combined LSA/SB Set-aside	7	383
Small Business Set-aside	427	81,429
Labor Surplus Area Set-aside	1	36
Tie Bid Preference	0	0
Buy Indian/Self Determination Act	1,148	188,098
No Preference Program or Not Listed	5,830	1,117,862
SUBJECT TO LABOR STATUTES		
Walsh Healy Act - Manufacturer	898	92,525
Walsh Healy Act - Dealer	434	33,239
Service Contract Act	925	196,343
Davis Bacon Act	343	67,216
Not Subject to Above Acts	5,339	1,147,302
PRODUCT OR SERVICE		
Supplies & Equipment	873	64,431
ADP Equipment, Purchase and Lease	317	54,213
Research & Development	1,711	597,113
Construction	448	80,709
Architect & Engineering	126	17,021
Real Property, Purchase & Lease, or Maintenance	18	1,598
ADP Services (includes Installation & Maintenance)	340	93,357
Other Services	4,108	628,430

FEDERAL PROCUREMENT DATA SYSTEM
DEPARTMENT OF HOUSING AND URBAN DEVELOPMENT
 Actions Reported in Summary on SF281
 Fiscal Year 1991 Through Fourth Quarter

PART I - PRIME CONTRACTS							
	PROCUREMENT METHODS	Number of Actions (a)	NET DOLLAR AMOUNTS (000)				
			Small Business Concerns (b)	Large Business Concerns (c)	Domestic Outside U.S./ Foreign (d)	Other Entities (e)	Total Dollars (f)
NEW AWARDS AND MODIFICATIONS	1. Tariff or Regulated Acquisitions	0				0	
	2. Contracts for Foreign Government or International Organization	0				0	
	3. Small Purchases	6,461	5,739	5,153	0	145	7,481
	4. Delivery Orders - GSA Schedules Only	3,026	4,095	6,605	0	209	10,909
	5. Delivery Orders - Other Federal Schedules	227	260	1,799	0	136	2,195
	6. Delivery Orders - All Other	0	0	0	0	0	0
	7. Other Procurement Methods	0	0	0	0	0	0
	8. TOTAL NEW AWARDS AND MODIFICATIONS	9,714	10,094	10,001	0	490	20,585
COMPETITION	9. Competed	3,870	6,387	7,888	0	150	14,223
	10. Not Competed	1,207	2,003	520	0	102	2,625
	11. Not Available for Competition	4,637	1,704	1,785	0	238	3,737
MODIFICATIONS	12. TOTAL MODIFICATIONS (Excluding Line 3)	307					268

PART II - SELECTED SOCIOECONOMIC STATISTICS (Includes both new awards and modifications)					
PREFERENCE PROGRAMS			TYPE OF CONTRACTOR		
CATEGORY	Number of Actions (a)	Total net Dollars (b)	CATEGORY	Number of Actions (a)	Total net Dollars (b)
13. Small Business - Small Purchase Set-Aside	4,678	5,739	18. Small Disadvantaged Business	490	608
14. Small Business Set-Aside	0	0	19. Women-Owned Small Business	259	743
15. Labor Surplus Area Set-Aside	0	0	20. Sheltered Workshop	3	3
16. Combined Labor Surplus/ Small Business Set-Aside	0	0			
17. 8(a) Awards	0	0			

DEPARTMENT OF HOUSING AND URBAN DEVELOPMENT
 Actions Reported Individually on SF279
 Fiscal Year 1991 Through Fourth Quarter

	Actions	Dollars (000)
TOTAL	464	182,228
CICA APPLICABILITY		
Pre-CICA	0	0
CICA Awards	464	182,228
Small Purchases	0	0
Subject to Statute other than CICA	0	0
KIND OF CONTRACT ACTION		
Initial Letter Contract	0	0
Def. Contract Superseding Letter	0	0
New Definitive Contract	71	27,462
Small Purchase Procedure	0	0
Order Under IDC	117	33,260
Order Under BOA	0	0
Order/Mod Under GSA Schedule	5	264
Order/Mod Under VA or OPM Schedule	0	0
Modifications	270	101,453
Termination for Default	0	0
Termination for Convenience	1	-231
SYNOPSIS OF PROCUREMENT PRIOR TO AWARD		
Synopsisized Prior to Award	49	32,699
Not Synopsisized Due to Urgency	0	0
Not Synopsisized for Other Reason	415	129,529

FEDERAL PROCUREMENT DATA SYSTEM
DEPARTMENT OF HOUSING AND URBAN DEVELOPMENT
 Actions Reported Individually on SF279
 Fiscal Year 1991 Through Fourth Quarter

	Actions	Dollars (000)
SOLICITATION PROCEDURE		
Full and Open Competition - Sealed Bid	14	2,574
Full and Open Competition - Comp Proposal	267	106,140
Full and Open Competition - Combination	4	117
Architect Engineer	1	31
Basic Research	0	0
Multiple Award Schedule	5	264
Alternate Source/Reduced Cost	1	1
Alternate Source/Mobilization	0	0
Alternate Source/Eng R & D	0	0
Set-aside	34	4,761
Other than Full and Open Competition	138	48,340
FULL AND OPEN COMPETITION WITH ONLY ONE BIDDER/OFFERER	273	88,237
AUTHORITY FOR OTHER THAN FULL AND OPEN COMPETITION		
Only One Source	15	14,097
- Follow-on Contract	4	7,554
- Utilities (Regulated & Telecommunications)	1	1,982
Unusual & Compelling Urgency	0	0
Mobilization/Essential R&D	0	0
International Agreement	0	0
Authorized by Statute	123	34,243
Authorized Resale	0	0
National Security	0	0
Public Interest	0	0
EXTENT COMPETED		
Competed	326	113,888
Not Available for Competition	124	36,225
Follow-on to Competed Action	4	7,554
Not Competed	10	4,561
TYPE OF CONTRACT		
Fixed Price	291	69,318
Cost Reimbursement	164	90,447
Time and Material	3	1,106
Labor Hour	6	1,357
TYPE OF CONTRACTOR		
Small Disadvantaged Business	113	30,233
Other Small Business	72	6,396
Large Business	244	118,943
Sheltered Workshops	1	6
Educational & Nonprofit	14	6,438
State & Local Government	20	212
Foreign Contractor	0	0
Domestic Contractor Performing Outside US	0	0
WOMAN-OWNED SMALL BUSINESS	38	5,270
PREFERENCE PROGRAMS		
Directed to Sheltered Workshop	1	6
8 (a) Program	96	24,833
Combined LSA/SB Set-aside	11	968
Small Business Set-aside	15	2,444
Labor Surplus Area Set-aside	25	2,583
Tie Bid Preference	0	0
Buy Indian/Self Determination Act	0	0
No Preference Program or Not Listed	318	131,394
SUBJECT TO LABOR STATUTES		
Walsh Healy Act - Manufacturer	4	235
Walsh Healy Act - Dealer	23	4,267
Service Contract Act	86	15,501
Davis Bacon Act	2	171
Not Subject to Above Acts	349	142,054
PRODUCT OR SERVICE		
Supplies & Equipment	33	6,210
ADP Equipment, Purchase and Lease	6	894
Research & Development	8	1,276
Construction	35	5,117
Architect & Engineering	0	0
Real Property, Purchase & Lease, or Maintenance	0	0
ADP Services (includes Installation & Maintenance)	159	90,778
Other Services	223	57,953

FEDERAL PROCUREMENT DATA SYSTEM
DEPARTMENT OF THE INTERIOR
 Actions Reported in Summary on SF281
 Fiscal Year 1991 Through Fourth Quarter

PART I - PRIME CONTRACTS							
PROCUREMENT METHODS	Number of Actions (a)	NET DOLLAR AMOUNTS (000)					
		Small Business Concerns (b)	Large Business Concerns (c)	Domestic Outside U.S./ Foreign (d)	Other Entities (e)	Total Dollars (f)	
1. Tariff or Regulated Acquisitions	11,692					6,022	
2. Contracts for Foreign Government or International Organization	14					11	
3. Small Purchases	420,893	284,106	44,032	974	9,298	318,410	
4. Delivery Orders - GSA Schedules Only	64,771	47,898	55,732	32	520	103,982	
5. Delivery Orders - Other Federal Schedules	7,886	7,087	5,379	6	845	13,317	
6. Delivery Orders - All Other	13,410	13,545	7,459	16	2,308	23,328	
7. Other Procurement Methods	20,678	9,761	1,684	4	3,005	14,454	
8. TOTAL NEW AWARDS AND MODIFICATIONS	539,144	342,197	114,286	1,032	15,974	479,522	
COMPETITION	9. Competed	188,797	200,455	62,527	190	4,095	268,173
	10. Not Competed	95,082	54,478	25,008	173	5,288	85,799
	11. Not Available for Competition	255,265	87,264	26,751	869	6,611	125,550
MODIFICATIONS	12. TOTAL MODIFICATIONS (Excluding Line 3)	13,149					-21,997

PART II - SELECTED SOCIOECONOMIC STATISTICS (Includes both new awards and modifications)					
PREFERENCE PROGRAMS			TYPE OF CONTRACTOR		
CATEGORY	Number of Actions (a)	Total net Dollars (b)	CATEGORY	Number of Actions (a)	Total net Dollars (b)
13. Small Business - Small Purchase Set-Aside	293,627	211,993	18. Small Disadvantaged Business	12,068	18,884
14. Small Business Set-Aside	1,691	6,379	19. Woman-Owned Small Business	14,836	18,553
15. Labor Surplus Area Set-Aside	9,293	6,206	20. Sheltered Workshop	342	677
16. Combined Labor Surplus/ Small Business Set-Aside	21,847	11,128			
17. 8(a) Awards	3,672	2,947			

DEPARTMENT OF THE INTERIOR
 Actions Reported Individually on SF279
 Fiscal Year 1991 Through Fourth Quarter

	Actions	Dollars (000)
TOTAL	15,900	1,253,534
CICA APPLICABILITY		
Pre-CICA	99	5,105
CICA Awards	12,554	1,005,871
Small Purchases	682	4,489
Subject to Statute other than CICA	2,581	237,979
KIND OF CONTRACT ACTION		
Initial Letter Contract	87	15,749
Def. Contract Superseding Letter	0	0
New Definitive Contract	3,304	396,571
Small Purchase Procedure	570	4,258
Order Under IDC	3,431	158,294
Order Under BOA	138	6,216
Order /Mod Under GSA Schedule	705	30,132
Order/Mod Under VA or OPM Schedule	0	0
Modifications	7,645	641,476
Termination for Default	6	-29
Termination for Convenience	14	867
SYNOPSIS OF PROCUREMENT PRIOR TO AWARD		
Synopsized Prior to Award	9,491	861,744
Not Synopsized Due to Urgency	51	2,733
Not Synopsized for Other Reason	6,354	388,947

FEDERAL PROCUREMENT DATA SYSTEM
DEPARTMENT OF THE INTERIOR
 Actions Reported Individually on SF279
 Fiscal Year 1991 Through Fourth Quarter

	Actions	Dollars (000)
SOLICITATION PROCEDURE		
Full and Open Competition - Sealed Bid	1,823	298,305
Full and Open Competition - Comp Proposal	2,459	214,154
Full and Open Competition - Combination	43	15,679
Architect Engineer	741	30,328
Basic Research	3	88
Multiple Award Schedule	556	24,548
Alternate Source/Reduced Cost	0	0
Alternate Source/Mobilization	5	153
Alternate Source/Eng R & D	0	0
Set-aside	4,828	291,923
Other than Full and Open Competition	2,096	130,695
FULL AND OPEN COMPETITION WITH ONLY ONE BIDDER/OFFERER	806	46,696
AUTHORITY FOR OTHER THAN FULL AND OPEN COMPETITION		
Only One Source	633	30,884
- Follow-on Contract	68	1,128
- Utilities (Regulated & Telecommunications)	44	1,892
Unusual & Compelling Urgency	87	5,452
Mobilization/Essential R&D	4	245
International Agreement	1	240
Authorized by Statute	1,353	93,556
Authorized Resale	11	275
National Security	0	0
Public Interest	7	43
EXTENT COMPETED		
Competed	11,131	891,152
Not Available for Competition	4,169	343,042
Follow-on to Competed Action	84	4,160
Not Competed	512	15,070
TYPE OF CONTRACT		
Fixed Price	12,678	925,188
Cost Reimbursement	2,872	315,079
Time and Material	124	3,418
Labor Hour	222	9,739
TYPE OF CONTRACTOR		
Small Disadvantaged Business	2,022	116,407
Other Small Business	7,818	370,977
Large Business	3,277	502,558
Sheltered Workshops	28	993
Educational & Nonprofit	207	26,148
State & Local Government	2,504	232,665
Foreign Contractor	29	2,318
Domestic Contractor Performing Outside US	11	1,358
WOMAN-OWNED SMALL BUSINESS	848	36,698
PREFERENCE PROGRAMS		
Directed to Sheltered Workshop	28	993
8 (a) Program	1,362	87,125
Combined LSA/SB Set-aside	758	41,183
Small Business Set-aside	2,807	74,916
Labor Surplus Area Set-aside	781	145,307
Tie Bid Preference	15	228
Buy Indian/Self Determination Act	2,548	250,544
No Preference Program or Not Listed	7,617	653,128
SUBJECT TO LABOR STATUTES		
Walsh Healy Act - Manufacturer	1,679	112,109
Walsh Healy Act - Dealer	716	44,317
Service Contract Act	4,541	217,175
Davis Bacon Act	3,194	492,915
Not Subject to Above Acts	5,766	386,908
PRODUCT OR SERVICE		
Supplies & Equipment	1,226	113,224
ADP Equipment, Purchase and Lease	1,114	49,289
Research & Development	119	7,630
Construction	3,323	483,859
Architect & Engineering	1,197	53,362
Real Property, Purchase & Lease, or Maintenance	252	11,330
ADP Services (includes Installation & Maintenance)	1,099	58,038
Other Services	7,570	476,822

FEDERAL PROCUREMENT DATA SYSTEM
DEPARTMENT OF JUSTICE
 Actions Reported in Summary on SF281
 Fiscal Year 1991 Through Fourth Quarter

PART I - PRIME CONTRACTS							
	PROCUREMENT METHODS	Number of Actions (a)	NET DOLLAR AMOUNTS (000)				
			Small Business Concerns (b)	Large Business Concerns (c)	Domestic Outside U.S./ Foreign (d)	Other Entities (e)	Total Dollars (f)
NEW AWARDS AND MODIFICATIONS	1. Tariff or Regulated Acquisitions	4,971					4,992
	2. Contracts for Foreign Government or International Organization	0					0
	3. Small Purchases	420,523	306,853	113,147	33	14,934	434,967
	4. Delivery Orders - GSA Schedules Only	54,206	44,994	58,497	0	465	103,956
	5. Delivery Orders - Other Federal Schedules	10,285	9,851	11,783	0	828	22,460
	6. Delivery Orders - All Other	8,915	15,162	16,899	0	479	32,540
	7. Other Procurement Methods	84,815	17,282	1,123	0	1,916	20,321
	8. TOTAL NEW AWARDS AND MODIFICATIONS	583,716	394,142	201,449	33	18,820	619,236
COMPETITION	9. Competed	105,200	172,225	107,556	0	1,580	282,790
	10. Not Competed	116,426	55,923	29,386	12	4,202	89,920
	11. Not Available for Competition	362,090	165,994	64,507	21	12,828	246,526
MODIFICATIONS	12. TOTAL MODIFICATIONS (Excluding Line 3)	16,969					7,981

PART II - SELECTED SOCIOECONOMIC STATISTICS (Includes both new awards and modifications)					
PREFERENCE PROGRAMS			TYPE OF CONTRACTOR		
CATEGORY	Number of Actions (a)	Total net Dollars (b)	CATEGORY	Number of Actions (a)	Total net Dollars (b)
13. Small Business - Small Purchase Set-Aside	323,640	253,589	18. Small Disadvantaged Business	6,892	11,887
14. Small Business Set-Aside	2,851	7,116	19. Woman-Owned Small Business	7,106	10,044
15. Labor Surplus Area Set-Aside	2,996	4,119	20. Sheltered Workshop	178	198
16. Combined Labor Surplus/ Small Business Set-Aside	9,521	5,936			
17. 8(a) Awards	425	6,056			

DEPARTMENT OF JUSTICE
 Actions Reported Individually on SF279
 Fiscal Year 1991 Through Fourth Quarter

	Actions	Dollars (000)
TOTAL	9,735	1,578,092
CICA APPLICABILITY		
Pre-CICA	26	8,166
CICA Awards	9,673	1,568,971
Small Purchases	18	98
Subject to Statute other than CICA	18	859
KIND OF CONTRACT ACTION		
Initial Letter Contract	47	7,467
Def. Contract Superseding Letter	16	47,705
New Definitive Contract	1,006	689,285
Small Purchase Procedure	0	0
Order Under IDC	5,099	453,941
Order Under BOA	68	5,791
Order /Mod Under GSA Schedule	913	59,172
Order /Mod Under VA or OPM Schedule	9	440
Modifications	2,560	314,579
Termination for Default	7	-58
Termination for Convenience	10	-230
SYNOPSIS OF PROCUREMENT PRIOR TO AWARD		
Synopsized Prior to Award	7,371	1,320,839
Not Synopsized Due to Urgency	380	48,410
Not Synopsized for Other Reason	1,984	208,843

FEDERAL PROCUREMENT DATA SYSTEM
DEPARTMENT OF JUSTICE
 Actions Reported Individually on SF279
 Fiscal Year 1991 Through Fourth Quarter

SOLICITATION PROCEDURE	Actions	Dollars (000)
Full and Open Competition - Sealed Bid	3,175	629,345
Full and Open Competition - Comp Proposal	3,933	598,417
Full and Open Competition - Combination	12	2,148
Architect Engineer	149	32,724
Basic Research	0	0
Multiple Award Schedule	708	46,398
Alternate Source/Reduced Cost	0	0
Alternate Source/Mobilization	2	247
Alternate Source/Eng R & D	0	0
Set-aside	89	18,798
Other than Full and Open Competition	1,605	252,896
FULL AND OPEN COMPETITION WITH ONLY ONE BIDDER/OFFERER	729	179,318
AUTHORITY FOR OTHER THAN FULL AND OPEN COMPETITION		
Only One Source	614	90,729
- Follow-on Contract	66	9,198
- Utilities (Regulated & Telecommunications)	25	13,195
Unusual & Compelling Urgency	423	57,786
Mobilization/Essential R&D	0	0
International Agreement	0	0
Authorized by Statute	566	104,343
Authorized Resale	1	1
National Security	1	37
Public Interest	0	0
EXTENT COMPETED		
Competed	8,418	1,350,806
Not Available for Competition	721	148,525
Follow-on to Competed Action	75	7,288
Not Competed	521	71,473
TYPE OF CONTRACT		
Fixed Price	8,813	1,443,001
Cost Reimbursement	170	46,904
Time and Material	707	73,742
Labor Hour	45	14,445
TYPE OF CONTRACTOR		
Small Disadvantaged Business	811	160,653
Other Small Business	3,497	349,799
Large Business	5,240	1,005,267
Sheltered Workshops	4	183
Educational & Nonprofit	148	46,985
State & Local Government	18	9,426
Foreign Contractor	5	5,235
Domestic Contractor Performing Outside US	12	544
WOMAN-OWNED SMALL BUSINESS	553	83,651
PREFERENCE PROGRAMS		
Directed to Sheltered Workshop	1	40
8 (a) Program	613	123,789
Combined LSA/SB Set-aside	20	7,347
Small Business Set-aside	521	30,959
Labor Surplus Area Set-aside	12	307
Tie Bid Preference	1	33
Buy Indian/Self Determination Act	0	0
No Preference Program or Not Listed	8,567	1,415,617
SUBJECT TO LABOR STATUTES		
Walsh Healy Act - Manufacturer	3,468	251,226
Walsh Healy Act - Dealer	2,031	190,323
Service Contract Act	2,643	449,189
Davis Bacon Act	600	425,206
Not Subject to Above Acts	993	262,148
PRODUCT OR SERVICE		
Supplies & Equipment	4,116	310,055
ADP Equipment, Purchase and Lease	1,514	152,917
Research & Development	5	2,232
Construction	527	483,137
Architect & Engineering	198	53,364
Real Property, Purchase & Lease, or Maintenance	71	10,167
ADP Services (includes Installation & Maintenance)	537	118,339
Other Services	2,767	447,881

**FEDERAL PROCUREMENT DATA SYSTEM
DEPARTMENT OF LABOR
Actions Reported in Summary on SF281
Fiscal Year 1991 Through Fourth Quarter**

PART I - PRIME CONTRACTS							
	PROCUREMENT METHODS	Number of Actions (a)	NET DOLLAR AMOUNTS (000)				
			Small Business Concerns (b)	Large Business Concerns (c)	Domestic Outside U.S./ Foreign (d)	Other Entities (e)	Total Dollars (f)
NEW AWARDS AND MODIFICATIONS	1. Tariff or Regulated Acquisitions	0				0	
	2. Contracts for Foreign Government or International Organization	0				0	
	3. Small Purchases	18,953	17,868	5,265	1	1,009	24,143
	4. Delivery Orders - GSA Schedules Only	6,783	4,987	8,632	0	32	13,651
	5. Delivery Orders - Other Federal Schedules	21	22	2	0	5	29
	6. Delivery Orders - All Other	12	18	0	0	0	18
	7. Other Procurement Methods	27	0	195	0	103	298
	8. TOTAL NEW AWARDS AND MODIFICATIONS	25,796	22,895	14,094	1	1,149	38,139
COMPETITION	9. Competed	11,957	11,374	11,197	0	645	23,216
	10. Not Competed	5,931	10,379	2,476	1	408	13,264
	11. Not Available for Competition	7,908	1,142	421	0	98	1,659
MODIFICATIONS	12. TOTAL MODIFICATIONS (Excluding Line 3)	1,618					2,071

PART II - SELECTED SOCIOECONOMIC STATISTICS (Includes both new awards and modifications)					
PREFERENCE PROGRAMS			TYPE OF CONTRACTOR		
CATEGORY	Number of Actions (a)	Total net Dollars (b)	CATEGORY	Number of Actions (a)	Total net Dollars (b)
13. Small Business - Small Purchase Set-Aside	10,429	10,975	18. Small Disadvantaged Business	1,064	1,523
14. Small Business Set-Aside	27	134	19. Women-Owned Small Business	683	1,190
15. Labor Surplus Area Set-Aside	1,398	1,919	20. Sheltered Workshop	0	0
16. Combined Labor Surplus/ Small Business Set-Aside	2,994	2,246			
17. 8(a) Awards	12	18			

**DEPARTMENT OF LABOR
Actions Reported Individually on SF279
Fiscal Year 1991 Through Fourth Quarter**

	Actions	Dollars (000)
TOTAL	1,543	671,668
CICA APPLICABILITY		
Pre-CICA	12	1,913
CICA Awards	1,531	669,756
Small Purchases	0	0
Subject to Statute other than CICA	0	0
KIND OF CONTRACT ACTION		
Initial Letter Contract	0	0
Def. Contract Superseding Letter	4	9,948
New Definitive Contract	142	89,269
Small Purchase Procedure	1	12
Order Under IDC	1	15
Order Under BOA	0	0
Order/Mod Under GSA Schedule	15	680
Order/Mod Under VA or OPM Schedule	0	0
Modifications	1,379	572,506
Termination for Default	1	189
Termination for Convenience	0	0
SYNOPSIS OF PROCUREMENT PRIOR TO AWARD		
Synopsized Prior to Award	1,313	617,526
Not Synopsized Due to Urgency	8	388
Not Synopsized for Other Reason	22	53,755

FEDERAL PROCUREMENT DATA SYSTEM
DEPARTMENT OF LABOR
 Actions Reported Individually on SF279
 Fiscal Year 1991 Through Fourth Quarter

SOLICITATION PROCEDURE	Actions	Dollars (000)
Full and Open Competition - Sealed Bid	120	22,382
Full and Open Competition - Comp Proposal	709	505,643
Full and Open Competition - Combination	3	1,140
Architect Engineer	36	13,977
Basic Research	0	0
Multiple Award Schedule	14	622
Alternate Source/Reduced Cost	0	0
Alternate Source/Mobilization	0	0
Alternate Source/Eng R & D	0	0
Set-aside	364	35,517
Other than Full and Open Competition	285	90,475
FULL AND OPEN COMPETITION WITH ONLY ONE BIDDER/OFFERER	161	171,045
AUTHORITY FOR OTHER THAN FULL AND OPEN COMPETITION		
Only One Source	67	27,191
- Follow-on Contract	6	706
- Utilities (Regulated & Telecommunications)	5	575
Unusual & Compelling Urgency	13	605
Mobilization/Essential R&D	0	0
International Agreement	0	0
Authorized by Statute	204	62,576
Authorized Resale	0	0
National Security	0	0
Public Interest	1	103
EXTENT COMPETED		
Competed	1,253	580,903
Not Available for Competition	208	63,086
Follow-on to Competed Action	0	0
Not Competed	82	27,880
TYPE OF CONTRACT		
Fixed Price	531	100,344
Cost Reimbursement	579	529,182
Time and Material	20	2,634
Labor Hour	413	39,509
TYPE OF CONTRACTOR		
Small Disadvantaged Business	289	103,343
Other Small Business	426	58,313
Large Business	567	341,934
Sheltered Workshops	0	0
Educational & Nonprofit	162	142,292
State & Local Government	99	27,787
Foreign Contractor	0	0
Domestic Contractor Performing Outside US	0	0
WOMAN-OWNED SMALL BUSINESS	75	10,995
PREFERENCE PROGRAMS		
Directed to Sheltered Workshop	0	0
8 (a) Program	104	19,536
Combined LSA/SB Set-aside	25	1,963
Small Business Set-aside	404	41,626
Labor Surplus Area Set-aside	96	96,170
Tie Bid Preference	0	0
Buy Indian/Self Determination Act	0	0
No Preference Program or Not Listed	914	512,374
SUBJECT TO LABOR STATUTES		
Walsh Healy Act - Manufacturer	30	3,318
Walsh Healy Act - Dealer	66	10,974
Service Contract Act	696	126,354
Davis Bacon Act	207	163,945
Not Subject to Above Acts	544	367,078
PRODUCT OR SERVICE		
Supplies & Equipment	20	2,649
ADP Equipment, Purchase and Lease	109	21,528
Research & Development	31	5,090
Construction	11	13,458
Architect & Engineering	54	8,716
Real Property, Purchase & Lease, or Maintenance	4	779
ADP Services (includes Installation & Maintenance)	150	32,923
Other Services	1,164	586,526

FEDERAL PROCUREMENT DATA SYSTEM
DEPARTMENT OF STATE
 Actions Reported in Summary on SF281
 Fiscal Year 1991 Through Fourth Quarter

PART I - PRIME CONTRACTS							
	PROCUREMENT METHODS	Number of Actions (a)	NET DOLLAR AMOUNTS (000)				Total Dollars (f)
			Small Business Concerns (b)	Large Business Concerns (c)	Domestic Outside U.S./ Foreign (d)	Other Entities (e)	
NEW AWARDS AND MODIFICATIONS	1. Tariff or Regulated Acquisitions	1					-25
	2. Contracts for Foreign Government or International Organization	0					0
	3. Small Purchases	5,691	15,617	3,980	437	278	20,312
	4. Delivery Orders - GSA Schedules Only	2,381	3,287	4,784	0	628	8,699
	5. Delivery Orders - Other Federal Schedules	22	14	42	0	4	60
	6. Delivery Orders - All Other	2,350	3,291	13,234	29	58	16,612
	7. Other Procurement Methods	7,420	9,923	3,721	26	111	13,781
	8. TOTAL NEW AWARDS AND MODIFICATIONS	17,865	32,132	25,761	492	1,079	59,439
COMPETITION	9. Competed	8,140	12,324	19,785	41	723	32,873
	10. Not Competed	5,481	10,872	5,418	404	249	16,943
	11. Not Available for Competition	4,244	8,936	558	47	107	9,623
MODIFICATIONS	12. TOTAL MODIFICATIONS (Excluding Line 3)	1,574					1,051

PART II - SELECTED SOCIOECONOMIC STATISTICS (Includes both new awards and modifications)					
PREFERENCE PROGRAMS			TYPE OF CONTRACTOR		
CATEGORY	Number of Actions (a)	Total net Dollars (b)	CATEGORY	Number of Actions (a)	Total net Dollars (b)
13. Small Business - Small Purchase Set-Aside	3,622	9,648	18. Small Disadvantaged Business	2,497	6,205
14. Small Business Set-Aside	1,428	3,944	19. Woman-Owned Small Business	1,978	4,762
15. Labor Surplus Area Set-Aside	2	0	20. Sheltered Workshop	63	155
16. Combined Labor Surplus/ Small Business Set-Aside	6	23			
17. 8(a) Awards	254	1,530			

DEPARTMENT OF STATE
 Actions Reported Individually on SF279
 Fiscal Year 1991 Through Fourth Quarter

	Actions	Dollars (000)
TOTAL	2,150	517,245
CICA APPLICABILITY		
Pre-CICA	1	7,868
CICA Awards	1,882	476,070
Small Purchases	0	0
Subject to Statute other than CICA	267	33,307
KIND OF CONTRACT ACTION		
Initial Letter Contract	6	825
Def. Contract Superseding Letter	0	0
New Definitive Contract	214	200,378
Small Purchase Procedure	0	0
Order Under IDC	790	93,594
Order Under BOA	1	90
Order /Mod Under GSA Schedule	207	16,518
Order/Mod Under VA or OPM Schedule	0	0
Modifications	832	205,840
Termination for Default	0	0
Termination for Convenience	0	0
SYNOPSIS OF PROCUREMENT PRIOR TO AWARD		
Synopsized Prior to Award	1,017	323,537
Not Synopsized Due to Urgency	100	14,581
Not Synopsized for Other Reason	1,033	179,147

FEDERAL PROCUREMENT DATA SYSTEM
DEPARTMENT OF STATE
 Actions Reported Individually on SF279
 Fiscal Year 1991 Through Fourth Quarter

SOLICITATION PROCEDURE	Actions	Dollars (000)
Full and Open Competition - Sealed Bid	386	114,895
Full and Open Competition - Comp Proposal	717	192,168
Full and Open Competition - Combination	2	373
Architect Engineer	39	16,820
Basic Research	0	0
Multiple Award Schedule	149	12,669
Alternate Source/Reduced Cost	0	0
Alternate Source/Mobilization	17	-506
Alternate Source/Eng R & D	0	0
Set-aside	16	7,967
Other than Full and Open Competition	556	131,684
FULL AND OPEN COMPETITION WITH ONLY ONE BIDDER/OFFERER	361	43,538
AUTHORITY FOR OTHER THAN FULL AND OPEN COMPETITION		
Only One Source	60	11,211
- Follow-on Contract	24	6,472
- Utilities (Regulated & Telecommunications)	0	0
Unusual & Compelling Urgency	137	19,551
Mobilization/Essential R&D	1	837
International Agreement	6	2,273
Authorized by Statute	331	90,135
Authorized Resale	0	0
National Security	21	7,677
Public Interest	0	0
EXTENT COMPETED		
Competed	1,573	365,438
Not Available for Competition	426	127,047
Follow-on to Competed Action	42	8,307
Not Competed	109	16,453
TYPE OF CONTRACT		
Fixed Price	1,324	349,968
Cost Reimbursement	173	63,584
Time and Material	56	11,758
Labor Hour	597	91,925
TYPE OF CONTRACTOR		
Small Disadvantaged Business	343	86,935
Other Small Business	665	117,998
Large Business	1,087	292,272
Sheltered Workshops	5	475
Educational & Nonprofit	20	16,822
State & Local Government	14	1,681
Foreign Contractor	1	143
Domestic Contractor Performing Outside US	15	919
WOMAN-OWNED SMALL BUSINESS	130	17,055
PREFERENCE PROGRAMS		
Directed to Sheltered Workshop	0	0
8 (a) Program	275	77,513
Combined LSA/SB Set-aside	1	60
Small Business Set-aside	154	16,600
Labor Surplus Area Set-aside	0	0
Tie Bid Preference	0	0
Buy Indian/Self Determination Act	1	30
No Preference Program or Not Listed	1,719	423,042
SUBJECT TO LABOR STATUTES		
Walsh Healy Act - Manufacturer	317	52,164
Walsh Healy Act - Dealer	65	5,308
Service Contract Act	426	175,890
Davis Bacon Act	7	2,281
Not Subject to Above Acts	1,335	281,602
PRODUCT OR SERVICE		
Supplies & Equipment	451	67,061
ADP Equipment, Purchase and Lease	414	37,058
Research & Development	1	837
Construction	43	108,964
Architect & Engineering	94	24,130
Real Property, Purchase & Lease, or Maintenance	1	60
ADP Services (Includes Installation & Maintenance)	230	47,534
Other Services	916	231,701

FEDERAL PROCUREMENT DATA SYSTEM
DEPARTMENT OF TRANSPORTATION
 Actions Reported in Summary on SF281
 Fiscal Year 1991 Through Fourth Quarter

PART I - PRIME CONTRACTS							
	PROCUREMENT METHODS	Number of Actions (a)	NET DOLLAR AMOUNTS (000)				
			Small Business Concerns (b)	Large Business Concerns (c)	Domestic Outside U.S./ Foreign (d)	Other Entities (e)	Total Dollars (f)
NEW AWARDS AND MODIFICATIONS	1. Tariff or Regulated Acquisitions	534					1,751
	2. Contracts for Foreign Government or International Organization	87					177
	3. Small Purchases	222,249	195,850	92,797	538	3,986	293,171
	4. Delivery Orders - GSA Schedules Only	32,884	30,205	41,605	12	339	72,161
	5. Delivery Orders - Other Federal Schedules	5,647	6,407	8,510	20	1,100	16,037
	6. Delivery Orders - All Other	10,752	7,082	28,485	40	343	35,950
	7. Other Procurement Methods	14,031	6,353	1,731	80	796	8,942
	8. TOTAL NEW AWARDS AND MODIFICATIONS	286,164	245,897	173,128	670	6,566	428,189
COMPETITION	9. Competed	100,762	136,076	83,683	304	1,229	221,292
	10. Not Competed	82,977	59,815	51,842	266	2,503	114,426
	11. Not Available for Competition	102,425	50,006	37,603	100	2,834	92,471
MODIFICATIONS	12. TOTAL MODIFICATIONS (Excluding Line 3)	9,812					12,394

PART II - SELECTED SOCIOECONOMIC STATISTICS (Includes both new awards and modifications)					
PREFERENCE PROGRAMS			TYPE OF CONTRACTOR		
CATEGORY	Number of Actions (a)	Total net Dollars (b)	CATEGORY	Number of Actions (a)	Total net Dollars (b)
13. Small Business - Small Purchase Set-Aside	120,085	131,255	18. Small Disadvantaged Business	3,939	12,427
14. Small Business Set-Aside	31,764	42,586	19. Women-Owned Small Business	6,001	10,786
15. Labor Surplus Area Set-Aside	136	371	20. Sheltered Workshop	58	504
16. Combined Labor Surplus/ Small Business Set-Aside	790	1,429			
17. 8(a) Awards	904	2,496			

DEPARTMENT OF TRANSPORTATION
 Actions Reported Individually on SF279
 Fiscal Year 1991 Through Fourth Quarter

	Actions	Dollars (000)
TOTAL	9,247	2,915,686
CICA APPLICABILITY		
Pre-CICA	142	276,717
CICA Awards	8,753	2,616,835
Small Purchases	280	2,656
Subject to Statute other than CICA	72	19,475
KIND OF CONTRACT ACTION		
Initial Letter Contract	5	739
Def. Contract Superseding Letter	0	0
New Definitive Contract	1,387	567,972
Small Purchase Procedure	274	2,675
Order Under IDC	1,617	300,115
Order Under BOA	25	2,279
Order /Mod Under GSA Schedule	198	15,368
Order/Mod Under VA or OPM Schedule	0	0
Modifications	5,741	2,026,538
Termination for Default	0	0
Termination for Convenience	0	0
SYNOPSIS OF PROCUREMENT PRIOR TO AWARD		
Synopsized Prior to Award	6,297	1,414,153
Not Synopsized Due to Urgency	85	5,099
Not Synopsized for Other Reason	2,865	1,496,434

FEDERAL PROCUREMENT DATA SYSTEM
DEPARTMENT OF TRANSPORTATION
 Actions Reported Individually on SF279
 Fiscal Year 1991 Through Fourth Quarter

	Actions	Dollars (000)
SOLICITATION PROCEDURE		
Full and Open Competition - Sealed Bid	4,068	957,609
Full and Open Competition - Comp Proposal	2,054	1,050,678
Full and Open Competition - Combination	32	47,102
Architect Engineer	293	20,428
Basic Research	4	582
Multiple Award Schedule	153	14,486
Alternate Source/Reduced Cost	0	0
Alternate Source/Mobilization	2	71
Alternate Source/Eng R & D	0	0
Set-aside	312	47,548
Other than Full and Open Competition	1,835	478,344
FULL AND OPEN COMPETITION WITH ONLY ONE BIDDER/OFFERER	2,632	942,805
AUTHORITY FOR OTHER THAN FULL AND OPEN COMPETITION		
Only One Source	544	198,247
- Follow-on Contract	108	14,657
- Utilities (Regulated & Telecommunications)	9	147
Unusual & Compelling Urgency	97	11,128
Mobilization/Essential R&D	7	3,295
International Agreement	6	3,256
Authorized by Statute	1,179	264,315
Authorized Resale	1	81
National Security	0	0
Public Interest	1	22
EXTENT COMPETED		
Competed	7,352	2,427,898
Not Available for Competition	1,313	300,420
Follow-on to Competed Action	70	8,455
Not Competed	512	178,913
TYPE OF CONTRACT		
Fixed Price	7,131	1,712,772
Cost Reimbursement	1,467	1,099,863
Time and Material	139	27,920
Labor Hour	510	75,131
TYPE OF CONTRACTOR		
Small Disadvantaged Business	1,362	294,963
Other Small Business	4,525	775,710
Large Business	3,050	1,794,571
Sheltered Workshops	5	606
Educational & Nonprofit	152	30,625
State & Local Government	108	12,802
Foreign Contractor	42	6,487
Domestic Contractor Performing Outside US	3	122
WOMAN-OWNED SMALL BUSINESS	401	65,088
PREFERENCE PROGRAMS		
Directed to Sheltered Workshop	5	606
8 (e) Program	1,159	273,143
Combined LSA/SB Set-aside	22	2,170
Small Business Set-aside	720	62,027
Labor Surplus Area Set-aside	126	33,670
Tie Bid Preference	0	0
Buy Indian/Self Determination Act	0	0
No Preference Program or Not Listed	7,215	2,544,070
SUBJECT TO LABOR STATUTES		
Walsh Healy Act - Manufacturer	1,424	632,153
Walsh Healy Act - Dealer	2,314	479,120
Service Contract Act	1,076	299,084
Davis Bacon Act	1,438	308,848
Not Subject to Above Acts	2,995	1,196,501
PRODUCT OR SERVICE		
Supplies & Equipment	1,013	654,628
ADP Equipment, Purchase and Lease	779	411,440
Research & Development	962	133,881
Construction	1,505	313,488
Architect & Engineering	505	38,320
Real Property, Purchase & Lease, or Maintenance	21	3,492
ADP Services (includes Installation & Maintenance)	325	125,174
Other Services	4,137	1,235,263

FEDERAL PROCUREMENT DATA SYSTEM
DEPARTMENT OF THE TREASURY
 Actions Reported in Summary on SF281
 Fiscal Year 1991 Through Fourth Quarter

PART I - PRIME CONTRACTS							
	PROCUREMENT METHODS	Number of Actions (a)	NET DOLLAR AMOUNTS (000)				Total Dollars (f)
			Small Business Concerns (b)	Large Business Concerns (c)	Domestic Outside U.S./ Foreign (d)	Other Entities (e)	
NEW AWARDS AND MODIFICATIONS	1. Tariff or Regulated Acquisitions	0					0
	2. Contracts for Foreign Government or International Organization	1					1
	3. Small Purchases	93,534	123,714	41,402	259	1,006	166,381
	4. Delivery Orders - GSA Schedules Only	28,898	30,240	48,675	0	237	79,152
	5. Delivery Orders - Other Federal Schedules	280	461	353	0	7	821
	6. Delivery Orders - All Other	642	737	1,584	0	125	2,446
	7. Other Procurement Methods	38,018	8,115	4,115	8	289	12,507
	8. TOTAL NEW AWARDS AND MODIFICATIONS	181,351	163,267	96,129	257	1,644	261,308
COMPETITION	9. Competed	52,146	102,210	59,500	47	452	162,208
	10. Not Competed	27,643	27,904	14,347	76	457	42,784
	11. Not Available for Competition	81,562	33,153	22,282	144	735	56,316
MODIFICATIONS	12. TOTAL MODIFICATIONS (Excluding Line 3)	6,830					1,187

PART II - SELECTED SOCIOECONOMIC STATISTICS (Includes both new awards and modifications)					
PREFERENCE PROGRAMS			TYPE OF CONTRACTOR		
CATEGORY	Number of Actions (a)	Total net Dollars (b)	CATEGORY	Number of Actions (a)	Total net Dollars (b)
13. Small Business - Small Purchase Set-Aside	63,613	99,991	18. Small Disadvantaged Business	5,134	7,793
14. Small Business Set-Aside	51	104	19. Women-Owned Small Business	7,532	7,342
15. Labor Surplus Area Set-Aside	1,085	1,825	20. Sheltered Workshop	14	12
16. Combined Labor Surplus/ Small Business Set-Aside	16,514	18,142			
17. 8(a) Awards	22	129			

DEPARTMENT OF THE TREASURY
 Actions Reported Individually on SF279
 Fiscal Year 1991 Through Fourth Quarter

	Actions	Dollars (000)
TOTAL	6,694	1,267,056
CICA APPLICABILITY		
Pre-CICA	255	70,060
CICA Awards	6,337	1,184,572
Small Purchases	0	0
Subject to Statute other than CICA	98	12,014
KIND OF CONTRACT ACTION		
Initial Letter Contract	21	61,720
Def. Contract Superseding Letter	10	-750
New Definitive Contract	552	180,857
Small Purchase Procedure	0	0
Order Under IDC	3,277	477,539
Order Under BOA	79	133,434
Order /Mod Under GSA Schedule	1,040	67,588
Order/Mod Under VA or OPM Schedule	0	0
Modifications	1,707	346,607
Termination for Default	2	-14
Termination for Convenience	6	78
SYNOPSIS OF PROCUREMENT PRIOR TO AWARD		
Synopsized Prior to Award	1,144	396,986
Not Synopsized Due to Urgency	157	37,743
Not Synopsized for Other Reason	5,389	832,217

FEDERAL PROCUREMENT DATA SYSTEM
DEPARTMENT OF THE TREASURY
 Actions Reported Individually on SF279
 Fiscal Year 1991 Through Fourth Quarter

SOLICITATION PROCEDURE	Actions	Dollars (000)
Full and Open Competition - Sealed Bid	393	188,117
Full and Open Competition - Comp Proposal	2,918	576,217
Full and Open Competition - Combination	4	520
Architect/Engineer	41	11,376
Basic Research	0	0
Multiple Award Schedule	742	50,158
Alternate Source/Reduced Cost	0	0
Alternate Source/Mobilization	0	0
Alternate Source/Eng R & D	0	0
Set-aside	637	66,487
Other than Full and Open Competition	1,602	291,697
FULL AND OPEN COMPETITION WITH ONLY ONE BIDDER/OFFERER	257	205,522
AUTHORITY FOR OTHER THAN FULL AND OPEN COMPETITION		
Only One Source	621	106,953
- Follow-on Contract	11	1,002
- Utilities (Regulated & Telecommunications)	49	18,508
Unusual & Compelling Urgency	222	43,890
Mobilization/Essential R&D	0	0
International Agreement	2	90
Authorized by Statute	749	139,450
Authorized Resale	1	1,200
National Security	7	114
Public Interest	0	0
EXTENT COMPETED		
Competed	5,092	970,021
Not Available for Competition	846	165,046
Follow-on to Competed Action	2	11
Not Competed	750	131,568
TYPE OF CONTRACT		
Fixed Price	6,178	1,120,236
Cost Reimbursement	180	97,850
Time and Material	23	8,117
Labor Hour	309	40,443
TYPE OF CONTRACTOR		
Small Disadvantaged Business	811	148,388
Other Small Business	2,562	170,210
Large Business	3,235	934,642
Sheltered Workshops	26	2,124
Educational & Nonprofit	19	1,506
State & Local Government	9	960
Foreign Contractor	14	7,706
Domestic Contractor Performing Outside US	14	1,090
WOMAN-OWNED SMALL BUSINESS	229	27,246
PREFERENCE PROGRAMS		
Directed to Sheltered Workshop	26	2,124
8 (a) Program	622	121,278
Combined LSA/SB Set-aside	41	1,540
Small Business Set-aside	598	64,973
Labor Surplus Area Set-aside	10	914
Tie Bid Preference	0	0
Buy Indian/Self Determination Act	0	0
No Preference Program or Not Listed	5,393	1,075,817
SUBJECT TO LABOR STATUTES		
Walsh Healy Act - Manufacturer	1,652	363,485
Walsh Healy Act - Dealer	2,111	275,811
Service Contract Act	1,017	328,354
Davis Bacon Act	130	12,080
Not Subject to Above Acts	1,780	286,916
PRODUCT OR SERVICE		
Supplies & Equipment	1,699	494,421
ADP Equipment, Purchase and Lease	1,923	188,143
Research & Development	10	255
Construction	160	12,824
Architect & Engineering	82	13,190
Real Property, Purchase & Lease, or Maintenance	85	5,355
ADP Services (includes Installation & Maintenance)	1,322	260,909
Other Services	1,413	291,962

FEDERAL PROCUREMENT DATA SYSTEM
DEPARTMENT OF VETERANS AFFAIRS
Actions Reported in Summary on SF281
Fiscal Year 1991 Through Fourth Quarter

PART I - PRIME CONTRACTS							
	PROCUREMENT METHODS	Number of Actions (a)	NET DOLLAR AMOUNTS (000)				Total Dollars (f)
			Small Business Concerns (b)	Large Business Concerns (c)	Domestic Outside U.S./ Foreign (d)	Other Entities (e)	
NEW AWARDS AND MODIFICATIONS	1. Tariff or Regulated Acquisitions	14,136					31,129
	2. Contracts for Foreign Government or International Organization	13,817					1,048
	3. Small Purchases	1,257,934	431,699	410,178	803	15,721	858,199
	4. Delivery Orders - GSA Schedules Only	99,867	67,577	82,053	54	1,012	150,696
	5. Delivery Orders - Other Federal Schedules	414,783	94,740	440,380	133	1,643	536,896
	6. Delivery Orders - All Other	44,751	41,561	46,137	368	1,750	89,814
	7. Other Procurement Methods	55,115	28,524	7,099	62	3,930	37,815
	8. TOTAL NEW AWARDS AND MODIFICATIONS	1,900,203	662,101	965,845	1,218	24,056	1,705,397
COMPETITION	9. Competed	692,202	326,390	646,638	626	4,301	977,955
	10. Not Competed	50,219	36,106	66,660	284	6,370	111,420
	11. Not Available for Competition	1,157,782	297,905	272,547	308	13,385	606,164
MODIFICATIONS	12. TOTAL MODIFICATIONS (Excluding Line 3)	1,233					327

PART II - SELECTED SOCIOECONOMIC STATISTICS (includes both new awards and modifications)					
PREFERENCE PROGRAMS			TYPE OF CONTRACTOR		
CATEGORY	Number of Actions (a)	Total net Dollars (b)	CATEGORY	Number of Actions (a)	Total net Dollars (b)
13. Small Business - Small Purchase Set-Aside	364,671	151,809	18. Small Disadvantaged Business	29,799	36,562
14. Small Business Set-Aside	86,111	91,449	19. Woman-Owned Small Business	47,686	31,897
15. Labor Surplus Area Set-Aside	234,774	181,866	20. Sheltered Workshop	737	2,885
16. Combined Labor Surplus/ Small Business Set-Aside	68,068	58,595			
17. 8(a) Awards	1,174	2,192			

DEPARTMENT OF VETERANS AFFAIRS
Actions Reported Individually on SF279
Fiscal Year 1991 Through Fourth Quarter

	Actions	Dollars (000)
TOTAL	23,800	1,409,794
CICA APPLICABILITY		
Pre-CICA	245	11,702
CICA Awards	23,410	1,395,312
Small Purchases	185	1,508
Subject to Statute other than CICA	20	1,272
KIND OF CONTRACT ACTION		
Initial Letter Contract	124	13,257
Def. Contract Superseding Letter	4	1,123
New Definitive Contract	3,500	604,586
Small Purchase Procedure	170	1,404
Order Under IDC	16,429	643,053
Order Under BOA	10	444
Order/Mod Under GSA Schedule	816	73,372
Order/Mod Under VA or OPM Schedule	829	35,995
Modifications	1,978	36,580
Termination for Default	0	0
Termination for Convenience	0	0
SYNOPSIS OF PROCUREMENT PRIOR TO AWARD		
Synopsized Prior to Award	9,606	976,947
Not Synopsized Due to Urgency	78	3,362
Not Synopsized for Other Reason	14,176	429,485

FEDERAL PROCUREMENT DATA SYSTEM
DEPARTMENT OF VETERANS AFFAIRS
 Actions Reported Individually on SF279
 Fiscal Year 1991 Through Fourth Quarter

	Actions	Dollars (000)
SOLICITATION PROCEDURE		
Full and Open Competition - Sealed Bid	4,026	284,417
Full and Open Competition - Comp Proposal	2,672	393,206
Full and Open Competition - Combination	54	7,943
Architect Engineer	521	34,170
Basic Research	0	0
Multiple Award Schedule	1,603	160,579
Alternate Source/Reduced Cost	0	0
Alternate Source/Mobilization	1	49
Alternate Source/Eng R & D	0	0
Set-aside	1,889	129,043
Other than Full and Open Competition	12,644	385,905
FULL AND OPEN COMPETITION WITH ONLY ONE BIDDER/OFFERER	1,558	65,872
AUTHORITY FOR OTHER THAN FULL AND OPEN COMPETITION		
Only One Source	1,838	125,316
- Follow-on Contract	23	1,455
- Utilities (Regulated & Telecommunications)	1,337	98,496
Unusual & Compelling Urgency	89	3,721
Mobilization/Essential R&D	4	1,216
International Agreement	0	0
Authorized by Statute	10,702	255,351
Authorized Resale	8	194
National Security	0	0
Public Interest	3	107
EXTENT COMPETED		
Competed	11,079	1,017,936
Not Available for Competition	12,258	363,808
Follow-on to Competed Action	21	922
Not Competed	502	27,128
TYPE OF CONTRACT		
Fixed Price	23,803	1,404,246
Cost Reimbursement	45	4,844
Time and Material	5	117
Labor Hour	7	587
TYPE OF CONTRACTOR		
Small Disadvantaged Business	886	70,716
Other Small Business	9,106	402,469
Large Business	12,154	862,150
Sheltered Workshops	46	1,790
Educational & Nonprofit	942	34,016
State & Local Government	693	38,006
Foreign Contractor	2	144
Domestic Contractor Performing Outside US	31	503
WOMAN-OWNED SMALL BUSINESS	603	61,242
PREFERENCE PROGRAMS		
Directed to Sheltered Workshop	46	1,790
8 (a) Program	416	49,444
Combined LSA/SB Set-aside	176	8,783
Small Business Set-aside	1,289	77,329
Labor Surplus Area Set-aside	472	43,828
Tie Bid Preference	0	0
Buy Indian/Self Determination Act	0	0
No Preference Program or Not Listed	21,461	1,228,620
SUBJECT TO LABOR STATUTES		
Walsh Healy Act - Manufacturer	4,455	472,283
Walsh Healy Act - Dealer	1,139	123,388
Service Contract Act	11,908	262,165
Davis Bacon Act	2,599	302,548
Not Subject to Above Acts	3,761	249,412
PRODUCT OR SERVICE		
Supplies & Equipment	5,730	552,333
ADP Equipment, Purchase and Lease	222	62,421
Research & Development	10	2,128
Construction	2,595	301,471
Architect & Engineering	597	37,230
Real Property, Purchase & Lease, or Maintenance	126	19,882
ADP Services (includes Installation & Maintenance)	82	5,895
Other Services	14,498	428,434

FEDERAL PROCUREMENT DATA SYSTEM
ACTION
 Actions Reported in Summary on SF281
 Fiscal Year 1991 Through Fourth Quarter

PART I - PRIME CONTRACTS							
	PROCUREMENT METHODS	Number of Actions (a)	NET DOLLAR AMOUNTS (000)				Total Dollars (f)
			Small Business Concerns (b)	Large Business Concerns (c)	Domestic Outside U.S./ Foreign (d)	Other Entities (e)	
NEW AWARDS AND MODIFICATIONS	1. Tariff or Regulated Acquisitions	0					0
	2. Contracts for Foreign Government or International Organization	0					0
	3. Small Purchases	1,355	728	453	0	28	1,207
	4. Delivery Orders - GSA Schedules Only	289	566	318	0	0	884
	5. Delivery Orders - Other Federal Schedules	45	135	28	0	0	181
	6. Delivery Orders - All Other	2	0	4	0	0	4
	7. Other Procurement Methods	11	22	17	0	0	39
	8. TOTAL NEW AWARDS AND MODIFICATIONS	1,682	1,451	818	0	28	2,295
COMPETITION	9. Competed	278	216	254	0	12	482
	10. Not Competed	928	651	364	0	0	1,015
	11. Not Available for Competition	476	584	200	0	14	798
MODIFICATIONS	12. TOTAL MODIFICATIONS (Excluding Line 3)	12					5

PART II - SELECTED SOCIOECONOMIC STATISTICS (Includes both new awards and modifications)					
PREFERENCE PROGRAMS			TYPE OF CONTRACTOR		
CATEGORY	Number of Actions (a)	Total net Dollars (b)	CATEGORY	Number of Actions (a)	Total net Dollars (b)
13. Small Business - Small Purchase Set-Aside	5	2	18. Small Disadvantaged Business	0	0
14. Small Business Set-Aside	0	0	19. Woman-Owned Small Business	21	78
15. Labor Surplus Area Set-Aside	0	0	20. Sheltered Workshop	0	0
16. Combined Labor Surplus/ Small Business Set-Aside	0	0			
17. 8(a) Awards	0	0			

ACTION
 Actions Reported Individually on SF279
 Fiscal Year 1991 Through Fourth Quarter

	Actions	Dollars (000)
TOTAL	0	0
CICA APPLICABILITY		
Pre-CICA	0	0
CICA Awards	0	0
Small Purchases	0	0
Subject to Statute other than CICA	0	0
KIND OF CONTRACT ACTION		
Initial Letter Contract	0	0
Def. Contract Superseding Letter	0	0
New Definitive Contract	0	0
Small Purchase Procedure	0	0
Order Under IDC	0	0
Order Under BOA	0	0
Order /Mod Under GSA Schedule	0	0
Order/Mod Under VA or OPM Schedule	0	0
Modifications	0	0
Termination for Default	0	0
Termination for Convenience	0	0
SYNOPSIS OF PROCUREMENT PRIOR TO AWARD		
Synopsized Prior to Award	0	0
Not Synopsized Due to Urgency	0	0
Not Synopsized for Other Reason	0	0

FEDERAL PROCUREMENT DATA SYSTEM
ACTION
 Actions Reported Individually on SF279
 Fiscal Year 1991 Through Fourth Quarter

	Actions	Dollars (000)
SOLICITATION PROCEDURE		
Full and Open Competition - Sealed Bid	0	0
Full and Open Competition - Comp Proposal	0	0
Full and Open Competition - Combination	0	0
Architect Engineer	0	0
Basic Research	0	0
Multiple Award Schedule	0	0
Alternate Source/Reduced Cost	0	0
Alternate Source/Mobilization	0	0
Alternate Source/Eng R & D	0	0
Set-aside	0	0
Other than Full and Open Competition	0	0
FULL AND OPEN COMPETITION WITH ONLY ONE BIDDER/OFFERER		
AUTHORITY FOR OTHER THAN FULL AND OPEN COMPETITION		
Only One Source	0	0
- Follow-on Contract	0	0
- Utilities (Regulated & Telecommunications)	0	0
Unusual & Compelling Urgency	0	0
Mobilization/Essential R&D	0	0
International Agreement	0	0
Authorized by Statute	0	0
Authorized Resale	0	0
National Security	0	0
Public Interest	0	0
EXTENT COMPETED		
Competed	0	0
Not Available for Competition	0	0
Follow-on to Competed Action	0	0
Not Competed	0	0
TYPE OF CONTRACT		
Fixed Price	0	0
Cost Reimbursement	0	0
Time and Material	0	0
Labor Hour	0	0
TYPE OF CONTRACTOR		
Small Disadvantaged Business	0	0
Other Small Business	0	0
Large Business	0	0
Sheltered Workshops	0	0
Educational & Nonprofit	0	0
State & Local Government	0	0
Foreign Contractor	0	0
Domestic Contractor Performing Outside US	0	0
WOMAN-OWNED SMALL BUSINESS		
PREFERENCE PROGRAMS		
Directed to Sheltered Workshop	0	0
8 (a) Program	0	0
Combined LSA/SB Set-aside	0	0
Small Business Set-aside	0	0
Labor Surplus Area Set-aside	0	0
Tie Bid Preference	0	0
Buy Indian/Self Determination Act	0	0
No Preference Program or Not Listed	0	0
SUBJECT TO LABOR STATUTES		
Walsh Healy Act - Manufacturer	0	0
Walsh Healy Act - Dealer	0	0
Service Contract Act	0	0
Davis Bacon Act	0	0
Not Subject to Above Acts	0	0
PRODUCT OR SERVICE		
Supplies & Equipment	0	0
ADP Equipment, Purchase and Lease	0	0
Research & Development	0	0
Construction	0	0
Architect & Engineering	0	0
Real Property, Purchase & Lease, or Maintenance	0	0
ADP Services (includes Installation & Maintenance)	0	0
Other Services	0	0

FEDERAL PROCUREMENT DATA SYSTEM
ADMINISTRATIVE CONFERENCE OF THE U.S.
 Actions Reported in Summary on SF281
 Fiscal Year 1991 Through Fourth Quarter

PART I - PRIME CONTRACTS							
	PROCUREMENT METHODS	Number of Actions (a)	NET DOLLAR AMOUNTS (000)				
			Small Business Concerns (b)	Large Business Concerns (c)	Domestic Outside U.S./ Foreign (d)	Other Entities (e)	Total Dollars (f)
NEW AWARDS AND MODIFICATIONS	1. Tariff or Regulated Acquisitions	39				8	
	2. Contracts for Foreign Government or International Organization	0				0	
	3. Small Purchases	474	138	9	0	2	149
	4. Delivery Orders - GSA Schedules Only	138	0	88	0	0	88
	5. Delivery Orders - Other Federal Schedules	0	0	0	0	0	0
	6. Delivery Orders - All Other	0	0	0	0	0	0
	7. Other Procurement Methods	63	317	0	0	0	317
	8. TOTAL NEW AWARDS AND MODIFICATIONS	712	455	97	0	2	562
COMPETITION	9. Competed	658	322	97	0	2	423
	10. Not Competed	0	0	0	0	0	0
	11. Not Available for Competition	54	133	0	0	0	137
MODIFICATIONS	12. TOTAL MODIFICATIONS (Excluding Line 3)	0					0

PART II - SELECTED SOCIOECONOMIC STATISTICS (Includes both new awards and modifications)					
PREFERENCE PROGRAMS			TYPE OF CONTRACTOR		
CATEGORY	Number of Actions (a)	Total net Dollars (b)	CATEGORY	Number of Actions (a)	Total net Dollars (b)
13. Small Business - Small Purchase Set-Aside	429	136	18. Small Disadvantaged Business	40	12
14. Small Business Set-Aside	51	129	19. Woman-Owned Small Business	4	1
15. Labor Surplus Area Set-Aside	0	0	20. Sheltered Workshop	0	0
16. Combined Labor Surplus/ Small Business Set-Aside	0	0			
17. 8(a) Awards	18	16			

ADMINISTRATIVE CONFERENCE OF THE U.S.
 Actions Reported Individually on SF279
 Fiscal Year 1991 Through Fourth Quarter

	Actions	Dollars (000)
TOTAL	0	0
CICA APPLICABILITY		
Pre-CICA	0	0
CICA Awards	0	0
Small Purchases	0	0
Subject to Statute other than CICA	0	0
KIND OF CONTRACT ACTION		
Initial Letter Contract	0	0
Def. Contract Superseding Letter	0	0
New Definitive Contract	0	0
Small Purchase Procedure	0	0
Order Under IDC	0	0
Order Under BOA	0	0
Order /Mod Under GSA Schedule	0	0
Order/Mod Under VA or OPM Schedule	0	0
Modifications	0	0
Termination for Default	0	0
Termination for Convenience	0	0
SYNOPSIS OF PROCUREMENT PRIOR TO AWARD		
Synopsized Prior to Award	0	0
Not Synopsized Due to Urgency	0	0
Not Synopsized for Other Reason	0	0

FEDERAL PROCUREMENT DATA SYSTEM
ADMINISTRATIVE CONFERENCE OF THE U.S.
 Actions Reported Individually on SF279
 Fiscal Year 1991 Through Fourth Quarter

SOLICITATION PROCEDURE	Actions	Dollars (000)
Full and Open Competition - Sealed Bid	0	0
Full and Open Competition - Comp Proposal	0	0
Full and Open Competition - Combination	0	0
Architect Engineer	0	0
Basic Research	0	0
Multiple Award Schedule	0	0
Alternate Source/Reduced Cost	0	0
Alternate Source/Mobilization	0	0
Alternate Source/Eng R & D	0	0
Set-aside	0	0
Other than Full and Open Competition	0	0
FULL AND OPEN COMPETITION WITH ONLY ONE BIDDER/OFFERER	0	0
AUTHORITY FOR OTHER THAN FULL AND OPEN COMPETITION		
Only One Source	0	0
- Follow-on Contract	0	0
- Utilities (Regulated & Telecommunications)	0	0
Unusual & Compelling Urgency	0	0
Mobilization/Essential R&D	0	0
International Agreement	0	0
Authorized by Statute	0	0
Authorized Resale	0	0
National Security	0	0
Public Interest	0	0
EXTENT COMPETED		
Competed	0	0
Not Available for Competition	0	0
Follow-on to Completed Action	0	0
Not Competed	0	0
TYPE OF CONTRACT		
Fixed Price	0	0
Cost Reimbursement	0	0
Time and Material	0	0
Labor Hour	0	0
TYPE OF CONTRACTOR		
Small Disadvantaged Business	0	0
Other Small Business	0	0
Large Business	0	0
Sheltered Workshops	0	0
Educational & Nonprofit	0	0
State & Local Government	0	0
Foreign Contractor	0	0
Domestic Contractor Performing Outside US	0	0
WOMAN-OWNED SMALL BUSINESS	0	0
PREFERENCE PROGRAMS		
Directed to Sheltered Workshop	0	0
8 (a) Program	0	0
Combined LSA/SB Set-aside	0	0
Small Business Set-aside	0	0
Labor Surplus Area Set-aside	0	0
Tie Bid Preference	0	0
Buy Indian/Self Determination Act	0	0
No Preference Program or Not Listed	0	0
SUBJECT TO LABOR STATUTES		
Walsh Healy Act - Manufacturer	0	0
Walsh Healy Act - Dealer	0	0
Service Contract Act	0	0
Davis Bacon Act	0	0
Not Subject to Above Acts	0	0
PRODUCT OR SERVICE		
Supplies & Equipment	0	0
ADP Equipment, Purchase and Lease	0	0
Research & Development	0	0
Construction	0	0
Architect & Engineering	0	0
Real Property, Purchase & Lease, or Maintenance	0	0
ADP Services (includes Installation & Maintenance)	0	0
Other Services	0	0

FEDERAL PROCUREMENT DATA SYSTEM
AGENCY FOR INTERNATIONAL DEVELOPMENT
 Actions Reported in Summary on SF281
 Fiscal Year 1991 Through Fourth Quarter

PART I - PRIME CONTRACTS						
PROCUREMENT METHODS	Number of Actions (a)	NET DOLLAR AMOUNTS (000)				
		Small Business Concerns (b)	Large Business Concerns (c)	Domestic Outside U.S./ Foreign (d)	Other Entities (e)	Total Dollars (f)
1. Tariff or Regulated Acquisitions	0					0
2. Contracts for Foreign Government or International Organization	0					0
3. Small Purchases	6,913	3,636	2,617	8,535	217	15,005
4. Delivery Orders - GSA Schedules Only	674	715	740	15	9	1,479
5. Delivery Orders - Other Federal Schedules	99	25	333	672	1	1,031
6. Delivery Orders - All Other	834	3	1	44	0	48
7. Other Procurement Methods	923	141	276	1,583	121	2,121
8. TOTAL NEW AWARDS AND MODIFICATIONS	9,443	4,521	3,966	10,849	348	19,684
9. Competed	3,286	2,460	2,238	5,552	185	10,435
10. Not Competed	3,413	1,036	1,392	3,098	92	5,618
11. Not Available for Competition	2,231	1,025	336	2,199	71	3,631
12. TOTAL MODIFICATIONS (Excluding Line 3)	0					0

PART II - SELECTED SOCIOECONOMIC STATISTICS (Includes both new awards and modifications)					
PREFERENCE PROGRAMS			TYPE OF CONTRACTOR		
CATEGORY	Number of Actions (a)	Total net Dollars (b)	CATEGORY	Number of Actions (a)	Total net Dollars (b)
13. Small Business - Small Purchase Set-Aside	491	762	18. Small Disadvantaged Business	21	77
14. Small Business Set-Aside	0	0	19. Women-Owned Small Business	55	208
15. Labor Surplus Area Set-Aside	0	0	20. Sheltered Workshop	0	0
16. Combined Labor Surplus/ Small Business Set-Aside	0	0			
17. 8(a) Awards	0	0			

AGENCY FOR INTERNATIONAL DEVELOPMENT
 Actions Reported Individually on SF279
 Fiscal Year 1991 Through Fourth Quarter

	Actions	Dollars (000)
TOTAL	3,098	831,718
CICA APPLICABILITY		
Pre-CICA	25	3,212
CICA Awards	2,250	724,916
Small Purchases	0	0
Subject to Statute other than CICA	823	103,590
KIND OF CONTRACT ACTION		
Initial Letter Contract	0	0
Def. Contract Superseding Letter	0	0
New Definitive Contract	774	280,821
Small Purchase Procedure	0	0
Order Under IDC	715	72,631
Order Under BOA	32	3,532
Order /Mod Under GSA Schedule	34	1,953
Order/Mod Under VA or OPM Schedule	2	35
Modifications	1,532	472,920
Termination for Default	0	0
Termination for Convenience	9	-174
SYNOPSIS OF PROCUREMENT PRIOR TO AWARD		
Synopsized Prior to Award	1,468	593,004
Not Synopsized Due to Urgency	37	12,221
Not Synopsized for Other Reason	1,593	226,493

FEDERAL PROCUREMENT DATA SYSTEM
AGENCY FOR INTERNATIONAL DEVELOPMENT
 Actions Reported Individually on SF279
 Fiscal Year 1991 Through Fourth Quarter

	Actions	Dollars (000)
SOLICITATION PROCEDURE		
Full and Open Competition - Sealed Bid	131	86,644
Full and Open Competition - Comp Proposal	1,274	423,920
Full and Open Competition - Combination	92	43,794
Architect Engineer	16	22,653
Basic Research	2	1,895
Multiple Award Schedule	25	1,486
Alternate Source/Reduced Cost	0	0
Alternate Source/Mobilization	0	0
Alternate Source/Eng R & D	0	0
Set-aside	65	11,679
Other than Full and Open Competition	645	132,845
FULL AND OPEN COMPETITION WITH ONLY ONE BIDDER/OFFERER	175	122,047
AUTHORITY FOR OTHER THAN FULL AND OPEN COMPETITION		
Only One Source	86	39,626
- Follow-on Contract	21	7,194
- Utilities (Regulated & Telecommunications)	0	0
Unusual & Compelling Urgency	113	13,975
Mobilization/Essential R&D	14	1,549
International Agreement	5	94
Authorized by Statute	427	77,601
Authorized Resale	0	0
National Security	0	0
Public Interest	0	0
EXTENT COMPETED		
Competed	2,277	667,319
Not Available for Competition	508	94,816
Follow-on to Competed Action	42	18,812
Not Competed	271	50,771
TYPE OF CONTRACT		
Fixed Price	1,114	156,432
Cost Reimbursement	1,121	604,410
Time and Material	716	64,161
Labor Hour	147	6,715
TYPE OF CONTRACTOR		
Small Disadvantaged Business	346	79,188
Other Small Business	553	79,893
Large Business	342	191,190
Sheltered Workshops	0	0
Educational & Nonprofit	113	96,226
State & Local Government	17	9,615
Foreign Contractor	818	57,917
Domestic Contractor Performing Outside US	909	317,687
WOMAN-OWNED SMALL BUSINESS	161	20,230
PREFERENCE PROGRAMS		
Directed to Sheltered Workshop	0	0
8 (a) Program	217	56,425
Combined LSA/SB Set-aside	3	1,959
Small Business Set-aside	148	17,508
Labor Surplus Area Set-aside	3	403
Tie Bid Preference	1	59
Buy Indian/Self Determination Act	0	0
No Preference Program or Not Listed	2,726	755,364
SUBJECT TO LABOR STATUTES		
Walsh Healy Act - Manufacturer	63	49,128
Walsh Healy Act - Dealer	68	6,910
Service Contract Act	82	21,016
Davis Bacon Act	2	3,155
Not Subject to Above Acts	2,903	751,509
PRODUCT OR SERVICE		
Supplies & Equipment	159	61,701
ADP Equipment, Purchase and Lease	46	3,406
Research & Development	96	31,098
Construction	18	39,334
Architect & Engineering	62	44,659
Real Property, Purchase & Lease, or Maintenance	5	161
ADP Services (includes Installation & Maintenance)	72	11,356
Other Services	2,640	640,003

FEDERAL PROCUREMENT DATA SYSTEM
AMERICAN BATTLE MONUMENTS COMMISSION
 Actions Reported in Summary on SF281
 Fiscal Year 1991 Through Fourth Quarter

PART I - PRIME CONTRACTS						
	PROCUREMENT METHODS	Number of Actions (a)	NET DOLLAR AMOUNTS (000)			
			Small Business Concerns (b)	Large Business Concerns (c)	Domestic Outside U.S./ Foreign (d)	Other Entities (e)
NEW AWARDS AND MODIFICATIONS	1. Tariff or Regulated Acquisitions	0				0
	2. Contracts for Foreign Government or International Organization	0				0
	3. Small Purchases	11,467	0	0	6,280	6,280
	4. Delivery Orders - GSA Schedules Only	99	51	43	0	94
	5. Delivery Orders - Other Federal Schedules	48	0	0	0	31
	6. Delivery Orders - All Other	0	0	0	0	0
	7. Other Procurement Methods	2,684	0	0	1,657	1,657
	8. TOTAL NEW AWARDS AND MODIFICATIONS	14,298	51	43	7,917	8,042
COMPETITION	9. Competed	1,135	0	0	393	393
	10. Not Competed	2,579	6	5	1,184	1,197
	11. Not Available for Competition	10,584	45	38	6,340	6,452
MODIFICATIONS	12. TOTAL MODIFICATIONS (Excluding Line 3)	0				0

PART II - SELECTED SOCIOECONOMIC STATISTICS (Includes both new awards and modifications)					
PREFERENCE PROGRAMS			TYPE OF CONTRACTOR		
CATEGORY	Number of Actions (a)	Total net Dollars (b)	CATEGORY	Number of Actions (a)	Total net Dollars (b)
13. Small Business - Small Purchase Set-Aside	0	0	18. Small Disadvantaged Business	0	0
14. Small Business Set-Aside	0	0	19. Woman-Owned Small Business	0	0
15. Labor Surplus Area Set-Aside	0	0	20. Sheltered Workshop	0	0
16. Combined Labor Surplus/ Small Business Set-Aside	0	0			
17. 8(a) Awards	0	0			

AMERICAN BATTLE MONUMENTS COMMISSION
 Actions Reported Individually on SF279
 Fiscal Year 1991 Through Fourth Quarter

	Actions	Dollars (000)
TOTAL	0	0
CICA APPLICABILITY		
Pre-CICA	0	0
CICA Awards	0	0
Small Purchases	0	0
Subject to Statute other than CICA	0	0
KIND OF CONTRACT ACTION		
Initial Letter Contract	0	0
Def. Contract Superseding Letter	0	0
New Definitive Contract	0	0
Small Purchase Procedure	0	0
Order Under IDC	0	0
Order Under BOA	0	0
Order/Mod Under GSA Schedule	0	0
Order/Mod Under VA or OPM Schedule	0	0
Modifications	0	0
Termination for Default	0	0
Termination for Convenience	0	0
SYNOPSIS OF PROCUREMENT PRIOR TO AWARD		
Synopsized Prior to Award	0	0
Not Synopsized Due to Urgency	0	0
Not Synopsized for Other Reason	0	0

FEDERAL PROCUREMENT DATA SYSTEM
AMERICAN BATTLE MONUMENTS COMMISSION
 Actions Reported Individually on SF279
 Fiscal Year 1991 Through Fourth Quarter

SOLICITATION PROCEDURE	Actions	Dollars (000)
Full and Open Competition - Sealed Bid	0	0
Full and Open Competition - Comp Proposal	0	0
Full and Open Competition - Combination	0	0
Architect Engineer	0	0
Basic Research	0	0
Multiple Award Schedule	0	0
Alternate Source/Reduced Cost	0	0
Alternate Source/Mobilization	0	0
Alternate Source/Eng R & D	0	0
Set-aside	0	0
Other than Full and Open Competition	0	0
FULL AND OPEN COMPETITION WITH ONLY ONE BIDDER/OFFERER	0	0
AUTHORITY FOR OTHER THAN FULL AND OPEN COMPETITION		
Only One Source	0	0
- Follow-on Contract	0	0
- Utilities (Regulated & Telecommunications)	0	0
Unusual & Compelling Urgency	0	0
Mobilization/Essential R&D	0	0
International Agreement	0	0
Authorized by Statute	0	0
Authorized Resale	0	0
National Security	0	0
Public Interest	0	0
EXTENT COMPETED		
Competed	0	0
Not Available for Competition	0	0
Follow-on to Competed Action	0	0
Not Competed	0	0
TYPE OF CONTRACT		
Fixed Price	0	0
Cost Reimbursement	0	0
Time and Material	0	0
Labor Hour	0	0
TYPE OF CONTRACTOR		
Small Disadvantaged Business	0	0
Other Small Business	0	0
Large Business	0	0
Sheltered Workshops	0	0
Educational & Nonprofit	0	0
State & Local Government	0	0
Foreign Contractor	0	0
Domestic Contractor Performing Outside US	0	0
WOMAN-OWNED SMALL BUSINESS	0	0
PREFERENCE PROGRAMS		
Directed to Sheltered Workshop	0	0
8 (a) Program	0	0
Combined LSA/SB Set-aside	0	0
Small Business Set-aside	0	0
Labor Surplus Area Set-aside	0	0
Tie Bid Preference	0	0
Buy Indian/Self Determination Act	0	0
No Preference Program or Not Listed	0	0
SUBJECT TO LABOR STATUTES		
Walsh Healy Act - Manufacturer	0	0
Walsh Healy Act - Dealer	0	0
Service Contract Act	0	0
Davis Bacon Act	0	0
Not Subject to Above Acts	0	0
PRODUCT OR SERVICE		
Supplies & Equipment	0	0
ADP Equipment, Purchase and Lease	0	0
Research & Development	0	0
Construction	0	0
Architect & Engineering	0	0
Real Property, Purchase & Lease, or Maintenance	0	0
ADP Services (includes Installation & Maintenance)	0	0
Other Services	0	0

FEDERAL PROCUREMENT DATA SYSTEM
BOARD FOR INTERNATIONAL BROADCASTING
 Actions Reported in Summary on SF281
 Fiscal Year 1991 Through Fourth Quarter

PART I - PRIME CONTRACTS							
	PROCUREMENT METHODS	Number of Actions (a)	NET DOLLAR AMOUNTS (000)				Total Dollars (f)
			Small Business Concerns (b)	Large Business Concerns (c)	Domestic Outside U.S./ Foreign (d)	Other Entities (e)	
NEW AWARDS AND MODIFICATIONS	1. Tariff or Regulated Acquisitions	0					0
	2. Contracts for Foreign Government or International Organization	0					0
	3. Small Purchases	56	132	0	0	0	132
	4. Delivery Orders - GSA Schedules Only	12	0	30	0	0	30
	5. Delivery Orders - Other Federal Schedules	0	0	0	0	0	0
	6. Delivery Orders - All Other	119	0	63	0	0	63
	7. Other Procurement Methods	0	0	0	0	0	0
	8. TOTAL NEW AWARDS AND MODIFICATIONS	197	132	93	0	0	225
COMPETITION	9. Competed	45	79	40	0	0	119
	10. Not Competed	1	0	1	0	0	1
	11. Not Available for Competition	141	53	52	0	0	105
MODIFICATIONS	12. TOTAL MODIFICATIONS (Excluding Line 3)	131					93

PART II - SELECTED SOCIOECONOMIC STATISTICS (Includes both new awards and modifications)					
PREFERENCE PROGRAMS			TYPE OF CONTRACTOR		
CATEGORY	Number of Actions (a)	Total net Dollars (b)	CATEGORY	Number of Actions (a)	Total net Dollars (b)
13. Small Business - Small Purchase Set-Aside	56	132	18. Small Disadvantaged Business	0	0
14. Small Business Set-Aside	0	0	19. Woman-Owned Small Business	14	20
15. Labor Surplus Area Set-Aside	0	0	20. Sheltered Workshop	0	0
16. Combined Labor Surplus/ Small Business Set-Aside	0	0			
17. 8(a) Awards	0	0			

BOARD FOR INTERNATIONAL BROADCASTING
 Actions Reported Individually on SF279
 Fiscal Year 1991 Through Fourth Quarter

	Actions	Dollars (000)
TOTAL	0	0
CICA APPLICABILITY		
Pre-CICA	0	0
CICA Awards	0	0
Small Purchases	0	0
Subject to Statute other than CICA	0	0
KIND OF CONTRACT ACTION		
Initial Letter Contract	0	0
Def. Contract Superseding Letter	0	0
New Definitive Contract	0	0
Small Purchase Procedure	0	0
Order Under IDC	0	0
Order Under BOA	0	0
Order /Mod Under GSA Schedule	0	0
Order/Mod Under VA or OPM Schedule	0	0
Modifications	0	0
Termination for Default	0	0
Termination for Convenience	0	0
SYNOPSIS OF PROCUREMENT PRIOR TO AWARD		
Synopsisized Prior to Award	0	0
Not Synopsisized Due to Urgency	0	0
Not Synopsisized for Other Reason	0	0

FEDERAL PROCUREMENT DATA SYSTEM
BOARD FOR INTERNATIONAL BROADCASTING
 Actions Reported Individually on SF279
 Fiscal Year 1991 Through Fourth Quarter

	Actions	Dollars (900)
SOLICITATION PROCEDURE		
Full and Open Competition - Sealed Bid	0	0
Full and Open Competition - Comp Proposal	0	0
Full and Open Competition - Combination	0	0
Architect Engineer	0	0
Basic Research	0	0
Multiple Award Schedule	0	0
Alternate Source/Reduced Cost	0	0
Alternate Source/Mobilization	0	0
Alternate Source/Eng R & D	0	0
Set-aside	0	0
Other than Full and Open Competition	0	0
FULL AND OPEN COMPETITION WITH ONLY ONE BIDDER/OFFERER		
AUTHORITY FOR OTHER THAN FULL AND OPEN COMPETITION		
Only One Source	0	0
- Follow-on Contract	0	0
- Utilities (Regulated & Telecommunications)	0	0
Unusual & Compelling Urgency	0	0
Mobilization/Essential R&D	0	0
International Agreement	0	0
Authorized by Statute	0	0
Authorized Resale	0	0
National Security	0	0
Public Interest	0	0
EXTENT COMPETED		
Competed	0	0
Not Available for Competition	0	0
Follow-on to Competed Action	0	0
Not Competed	0	0
TYPE OF CONTRACT		
Fixed Price	0	0
Cost Reimbursement	0	0
Time and Material	0	0
Labor Hour	0	0
TYPE OF CONTRACTOR		
Small Disadvantaged Business	0	0
Other Small Business	0	0
Large Business	0	0
Sheltered Workshops	0	0
Educational & Nonprofit	0	0
State & Local Government	0	0
Foreign Contractor	0	0
Domestic Contractor Performing Outside US	0	0
WOMAN-OWNED SMALL BUSINESS		
PREFERENCE PROGRAMS		
Directed to Sheltered Workshop	0	0
8 (a) Program	0	0
Combined LSA/SB Set-aside	0	0
Small Business Set-aside	0	0
Labor Surplus Area Set-aside	0	0
Tie Bid Preference	0	0
Buy Indian/Self Determination Act	0	0
No Preference Program or Not Listed	0	0
SUBJECT TO LABOR STATUTES		
Walsh Healy Act - Manufacturer	0	0
Walsh Healy Act - Dealer	0	0
Service Contract Act	0	0
Davis Bacon Act	0	0
Not Subject to Above Acts	0	0
PRODUCT OR SERVICE		
Supplies & Equipment	0	0
ADP Equipment, Purchase and Lease	0	0
Research & Development	0	0
Construction	0	0
Architect & Engineering	0	0
Real Property, Purchase & Lease, or Maintenance	0	0
ADP Services (includes Installation & Maintenance)	0	0
Other Services	0	0

FEDERAL PROCUREMENT DATA SYSTEM
COMMISSION ON CIVIL RIGHTS
 Actions Reported in Summary on SF281
 Fiscal Year 1991 Through Fourth Quarter

PART I - PRIME CONTRACTS							
	PROCUREMENT METHODS	Number of Actions (a)	NET DOLLAR AMOUNTS (000)				
			Small Business Concerns (b)	Large Business Concerns (c)	Domestic Outside U.S./ Foreign (d)	Other Entities (e)	Total Dollars (f)
NEW AWARDS AND MODIFICATIONS	1. Tariff or Regulated Acquisitions	0				0	
	2. Contracts for Foreign Government or International Organization	0				0	
	3. Small Purchases	283	70	78	0	0	148
	4. Delivery Orders - GSA Schedules Only	2	0	22	0	0	22
	5. Delivery Orders - Other Federal Schedules	0	0	0	0	0	0
	6. Delivery Orders - All Other	0	0	0	0	0	0
	7. Other Procurement Methods	7	1	0	0	3	4
	8. TOTAL NEW AWARDS AND MODIFICATIONS	272	71	100	0	3	174
COMPETITION	9. Competed	148	13	47	0	0	60
	10. Not Competed	122	57	53	0	1	111
	11. Not Available for Competition	2	1	0	0	2	3
MODIFICATIONS	12. TOTAL MODIFICATIONS (Excluding Line 3)	16					24

PART II - SELECTED SOCIOECONOMIC STATISTICS (Includes both new awards and modifications)					
PREFERENCE PROGRAMS			TYPE OF CONTRACTOR		
CATEGORY	Number of Actions (a)	Total net Dollars (b)	CATEGORY	Number of Actions (a)	Total net Dollars (b)
13. Small Business - Small Purchase Set-Aside	63	25	18. Small Disadvantaged Business	0	0
14. Small Business Set-Aside	0	0	19. Women-Owned Small Business	9	19
15. Labor Surplus Area Set-Aside	0	0	20. Sheltered Workshop	0	0
16. Combined Labor Surplus/ Small Business Set-Aside	0	0			
17. 8(a) Awards	0	0			

COMMISSION ON CIVIL RIGHTS
 Actions Reported Individually on SF279
 Fiscal Year 1991 Through Fourth Quarter

	Actions	Dollars (000)
TOTAL	0	0
CICA APPLICABILITY		
Pre-CICA	0	0
CICA Awards	0	0
Small Purchases	0	0
Subject to Statute other than CICA	0	0
KIND OF CONTRACT ACTION		
Initial Letter Contract	0	0
Def. Contract Superseding Letter	0	0
New Definitive Contract	0	0
Small Purchase Procedure	0	0
Order Under IDC	0	0
Order Under BOA	0	0
Order /Mod Under GSA Schedule	0	0
Order/Mod Under VA or OPM Schedule	0	0
Modifications	0	0
Termination for Default	0	0
Termination for Convenience	0	0
SYNOPSIS OF PROCUREMENT PRIOR TO AWARD		
Synopsized Prior to Award	0	0
Not Synopsized Due to Urgency	0	0
Not Synopsized for Other Reason	0	0

FEDERAL PROCUREMENT DATA SYSTEM
COMMISSION ON CIVIL RIGHTS
 Actions Reported Individually on SF279
 Fiscal Year 1991 Through Fourth Quarter

	Actions	Dollars (000)
SOLICITATION PROCEDURE		
Full and Open Competition - Sealed Bid	0	0
Full and Open Competition - Comp Proposal	0	0
Full and Open Competition - Combination	0	0
Architect Engineer	0	0
Basic Research	0	0
Multiple Award Schedule	0	0
Alternate Source/Reduced Cost	0	0
Alternate Source/Mobilization	0	0
Alternate Source/Eng R & D	0	0
Set-aside	0	0
Other than Full and Open Competition	0	0
FULL AND OPEN COMPETITION WITH ONLY ONE BIDDER/OFFERER		
AUTHORITY FOR OTHER THAN FULL AND OPEN COMPETITION		
Only One Source	0	0
- Follow-on Contract	0	0
- Utilities (Regulated & Telecommunications)	0	0
Unusual & Compelling Urgency	0	0
Mobilization/Essential R&D	0	0
International Agreement	0	0
Authorized by Statute	0	0
Authorized Resale	0	0
National Security	0	0
Public Interest	0	0
EXTENT COMPETED		
Competed	0	0
Not Available for Competition	0	0
Follow-on to Competed Action	0	0
Not Competed	0	0
TYPE OF CONTRACT		
Fixed Price	0	0
Cost Reimbursement	0	0
Time and Material	0	0
Labor Hour	0	0
TYPE OF CONTRACTOR		
Small Disadvantaged Business	0	0
Other Small Business	0	0
Large Business	0	0
Sheltered Workshops	0	0
Educational & Nonprofit	0	0
State & Local Government	0	0
Foreign Contractor	0	0
Domestic Contractor Performing Outside US	0	0
WOMAN-OWNED SMALL BUSINESS		
PREFERENCE PROGRAMS		
Directed to Sheltered Workshop	0	0
8 (a) Program	0	0
Combined LSA/SB Set-aside	0	0
Small Business Set-aside	0	0
Labor Surplus Area Set-aside	0	0
Tie Bid Preference	0	0
Buy Indian/Self Determination Act	0	0
No Preference Program or Not Listed	0	0
SUBJECT TO LABOR STATUTES		
Walsh Healy Act - Manufacturer	0	0
Walsh Healy Act - Dealer	0	0
Service Contract Act	0	0
Davis Bacon Act	0	0
Not Subject to Above Acts	0	0
PRODUCT OR SERVICE		
Supplies & Equipment	0	0
ADP Equipment, Purchase and Lease	0	0
Research & Development	0	0
Construction	0	0
Architect & Engineering	0	0
Real Property, Purchase & Lease, or Maintenance	0	0
ADP Services (includes Installation & Maintenance)	0	0
Other Services	0	0

FEDERAL PROCUREMENT DATA SYSTEM
COMMODITY FUTURES TRADING COMMISSION
 Actions Reported in Summary on SF281
 Fiscal Year 1991 Through Fourth Quarter

PART I - PRIME CONTRACTS						
	PROCUREMENT METHODS	Number of Actions (a)	NET DOLLAR AMOUNTS (000)			
			Small Business Concerns (b)	Large Business Concerns (c)	Domestic Outside U.S./ Foreign (d)	Other Entities (e)
NEW AWARDS AND MODIFICATIONS	1. Tariff or Regulated Acquisitions	8				28
	2. Contracts for Foreign Government or International Organization	0				0
	3. Small Purchases	1,925	936	813	0	1,749
	4. Delivery Orders - GSA Schedules Only	457	398	1,055	0	1,453
	5. Delivery Orders - Other Federal Schedules	0	0	0	0	0
	6. Delivery Orders - All Other	126	262	145	0	407
	7. Other Procurement Methods	0	0	0	0	0
	8. TOTAL NEW AWARDS AND MODIFICATIONS	2,516	1,596	2,013	0	3,637
COMPETITION	9. Competed	1,076	1,008	1,247	0	2,254
	10. Not Competed	120	284	569	0	853
	11. Not Available for Competition	1,320	304	197	0	530
MODIFICATIONS	12. TOTAL MODIFICATIONS (Excluding Line 3)	100				74

PART II - SELECTED SOCIOECONOMIC STATISTICS (Includes both new awards and modifications)					
PREFERENCE PROGRAMS			TYPE OF CONTRACTOR		
CATEGORY	Number of Actions (a)	Total net Dollars (b)	CATEGORY	Number of Actions (a)	Total net Dollars (b)
13. Small Business - Small Purchase Set-Aside	0	0	18. Small Disadvantaged Business	15	32
14. Small Business Set-Aside	0	0	19. Woman-Owned Small Business	131	254
15. Labor Surplus Area Set-Aside	0	0	20. Sheltered Workshop	0	0
16. Combined Labor Surplus/ Small Business Set-Aside	0	0			
17. 8(a) Awards	0	0			

COMMODITY FUTURES TRADING COMMISSION
 Actions Reported Individually on SF279
 Fiscal Year 1991 Through Fourth Quarter

	Actions	Dollars (000)
TOTAL	49	8,342
CICA APPLICABILITY		
Pre-CICA	0	0
CICA Awards	49	8,342
Small Purchases	0	0
Subject to Statute other than CICA	0	0
KIND OF CONTRACT ACTION		
Initial Letter Contract	0	0
Def. Contract Superseding Letter	0	0
New Definitive Contract	20	6,381
Small Purchase Procedure	0	0
Order Under IDC	0	0
Order Under BOA	0	0
Order /Mod Under GSA Schedule	13	1,073
Order/Mod Under VA or OPM Schedule	0	0
Modifications	16	888
Termination for Default	0	0
Termination for Convenience	0	0
SYNOPSIS OF PROCUREMENT PRIOR TO AWARD		
Synopsized Prior to Award	28	6,141
Not Synopsized Due to Urgency	0	0
Not Synopsized for Other Reason	21	2,201

FEDERAL PROCUREMENT DATA SYSTEM
COMMODITY FUTURES TRADING COMMISSION
 Actions Reported Individually on SF279
 Fiscal Year 1991 Through Fourth Quarter

	Actions	Dollars (000)
SOLICITATION PROCEDURE		
Full and Open Competition - Sealed Bid	0	0
Full and Open Competition - Comp Proposal	32	5,967
Full and Open Competition - Combination	0	0
Architect Engineer	0	0
Basic Research	0	0
Multiple Award Schedule	5	703
Alternate Source/Reduced Cost	0	0
Alternate Source/Mobilization	0	0
Alternate Source/Eng R & D	0	0
Set-aside	0	0
Other than Full and Open Competition	12	1,672
FULL AND OPEN COMPETITION WITH ONLY ONE BIDDER/OFFERER	3	477
AUTHORITY FOR OTHER THAN FULL AND OPEN COMPETITION		
Only One Source	6	168
- Follow-on Contract	0	0
- Utilities (Regulated & Telecommunications)	3	108
Unusual & Compelling Urgency	0	0
Mobilization/Essential R&D	0	0
International Agreement	0	0
Authorized by Statute	6	1,504
Authorized Resale	0	0
National Security	0	0
Public Interest	0	0
EXTENT COMPETED		
Competed	37	6,670
Not Available for Competition	9	1,612
Follow-on to Competed Action	0	0
Not Competed	3	60
TYPE OF CONTRACT		
Fixed Price	46	6,967
Cost Reimbursement	1	275
Time and Material	0	0
Labor Hour	2	1,080
TYPE OF CONTRACTOR		
Small Disadvantaged Business	6	1,504
Other Small Business	1	60
Large Business	42	6,778
Sheltered Workshops	0	0
Educational & Nonprofit	0	0
State & Local Government	0	0
Foreign Contractor	0	0
Domestic Contractor Performing Outside US	0	0
WOMAN-OWNED SMALL BUSINESS	3	149
PREFERENCE PROGRAMS		
Directed to Sheltered Workshop	0	0
8 (a) Program	6	1,504
Combined LSA/SB Set-aside	0	0
Small Business Set-aside	0	0
Labor Surplus Area Set-aside	0	0
Tie Bid Preference	0	0
Buy Indian/Self Determination Act	0	0
No Preference Program or Not Listed	43	6,838
SUBJECT TO LABOR STATUTES		
Walsh Healy Act - Manufacturer	12	1,035
Walsh Healy Act - Dealer	3	328
Service Contract Act	2	97
Davis Bacon Act	5	363
Not Subject to Above Acts	27	6,519
PRODUCT OR SERVICE		
Supplies & Equipment	6	655
ADP Equipment, Purchase and Lease	5	800
Research & Development	0	0
Construction	5	363
Architect & Engineering	0	0
Real Property, Purchase & Lease, or Maintenance	18	4,996
ADP Services (includes Installation & Maintenance)	5	1,203
Other Services	10	325

FEDERAL PROCUREMENT DATA SYSTEM
CONSUMER PRODUCT SAFETY COMMISSION
 Actions Reported in Summary on SF281
 Fiscal Year 1991 Through Fourth Quarter

PART I - PRIME CONTRACTS							
	PROCUREMENT METHODS	Number of Actions (e)	NET DOLLAR AMOUNTS (000)				
			Small Business Concerns (b)	Large Business Concerns (c)	Domestic Outside U.S./ Foreign (d)	Other Entities (e)	Total Dollars (f)
NEW AWARDS AND MODIFICATIONS	1. Tariff or Regulated Acquisitions	0				0	
	2. Contracts for Foreign Government or International Organization	0				0	
	3. Small Purchases	1,500	1,089	395	0	1,132	2,616
	4. Delivery Orders - GSA Schedules Only	282	128	348	0	0	476
	5. Delivery Orders - Other Federal Schedules	8	0	7	0	0	7
	6. Delivery Orders - All Other	0	0	0	0	0	0
	7. Other Procurement Methods	18	160	0	0	0	160
	8. TOTAL NEW AWARDS AND MODIFICATIONS	1,878	1,377	741	0	1,132	3,258
COMPETITION	9. Competed	437	347	493	0	0	840
	10. Not Competed	947	529	172	0	584	1,285
	11. Not Available for Competition	494	501	85	0	548	1,134
MODIFICATIONS	12. TOTAL MODIFICATIONS (Excluding Line 3)	33					27

PART II - SELECTED SOCIOECONOMIC STATISTICS (Includes both new awards and modifications)					
PREFERENCE PROGRAMS			TYPE OF CONTRACTOR		
CATEGORY	Number of Actions (a)	Total net Dollars (b)	CATEGORY	Number of Actions (a)	Total net Dollars (b)
13. Small Business - Small Purchase Set-Aside	713	1,089	18. Small Disadvantaged Business	40	56
14. Small Business Set-Aside	0	0	19. Woman-Owned Small Business	131	218
15. Labor Surplus Area Set-Aside	0	0	20. Sheltered Workshop	0	0
16. Combined Labor Surplus/ Small Business Set-Aside	0	0			
17. 8(a) Awards	18	160			

CONSUMER PRODUCT SAFETY COMMISSION
 Actions Reported Individually on SF279
 Fiscal Year 1991 Through Fourth Quarter

	Actions	Dollars (000)
TOTAL	56	1,853
CICA APPLICABILITY		
Pre-CICA	0	0
CICA Awards	56	1,853
Small Purchases	0	0
Subject to Statute other than CICA	0	0
KIND OF CONTRACT ACTION		
Initial Letter Contract	0	0
Def. Contract Superseding Letter	0	0
New Definitive Contract	8	708
Small Purchase Procedure	0	0
Order Under IDC	1	50
Order Under BOA	0	0
Order /Mod Under GSA Schedule	2	67
Order/Mod Under VA or OPM Schedule	0	0
Modifications	45	1,026
Termination for Default	0	0
Termination for Convenience	0	0
SYNOPSIS OF PROCUREMENT PRIOR TO AWARD		
Synopsized Prior to Award	26	996
Not Synopsized Due to Urgency	0	0
Not Synopsized for Other Reason	30	855

FEDERAL PROCUREMENT DATA SYSTEM
CONSUMER PRODUCT SAFETY COMMISSION
 Actions Reported Individually on SF279
 Fiscal Year 1991 Through Fourth Quarter

	Actions	Dollars (000)
SOLICITATION PROCEDURE		
Full and Open Competition - Sealed Bid	1	20
Full and Open Competition - Comp Proposal	23	836
Full and Open Competition - Combination	0	0
Architect Engineer	0	0
Basic Research	0	0
Multiple Award Schedule	3	117
Alternate Source/Reduced Cost	0	0
Alternate Source/Mobilization	0	0
Alternate Source/Eng R & D	0	0
Set-aside	1	57
Other than Full and Open Competition	28	823
FULL AND OPEN COMPETITION WITH ONLY ONE BIDDER/OFFERER	1	120
AUTHORITY FOR OTHER THAN FULL AND OPEN COMPETITION		
Only One Source	1	47
- Follow-on Contract	0	0
- Utilities (Regulated & Telecommunications)	0	0
Unusual & Compelling Urgency	1	8
Mobilization/Essential R&D	0	0
International Agreement	0	0
Authorized by Statute	26	788
Authorized Resale	0	0
National Security	0	0
Public Interest	0	0
EXTENT COMPETED		
Competed	29	1,115
Not Available for Competition	26	691
Follow-on to Competed Action	0	0
Not Competed	1	47
TYPE OF CONTRACT		
Fixed Price	44	1,475
Cost Reimbursement	1	102
Time and Material	1	8
Labor Hour	10	268
TYPE OF CONTRACTOR		
Small Disadvantaged Business	23	614
Other Small Business	12	278
Large Business	14	573
Sheltered Workshops	2	69
Educational & Nonprofit	3	283
State & Local Government	2	38
Foreign Contractor	0	0
Domestic Contractor Performing Outside US	0	0
WOMAN-OWNED SMALL BUSINESS	6	216
PREFERENCE PROGRAMS		
Directed to Sheltered Workshop	2	69
8 (a) Program	23	614
Combined LSA/SB Set-aside	0	0
Small Business Set-aside	10	218
Labor Surplus Area Set-aside	0	0
Tie Bid Preference	0	0
Buy Indian/Self Determination Act	0	0
No Preference Program or Not Listed	21	952
SUBJECT TO LABOR STATUTES		
Walsh Healy Act - Manufacturer	3	185
Walsh Healy Act - Dealer	4	127
Service Contract Act	11	408
Davis Bacon Act	0	0
Not Subject to Above Acts	38	1,133
PRODUCT OR SERVICE		
Supplies & Equipment	2	149
ADP Equipment, Purchase and Lease	5	111
Research & Development	3	323
Construction	1	128
Architect & Engineering	0	0
Real Property, Purchase & Lease, or Maintenance	0	0
ADP Services (includes Installation & Maintenance)	8	118
Other Services	37	1,024

FEDERAL PROCUREMENT DATA SYSTEM
DEFENSE NUCLEAR FACILITIES SAFETY BOARD
 Actions Reported in Summary on SF281
 Fiscal Year 1991 Through Fourth Quarter

PART I - PRIME CONTRACTS							
	PROCUREMENT METHODS	Number of Actions (a)	NET DOLLAR AMOUNTS (000)				
			Small Business Concerns (b)	Large Business Concerns (c)	Domestic Outside U.S./ Foreign (d)	Other Entities (e)	Total Dollars (f)
NEW AWARDS AND MODIFICATIONS	1. Tariff or Regulated Acquisitions	0				0	
	2. Contracts for Foreign Government or International Organization	0				0	
	3. Small Purchases	234	355	139	0	33	527
	4. Delivery Orders - GSA Schedules Only	52	51	19	0	12	82
	5. Delivery Orders - Other Federal Schedules	0	0	0	0	0	0
	6. Delivery Orders - All Other	4	3	0	0	0	3
	7. Other Procurement Methods	0	0	0	0	0	0
	8. TOTAL NEW AWARDS AND MODIFICATIONS	290	409	158	0	45	612
COMPETITION	9. Competed	34	168	70	0	12	250
	10. Not Competed	18	154	47	0	25	226
	11. Not Available for Competition	238	87	41	0	8	136
MODIFICATIONS	12. TOTAL MODIFICATIONS (Excluding Line 3)	31					72

PART II - SELECTED SOCIOECONOMIC STATISTICS (Includes both new awards and modifications)					
PREFERENCE PROGRAMS			TYPE OF CONTRACTOR		
CATEGORY	Number of Actions (a)	Total net Dollars (b)	CATEGORY	Number of Actions (a)	Total net Dollars (b)
13. Small Business - Small Purchase Set-Aside	0	0	18. Small Disadvantaged Business	0	0
14. Small Business Set-Aside	0	0	19. Woman-Owned Small Business	22	113
15. Labor Surplus Area Set-Aside	0	0	20. Sheltered Workshop	0	0
16. Combined Labor Surplus/ Small Business Set-Aside	0	0			
17. 8(a) Awards	0	0			

DEFENSE NUCLEAR FACILITIES SAFETY BOARD
 Actions Reported Individually on SF279
 Fiscal Year 1991 Through Fourth Quarter

	Actions	Dollars (000)
TOTAL	16	3,064
CICA APPLICABILITY		
Pre-CICA	0	0
CICA Awards	16	3,064
Small Purchases	0	0
Subject to Statute other than CICA	0	0
KIND OF CONTRACT ACTION		
Initial Letter Contract	0	0
Def. Contract Superseding Letter	0	0
New Definitive Contract	1	47
Small Purchase Procedure	0	0
Order Under IDC	0	0
Order Under BOA	0	0
Order /Mod Under GSA Schedule	0	0
Order/Mod Under VA or OPM Schedule	0	0
Modifications	15	3,017
Termination for Default	0	0
Termination for Convenience	0	0
SYNOPSIS OF PROCUREMENT PRIOR TO AWARD		
Synopsized Prior to Award	0	0
Not Synopsized Due to Urgency	16	3,064
Not Synopsized for Other Reason	0	0

FEDERAL PROCUREMENT DATA SYSTEM
DEFENSE NUCLEAR FACILITIES SAFETY BOARD
 Actions Reported Individually on SF279
 Fiscal Year 1991 Through Fourth Quarter

SOLICITATION PROCEDURE	Actions	Dollars (000)
Full and Open Competition - Sealed Bid	0	0
Full and Open Competition - Comp Proposal	0	0
Full and Open Competition - Combination	0	0
Architect Engineer	0	0
Basic Research	0	0
Multiple Award Schedule	0	0
Alternate Source/Reduced Cost	0	0
Alternate Source/Mobilization	0	0
Alternate Source/Eng R & D	0	0
Set-aside	0	0
Other than Full and Open Competition	18	3,064
FULL AND OPEN COMPETITION WITH ONLY ONE BIDDER/OFFERER	0	0
AUTHORITY FOR OTHER THAN FULL AND OPEN COMPETITION		
Only One Source	0	0
- Follow-on Contract	0	0
- Utilities (Regulated & Telecommunications)	0	0
Unusual & Compelling Urgency	18	3,064
Mobilization/Essential R&D	0	0
International Agreement	0	0
Authorized by Statute	0	0
Authorized Resale	0	0
National Security	0	0
Public Interest	0	0
EXTENT COMPETED		
Competed	0	0
Not Available for Competition	0	0
Follow-on to Competed Action	0	0
Not Competed	16	3,064
TYPE OF CONTRACT		
Fixed Price	2	25
Cost Reimbursement	10	2,927
Time and Material	3	65
Labor Hour	1	47
TYPE OF CONTRACTOR		
Small Disadvantaged Business	0	0
Other Small Business	10	1,175
Large Business	4	854
Sheltered Workshops	0	0
Educational & Nonprofit	2	1,035
State & Local Government	0	0
Foreign Contractor	0	0
Domestic Contractor Performing Outside US	0	0
WOMAN-OWNED SMALL BUSINESS	0	0
PREFERENCE PROGRAMS		
Directed to Sheltered Workshop	0	0
8 (a) Program	0	0
Combined LSA/SB Set-aside	0	0
Small Business Set-aside	0	0
Labor Surplus Area Set-aside	0	0
Tie Bid Preference	0	0
Buy Indian/Self Determination Act	0	0
No Preference Program or Not Listed	16	3,064
SUBJECT TO LABOR STATUTES		
Walsh Healy Act - Manufacturer	0	0
Walsh Healy Act - Dealer	0	0
Service Contract Act	1	8
Devis Bacon Act	0	0
Not Subject to Above Acts	15	3,056
PRODUCT OR SERVICE		
Supplies & Equipment	0	0
ADP Equipment, Purchase and Lease	0	0
Research & Development	0	0
Construction	0	0
Architect & Engineering	0	0
Real Property, Purchase & Lease, or Maintenance	0	0
ADP Services (includes Installation & Maintenance)	0	0
Other Services	18	3,064

FEDERAL PROCUREMENT DATA SYSTEM
ENVIRONMENTAL PROTECTION AGENCY
 Actions Reported in Summary on SF281
 Fiscal Year 1991 Through Fourth Quarter

PART I - PRIME CONTRACTS							
	PROCUREMENT METHODS	Number of Actions (a)	NET DOLLAR AMOUNTS (000)				Total Dollars (f)
			Small Business Concerns (b)	Large Business Concerns (c)	Domestic Outside U.S./ Foreign (d)	Other Entities (e)	
NEW AWARDS AND MODIFICATIONS	1. Tariff or Regulated Acquisitions	0					0
	2. Contracts for Foreign Government or International Organization	0					0
	3. Small Purchases	28,749	31,675	8,235	68	5,390	45,358
	4. Delivery Orders - GSA Schedules Only	8,332	12,806	37,262	0	11	50,079
	5. Delivery Orders - Other Federal Schedules	1,902	38	4,806	0	264	5,108
	6. Delivery Orders - All Other	0	0	0	0	0	0
	7. Other Procurement Methods	11	1	0	72	0	73
	8. TOTAL NEW AWARDS AND MODIFICATIONS	47,481	44,520	50,303	140	5,655	100,618
COMPETITION	9. Competed	2,932	12,544	2,226	25	217	15,012
	10. Not Competed	33,950	19,130	5,498	38	5,163	29,829
	11. Not Available for Competition	10,599	12,846	42,579	77	275	55,777
MODIFICATIONS	12. TOTAL MODIFICATIONS (Excluding Line 3)	0					0

PART II - SELECTED SOCIOECONOMIC STATISTICS (Includes both new awards and modifications)					
PREFERENCE PROGRAMS			TYPE OF CONTRACTOR		
CATEGORY	Number of Actions (a)	Total net Dollars (b)	CATEGORY	Number of Actions (a)	Total net Dollars (b)
13. Small Business - Small Purchase Set-Aside	13,934	20,403	18. Small Disadvantaged Business	901	2,232
14. Small Business Set-Aside	0	0	19. Woman-Owned Small Business	1,507	3,038
15. Labor Surplus Area Set-Aside	1	1	20. Sheltered Workshop	0	0
16. Combined Labor Surplus/ Small Business Set-Aside	0	0			
17. 8(a) Awards	2	1			

ENVIRONMENTAL PROTECTION AGENCY
 Actions Reported Individually on SF279
 Fiscal Year 1991 Through Fourth Quarter

	Actions	Dollars (000)
TOTAL	7,723	1,052,173
CICA APPLICABILITY		
Pre-CICA	118	5,761
CICA Awards	7,599	1,045,808
Small Purchases	0	0
Subject to Statute other than CICA	6	808
KIND OF CONTRACT ACTION		
Initial Letter Contract	0	0
Def. Contract Superseding Letter	2	365
New Definitive Contract	205	52,754
Small Purchase Procedure	20	185
Order Under IDC	3,751	234,358
Order Under BOA	0	0
Order /Mod Under GSA Schedule	0	0
Order/Mod Under VA or OPM Schedule	0	0
Modifications	3,745	764,511
Termination for Default	0	0
Termination for Convenience	0	0
SYNOPSIS OF PROCUREMENT PRIOR TO AWARD		
Synopsized Prior to Award	7,703	1,051,988
Not Synopsized Due to Urgency	0	0
Not Synopsized for Other Reason	20	185

FEDERAL PROCUREMENT DATA SYSTEM
ENVIRONMENTAL PROTECTION AGENCY
 Actions Reported Individually on SF279
 Fiscal Year 1991 Through Fourth Quarter

	Actions	Dollars (000)
SOLICITATION PROCEDURE		
Full and Open Competition - Sealed Bid	220	38,693
Full and Open Competition - Comp Proposal	3,796	747,362
Full and Open Competition - Combination	0	0
Architect Engineer	540	115,554
Basic Research	0	0
Multiple Award Schedule	0	0
Alternate Source/Reduced Cost	3	172
Alternate Source/Mobilization	0	0
Alternate Source/Eng R & D	0	0
Set-aside	2,146	60,811
Other than Full and Open Competition	894	83,214
FULL AND OPEN COMPETITION WITH ONLY ONE BIDDER/OFFERER	0	0
AUTHORITY FOR OTHER THAN FULL AND OPEN COMPETITION		
Only One Source	469	49,979
- Follow-on Contract	62	772
- Utilities (Regulated & Telecommunications)	0	0
Unusual & Compelling Urgency	7	487
Mobilization/Essential R&D	0	0
International Agreement	0	0
Authorized by Statute	303	21,019
Authorized Resale	115	11,719
National Security	0	0
Public Interest	0	0
EXTENT COMPETED		
Competed	6,841	969,897
Not Available for Competition	634	58,435
Follow-on to Competed Action	0	0
Not Competed	248	23,841
TYPE OF CONTRACT		
Fixed Price	2,790	120,285
Cost Reimbursement	3,291	755,794
Time and Material	1,527	168,101
Labor Hour	115	7,993
TYPE OF CONTRACTOR		
Small Disadvantaged Business	2,438	81,572
Other Small Business	1,266	133,896
Large Business	3,712	793,618
Sheltered Workshops	0	0
Educational & Nonprofit	282	40,530
State & Local Government	6	541
Foreign Contractor	0	0
Domestic Contractor Performing Outside US	19	2,016
WOMAN-OWNED SMALL BUSINESS	222	13,036
PREFERENCE PROGRAMS		
Directed to Sheltered Workshop	0	0
8 (a) Program	2,435	81,541
Combined LSA/SB Set-aside	0	0
Small Business Set-aside	660	44,369
Labor Surplus Area Set-aside	11	2,169
Tie Bid Preference	0	0
Buy Indian/Self Determination Act	0	0
No Preference Program or Not Listed	4,617	924,094
SUBJECT TO LABOR STATUTES		
Walsh Healy Act - Manufacturer	2,094	66,571
Walsh Healy Act - Dealer	340	52,407
Service Contract Act	2,067	352,708
Devis Bacon Act	657	130,948
Not Subject to Above Acts	2,565	449,539
PRODUCT OR SERVICE		
Supplies & Equipment	83	8,518
ADP Equipment, Purchase and Lease	2,074	33,208
Research & Development	683	118,106
Construction	62	3,380
Architect & Engineering	620	138,467
Real Property, Purchase & Lease, or Maintenance	3	281
ADP Services (includes Installation & Maintenance)	495	75,304
Other Services	3,703	674,911

FEDERAL PROCUREMENT DATA SYSTEM
EQUAL EMPLOYMENT OPPORTUNITY COMMISSION
 Actions Reported in Summary on SF281
 Fiscal Year 1991 Through Fourth Quarter

PART I - PRIME CONTRACTS							
	PROCUREMENT METHODS	Number of Actions (e)	NET DOLLAR AMOUNTS (000)				Total Dollars (f)
			Small Business Concerns (b)	Large Business Concerns (c)	Domestic Outside U.S. / Foreign (d)	Other Entities (e)	
NEW AWARDS AND MODIFICATIONS	1. Tariff or Regulated Acquisitions	0					0
	2. Contracts for Foreign Government or International Organization	0					0
	3. Small Purchases	5,889	2,688	1,124	0	0	3,790
	4. Delivery Orders - GSA Schedules Only	951	120	1,076	0	0	1,196
	5. Delivery Orders - Other Federal Schedules	2	0	35	0	0	35
	6. Delivery Orders - All Other	0	0	0	0	0	0
	7. Other Procurement Methods	0	0	0	0	0	0
	8. TOTAL NEW AWARDS AND MODIFICATIONS	6,822	2,786	2,235	0	0	5,021
COMPETITION	9. Competed	1,253	1,065	1,699	0	0	2,764
	10. Not Competed	378	488	101	0	0	589
	11. Not Available for Competition	5,191	1,233	435	0	0	1,668
MODIFICATIONS	12. TOTAL MODIFICATIONS (Excluding Line 3)	290					-83

PART II - SELECTED SOCIOECONOMIC STATISTICS (Includes both new awards and modifications)					
PREFERENCE PROGRAMS			TYPE OF CONTRACTOR		
CATEGORY	Number of Actions (a)	Total net Dollars (b)	CATEGORY	Number of Actions (a)	Total net Dollars (b)
13. Small Business - Small Purchase Set-Aside	0	0	18. Small Disadvantaged Business	116	162
14. Small Business Set-Aside	0	0	19. Women-Owned Small Business	513	331
15. Labor Surplus Area Set-Aside	0	0	20. Sheltered Workshop	0	0
16. Combined Labor Surplus/ Small Business Set-Aside	0	0			
17. 8(a) Awards	0	0			

EQUAL EMPLOYMENT OPPORTUNITY COMMISSION
 Actions Reported Individually on SF279
 Fiscal Year 1991 Through Fourth Quarter

	Actions	Dollars (000)
TOTAL	595	32,207
CICA APPLICABILITY		
Pre-CICA	6	928
CICA Awards	579	31,137
Small Purchases	10	142
Subject to Statute other than CICA	0	0
KIND OF CONTRACT ACTION		
Initial Letter Contract	0	0
Def. Contract Superseding Letter	0	0
New Definitive Contract	168	23,568
Small Purchase Procedure	8	132
Order Under IDC	3	80
Order Under BOA	0	0
Order /Mod Under GSA Schedule	34	2,256
Order/Mod Under VA or OPM Schedule	0	0
Modifications	382	6,171
Termination for Default	0	0
Termination for Convenience	0	0
SYNOPSIS OF PROCUREMENT PRIOR TO AWARD		
Synopsized Prior to Award	25	3,227
Not Synopsized Due to Urgency	16	1,246
Not Synopsized for Other Reason	554	27,734

FEDERAL PROCUREMENT DATA SYSTEM
EQUAL EMPLOYMENT OPPORTUNITY COMMISSION
 Actions Reported Individually on SF279
 Fiscal Year 1991 Through Fourth Quarter

	Actions	Dollars (000)
SOLICITATION PROCEDURE		
Full and Open Competition - Sealed Bid	1	51
Full and Open Competition - Comp Proposal	60	4,423
Full and Open Competition - Combination	0	0
Architect/Engineer	0	0
Basic Research	0	0
Multiple Award Schedule	22	1,094
Alternate Source/Reduced Cost	0	0
Alternate Source/Mobilization	0	0
Alternate Source/Eng R & D	0	0
Set-aside	0	0
Other than Full and Open Competition	496	25,589
FULL AND OPEN COMPETITION WITH ONLY ONE BIDDER/OFFERER	16	755
AUTHORITY FOR OTHER THAN FULL AND OPEN COMPETITION		
Only One Source	4	344
- Follow-on Contract	0	0
- Utilities (Regulated & Telecommunications)	0	0
Unusual & Compelling Urgency	18	1,348
Mobilization/Essential R&D	0	0
International Agreement	0	0
Authorized by Statute	476	23,877
Authorized Resale	0	0
National Security	0	0
Public Interest	0	0
EXTENT COMPETED		
Competed	95	6,699
Not Available for Competition	477	24,129
Follow-on to Competed Action	0	0
Not Competed	23	1,379
TYPE OF CONTRACT		
Fixed Price	582	31,547
Cost Reimbursement	3	238
Time and Material	10	422
Labor Hour	0	0
TYPE OF CONTRACTOR		
Small Disadvantaged Business	5	264
Other Small Business	51	2,059
Large Business	67	6,218
Sheltered Workshops	0	0
Educational & Nonprofit	0	0
State & Local Government	472	23,666
Foreign Contractor	0	0
Domestic Contractor Performing Outside US	0	0
WOMAN-OWNED SMALL BUSINESS	10	516
PREFERENCE PROGRAMS		
Directed to Sheltered Workshop	0	0
8 (a) Program	4	211
Combined LSA/SB Set-aside	0	0
Small Business Set-aside	0	0
Labor Surplus Area Set-aside	0	0
Tie Bid Preference	0	0
Buy Indian/Self Determination Act	0	0
No Preference Program or Not Listed	591	31,996
SUBJECT TO LABOR STATUTES		
Walsh Healy Act - Manufacturer	28	1,882
Walsh Healy Act - Dealer	8	646
Service Contract Act	21	2,257
Davis Bacon Act	0	0
Not Subject to Above Acts	538	27,422
PRODUCT OR SERVICE		
Supplies & Equipment	18	1,589
ADP Equipment, Purchase and Lease	21	1,643
Research & Development	0	0
Construction	0	0
Architect & Engineering	0	0
Real Property, Purchase & Lease, or Maintenance	2	313
ADP Services (includes Installation & Maintenance)	14	899
Other Services	540	27,763

FEDERAL PROCUREMENT DATA SYSTEM
FEDERAL COMMUNICATIONS COMMISSION
 Actions Reported in Summary on SF281
 Fiscal Year 1991 Through Fourth Quarter

PART I - PRIME CONTRACTS						
PROCUREMENT METHODS	Number of Actions (a)	NET DOLLAR AMOUNTS (000)				
		Small Business Concerns (b)	Large Business Concerns (c)	Domestic Outside U.S./ Foreign (d)	Other Entities (e)	Total Dollars (f)
NEW AWARDS AND MODIFICATIONS	1. Tariff or Regulated Acquisitions	0				0
	2. Contracts for Foreign Government or International Organization	0				0
	3. Small Purchases	0	0	0	0	0
	4. Delivery Orders - GSA Schedules Only	0	0	0	0	0
	5. Delivery Orders - Other Federal Schedules	0	0	0	0	0
	6. Delivery Orders - All Other	0	0	0	0	0
	7. Other Procurement Methods	0	0	0	0	0
	8. TOTAL NEW AWARDS AND MODIFICATIONS	0	0	0	0	0
COMPETITION	9. Competed	0	0	0	0	0
	10. Not Competed	0	0	0	0	0
	11. Not Available for Competition	0	0	0	0	0
MODIFICATIONS	12. TOTAL MODIFICATIONS (Excluding Line 3)	0				0

PART II - SELECTED SOCIOECONOMIC STATISTICS (Includes both new awards and modifications)					
PREFERENCE PROGRAMS			TYPE OF CONTRACTOR		
CATEGORY	Number of Actions (a)	Total net Dollars (b)	CATEGORY	Number of Actions (a)	Total net Dollars (b)
13. Small Business - Small Purchase Set-Aside	0	0	18. Small Disadvantaged Business	0	0
14. Small Business Set-Aside	0	0	19. Woman-Owned Small Business	0	0
15. Labor Surplus Area Set-Aside	0	0	20. Sheltered Workshop	0	0
16. Combined Labor Surplus/ Small Business Set-Aside	0	0			
17. 8(a) Awards	0	0			

FEDERAL COMMUNICATIONS COMMISSION
 Actions Reported Individually on SF279
 Fiscal Year 1991 Through Fourth Quarter

	Actions	Dollars (000)
TOTAL	0	0
CICA APPLICABILITY		
Pre-CICA	0	0
CICA Awards	0	0
Small Purchases	0	0
Subject to Statute other than CICA	0	0
KIND OF CONTRACT ACTION		
Initial Letter Contract	0	0
Def. Contract Superseding Letter	0	0
New Definitive Contract	0	0
Small Purchase Procedure	0	0
Order Under IDC	0	0
Order Under BOA	0	0
Order /Mod Under GSA Schedule	0	0
Order/Mod Under VA or OPM Schedule	0	0
Modifications	0	0
Termination for Default	0	0
Termination for Convenience	0	0
SYNOPSIS OF PROCUREMENT PRIOR TO AWARD		
Synopsized Prior to Award	0	0
Not Synopsized Due to Urgency	0	0
Not Synopsized for Other Reason	0	0

FEDERAL PROCUREMENT DATA SYSTEM
FEDERAL COMMUNICATIONS COMMISSION
 Actions Reported Individually on SF279
 Fiscal Year 1991 Through Fourth Quarter

	Actions	Dollars (000)
SOLICITATION PROCEDURE		
Full and Open Competition - Sealed Bid	0	0
Full and Open Competition - Comp Proposal	0	0
Full and Open Competition - Combination	0	0
Architect Engineer	0	0
Basic Research	0	0
Multiple Award Schedule	0	0
Alternate Source/Reduced Cost	0	0
Alternate Source/Mobilization	0	0
Alternate Source/Eng R & D	0	0
Set-aside	0	0
Other than Full and Open Competition	0	0
FULL AND OPEN COMPETITION WITH ONLY ONE BIDDER/OFFERER	0	0
AUTHORITY FOR OTHER THAN FULL AND OPEN COMPETITION		
Only One Source	0	0
- Follow-on Contract	0	0
- Utilities (Regulated & Telecommunications)	0	0
Unusual & Compelling Urgency	0	0
Mobilization/Essential R&D	0	0
International Agreement	0	0
Authorized by Statute	0	0
Authorized Resale	0	0
National Security	0	0
Public Interest	0	0
EXTENT COMPETED		
Competed	0	0
Not Available for Competition	0	0
Follow-on to Competed Action	0	0
Not Competed	0	0
TYPE OF CONTRACT		
Fixed Price	0	0
Cost Reimbursement	0	0
Time and Material	0	0
Labor Hour	0	0
TYPE OF CONTRACTOR		
Small Disadvantaged Business	0	0
Other Small Business	0	0
Large Business	0	0
Sheltered Workshops	0	0
Educational & Nonprofit	0	0
State & Local Government	0	0
Foreign Contractor	0	0
Domestic Contractor Performing Outside US	0	0
WOMAN-OWNED SMALL BUSINESS		
	0	0
PREFERENCE PROGRAMS		
Directed to Sheltered Workshop	0	0
8 (a) Program	0	0
Combined LSASB Set-aside	0	0
Small Business Set-aside	0	0
Labor Surplus Area Set-aside	0	0
Tie Bid Preference	0	0
Buy Indian/Self Determination Act	0	0
No Preference Program or Not Listed	0	0
SUBJECT TO LABOR STATUTES		
Walsh Healy Act - Manufacturer	0	0
Walsh Healy Act - Dealer	0	0
Service Contract Act	0	0
Devis Bacon Act	0	0
Not Subject to Above Acts	0	0
PRODUCT OR SERVICE		
Supplies & Equipment	0	0
ADP Equipment, Purchase and Lease	0	0
Research & Development	0	0
Construction	0	0
Architect & Engineering	0	0
Real Property, Purchase & Lease, or Maintenance	0	0
ADP Services (includes installation & Maintenance)	0	0
Other Services	0	0

FEDERAL PROCUREMENT DATA SYSTEM
FEDERAL ELECTION COMMISSION
 Actions Reported in Summary on SF281
 Fiscal Year 1991 Through Fourth Quarter

PART I - PRIME CONTRACTS							
	PROCUREMENT METHODS	Number of Actions (a)	NET DOLLAR AMOUNTS (000)				Total Dollars (f)
			Small Business Concerns (b)	Large Business Concerns (c)	Domestic Outside U.S./ Foreign (d)	Other Entities (e)	
NEW AWARDS AND MODIFICATIONS	1. Tariff or Regulated Acquisitions	32					78
	2. Contracts for Foreign Government or International Organization	0					0
	3. Small Purchases	722	379	210	0	10	599
	4. Delivery Orders - GSA Schedules Only	294	16	386	0	0	402
	5. Delivery Orders - Other Federal Schedules	3	5	28	0	0	31
	6. Delivery Orders - All Other	13	74	0	0	0	74
	7. Other Procurement Methods	0	0	0	0	0	0
	8. TOTAL NEW AWARDS AND MODIFICATIONS	1,064	474	622	0	10	1,184
COMPETITION	9. Competed	307	192	385	0	0	577
	10. Not Competed	0	0	0	0	0	0
	11. Not Available for Competition	757	282	237	0	10	607
MODIFICATIONS	12. TOTAL MODIFICATIONS (Excluding Line 3)	0					0

PART II - SELECTED SOCIOECONOMIC STATISTICS (includes both new awards and modifications)					
PREFERENCE PROGRAMS			TYPE OF CONTRACTOR		
CATEGORY	Number of Actions (a)	Total net Dollars (b)	CATEGORY	Number of Actions (a)	Total net Dollars (b)
13. Small Business - Small Purchase Set-Aside	0	0	18. Small Disadvantaged Business	6	6
14. Small Business Set-Aside	0	0	19. Woman-Owned Small Business	67	184
15. Labor Surplus Area Set-Aside	0	0	20. Sheltered Workshop	3	2
16. Combined Labor Surplus/ Small Business Set-Aside	0	0			
17. 8(a) Awards	0	0			

FEDERAL ELECTION COMMISSION
 Actions Reported Individually on SF279
 Fiscal Year 1991 Through Fourth Quarter

	Actions	Dollars (000)
TOTAL	8	350
CICA APPLICABILITY		
Pre-CICA	0	0
CICA Awards	8	350
Small Purchases	0	0
Subject to Statute other than CICA	0	0
KIND OF CONTRACT ACTION		
Initial Letter Contract	0	0
Def. Contract Superseding Letter	0	0
New Definitive Contract	0	0
Small Purchase Procedure	0	0
Order Under IDC	8	350
Order Under BOA	0	0
Order /Mod Under GSA Schedule	0	0
Order/Mod Under VA or OPM Schedule	0	0
Modifications	0	0
Termination for Default	0	0
Termination for Convenience	0	0
SYNOPSIS OF PROCUREMENT PRIOR TO AWARD		
Synopsized Prior to Award	8	350
Not Synopsized Due to Urgency	0	0
Not Synopsized for Other Reason	0	0

FEDERAL PROCUREMENT DATA SYSTEM
FEDERAL ELECTION COMMISSION
 Actions Reported Individually on SF279
 Fiscal Year 1991 Through Fourth Quarter

SOLICITATION PROCEDURE	Actions	Dollars (000)
Full and Open Competition - Sealed Bid	0	0
Full and Open Competition - Comp Proposal	8	350
Full and Open Competition - Combination	0	0
Architect Engineer	0	0
Basic Research	0	0
Multiple Award Schedule	0	0
Alternate Source/Reduced Cost	0	0
Alternate Source/Mobilization	0	0
Alternate Source/Eng R & D	0	0
Set-aside	0	0
Other than Full and Open Competition	0	0
FULL AND OPEN COMPETITION WITH ONLY ONE BIDDER/OFFERER	0	0
AUTHORITY FOR OTHER THAN FULL AND OPEN COMPETITION		
Only One Source	0	0
- Follow-on Contract	0	0
- Utilities (Regulated & Telecommunications)	0	0
Unusual & Compelling Urgency	0	0
Mobilization/Essential R&D	0	0
International Agreement	0	0
Authorized by Statute	0	0
Authorized Resale	0	0
National Security	0	0
Public Interest	0	0
EXTENT COMPETED		
Competed	8	350
Not Available for Competition	0	0
Follow-on to Competed Action	0	0
Not Competed	0	0
TYPE OF CONTRACT		
Fixed Price	8	350
Cost Reimbursement	0	0
Time and Material	0	0
Labor Hour	0	0
TYPE OF CONTRACTOR		
Small Disadvantaged Business	0	0
Other Small Business	0	0
Large Business	8	350
Sheltered Workshops	0	0
Educational & Nonprofit	0	0
State & Local Government	0	0
Foreign Contractor	0	0
Domestic Contractor Performing Outside US	0	0
WOMAN-OWNED SMALL BUSINESS	0	0
PREFERENCE PROGRAMS		
Directed to Sheltered Workshop	0	0
8 (a) Program	0	0
Combined LSA/SB Set-aside	0	0
Small Business Set-aside	0	0
Labor Surplus Area Set-aside	0	0
Tie Bid Preference	0	0
Buy Indian/Self Determination Act	0	0
No Preference Program or Not Listed	8	350
SUBJECT TO LABOR STATUTES		
Walsh Healy Act - Manufacturer	0	0
Walsh Healy Act - Dealer	0	0
Service Contract Act	0	0
Davis Bacon Act	0	0
Not Subject to Above Acts	8	350
PRODUCT OR SERVICE		
Supplies & Equipment	0	0
ADP Equipment, Purchase and Lease	0	0
Research & Development	0	0
Construction	0	0
Architect & Engineering	0	0
Real Property, Purchase & Lease, or Maintenance	0	0
ADP Services (includes Installation & Maintenance)	8	350
Other Services	0	0

FEDERAL PROCUREMENT DATA SYSTEM
FEDERAL EMERGENCY MANAGEMENT AGENCY
 Actions Reported in Summary on SF281
 Fiscal Year 1991 Through Fourth Quarter

PART I - PRIME CONTRACTS						
	PROCUREMENT METHODS	Number of Actions (a)	NET DOLLAR AMOUNTS (000)			
			Small Business Concerns (b)	Large Business Concerns (c)	Domestic Outside U.S./ Foreign (d)	Other Entities (e)
NEW AWARDS AND MODIFICATIONS	1. Tariff or Regulated Acquisitions	6				44
	2. Contracts for Foreign Government or International Organization	2				3
	3. Small Purchases	4,603	8,289	0	1,505	9,884
	4. Delivery Orders - GSA Schedules Only	994	3,179	0	179	3,358
	5. Delivery Orders - Other Federal Schedules	65	195	0	25	220
	6. Delivery Orders - All Other	2	9	0	0	9
	7. Other Procurement Methods	335	1,226	0	129	1,355
	8. TOTAL NEW AWARDS AND MODIFICATIONS	6,007	12,896	0	1,928	14,873
COMPETITION	9. Competed	3,301	10,154	0	0	10,154
	10. Not Competed	299	0	0	1,928	1,928
	11. Not Available for Competition	2,407	2,744	0	0	2,791
MODIFICATIONS	12. TOTAL MODIFICATIONS (Excluding Line 3)	237				306

PART II - SELECTED SOCIOECONOMIC STATISTICS (Includes both new awards and modifications)					
PREFERENCE PROGRAMS			TYPE OF CONTRACTOR		
CATEGORY	Number of Actions (a)	Total net Dollars (b)	CATEGORY	Number of Actions (a)	Total net Dollars (b)
13. Small Business - Small Purchase Set-Aside	1,793	2,981	18. Small Disadvantaged Business	22	107
14. Small Business Set-Aside	451	1,969	19. Women-Owned Small Business	111	300
15. Labor Surplus Area Set-Aside	21	34	20. Sheltered Workshop	0	0
16. Combined Labor Surplus/ Small Business Set-Aside	21	47			
17. 8(a) Awards	4	20			

FEDERAL EMERGENCY MANAGEMENT AGENCY
 Actions Reported Individually on SF279
 Fiscal Year 1991 Through Fourth Quarter

	Actions	Dollars (000)
TOTAL	719	189,438
CICA APPLICABILITY		
Pre-CICA	22	4,634
CICA Awards	697	184,804
Small Purchases	0	0
Subject to Statute other than CICA	0	0
KIND OF CONTRACT ACTION		
Initial Letter Contract	0	0
Def. Contract Superseding Letter	0	0
New Definitive Contract	135	36,790
Small Purchase Procedure	0	0
Order Under IDC	241	28,157
Order Under BOA	0	0
Order /Mod Under GSA Schedule	38	1,467
Order/Mod Under VA or OPM Schedule	0	0
Modifications	305	103,054
Termination for Default	0	0
Termination for Convenience	0	0
SYNOPSIS OF PROCUREMENT PRIOR TO AWARD		
Synopsized Prior to Award	435	88,093
Not Synopsized Due to Urgency	1	49
Not Synopsized for Other Reason	283	81,296

FEDERAL PROCUREMENT DATA SYSTEM
FEDERAL EMERGENCY MANAGEMENT AGENCY
 Actions Reported Individually on SF279
 Fiscal Year 1991 Through Fourth Quarter

SOLICITATION PROCEDURE	Actions	Dollars (000)
Full and Open Competition - Sealed Bid	84	11,308
Full and Open Competition - Comp Proposal	226	25,308
Full and Open Competition - Combination	2	20,152
Archited Engineer	57	28,341
Basic Research	0	0
Multiple Award Schedule	27	1,336
Alternate Source/Reduced Cost	0	0
Alternate Source/Mobilization	0	0
Alternate Source/Eng R & D	0	0
Set-aside	28	5,649
Other than Full and Open Competition	273	72,710
FULL AND OPEN COMPETITION WITH ONLY ONE BIDDER/OFFERER	110	34,423
AUTHORITY FOR OTHER THAN FULL AND OPEN COMPETITION		
Only One Source	105	28,771
- Follow-on Contract	26	-343
- Utilities (Regulated & Telecommunications)	38	2,645
Unusual & Compelling Urgency	1	49
Mobilization/Essential R&D	0	0
International Agreement	0	0
Authorized by Statute	109	24,382
Authorized Resale	0	0
National Security	58	19,508
Public Interest	0	0
EXTENT COMPETED		
Competed	480	108,756
Not Available for Competition	149	27,219
Follow-on to Competed Action	1	1
Not Competed	89	33,462
TYPE OF CONTRACT		
Fixed Price	362	41,297
Cost Reimbursement	259	120,405
Time and Material	5	894
Labor Hour	93	6,842
TYPE OF CONTRACTOR		
Small Disadvantaged Business	126	24,977
Other Small Business	236	19,403
Large Business	321	119,399
Sheltered Workshops	0	0
Educational & Nonprofit	26	5,501
State & Local Government	9	124
Foreign Contractor	0	0
Domestic Contractor Performing Outside US	1	34
WOMAN-OWNED SMALL BUSINESS	49	2,754
PREFERENCE PROGRAMS		
Directed to Sheltered Workshop	0	0
8 (a) Program	100	22,073
Combined LSA/SB Set-aside	2	252
Small Business Set-aside	101	11,847
Labor Surplus Area Set-aside	6	1,840
Tie Bid Preference	0	0
Buy Indian/Self Determination Act	0	0
No Preference Program or Not Listed	510	133,426
SUBJECT TO LABOR STATUES		
Walsh Healy Act - Manufacturer	48	6,075
Walsh Healy Act - Dealer	38	5,277
Service Contract Act	253	64,827
Devis Bacon Act	29	5,554
Not Subject to Above Acts	353	87,705
PRODUCT OR SERVICE		
Supplies & Equipment	66	13,872
ADP Equipment, Purchase and Lease	50	7,922
Research & Development	3	190
Construction	35	6,031
Architect & Engineering	143	35,593
Real Property, Purchase & Lease, or Maintenance	0	0
ADP Services (includes Installation & Maintenance)	68	18,701
Other Services	354	87,129

FEDERAL PROCUREMENT DATA SYSTEM
FEDERAL LABOR RELATIONS AUTHORITY
 Actions Reported in Summary on SF281
 Fiscal Year 1991 Through Fourth Quarter

PART I - PRIME CONTRACTS						
	PROCUREMENT METHODS	Number of Actions (a)	NET DOLLAR AMOUNTS (000)			
			Small Business Concerns (b)	Large Business Concerns (c)	Domestic Outside U.S./ Foreign (d)	Other Entities (e)
NEW AWARDS AND MODIFICATIONS	1. Tariff or Regulated Acquisitions	0				0
	2. Contracts for Foreign Government or International Organization	0				0
	3. Small Purchases	1,875	315	202	0	517
	4. Delivery Orders - GSA Schedules Only	1,465	97	174	0	271
	5. Delivery Orders - Other Federal Schedules	8	0	2	0	2
	6. Delivery Orders - All Other	0	0	0	0	0
	7. Other Procurement Methods	23	58	1	0	59
	8. TOTAL NEW AWARDS AND MODIFICATIONS	3,389	470	379	0	849
COMPETITION	9. Competed	1,805	273	184	0	457
	10. Not Competed	511	52	33	0	85
	11. Not Available for Competition	1,053	145	162	0	307
MODIFICATIONS	12. TOTAL MODIFICATIONS (Excluding Line 3)	0				0

PART II - SELECTED SOCIOECONOMIC STATISTICS (Includes both new awards and modifications)					
PREFERENCE PROGRAMS			TYPE OF CONTRACTOR		
CATEGORY	Number of Actions (a)	Total net Dollars (b)	CATEGORY	Number of Actions (a)	Total net Dollars (b)
13. Small Business - Small Purchase Set-Aside	1	1	18. Small Disadvantaged Business	0	0
14. Small Business Set-Aside	0	0	19. Woman-Owned Small Business	33	58
15. Labor Surplus Area Set-Aside	0	0	20. Sheltered Workshop	0	0
16. Combined Labor Surplus/ Small Business Set-Aside	0	0			
17. 8(a) Awards	1	3			

FEDERAL LABOR RELATIONS AUTHORITY
 Actions Reported Individually on SF279
 Fiscal Year 1991 Through Fourth Quarter

	Actions	Dollars (000)
TOTAL	0	0
CICA APPLICABILITY		
Pre-CICA	0	0
CICA Awards	0	0
Small Purchases	0	0
Subject to Statute other than CICA	0	0
KIND OF CONTRACT ACTION		
Initial Letter Contract	0	0
Def. Contract Superseding Letter	0	0
New Definitive Contract	0	0
Small Purchase Procedure	0	0
Order Under IDC	0	0
Order Under BOA	0	0
Order /Mod Under GSA Schedule	0	0
Order /Mod Under VA or OPM Schedule	0	0
Modifications	0	0
Termination for Default	0	0
Termination for Convenience	0	0
SYNOPSIS OF PROCUREMENT PRIOR TO AWARD		
Synopsized Prior to Award	0	0
Not Synopsized Due to Urgency	0	0
Not Synopsized for Other Reason	0	0

FEDERAL PROCUREMENT DATA SYSTEM
FEDERAL LABOR RELATIONS AUTHORITY
 Actions Reported Individually on SF279
 Fiscal Year 1991 Through Fourth Quarter

	Actions	Dollars (000)
SOLICITATION PROCEDURE		
Full and Open Competition - Sealed Bid	0	0
Full and Open Competition - Comp Proposal	0	0
Full and Open Competition - Combination	0	0
Architect Engineer	0	0
Basic Research	0	0
Multiple Award Schedule	0	0
Alternate Source/Reduced Cost	0	0
Alternate Source/Mobilization	0	0
Alternate Source/Eng R & D	0	0
Set-aside	0	0
Other than Full and Open Competition	0	0
FULL AND OPEN COMPETITION WITH ONLY ONE BIDDER/OFFERER	0	0
AUTHORITY FOR OTHER THAN FULL AND OPEN COMPETITION		
Only One Source	0	0
- Follow-on Contract	0	0
- Utilities (Regulated & Telecommunications)	0	0
Unusual & Compelling Urgency	0	0
Mobilization/Essential R&D	0	0
International Agreement	0	0
Authorized by Statute	0	0
Authorized Resale	0	0
National Security	0	0
Public Interest	0	0
EXTENT COMPETED		
Competed	0	0
Not Available for Competition	0	0
Follow-on to Competed Action	0	0
Not Competed	0	0
TYPE OF CONTRACT		
Fixed Price	0	0
Cost Reimbursement	0	0
Time and Material	0	0
Labor Hour	0	0
TYPE OF CONTRACTOR		
Small Disadvantaged Business	0	0
Other Small Business	0	0
Large Business	0	0
Sheltered Workshops	0	0
Educational & Nonprofit	0	0
State & Local Government	0	0
Foreign Contractor	0	0
Domestic Contractor Performing Outside US	0	0
WOMAN-OWNED SMALL BUSINESS	0	0
PREFERENCE PROGRAMS		
Directed to Sheltered Workshop	0	0
8 (a) Program	0	0
Combined LSA/SB Set-aside	0	0
Small Business Set-aside	0	0
Labor Surplus Area Set-aside	0	0
Tie Bid Preference	0	0
Buy Indian/Self Determination Act	0	0
No Preference Program or Not Listed	0	0
SUBJECT TO LABOR STATUTES		
Walsh Healy Act - Manufacturer	0	0
Walsh Healy Act - Dealer	0	0
Service Contract Act	0	0
Davis Bacon Act	0	0
Not Subject to Above Acts	0	0
PRODUCT OR SERVICE		
Supplies & Equipment	0	0
ADP Equipment, Purchase and Lease	0	0
Research & Development	0	0
Construction	0	0
Architect & Engineering	0	0
Real Property, Purchase & Lease, or Maintenance	0	0
ADP Services (includes Installation & Maintenance)	0	0
Other Services	0	0

FEDERAL PROCUREMENT DATA SYSTEM
FEDERAL MARITIME COMMISSION
 Actions Reported in Summary on SF281
 Fiscal Year 1991 Through Fourth Quarter

PART I - PRIME CONTRACTS						
	PROCUREMENT METHODS	Number of Actions (e)	NET DOLLAR AMOUNTS (000)			
			Small Business Concerns (b)	Large Business Concerns (c)	Domestic Outside U.S./ Foreign (d)	Other Entities (e)
NEW AWARDS AND MODIFICATIONS	1. Tariff or Regulated Acquisitions	0				0
	2. Contracts for Foreign Government or International Organization	0				0
	3. Small Purchases	335	209	89	0	298
	4. Delivery Orders - GSA Schedules Only	64	13	115	0	128
	5. Delivery Orders - Other Federal Schedules	0	0	0	0	0
	6. Delivery Orders - All Other	0	0	0	0	0
	7. Other Procurement Methods	2	0	0	0	20
	8. TOTAL NEW AWARDS AND MODIFICATIONS	401	222	204	0	448
COMPETITION	9. Competed	74	189	129	0	318
	10. Not Competed	0	0	0	0	0
	11. Not Available for Competition	327	53	75	0	128
MODIFICATIONS	12. TOTAL MODIFICATIONS (Excluding Line 3)	13				2

PART II - SELECTED SOCIOECONOMIC STATISTICS (Includes both new awards and modifications)					
PREFERENCE PROGRAMS			TYPE OF CONTRACTOR		
CATEGORY	Number of Actions (a)	Total net Dollars (b)	CATEGORY	Number of Actions (a)	Total net Dollars (b)
13. Small Business - Small Purchase Set-Aside	62	73	18. Small Disadvantaged Business	3	4
14. Small Business Set-Aside	0	0	19. Woman-Owned Small Business	6	11
15. Labor Surplus Area Set-Aside	0	0	20. Sheltered Workshop	0	0
16. Combined Labor Surplus/ Small Business Set-Aside	0	0			
17. 8(a) Awards	0	0			

FEDERAL MARITIME COMMISSION
 Actions Reported Individually on SF279
 Fiscal Year 1991 Through Fourth Quarter

	Actions	Dollars (000)
TOTAL	8	871
CICA APPLICABILITY		
Pre-CICA	0	0
CICA Awards	8	871
Small Purchases	0	0
Subject to Statute other than CICA	0	0
KIND OF CONTRACT ACTION		
Initial Letter Contract	0	0
Def. Contract Superseding Letter	0	0
New Definitive Contract	1	114
Small Purchase Procedure	0	0
Order Under IDC	0	0
Order Under BOA	0	0
Order /Mod Under GSA Schedule	3	95
Order /Mod Under VA or OPM Schedule	0	0
Modifications	4	662
Termination for Default	0	0
Termination for Convenience	0	0
SYNOPSIS OF PROCUREMENT PRIOR TO AWARD		
Synopsized Prior to Award	2	631
Not Synopsized Due to Urgency	3	145
Not Synopsized for Other Reason	3	95

FEDERAL PROCUREMENT DATA SYSTEM
FEDERAL MARITIME COMMISSION
 Actions Reported Individually on SF279
 Fiscal Year 1991 Through Fourth Quarter

	Actions	Dollars (000)
SOLICITATION PROCEDURE		
Full and Open Competition - Sealed Bid	2	631
Full and Open Competition - Comp Proposal	0	0
Full and Open Competition - Combination	0	0
Architect Engineer	0	0
Basic Research	0	0
Multiple Award Schedule	3	95
Alternate Source/Reduced Cost	0	0
Alternate Source/Mobilization	0	0
Alternate Source/Eng R & D	0	0
Set-aside	0	0
Other than Full and Open Competition	3	145
FULL AND OPEN COMPETITION WITH ONLY ONE BIDDER/OFFERER	0	0
AUTHORITY FOR OTHER THAN FULL AND OPEN COMPETITION		
Only One Source	0	0
- Follow-on Contract	0	0
- Utilities (Regulated & Telecommunications)	0	0
Unusual & Compelling Urgency	3	145
Mobilization/Essential R&D	0	0
International Agreement	0	0
Authorized by Statute	0	0
Authorized Resale	0	0
National Security	0	0
Public Interest	0	0
EXTENT COMPETED		
Competed	5	726
Not Available for Competition	3	145
Follow-on to Competed Action	0	0
Not Competed	0	0
TYPE OF CONTRACT		
Fixed Price	6	240
Cost Reimbursement	2	631
Time and Material	0	0
Labor Hour	0	0
TYPE OF CONTRACTOR		
Small Disadvantaged Business	0	0
Other Small Business	0	0
Large Business	8	871
Sheltered Workshops	0	0
Educational & Nonprofit	0	0
State & Local Government	0	0
Foreign Contractor	0	0
Domestic Contractor Performing Outside US	0	0
WOMAN-OWNED SMALL BUSINESS	0	0
PREFERENCE PROGRAMS		
Directed to Sheltered Workshop	0	0
8 (a) Program	0	0
Combined LSA/SB Set-aside	0	0
Small Business Set-aside	0	0
Labor Surplus Area Set-aside	0	0
Tie Bid Preference	0	0
Buy Indian/Self Determination Act	0	0
No Preference Program or Not Listed	8	871
SUBJECT TO LABOR STATUTES		
Walsh Healy Act - Manufacturer	4	692
Walsh Healy Act - Dealer	0	0
Service Contract Act	4	179
Davis Bacon Act	0	0
Not Subject to Above Acts	0	0
PRODUCT OR SERVICE		
Supplies & Equipment	2	61
ADP Equipment, Purchase and Lease	0	0
Research & Development	0	0
Construction	0	0
Architect & Engineering	0	0
Real Property, Purchase & Lease, or Maintenance	0	0
ADP Services (Includes Installation & Maintenance)	2	631
Other Services	4	179

FEDERAL PROCUREMENT DATA SYSTEM
FEDERAL MEDIATION AND CONCILIATION SERVICE
 Actions Reported in Summary on SF281
 Fiscal Year 1991 Through Fourth Quarter

PART I - PRIME CONTRACTS							
PROCUREMENT METHODS	Number of Actions (a)	NET DOLLAR AMOUNTS (000)					Total Dollars (f)
		Small Business Concerns (b)	Large Business Concerns (c)	Domestic Outside U.S./ Foreign (d)	Other Entities (e)		
1. Tariff or Regulated Acquisitions	0						0
2. Contracts for Foreign Government or International Organization	0						0
3. Small Purchases	143	31	124	0	0	0	155
4. Delivery Orders - GSA Schedules Only	52	0	64	0	0	0	64
5. Delivery Orders - Other Federal Schedules	0	0	0	0	0	0	0
6. Delivery Orders - All Other	0	0	0	0	0	0	0
7. Other Procurement Methods	0	0	0	0	0	0	0
8. TOTAL NEW AWARDS AND MODIFICATIONS	195	31	188	0	0	0	219
COMPETITION	9. Competed	52	0	64	0	0	64
	10. Not Competed	0	0	0	0	0	0
	11. Not Available for Competition	143	31	124	0	0	155
MODIFICATIONS	12. TOTAL MODIFICATIONS (Excluding Line 3)	0					0

PART II - SELECTED SOCIOECONOMIC STATISTICS (Includes both new awards and modifications)					
PREFERENCE PROGRAMS			TYPE OF CONTRACTOR		
CATEGORY	Number of Actions (a)	Total net Dollars (b)	CATEGORY	Number of Actions (a)	Total net Dollars (b)
13. Small Business - Small Purchase Set-Aside	0	0	18. Small Disadvantaged Business	0	0
14. Small Business Set-Aside	0	0	19. Women-Owned Small Business	0	0
15. Labor Surplus Area Set-Aside	0	0	20. Sheltered Workshop	0	0
16. Combined Labor Surplus/ Small Business Set-Aside	0	0			
17. 8(a) Awards	0	0			

FEDERAL MEDIATION AND CONCILIATION SERVICE
 Actions Reported Individually on SF279
 Fiscal Year 1991 Through Fourth Quarter

	Actions	Dollars (000)
TOTAL	0	0
CICA APPLICABILITY		
Pre-CICA	0	0
CICA Awards	0	0
Small Purchases	0	0
Subject to Statute other than CICA	0	0
KIND OF CONTRACT ACTION		
Initial Letter Contract	0	0
Def. Contract Superseding Letter	0	0
New Definitive Contract	0	0
Small Purchase Procedure	0	0
Order Under IDC	0	0
Order Under BOA	0	0
Order/Mod Under GSA Schedule	0	0
Order/Mod Under VA or OPM Schedule	0	0
Modifications	0	0
Termination for Default	0	0
Termination for Convenience	0	0
SYNOPSIS OF PROCUREMENT PRIOR TO AWARD		
Synopsized Prior to Award	0	0
Not Synopsized Due to Urgency	0	0
Not Synopsized for Other Reason	0	0

FEDERAL PROCUREMENT DATA SYSTEM
FEDERAL MEDIATION AND CONCILIATION SERVICE
 Actions Reported Individually on SF279
 Fiscal Year 1991 Through Fourth Quarter

	Actions	Dollars (000)
SOLICITATION PROCEDURE		
Full and Open Competition - Sealed Bid	0	0
Full and Open Competition - Comp Proposal	0	0
Full and Open Competition - Combination	0	0
Architect Engineer	0	0
Basic Research	0	0
Multiple Award Schedule	0	0
Alternate Source/Reduced Cost	0	0
Alternate Source/Mobilization	0	0
Alternate Source/Eng R & D	0	0
Set-aside	0	0
Other than Full and Open Competition	0	0
FULL AND OPEN COMPETITION WITH ONLY ONE BIDDER/OFFERER	0	0
AUTHORITY FOR OTHER THAN FULL AND OPEN COMPETITION		
Only One Source	0	0
- Follow-on Contract	0	0
- Utilities (Regulated & Telecommunications)	0	0
Unusual & Compelling Urgency	0	0
Mobilization/Essential R&D	0	0
International Agreement	0	0
Authorized by Statute	0	0
Authorized Resale	0	0
National Security	0	0
Public Interest	0	0
EXTENT COMPETED		
Competed	0	0
Not Available for Competition	0	0
Follow-on to Competed Action	0	0
Not Competed	0	0
TYPE OF CONTRACT		
Fixed Price	0	0
Cost Reimbursement	0	0
Time and Material	0	0
Labor Hour	0	0
TYPE OF CONTRACTOR		
Small Disadvantaged Business	0	0
Other Small Business	0	0
Large Business	0	0
Sheltered Workshops	0	0
Educational & Nonprofit	0	0
State & Local Government	0	0
Foreign Contractor	0	0
Domestic Contractor Performing Outside US	0	0
WOMAN-OWNED SMALL BUSINESS		
PREFERENCE PROGRAMS		
Directed to Sheltered Workshop	0	0
8 (a) Program	0	0
Combined LSA/SB Set-aside	0	0
Small Business Set-aside	0	0
Labor Surplus Area Set-aside	0	0
Tie Bid Preference	0	0
Buy Indian/Self Determination Act	0	0
No Preference Program or Not Listed	0	0
SUBJECT TO LABOR STATUTES		
Walsh Healy Act - Manufacturer	0	0
Walsh Healy Act - Dealer	0	0
Service Contract Act	0	0
Davis Bacon Act	0	0
Not Subject to Above Acts	0	0
PRODUCT OR SERVICE		
Supplies & Equipment	0	0
ADP Equipment, Purchase and Lease	0	0
Research & Development	0	0
Construction	0	0
Architect & Engineering	0	0
Real Property, Purchase & Lease, or Maintenance	0	0
ADP Services (includes installation & Maintenance)	0	0
Other Services	0	0

FEDERAL PROCUREMENT DATA SYSTEM
FEDERAL MINE SAFETY AND HEALTH REVIEW COMMISSION
 Actions Reported in Summary on SF281
 Fiscal Year 1991 Through Fourth Quarter

PART I - PRIME CONTRACTS							
	PROCUREMENT METHODS	Number of Actions (a)	NET DOLLAR AMOUNTS (000)				Total Dollars (f)
			Small Business Concerns (b)	Large Business Concerns (c)	Domestic Outside U.S./ Foreign (d)	Other Entities (e)	
NEW AWARDS AND MODIFICATIONS	1. Tariff or Regulated Acquisitions	0					0
	2. Contracts for Foreign Government or International Organization	0					0
	3. Small Purchases	33	42	0	0	0	42
	4. Delivery Orders - GSA Schedules Only	0	0	0	0	0	0
	5. Delivery Orders - Other Federal Schedules	0	0	0	0	0	0
	6. Delivery Orders - All Other	0	0	0	0	0	0
	7. Other Procurement Methods	0	0	0	0	0	0
	8. TOTAL NEW AWARDS AND MODIFICATIONS	33	42	0	0	0	42
COMPETITION	9. Competed	33	42	0	0	0	42
	10. Not Competed	0	0	0	0	0	0
	11. Not Available for Competition	0	0	0	0	0	0
MODIFICATIONS	12. TOTAL MODIFICATIONS (Excluding Line 3)	0					0

PART II - SELECTED SOCIOECONOMIC STATISTICS (Includes both new awards and modifications)					
PREFERENCE PROGRAMS			TYPE OF CONTRACTOR		
CATEGORY	Number of Actions (a)	Total net Dollars (b)	CATEGORY	Number of Actions (a)	Total net Dollars (b)
13. Small Business - Small Purchase Set-Aside	0	0	18. Small Disadvantaged Business	0	0
14. Small Business Set-Aside	0	0	19. Women-Owned Small Business	0	0
15. Labor Surplus Area Set-Aside	0	0	20. Sheltered Workshop	0	0
16. Combined Labor Surplus/ Small Business Set-Aside	0	0			
17. 8(a) Awards	0	0			

FEDERAL MINE SAFETY AND HEALTH REVIEW COMMISSION
 Actions Reported Individually on SF279
 Fiscal Year 1991 Through Fourth Quarter

	Actions	Dollars (000)
TOTAL	0	0
CICA APPLICABILITY		
Pre-CICA	0	0
CICA Awards	0	0
Small Purchases	0	0
Subject to Statute other than CICA	0	0
KIND OF CONTRACT ACTION		
Initial Letter Contract	0	0
Def. Contract Superseding Letter	0	0
New Definitive Contract	0	0
Small Purchase Procedure	0	0
Order Under IDC	0	0
Order Under BOA	0	0
Order /Mod Under GSA Schedule	0	0
Order/Mod Under VA or OPM Schedule	0	0
Modifications	0	0
Termination for Default	0	0
Termination for Convenience	0	0
SYNOPSIS OF PROCUREMENT PRIOR TO AWARD		
Synopsized Prior to Award	0	0
Not Synopsized Due to Urgency	0	0
Not Synopsized for Other Reason	0	0

FEDERAL PROCUREMENT DATA SYSTEM
FEDERAL MINE SAFETY AND HEALTH REVIEW COMMISSION
 Actions Reported Individually on SF279
 Fiscal Year 1991 Through Fourth Quarter

	Actions	Dollars (000)
SOLICITATION PROCEDURE		
Full and Open Competition - Sealed Bid	0	0
Full and Open Competition - Comp Proposal	0	0
Full and Open Competition - Combination	0	0
Architect Engineer	0	0
Basic Research	0	0
Multiple Award Schedule	0	0
Alternate Source/Reduced Cost	0	0
Alternate Source/Mobilization	0	0
Alternate Source/Eng R & D	0	0
Set-aside	0	0
Other than Full and Open Competition	0	0
FULL AND OPEN COMPETITION WITH ONLY ONE BIDDER/OFFERER	0	0
AUTHORITY FOR OTHER THAN FULL AND OPEN COMPETITION		
Only One Source	0	0
- Follow-on Contract	0	0
- Utilities (Regulated & Telecommunications)	0	0
Unusual & Compelling Urgency	0	0
Mobilization/Essential R&D	0	0
International Agreement	0	0
Authorized by Statute	0	0
Authorized Resale	0	0
National Security	0	0
Public Interest	0	0
EXTENT COMPETED		
Competed	0	0
Not Available for Competition	0	0
Follow-on to Competed Action	0	0
Not Competed	0	0
TYPE OF CONTRACT		
Fixed Price	0	0
Cost Reimbursement	0	0
Time and Material	0	0
Labor Hour	0	0
TYPE OF CONTRACTOR		
Small Disadvantaged Business	0	0
Other Small Business	0	0
Large Business	0	0
Sheltered Workshops	0	0
Educational & Nonprofit	0	0
State & Local Government	0	0
Foreign Contractor	0	0
Domestic Contractor Performing Outside US	0	0
WOMAN-OWNED SMALL BUSINESS	0	0
PREFERENCE PROGRAMS		
Directed to Sheltered Workshop	0	0
8 (a) Program	0	0
Combined LSA/SB Set-aside	0	0
Small Business Set-aside	0	0
Labor Surplus Area Set-aside	0	0
Tie Bid Preference	0	0
Buy Indian/Self Determination Act	0	0
No Preference Program or Not Listed	0	0
SUBJECT TO LABOR STATUTES		
Walsh Healy Act - Manufacturer	0	0
Walsh Healy Act - Dealer	0	0
Service Contract Act	0	0
Devis Bacon Act	0	0
Not Subject to Above Acts	0	0
PRODUCT OR SERVICE		
Supplies & Equipment	0	0
ADP Equipment, Purchase and Lease	0	0
Research & Development	0	0
Construction	0	0
Architect & Engineering	0	0
Real Property, Purchase & Lease, or Maintenance	0	0
ADP Services (includes Installation & Maintenance)	0	0
Other Services	0	0

FEDERAL PROCUREMENT DATA SYSTEM
FEDERAL TRADE COMMISSION
 Actions Reported in Summary on SF281
 Fiscal Year 1991 Through Fourth Quarter

PART I - PRIME CONTRACTS							
	PROCUREMENT METHODS	Number of Actions (e)	NET DOLLAR AMOUNTS (000)				
			Small Business Concerns (b)	Large Business Concerns (c)	Domestic Outside U.S./ Foreign (d)	Other Entities (e)	Total Dollars (f)
NEW AWARDS AND MODIFICATIONS	1. Tariff or Regulated Acquisitions	0					0
	2. Contracts for Foreign Government or International Organization	0					0
	3. Small Purchases	1,626	1,705	631	0	29	2,365
	4. Delivery Orders - GSA Schedules Only	123	185	344	0	0	529
	5. Delivery Orders - Other Federal Schedules	201	301	158	0	114	573
	6. Delivery Orders - All Other	47	84	6	0	22	112
	7. Other Procurement Methods	32	1	0	0	5	6
	8. TOTAL NEW AWARDS AND MODIFICATIONS	2,029	2,276	1,139	0	170	3,585
COMPETITION	9. Completed	222	728	166	0	5	899
	10. Not Completed	1,304	1,457	543	0	9	2,009
	11. Not Available for Competition	503	91	430	0	156	677
MODIFICATIONS	12. TOTAL MODIFICATIONS (Excluding Line 3)	0					0

PART II - SELECTED SOCIOECONOMIC STATISTICS (Includes both new awards and modifications)					
PREFERENCE PROGRAMS			TYPE OF CONTRACTOR		
CATEGORY	Number of Actions (e)	Total net Dollars (b)	CATEGORY	Number of Actions (e)	Total net Dollars (b)
13. Small Business - Small Purchase Set-Aside	0	0	18. Small Disadvantaged Business	8	37
14. Small Business Set-Aside	0	0	19. Women-Owned Small Business	12	27
15. Labor Surplus Area Set-Aside	0	0	20. Sheltered Workshop	0	0
16. Combined Labor Surplus/ Small Business Set-Aside	0	0			
17. 8(a) Awards	0	0			

FEDERAL TRADE COMMISSION
 Actions Reported Individually on SF279
 Fiscal Year 1991 Through Fourth Quarter

	Actions	Dollars (000)
TOTAL	3	219
CICA APPLICABILITY		
Pre-CICA	0	0
CICA Awards	3	219
Small Purchases	0	0
Subject to Statute other than CICA	0	0
KIND OF CONTRACT ACTION		
Initial Letter Contract	0	0
Def. Contract Superseding Letter	0	0
New Definitive Contract	0	0
Small Purchase Procedure	0	0
Order Under IDC	2	190
Order Under BOA	0	0
Order /Mod Under GSA Schedule	1	29
Order/Mod Under VA or OPM Schedule	0	0
Modifications	0	0
Termination for Default	0	0
Termination for Convenience	0	0
SYNOPSIS OF PROCUREMENT PRIOR TO AWARD		
Synopsized Prior to Award	2	190
Not Synopsized Due to Urgency	0	0
Not Synopsized for Other Reason	1	29

FEDERAL PROCUREMENT DATA SYSTEM
FEDERAL TRADE COMMISSION
 Actions Reported Individually on SF279
 Fiscal Year 1991 Through Fourth Quarter

	Actions	Dollars (000)
SOLICITATION PROCEDURE		
Full and Open Competition - Sealed Bid	0	0
Full and Open Competition - Comp Proposal	2	190
Full and Open Competition - Combination	0	0
Architect Engineer	0	0
Basic Research	0	0
Multiple Award Schedule	1	29
Alternate Source/Reduced Cost	0	0
Alternate Source/Mobilization	0	0
Alternate Source/Eng R & D	0	0
Set-aside	0	0
Other than Full and Open Competition	0	0
FULL AND OPEN COMPETITION WITH ONLY ONE BIDDER/OFFERER	0	0
AUTHORITY FOR OTHER THAN FULL AND OPEN COMPETITION		
Only One Source	0	0
- Follow-on Contract	0	0
- Utilities (Regulated & Telecommunications)	0	0
Unusual & Compelling Urgency	0	0
Mobilization/Essential R&D	0	0
International Agreement	0	0
Authorized by Statute	0	0
Authorized Resale	0	0
National Security	0	0
Public Interest	0	0
EXTENT COMPETED		
Competed	3	219
Not Available for Competition	0	0
Follow-on to Competed Action	0	0
Not Competed	0	0
TYPE OF CONTRACT		
Fixed Price	3	219
Cost Reimbursement	0	0
Time and Material	0	0
Labor Hour	0	0
TYPE OF CONTRACTOR		
Small Disadvantaged Business	2	190
Other Small Business	0	0
Large Business	1	29
Sheltered Workshops	0	0
Educational & Nonprofit	0	0
State & Local Government	0	0
Foreign Contractor	0	0
Domestic Contractor Performing Outside US	0	0
WOMAN-OWNED SMALL BUSINESS	0	0
PREFERENCE PROGRAMS		
Directed to Sheltered Workshop	0	0
8 (a) Program	0	0
Combined LSA/SB Set-aside	0	0
Small Business Set-aside	0	0
Labor Surplus Area Set-aside	0	0
Tie Bid Preference	0	0
Buy Indian/Self Determination Act	0	0
No Preference Program or Not Listed	3	219
SUBJECT TO LABOR STATUTES		
Walsh Healy Act - Manufacturer	1	29
Walsh Healy Act - Dealer	0	0
Service Contract Act	0	0
Davis Bacon Act	0	0
Not Subject to Above Acts	2	190
PRODUCT OR SERVICE		
Supplies & Equipment	0	0
ADP Equipment, Purchase and Lease	2	190
Research & Development	0	0
Construction	0	0
Architect & Engineering	0	0
Real Property, Purchase & Lease, or Maintenance	0	0
ADP Services (Includes Installation & Maintenance)	0	0
Other Services	1	29

FEDERAL PROCUREMENT DATA SYSTEM
GENERAL SERVICES ADMINISTRATION
 Actions Reported in Summary on SF281
 Fiscal Year 1991 Through Fourth Quarter

PART I - PRIME CONTRACTS							
	PROCUREMENT METHODS	Number of Actions (a)	NET DOLLAR AMOUNTS (000)				
			Small Business Concerns (b)	Large Business Concerns (c)	Domestic Outside U.S./ Foreign (d)	Other Entities (e)	Total Dollars (f)
NEW AWARDS AND MODIFICATIONS	1. Tariff or Regulated Acquisitions	4					72
	2. Contracts for Foreign Government or International Organization	2,330					1,952
	3. Small Purchases	667,165	187,357	37,422	7	1,551	226,337
	4. Delivery Orders - GSA Schedules Only	94,231	48,184	36,425	1,304	74	87,967
	5. Delivery Orders - Other Federal Schedules	564	1,423	866	0	1	2,290
	6. Delivery Orders - All Other	188,439	239,541	173,717	786	231	414,275
	7. Other Procurement Methods	37,691	18,124	27,684	0	85,103	130,911
	8. TOTAL NEW AWARDS AND MODIFICATIONS	990,424	494,629	278,114	2,097	86,960	863,824
COMPETITION	9. Competed	738,348	412,596	246,768	2,080	434	661,850
	10. Not Competed	35,145	37,114	15,281	2	202	52,646
	11. Not Available for Competition	216,931	44,919	16,065	5	86,324	149,328
MODIFICATIONS	12. TOTAL MODIFICATIONS (Excluding Line 3)	23,439					62,216

PART II - SELECTED SOCIOECONOMIC STATISTICS (Includes both new awards and modifications)					
PREFERENCE PROGRAMS			TYPE OF CONTRACTOR		
CATEGORY	Number of Actions (a)	Total net Dollars (b)	CATEGORY	Number of Actions (a)	Total net Dollars (b)
13. Small Business - Small Purchase Set-Aside	514,381	137,000	18. Small Disadvantaged Business	13,959	16,175
14. Small Business Set-Aside	29,255	78,296	19. Woman-Owned Small Business	22,713	23,025
15. Labor Surplus Area Set-Aside	870	2,591	20. Sheltered Workshop	19,320	85,015
16. Combined Labor Surplus/ Small Business Set-Aside	776	1,203			
17. 8(a) Awards	3,892	965			

GENERAL SERVICES ADMINISTRATION
 Actions Reported Individually on SF279
 Fiscal Year 1991 Through Fourth Quarter

	Actions	Dollars (000)
TOTAL	36,063	4,770,836
GCA APPLICABILITY		
Pre-CICA	170	45,701
CICA Awards	31,183	4,704,483
Small Purchases	4,699	20,242
Subject to Statute other than CICA	11	410
KIND OF CONTRACT ACTION		
Initial Letter Contract	13	2,558
Def. Contract Superseding Letter	2	21
New Definitive Contract	2,769	2,205,017
Small Purchase Procedure	4,509	19,617
Order Under IDC	8,088	840,720
Order Under BOA	13,460	948,055
Order /Mod Under GSA Schedule	728	51,568
Order/Mod Under VA or OPM Schedule	0	0
Modifications	6,478	704,967
Termination for Default	8	-150
Termination for Convenience	8	-1,537
SYNOPSIS OF PROCUREMENT PRIOR TO AWARD		
Synopsized Prior to Award	19,048	3,681,351
Not Synopsized Due to Urgency	817	63,109
Not Synopsized for Other Reason	16,198	1,026,376

FEDERAL PROCUREMENT DATA SYSTEM
GENERAL SERVICES ADMINISTRATION
 Actions Reported Individually on SF279
 Fiscal Year 1991 Through Fourth Quarter

	Actions	Dollars (000)
SOLICITATION PROCEDURE		
Full and Open Competition - Sealed Bid	7,114	763,676
Full and Open Competition - Comp Proposal	15,063	2,841,049
Full and Open Competition - Combination	0	0
Architect Engineer	968	71,223
Basic Research	0	0
Multiple Award Schedule	365	27,815
Alternate Source/Reduced Cost	0	0
Alternate Source/Mobilization	0	0
Alternate Source/Eng R & D	0	0
Set-aside	2,031	136,645
Other than Full and Open Competition	5,642	864,075
FULL AND OPEN COMPETITION WITH ONLY ONE BIDDER/OFFERER	3,824	269,491
AUTHORITY FOR OTHER THAN FULL AND OPEN COMPETITION		
Only One Source	3,257	564,133
- Follow-on Contract	1,652	118,431
- Utilities (Regulated & Telecommunications)	1,265	144,298
Unusual & Compelling Urgency	398	117,955
Mobilization/Essential R&D	0	0
International Agreement	3	351
Authorized by Statute	1,980	181,364
Authorized Resale	0	0
National Security	1	84
Public Interest	3	188
EXTENT COMPETED		
Competed	28,907	3,951,063
Not Available for Competition	3,550	368,979
Follow-on to Competed Action	58	261,778
Not Competed	3,548	188,016
TYPE OF CONTRACT		
Fixed Price	36,003	4,752,773
Cost Reimbursement	39	16,887
Time and Material	14	840
Labor Hour	7	336
TYPE OF CONTRACTOR		
Small Disadvantaged Business	1,798	167,429
Other Small Business	23,877	1,403,096
Large Business	8,865	3,079,043
Sheltered Workshops	1,474	93,976
Educational & Nonprofit	75	6,618
State & Local Government	161	16,301
Foreign Contractor	13	4,373
Domestic Contractor Performing Outside US	0	0
WOMAN-OWNED SMALL BUSINESS	804	41,728
PREFERENCE PROGRAMS		
Directed to Sheltered Workshop	1,474	93,976
8 (a) Program	418	72,444
Combined LSA/SB Set-aside	253	18,590
Small Business Set-aside	2,146	144,005
Labor Surplus Area Set-aside	1,386	185,567
Tie Bid Preference	8	260
Buy Indian/Self Determination Act	0	0
No Preference Program or Not Listed	30,378	4,255,994
SUBJECT TO LABOR STATUTES		
Walsh Healy Act - Manufacturer	4,776	893,140
Walsh Healy Act - Dealer	633	326,042
Service Contract Act	2,703	749,436
Devis Bacon Act	8,006	1,380,465
Not Subject to Above Acts	19,945	1,321,753
PRODUCT OR SERVICE		
Supplies & Equipment	6,541	1,189,737
ADP Equipment, Purchase and Lease	87	268,788
Research & Development	0	0
Construction	10,617	1,384,080
Architect & Engineering	1,094	77,858
Real Property, Purchase & Lease, or Maintenance	13,465	948,155
ADP Services (Includes Installation & Maintenance)	834	137,607
Other Services	3,425	784,631

FEDERAL PROCUREMENT DATA SYSTEM
INTERNATIONAL TRADE COMMISSION
 Actions Reported in Summary on SF281
 Fiscal Year 1991 Through Fourth Quarter

PART I - PRIME CONTRACTS						
	PROCUREMENT METHODS	Number of Actions (a)	NET DOLLAR AMOUNTS (000)			
			Small Business Concerns (b)	Large Business Concerns (c)	Domestic Outside U.S./ Foreign (d)	Other Entities (e)
NEW AWARDS AND MODIFICATIONS	1. Tariff or Regulated Acquisitions	0				0
	2. Contracts for Foreign Government or International Organization	0				0
	3. Small Purchases	2,510	932	194	4	1,134
	4. Delivery Orders - GSA Schedules Only	112	155	226	0	381
	5. Delivery Orders - Other Federal Schedules	1	0	6	0	6
	6. Delivery Orders - All Other	22	44	11	0	55
	7. Other Procurement Methods	1	22	0	0	22
	8. TOTAL NEW AWARDS AND MODIFICATIONS	2,846	1,153	437	4	1,598
COMPETITION	9. Competed	75	302	126	0	428
	10. Not Competed	25	126	93	0	219
	11. Not Available for Competition	2,546	725	218	4	951
MODIFICATIONS	12. TOTAL MODIFICATIONS (Excluding Line 3)	0				0

PART II - SELECTED SOCIOECONOMIC STATISTICS (Includes both new awards and modifications)					
PREFERENCE PROGRAMS			TYPE OF CONTRACTOR		
CATEGORY	Number of Actions (a)	Total net Dollars (b)	CATEGORY	Number of Actions (a)	Total net Dollars (b)
13. Small Business - Small Purchase Set-Aside	0	0	18. Small Disadvantaged Business	0	0
14. Small Business Set-Aside	0	0	19. Woman-Owned Small Business	0	0
15. Labor Surplus Area Set-Aside	0	0	20. Sheltered Workshop	0	0
16. Combined Labor Surplus/ Small Business Set-Aside	0	0			
17. 8(a) Awards	0	0			

INTERNATIONAL TRADE COMMISSION
 Actions Reported Individually on SF279
 Fiscal Year 1991 Through Fourth Quarter

	Actions	Dollars (000)
TOTAL	20	909
CICA APPLICABILITY		
Pre-CICA	0	0
CICA Awards	20	909
Small Purchases	0	0
Subject to Statute other than CICA	0	0
KIND OF CONTRACT ACTION		
Initial Letter Contract	0	0
Def. Contract Superseding Letter	0	0
New Definitive Contract	4	131
Small Purchase Procedure	0	0
Order Under IDC	0	0
Order Under BOA	0	0
Order /Mod Under GSA Schedule	7	304
Order/Mod Under VA or OPM Schedule	0	0
Modifications	9	474
Termination for Default	0	0
Termination for Convenience	0	0
SYNOPSIS OF PROCUREMENT PRIOR TO AWARD		
Synopsized Prior to Award	14	670
Not Synopsized Due to Urgency	0	0
Not Synopsized for Other Reason	6	239

FEDERAL PROCUREMENT DATA SYSTEM
INTERNATIONAL TRADE COMMISSION
 Actions Reported Individually on SF279
 Fiscal Year 1991 Through Fourth Quarter

	Actions	Dollars (000)
SOLICITATION PROCEDURE		
Full and Open Competition - Sealed Bid	0	0
Full and Open Competition - Comp Proposal	9	305
Full and Open Competition - Combination	0	0
Architect Engineer	0	0
Basic Research	0	0
Multiple Award Schedule	5	228
Alternate Source/Reduced Cost	0	0
Alternate Source/Mobilization	0	0
Alternate Source/Eng R & D	0	0
Set-aside	2	201
Other than Full and Open Competition	4	175
FULL AND OPEN COMPETITION WITH ONLY ONE BIDDER/OFFERER	0	0
AUTHORITY FOR OTHER THAN FULL AND OPEN COMPETITION		
Only One Source	2	74
- Follow-on Contract	0	0
- Utilities (Regulated & Telecommunications)	0	0
Unusual & Compelling Urgency	0	0
Mobilization/Essential R&D	0	0
International Agreement	0	0
Authorized by Statute	2	101
Authorized Resale	0	0
National Security	0	0
Public Interest	0	0
EXTENT COMPETED		
Competed	16	734
Not Available for Competition	2	101
Follow-on to Competed Action	0	0
Not Competed	2	74
TYPE OF CONTRACT		
Fixed Price	20	909
Cost Reimbursement	0	0
Time and Material	0	0
Labor Hour	0	0
TYPE OF CONTRACTOR		
Small Disadvantaged Business	4	302
Other Small Business	8	207
Large Business	6	299
Sheltered Workshops	0	0
Educational & Nonprofit	0	0
State & Local Government	0	0
Foreign Contractor	0	0
Domestic Contractor Performing Outside US	2	101
WOMAN-OWNED SMALL BUSINESS	1	65
PREFERENCE PROGRAMS		
Directed to Sheltered Workshop	0	0
8 (e) Program	4	302
Combined LSA/SB Set-aside	0	0
Small Business Set-aside	0	0
Labor Surplus Area Set-aside	0	0
Tie Bid Preference	0	0
Buy Indian/Self Determination Act	0	0
No Preference Program or Not Listed	16	607
SUBJECT TO LABOR STATUTES		
Walsh Healy Act - Manufacturer	3	126
Walsh Healy Act - Dealer	3	113
Service Contract Act	11	527
Davis Bacon Act	0	0
Not Subject to Above Acts	3	143
PRODUCT OR SERVICE		
Supplies & Equipment	6	260
ADP Equipment, Purchase and Lease	3	110
Research & Development	0	0
Construction	0	0
Architect & Engineering	0	0
Real Property, Purchase & Lease, or Maintenance	0	0
ADP Services (includes Installation & Maintenance)	5	203
Other Services	8	336

FEDERAL PROCUREMENT DATA SYSTEM
INTERSTATE COMMERCE COMMISSION
 Actions Reported in Summary on SF281
 Fiscal Year 1991 Through Fourth Quarter

PART I - PRIME CONTRACTS							
	PROCUREMENT METHODS	Number of Actions (a)	NET DOLLAR AMOUNTS (000)				
			Small Business Concerns (b)	Large Business Concerns (c)	Domestic Outside U.S./ Foreign (d)	Other Entities (e)	Total Dollars (f)
NEW AWARDS AND MODIFICATIONS	1. Tariff or Regulated Acquisitions	0					0
	2. Contracts for Foreign Government or International Organization	0					0
	3. Small Purchases	379	121	73	0	2	196
	4. Delivery Orders - GSA Schedules Only	190	62	382	0	1	445
	5. Delivery Orders - Other Federal Schedules	0	0	0	0	0	0
	6. Delivery Orders - All Other	9	0	0	0	20	20
	7. Other Procurement Methods	2	0	0	0	62	62
	8. TOTAL NEW AWARDS AND MODIFICATIONS	560	183	455	0	85	723
COMPETITION	9. Competed	210	95	388	0	75	558
	10. Not Competed	171	67	46	0	8	121
	11. Not Available for Competition	199	21	21	0	2	44
MODIFICATIONS	12. TOTAL MODIFICATIONS (Excluding Line 3)	141					0

PART II - SELECTED SOCIOECONOMIC STATISTICS (Includes both new awards and modifications)					
PREFERENCE PROGRAMS			TYPE OF CONTRACTOR		
CATEGORY	Number of Actions (a)	Total net Dollars (b)	CATEGORY	Number of Actions (a)	Total net Dollars (b)
13. Small Business - Small Purchase Set-Aside	110	49	18. Small Disadvantaged Business	9	8
14. Small Business Set-Aside	0	0	19. Woman-Owned Small Business	14	12
15. Labor Surplus Area Set-Aside	0	0	20. Sheltered Workshop	0	0
16. Combined Labor Surplus/ Small Business Set-Aside	0	0			
17. 8(a) Awards	0	0			

INTERSTATE COMMERCE COMMISSION
 Actions Reported Individually on SF279
 Fiscal Year 1991 Through Fourth Quarter

	Actions	Dollars (000)
TOTAL	7	486
CICA APPLICABILITY		
Pre-CICA	0	0
CICA Awards	7	486
Small Purchases	0	0
Subject to Statute other than CICA	0	0
KIND OF CONTRACT ACTION		
Initial Letter Contract	0	0
Def. Contract Superseding Letter	0	0
New Definitive Contract	0	0
Small Purchase Procedure	0	0
Order Under IDC	0	0
Order Under BOA	0	0
Order /Mod Under GSA Schedule	0	0
Order/Mod Under VA or OPM Schedule	0	0
Modifications	7	486
Termination for Default	0	0
Termination for Convenience	0	0
SYNOPSIS OF PROCUREMENT PRIOR TO AWARD		
Synopsized Prior to Award	7	486
Not Synopsized Due to Urgency	0	0
Not Synopsized for Other Reason	0	0

FEDERAL PROCUREMENT DATA SYSTEM
INTERSTATE COMMERCE COMMISSION
 Actions Reported Individually on SF279
 Fiscal Year 1991 Through Fourth Quarter

	Actions	Dollars (000)
SOLICITATION PROCEDURE		
Full and Open Competition - Sealed Bid	0	0
Full and Open Competition - Comp Proposal	5	278
Full and Open Competition - Combination	0	0
Architect Engineer	0	0
Basic Research	0	0
Multiple Award Schedule	0	0
Alternate Source/Reduced Cost	0	0
Alternate Source/Mobilization	0	0
Alternate Source/Eng R & D	0	0
Set-aside	0	0
Other than Full and Open Competition	2	210
FULL AND OPEN COMPETITION WITH ONLY ONE BIDDER/OFFERER	0	0
AUTHORITY FOR OTHER THAN FULL AND OPEN COMPETITION		
Only One Source	0	0
- Follow-on Contract	0	0
- Utilities (Regulated & Telecommunications)	0	0
Unusual & Compelling Urgency	0	0
Mobilization/Essential R&D	0	0
International Agreement	0	0
Authorized by Statute	2	210
Authorized Resale	0	0
National Security	0	0
Public Interest	0	0
EXTENT COMPETED		
Competed	7	488
Not Available for Competition	0	0
Follow-on to Competed Action	0	0
Not Competed	0	0
TYPE OF CONTRACT		
Fixed Price	7	488
Cost Reimbursement	0	0
Time and Material	0	0
Labor Hour	0	0
TYPE OF CONTRACTOR		
Small Disadvantaged Business	2	38
Other Small Business	0	0
Large Business	2	210
Sheltered Workshops	0	0
Educational & Nonprofit	3	238
State & Local Government	0	0
Foreign Contractor	0	0
Domestic Contractor Performing Outside US	0	0
WOMAN-OWNED SMALL BUSINESS	0	0
PREFERENCE PROGRAMS		
Directed to Sheltered Workshop	0	0
8 (a) Program	0	0
Combined LSA/SB Set-aside	0	0
Small Business Set-aside	2	38
Labor Surplus Area Set-aside	0	0
Tie Bid Preference	0	0
Buy Indian/Self Determination Act	0	0
No Preference Program or Not Listed	5	448
SUBJECT TO LABOR STATUTES		
Walsh Healy Act - Manufacturer	0	0
Walsh Healy Act - Dealer	0	0
Service Contract Act	7	488
Devis Bacon Act	0	0
Not Subject to Above Acts	0	0
PRODUCT OR SERVICE		
Supplies & Equipment	0	0
ADP Equipment, Purchase and Lease	0	0
Research & Development	0	0
Construction	0	0
Architect & Engineering	0	0
Real Property, Purchase & Lease, or Maintenance	0	0
ADP Services (Includes Installation & Maintenance)	7	488
Other Services	0	0

FEDERAL PROCUREMENT DATA SYSTEM
MERIT SYSTEMS PROTECTION BOARD
 Actions Reported in Summary on SF281
 Fiscal Year 1991 Through Fourth Quarter

PART I - PRIME CONTRACTS							
	PROCUREMENT METHODS	Number of Actions (a)	NET DOLLAR AMOUNTS (000)				
			Small Business Concerns (b)	Large Business Concerns (c)	Domestic Outside U.S./ Foreign (d)	Other Entities (e)	Total Dollars (f)
NEW AWARDS AND MODIFICATIONS	1. Tariff or Regulated Acquisitions	0				0	
	2. Contracts for Foreign Government or International Organization	0				0	
	3. Small Purchases	2,552	992	693	0	0	1,885
	4. Delivery Orders - GSA Schedules Only	808	90	596	0	0	886
	5. Delivery Orders - Other Federal Schedules	58	0	87	0	0	87
	6. Delivery Orders - All Other	24	2	9	0	0	11
	7. Other Procurement Methods	70	80	20	0	84	184
	8. TOTAL NEW AWARDS AND MODIFICATIONS	3,508	1,164	1,405	0	84	2,653
COMPETITION	9. Competed	2,403	888	1,180	0	0	2,088
	10. Not Competed	896	242	184	0	4	430
	11. Not Available for Competition	209	34	41	0	80	155
MODIFICATIONS	12. TOTAL MODIFICATIONS (Excluding Line 3)	108					385

PART II - SELECTED SOCIOECONOMIC STATISTICS (Includes both new awards and modifications)					
PREFERENCE PROGRAMS			TYPE OF CONTRACTOR		
CATEGORY	Number of Actions (a)	Total net Dollars (b)	CATEGORY	Number of Actions (a)	Total net Dollars (b)
13. Small Business - Small Purchase Set-Aside	2	0	18. Small Disadvantaged Business	6	3
14. Small Business Set-Aside	2	1	19. Women-Owned Small Business	868	220
15. Labor Surplus Area Set-Aside	2	3	20. Sheltered Workshop	0	0
16. Combined Labor Surplus/ Small Business Set-Aside	0	0			
17. 8(a) Awards	2	1			

MERIT SYSTEMS PROTECTION BOARD
 Actions Reported Individually on SF279
 Fiscal Year 1991 Through Fourth Quarter

	Actions	Dollars (000)
TOTAL	0	0
CICA APPLICABILITY		
Pre-CICA	0	0
CICA Awards	0	0
Small Purchases	0	0
Subject to Statute other than CICA	0	0
KIND OF CONTRACT ACTION		
Initial Letter Contract	0	0
Def. Contract Superseding Letter	0	0
New Definitive Contract	0	0
Small Purchase Procedure	0	0
Order Under IDC	0	0
Order Under BOA	0	0
Order /Mod Under GSA Schedule	0	0
Order/Mod Under VA or OPM Schedule	0	0
Modifications	0	0
Termination for Default	0	0
Termination for Convenience	0	0
SYNOPSIS OF PROCUREMENT PRIOR TO AWARD		
Synopsized Prior to Award	0	0
Not Synopsized Due to Urgency	0	0
Not Synopsized for Other Reason	0	0

FEDERAL PROCUREMENT DATA SYSTEM
MERIT SYSTEMS PROTECTION BOARD
 Actions Reported Individually on SF279
 Fiscal Year 1991 Through Fourth Quarter

	Actions	Dollars (000)
SOLICITATION PROCEDURE		
Full and Open Competition - Sealed Bid	0	0
Full and Open Competition - Comp Proposal	0	0
Full and Open Competition - Combination	0	0
Architect Engineer	0	0
Basic Research	0	0
Multiple Award Schedule	0	0
Alternate Source/Reduced Cost	0	0
Alternate Source/Mobilization	0	0
Alternate Source/Eng R & D	0	0
Set-aside	0	0
Other than Full and Open Competition	0	0
FULL AND OPEN COMPETITION WITH ONLY ONE BIDDER/OFFERER	0	0
AUTHORITY FOR OTHER THAN FULL AND OPEN COMPETITION		
Only One Source	0	0
- Follow-on Contract	0	0
- Utilities (Regulated & Telecommunications)	0	0
Unusual & Compelling Urgency	0	0
Mobilization/Essential R&D	0	0
International Agreement	0	0
Authorized by Statute	0	0
Authorized Resale	0	0
National Security	0	0
Public Interest	0	0
EXTENT COMPETED		
Competed	0	0
Not Available for Competition	0	0
Follow-on to Competed Action	0	0
Not Competed	0	0
TYPE OF CONTRACT		
Fixed Price	0	0
Cost Reimbursement	0	0
Time and Material	0	0
Labor Hour	0	0
TYPE OF CONTRACTOR		
Small Disadvantaged Business	0	0
Other Small Business	0	0
Large Business	0	0
Sheltered Workshops	0	0
Educational & Nonprofit	0	0
State & Local Government	0	0
Foreign Contractor	0	0
Domestic Contractor Performing Outside US	0	0
WOMAN-OWNED SMALL BUSINESS	0	0
PREFERENCE PROGRAMS		
Directed to Sheltered Workshop	0	0
8 (a) Program	0	0
Combined LSA/SB Set-aside	0	0
Small Business Set-aside	0	0
Labor Surplus Area Set-aside	0	0
Tie Bid Preference	0	0
Buy Indian/Self Determination Act	0	0
No Preference Program or Not Listed	0	0
SUBJECT TO LABOR STATUTES		
Walsh Healy Act - Manufacturer	0	0
Walsh Healy Act - Dealer	0	0
Service Contract Act	0	0
Davis Bacon Act	0	0
Not Subject to Above Acts	0	0
PRODUCT OR SERVICE		
Supplies & Equipment	0	0
ADP Equipment, Purchase and Lease	0	0
Research & Development	0	0
Construction	0	0
Architect & Engineering	0	0
Real Property, Purchase & Lease, or Maintenance	0	0
ADP Services (includes Installation & Maintenance)	0	0
Other Services	0	0

FEDERAL PROCUREMENT DATA SYSTEM
NATIONAL AERONAUTICS AND SPACE ADMINISTRATION
 Actions Reported in Summary on SF281
 Fiscal Year 1991 Through Fourth Quarter

PART I - PRIME CONTRACTS							
	PROCUREMENT METHODS	Number of Actions (a)	NET DOLLAR AMOUNTS (000)				
			Small Business Concerns (b)	Large Business Concerns (c)	Domestic Outside U.S./ Foreign (d)	Other Entities (e)	Total Dollars (f)
NEW AWARDS AND MODIFICATIONS	1. Tariff or Regulated Acquisitions	0					0
	2. Contracts for Foreign Government or International Organization	0					0
	3. Small Purchases	71,792	109,080	52,807	605	2,779	165,071
	4. Delivery Orders - GSA Schedules Only	10,617	19,329	31,644	0	0	50,973
	5. Delivery Orders - Other Federal Schedules	0	0	0	0	0	0
	6. Delivery Orders - All Other	0	0	0	0	0	0
	7. Other Procurement Methods	22	106	0	0	0	106
	8. TOTAL NEW AWARDS AND MODIFICATIONS	82,431	128,515	84,251	605	2,779	216,150
COMPETITION	9. Competed	26,153	80,849	43,540	-4	544	124,929
	10. Not Competed	8,290	18,430	35,177	547	1,479	55,633
	11. Not Available for Competition	47,988	29,236	5,534	62	756	35,588
MODIFICATIONS	12. TOTAL MODIFICATIONS (Excluding Line 3)	0					0

PART II - SELECTED SOCIOECONOMIC STATISTICS (Includes both new awards and modifications)					
PREFERENCE PROGRAMS			TYPE OF CONTRACTOR		
CATEGORY	Number of Actions (a)	Total net Dollars (b)	CATEGORY	Number of Actions (a)	Total net Dollars (b)
13. Small Business - Small Purchase Set-Aside	21,987	83,673	18. Small Disadvantaged Business	1,241	2,989
14. Small Business Set-Aside	0	0	19. Women-Owned Small Business	2,742	6,640
15. Labor Surplus Area Set-Aside	0	0	20. Sheltered Workshop	0	0
16. Combined Labor Surplus/ Small Business Set-Aside	0	0			
17. 8(a) Awards	22	106			

NATIONAL AERONAUTICS AND SPACE ADMINISTRATION
 Actions Reported Individually on SF279
 Fiscal Year 1991 Through Fourth Quarter

	Actions	Dollars (000)
TOTAL	15,221	11,796,789
CICA APPLICABILITY		
Pre-CICA	1,984	3,597,757
CICA Awards	13,237	8,199,012
Small Purchases	0	0
Subject to Statute other than CICA	0	0
KIND OF CONTRACT ACTION		
Initial Letter Contract	5	3,554
Def. Contract Superseding Letter	0	0
New Definitive Contract	1,791	935,913
Small Purchase Procedure	0	0
Order Under IDC	42	7,185
Order Under BOA	18	1,204
Order /Mod Under GSA Schedule	778	32,899
Order/Mod Under VA or OPM Schedule	0	0
Modifications	12,577	10,816,381
Termination for Default	4	-327
Termination for Convenience	6	-40
SYNOPSIS OF PROCUREMENT PRIOR TO AWARD		
Synopsized Prior to Award	11,807	9,965,220
Not Synopsized Due to Urgency	114	20,926
Not Synopsized for Other Reason	3,300	1,810,623

FEDERAL PROCUREMENT DATA SYSTEM
NATIONAL AERONAUTICS AND SPACE ADMINISTRATION
 Actions Reported Individually on SF279
 Fiscal Year 1991 Through Fourth Quarter

	Actions	Dollars (000)
SOLICITATION PROCEDURE		
Full and Open Competition - Sealed Bid	1,442	213,985
Full and Open Competition - Comp Proposal	5,159	4,702,926
Full and Open Competition - Combination	23	5,846
Architect Engineer	351	30,640
Basic Research	442	72,432
Multiple Award Schedule	521	22,697
Alternate Source/Reduced Cost	81	125,875
Alternate Source/Mobilization	10	3,580
Alternate Source/Eng R & D	0	0
Set-aside	1,900	302,971
Other than Full and Open Competition	3,308	2,718,270
FULL AND OPEN COMPETITION WITH ONLY ONE BIDDER/OFFERER	1,089	806,113
AUTHORITY FOR OTHER THAN FULL AND OPEN COMPETITION		
Only One Source	1,555	1,788,147
- Follow-on Contract	112	1,096,041
- Utilities (Regulated & Telecommunications)	126	38,436
Unusual & Compelling Urgency	159	50,333
Mobilization/Essential R&D	414	472,741
International Agreement	13	18,015
Authorized by Statute	1,150	385,883
Authorized Resale	0	0
National Security	16	2,808
Public Interest	1	543
EXTENT COMPETED		
Competed	10,951	8,048,200
Not Available for Competition	1,280	348,100
Follow-on to Competed Action	210	1,596,040
Not Competed	2,780	1,804,429
TYPE OF CONTRACT		
Fixed Price	8,725	1,177,777
Cost Reimbursement	8,397	10,814,436
Time and Material	72	3,533
Labor Hour	27	1,023
TYPE OF CONTRACTOR		
Small Disadvantaged Business	1,474	293,681
Other Small Business	3,848	542,898
Large Business	7,703	9,377,840
Sheltered Workshops	0	0
Educational & Nonprofit	1,307	1,387,571
State & Local Government	745	122,462
Foreign Contractor	98	58,578
Domestic Contractor Performing Outside US	46	13,939
WOMAN-OWNED SMALL BUSINESS	449	65,204
PREFERENCE PROGRAMS		
Directed to Sheltered Workshop	0	0
8 (a) Program	1,091	226,082
Combined LSA/SB Set-aside	35	11,989
Small Business Set-aside	1,848	285,491
Labor Surplus Area Set-aside	69	14,094
Tie Bid Preference	1	37
Buy Indian/Self Determination Act	0	0
No Preference Program or Not Listed	12,177	11,259,076
SUBJECT TO LABOR STATUTES		
Walsh Healy Act - Manufacturer	3,602	4,731,008
Walsh Healy Act - Dealer	1,043	457,079
Service Contract Act	2,138	2,287,543
Davis Bacon Act	1,248	415,467
Not Subject to Above Acts	7,190	3,905,674
PRODUCT OR SERVICE		
Supplies & Equipment	1,573	2,958,482
ADP Equipment, Purchase and Lease	1,790	168,398
Research & Development	5,951	4,818,004
Construction	1,378	458,634
Architect & Engineering	492	71,855
Real Property, Purchase & Lease, or Maintenance	77	13,557
ADP Services (includes Installation & Maintenance)	617	348,536
Other Services	3,343	3,159,305

FEDERAL PROCUREMENT DATA SYSTEM
NATIONAL ARCHIVES AND RECORDS ADMINISTRATION
 Actions Reported in Summary on SF281
 Fiscal Year 1991 Through Fourth Quarter

PART I - PRIME CONTRACTS							
	PROCUREMENT METHODS	Number of Actions (a)	NET DOLLAR AMOUNTS (000)				
			Small Business Concerns (b)	Large Business Concerns (c)	Domestic Outside U.S./ Foreign (d)	Other Entities (e)	Total Dollars (f)
NEW AWARDS AND MODIFICATIONS	1. Tariff or Regulated Acquisitions	9				120	
	2. Contracts for Foreign Government or International Organization	0				0	
	3. Small Purchases	2,239	2,343	419	0	63	2,825
	4. Delivery Orders - GSA Schedules Only	791	1,060	1,366	0	4	2,430
	5. Delivery Orders - Other Federal Schedules	135	543	125	0	21	689
	6. Delivery Orders - All Other	51	55	11	0	44	110
	7. Other Procurement Methods	21	49	6	0	11	66
	8. TOTAL NEW AWARDS AND MODIFICATIONS	3,246	4,050	1,927	0	143	6,240
COMPETITION	9. Competed	1,505	2,772	1,397	0	77	4,246
	10. Not Competed	567	248	181	0	37	446
	11. Not Available for Competition	1,174	1,030	369	0	29	1,548
MODIFICATIONS	12. TOTAL MODIFICATIONS (Excluding Line 3)	27					195

PART II - SELECTED SOCIOECONOMIC STATISTICS (Includes both new awards and modifications)					
PREFERENCE PROGRAMS			TYPE OF CONTRACTOR		
CATEGORY	Number of Actions (a)	Total net Dollars (b)	CATEGORY	Number of Actions (a)	Total net Dollars (b)
13. Small Business - Small Purchase Set-Aside	1,056	1,873	18. Small Disadvantaged Business	20	60
14. Small Business Set-Aside	7	32	19. Woman-Owned Small Business	56	139
15. Labor Surplus Area Set-Aside	0	0	20. Sheltered Workshop	0	0
16. Combined Labor Surplus/ Small Business Set-Aside	0	0			
17. 8(a) Awards	0	0			

NATIONAL ARCHIVES AND RECORDS ADMINISTRATION
 Actions Reported Individually on SF279
 Fiscal Year 1991 Through Fourth Quarter

	Actions	Dollars (000)
TOTAL	76	10,079
CICA APPLICABILITY		
Pre-CICA	0	0
CICA Awards	75	10,031
Small Purchases	0	0
Subject to Statute other than CICA	0	0
KIND OF CONTRACT ACTION		
Initial Letter Contract	0	0
Def. Contract Superseding Letter	0	0
New Definitive Contract	4	350
Small Purchase Procedure	0	0
Order Under IDC	54	8,131
Order Under BOA	1	836
Order /Mod Under GSA Schedule	17	753
Order /Mod Under VA or OPM Schedule	0	0
Modifications	0	0
Termination for Default	0	0
Termination for Convenience	0	0
SYNOPSIS OF PROCUREMENT PRIOR TO AWARD		
Synopsized Prior to Award	39	5,654
Not Synopsized Due to Urgency	0	0
Not Synopsized for Other Reason	36	4,377

FEDERAL PROCUREMENT DATA SYSTEM
NATIONAL ARCHIVES AND RECORDS ADMINISTRATION
 Actions Reported Individually on SF279
 Fiscal Year 1991 Through Fourth Quarter

	Actions	Dollars (000)
SOLICITATION PROCEDURE		
Full and Open Competition - Sealed Bid	15	1,691
Full and Open Competition - Comp Proposal	12	1,193
Full and Open Competition - Combination	0	0
Architect Engineer	0	0
Basic Research	0	0
Multiple Award Schedule	11	417
Alternate Source/Reduced Cost	0	0
Alternate Source/Mobilization	0	0
Alternate Source/Eng R & D	0	0
Set-aside	12	1,442
Other than Full and Open Competition	25	5,288
FULL AND OPEN COMPETITION WITH ONLY ONE BIDDER/OFFERER	3	198
AUTHORITY FOR OTHER THAN FULL AND OPEN COMPETITION		
Only One Source	17	3,783
- Follow-on Contract	1	207
- Utilities (Regulated & Telecommunications)	13	2,021
Unusual & Compelling Urgency	0	0
Mobilization/Essential R&D	0	0
International Agreement	0	0
Authorized by Statute	2	300
Authorized Resale	0	0
National Security	1	46
Public Interest	5	1,159
EXTENT COMPETED		
Competed	51	4,774
Not Available for Competition	3	564
Follow-on to Competed Action	0	0
Not Competed	21	4,693
TYPE OF CONTRACT		
Fixed Price	73	9,731
Cost Reimbursement	2	300
Time and Material	0	0
Labor Hour	0	0
TYPE OF CONTRACTOR		
Small Disadvantaged Business	5	415
Other Small Business	36	4,438
Large Business	22	2,677
Sheltered Workshops	5	749
Educational & Nonprofit	6	541
State & Local Government	1	1,211
Foreign Contractor	0	0
Domestic Contractor Performing Outside US	0	0
WOMAN-OWNED SMALL BUSINESS	4	495
PREFERENCE PROGRAMS		
Directed to Sheltered Workshop	5	749
8 (a) Program	2	300
Combined LSA/SB Set-aside	0	0
Small Business Set-aside	29	3,437
Labor Surplus Area Set-aside	0	0
Tie Bid Preference	0	0
Buy Indian/Self Determination Act	0	0
No Preference Program or Not Listed	39	5,545
SUBJECT TO LABOR STATUTES		
Walsh Healy Act - Manufacturer	16	1,808
Walsh Healy Act - Dealer	8	309
Service Contract Act	44	7,512
Devis Bacon Act	0	0
Not Subject to Above Acts	7	604
PRODUCT OR SERVICE		
Supplies & Equipment	16	898
ADP Equipment, Purchase and Lease	8	304
Research & Development	0	0
Construction	0	0
Architect & Engineering	0	0
Real Property, Purchase & Lease, or Maintenance	0	0
ADP Services (includes Installation & Maintenance)	3	350
Other Services	49	8,518

FEDERAL PROCUREMENT DATA SYSTEM
NATIONAL CAPITAL PLANNING COMMISSION
 Actions Reported in Summary on SF281
 Fiscal Year 1991 Through Fourth Quarter

PART I - PRIME CONTRACTS							
	PROCUREMENT METHODS	Number of Actions (a)	NET DOLLAR AMOUNTS (000)				Total Dollars (f)
			Small Business Concerns (b)	Large Business Concerns (c)	Domestic Outside U.S./ Foreign (d)	Other Entities (e)	
NEW AWARDS AND MODIFICATIONS	1. Tariff or Regulated Acquisitions	0					0
	2. Contracts for Foreign Government or International Organization	0					0
	3. Small Purchases	35	15	10	0	0	25
	4. Delivery Orders - GSA Schedules Only	10	10	0	0	0	10
	5. Delivery Orders - Other Federal Schedules	3	1	0	0	0	1
	6. Delivery Orders - All Other	0	0	0	0	0	0
	7. Other Procurement Methods	0	0	0	0	0	0
	8. TOTAL NEW AWARDS AND MODIFICATIONS	48	26	10	0	0	36
COMPETITION	9. Competed	13	11	0	0	0	11
	10. Not Competed	0	0	0	0	0	0
	11. Not Available for Competition	35	15	10	0	0	25
MODIFICATIONS	12. TOTAL MODIFICATIONS (Excluding Line 3)	0					0

PART II - SELECTED SOCIOECONOMIC STATISTICS (Includes both new awards and modifications)					
PREFERENCE PROGRAMS			TYPE OF CONTRACTOR		
CATEGORY	Number of Actions (a)	Total net Dollars (b)	CATEGORY	Number of Actions (a)	Total net Dollars (b)
13. Small Business - Small Purchase Set-Aside	0	0	18. Small Disadvantaged Business	0	0
14. Small Business Set-Aside	0	0	19. Woman-Owned Small Business	4	3
15. Labor Surplus Area Set-Aside	0	0	20. Sheltered Workshop	0	0
16. Combined Labor Surplus/ Small Business Set-Aside	0	0			
17. 8(a) Awards	0	0			

NATIONAL CAPITAL PLANNING COMMISSION
 Actions Reported Individually on SF279
 Fiscal Year 1991 Through Fourth Quarter

	Actions	Dollars (000)
TOTAL:	0	0
CICA APPLICABILITY		
Pre-CICA	0	0
CICA Awards	0	0
Small Purchases	0	0
Subject to Statute other than CICA	0	0
KIND OF CONTRACT ACTION		
Initial Letter Contract	0	0
Def. Contract Superseding Letter	0	0
New Definitive Contract	0	0
Small Purchase Procedure	0	0
Order Under IDC	0	0
Order Under BOA	0	0
Order/Mod Under GSA Schedule	0	0
Order/Mod Under VA or OPM Schedule	0	0
Modifications	0	0
Termination for Default	0	0
Termination for Convenience	0	0
SYNOPSIS OF PROCUREMENT PRIOR TO AWARD		
Synopsisized Prior to Award	0	0
Not Synopsisized Due to Urgency	0	0
Not Synopsisized for Other Reason	0	0

FEDERAL PROCUREMENT DATA SYSTEM
NATIONAL CAPITAL PLANNING COMMISSION
 Actions Reported Individually on SF279
 Fiscal Year 1991 Through Fourth Quarter

	Actions	Dollars (000)
SOLICITATION PROCEDURE		
Full and Open Competition - Sealed Bid	0	0
Full and Open Competition - Comp Proposal	0	0
Full and Open Competition - Combination	0	0
Architect Engineer	0	0
Basic Research	0	0
Multiple Award Schedule	0	0
Alternate Source/Reduced Cost	0	0
Alternate Source/Mobilization	0	0
Alternate Source/Eng R & D	0	0
Set-aside	0	0
Other than Full and Open Competition	0	0
FULL AND OPEN COMPETITION WITH ONLY ONE BIDDER/OFFERER	0	0
AUTHORITY FOR OTHER THAN FULL AND OPEN COMPETITION		
Only One Source	0	0
- Follow-on Contract	0	0
- Utilities (Regulated & Telecommunications)	0	0
Unusual & Compelling Urgency	0	0
Mobilization/Essential R&D	0	0
International Agreement	0	0
Authorized by Statute	0	0
Authorized Resale	0	0
National Security	0	0
Public Interest	0	0
EXTENT COMPETED		
Competed	0	0
Not Available for Competition	0	0
Follow-on to Competed Action	0	0
Not Competed	0	0
TYPE OF CONTRACT		
Fixed Price	0	0
Cost Reimbursement	0	0
Time and Material	0	0
Labor Hour	0	0
TYPE OF CONTRACTOR		
Small Disadvantaged Business	0	0
Other Small Business	0	0
Large Business	0	0
Sheltered Workshops	0	0
Educational & Nonprofit	0	0
State & Local Government	0	0
Foreign Contractor	0	0
Domestic Contractor Performing Outside US	0	0
WOMAN-OWNED SMALL BUSINESS	0	0
PREFERENCE PROGRAMS		
Directed to Sheltered Workshop	0	0
8 (a) Program	0	0
Combined LSA/SB Set-aside	0	0
Small Business Set-aside	0	0
Labor Surplus Area Set-aside	0	0
Tie Bid Preference	0	0
Buy Indian/Self Determination Act	0	0
No Preference Program or Not Listed	0	0
SUBJECT TO LABOR STATUTES		
Walsh Healy Act - Manufacturer	0	0
Walsh Healy Act - Dealer	0	0
Service Contract Act	0	0
Davis Bacon Act	0	0
Not Subject to Above Acts	0	0
PRODUCT OR SERVICE		
Supplies & Equipment	0	0
ADP Equipment, Purchase and Lease	0	0
Research & Development	0	0
Construction	0	0
Architect & Engineering	0	0
Real Property, Purchase & Lease, or Maintenance	0	0
ADP Services (includes Installation & Maintenance)	0	0
Other Services	0	0

FEDERAL PROCUREMENT DATA SYSTEM
NATIONAL FOUNDATION ON THE ARTS
 Actions Reported in Summary on SF281
 Fiscal Year 1991 Through Fourth Quarter

PART I - PRIME CONTRACTS							
	PROCUREMENT METHODS	Number of Actions (a)	NET DOLLAR AMOUNTS (000)				
			Small Business Concerns (b)	Large Business Concerns (c)	Domestic Outside U.S./ Foreign (d)	Other Entities (e)	Total Dollars (f)
NEW AWARDS AND MODIFICATIONS	1. Tariff or Regulated Acquisitions	0				0	
	2. Contracts for Foreign Government or International Organization	0				0	
	3. Small Purchases	501	611	55	0	61	727
	4. Delivery Orders - GSA Schedules Only	195	170	390	0	0	560
	5. Delivery Orders - Other Federal Schedules	0	0	0	0	0	0
	6. Delivery Orders - All Other	0	0	0	0	0	0
	7. Other Procurement Methods	0	0	0	0	0	0
	8. TOTAL NEW AWARDS AND MODIFICATIONS	696	781	445	0	61	1,287
COMPETITION	9. Competed	284	600	424	0	48	1,072
	10. Not Competed	412	181	21	0	13	215
	11. Not Available for Competition	0	0	0	0	0	0
MODIFICATIONS	12. TOTAL MODIFICATIONS (Excluding Line 3)	5					6

PART II - SELECTED SOCIOECONOMIC STATISTICS (Includes both new awards and modifications)					
PREFERENCE PROGRAMS			TYPE OF CONTRACTOR		
CATEGORY	Number of Actions (a)	Total net Dollars (b)	CATEGORY	Number of Actions (a)	Total net Dollars (b)
13. Small Business - Small Purchase Set-Aside	39	318	18. Small Disadvantaged Business	5	52
14. Small Business Set-Aside	0	0	19. Woman-Owned Small Business	49	143
15. Labor Surplus Area Set-Aside	0	0	20. Sheltered Workshop	0	0
16. Combined Labor Surplus/ Small Business Set-Aside	0	0			
17. 8(a) Awards	0	0			

NATIONAL FOUNDATION ON THE ARTS
 Actions Reported Individually on SF279
 Fiscal Year 1991 Through Fourth Quarter

	Actions	Dollars (000)
TOTAL	18	964
CICA APPLICABILITY		
Pre-CICA	0	0
CICA Awards	18	964
Small Purchases	0	0
Subject to Statute other than CICA	0	0
KIND OF CONTRACT ACTION		
Initial Letter Contract	0	0
Def. Contract Superseding Letter	0	0
New Definitive Contract	1	87
Small Purchase Procedure	0	0
Order Under IDC	3	137
Order Under BOA	0	0
Order /Mod Under GSA Schedule	12	731
Order/Mod Under VA or OPM Schedule	0	0
Modifications	2	29
Termination for Default	0	0
Termination for Convenience	0	0
SYNOPSIS OF PROCUREMENT PRIOR TO AWARD		
Synopsized Prior to Award	8	451
Not Synopsized Due to Urgency	0	0
Not Synopsized for Other Reason	10	533

FEDERAL PROCUREMENT DATA SYSTEM
NATIONAL FOUNDATION ON THE ARTS
 Actions Reported Individually on SF279
 Fiscal Year 1991 Through Fourth Quarter

SOLICITATION PROCEDURE	Actions	Dollars (000)
Full and Open Competition - Sealed Bid	0	0
Full and Open Competition - Comp Proposal	7	389
Full and Open Competition - Combination	0	0
Architect Engineer	0	0
Basic Research	0	0
Multiple Award Schedule	11	595
Alternate Source/Reduced Cost	0	0
Alternate Source/Mobilization	0	0
Alternate Source/Eng R & D	0	0
Set-aside	0	0
Other than Full and Open Competition	0	0
FULL AND OPEN COMPETITION WITH ONLY ONE BIDDER/OFFERER	0	0
AUTHORITY FOR OTHER THAN FULL AND OPEN COMPETITION		
Only One Source	0	0
- Follow-on Contract	0	0
- Utilities (Regulated & Telecommunications)	0	0
Unusual & Compelling Urgency	0	0
Mobilization/Essential R&D	0	0
International Agreement	0	0
Authorized by Statute	0	0
Authorized Resale	0	0
National Security	0	0
Public Interest	0	0
EXTENT COMPETED		
Competed	18	984
Not Available for Competition	0	0
Follow-on to Competed Action	0	0
Not Competed	0	0
TYPE OF CONTRACT		
Fixed Price	16	854
Cost Reimbursement	0	0
Time and Material	0	0
Labor Hour	2	130
TYPE OF CONTRACTOR		
Small Disadvantaged Business	8	253
Other Small Business	1	47
Large Business	11	684
Sheltered Workshops	0	0
Educational & Nonprofit	0	0
State & Local Government	0	0
Foreign Contractor	0	0
Domestic Contractor Performing Outside US	0	0
WOMAN-OWNED SMALL BUSINESS	0	0
PREFERENCE PROGRAMS		
Directed to Sheltered Workshop	0	0
8 (a) Program	0	0
Combined LSA/SB Set-aside	0	0
Small Business Set-aside	3	137
Labor Surplus Area Set-aside	0	0
Tie Bid Preference	0	0
Buy Indian/Self Determination Act	0	0
No Preference Program or Not Listed	15	847
SUBJECT TO LABOR STATUTES		
Walsh Healy Act - Manufacturer	10	634
Walsh Healy Act - Dealer	2	97
Service Contract Act	6	253
Devis Bacon Act	0	0
Not Subject to Above Acts	0	0
PRODUCT OR SERVICE		
Supplies & Equipment	2	208
ADP Equipment, Purchase and Lease	0	0
Research & Development	0	0
Construction	0	0
Architect & Engineering	0	0
Real Property, Purchase & Lease, or Maintenance	0	0
ADP Services (includes Installation & Maintenance)	13	680
Other Services	3	116

FEDERAL PROCUREMENT DATA SYSTEM
NATIONAL FOUNDATION ON THE HUMANITIES
 Actions Reported in Summary on SF281
 Fiscal Year 1991 Through Fourth Quarter

PART I - PRIME CONTRACTS							
	PROCUREMENT METHODS	Number of Actions (a)	NET DOLLAR AMOUNTS (000)				
			Small Business Concerns (b)	Large Business Concerns (c)	Domestic Outside U.S./ Foreign (d)	Other Entities (e)	Total Dollars (f)
NEW AWARDS AND MODIFICATIONS	1. Tariff or Regulated Acquisitions	0				0	
	2. Contracts for Foreign Government or International Organization	0				0	
	3. Small Purchases	721	398	94	0	17	509
	4. Delivery Orders - GSA Schedules Only	137	48	198	0	15	281
	5. Delivery Orders - Other Federal Schedules	0	0	0	0	0	0
	6. Delivery Orders - All Other	0	0	0	0	0	0
	7. Other Procurement Methods	0	0	0	0	0	0
	8. TOTAL NEW AWARDS AND MODIFICATIONS	858	446	292	0	32	770
COMPETITION	9. Competed	123	210	41	0	7	258
	10. Not Competed	707	210	205	0	19	434
	11. Not Available for Competition	28	28	46	0	6	78
MODIFICATIONS	12. TOTAL MODIFICATIONS (Excluding Line 3)	13					38

PART II - SELECTED SOCIOECONOMIC STATISTICS (Includes both new awards and modifications)					
PREFERENCE PROGRAMS			TYPE OF CONTRACTOR		
CATEGORY	Number of Actions (a)	Total net Dollars (b)	CATEGORY	Number of Actions (a)	Total net Dollars (b)
13. Small Business - Small Purchase Set-Aside	479	370	18. Small Disadvantaged Business	13	28
14. Small Business Set-Aside	66	27	19. Woman-Owned Small Business	105	112
15. Labor Surplus Area Set-Aside	0	0	20. Sheltered Workshop	0	0
16. Combined Labor Surplus/ Small Business Set-Aside	0	0			
17. 8(a) Awards	0	0			

NATIONAL FOUNDATION ON THE HUMANITIES
 Actions Reported Individually on SF279
 Fiscal Year 1991 Through Fourth Quarter

	Actions	Dollars (000)
TOTAL	10	788
CICA APPLICABILITY		
Pre-CICA	0	0
CICA Awards	10	788
Small Purchases	0	0
Subject to Statute other than CICA	0	0
KIND OF CONTRACT ACTION		
Initial Letter Contract	5	670
Def. Contract Superseding Letter	0	0
New Definitive Contract	0	0
Small Purchase Procedure	0	0
Order Under IDC	0	0
Order Under BOA	0	0
Order /Mod Under GSA Schedule	5	118
Order /Mod Under VA or OPM Schedule	0	0
Modifications	0	0
Termination for Default	0	0
Termination for Convenience	0	0
SYNOPSIS OF PROCUREMENT PRIOR TO AWARD		
Synopsized Prior to Award	4	325
Not Synopsized Due to Urgency	0	0
Not Synopsized for Other Reason	6	463

FEDERAL PROCUREMENT DATA SYSTEM
NATIONAL FOUNDATION ON THE HUMANITIES
 Actions Reported Individually on SF279
 Fiscal Year 1991 Through Fourth Quarter

	Actions	Dollars (000)
SOLICITATION PROCEDURE		
Full and Open Competition - Sealed Bid	0	0
Full and Open Competition - Comp Proposal	3	290
Full and Open Competition - Combination	0	0
Architect Engineer	0	0
Basic Research	0	0
Multiple Award Schedule	5	118
Alternate Source/Reduced Cost	0	0
Alternate Source/Mobilization	0	0
Alternate Source/Eng R & D	0	0
Set-aside	0	0
Other than Full and Open Competition	2	380
FULL AND OPEN COMPETITION WITH ONLY ONE BIDDER/OFFERER	0	0
AUTHORITY FOR OTHER THAN FULL AND OPEN COMPETITION		
Only One Source	2	380
- Follow-on Contract	0	0
- Utilities (Regulated & Telecommunications)	0	0
Unusual & Compelling Urgency	0	0
Mobilization/Essential R&D	0	0
International Agreement	0	0
Authorized by Statute	0	0
Authorized Resale	0	0
National Security	0	0
Public Interest	0	0
EXTENT COMPETED		
Competed	8	408
Not Available for Competition	0	0
Follow-on to Competed Action	0	0
Not Competed	2	380
TYPE OF CONTRACT		
Fixed Price	7	205
Cost Reimbursement	3	583
Time and Material	0	0
Labor Hour	0	0
TYPE OF CONTRACTOR		
Small Disadvantaged Business	0	0
Other Small Business	2	249
Large Business	6	159
Sheltered Workshops	0	0
Educational & Nonprofit	2	380
State & Local Government	0	0
Foreign Contractor	0	0
Domestic Contractor Performing Outside US	0	0
WOMAN-OWNED SMALL BUSINESS	0	0
PREFERENCE PROGRAMS		
Directed to Sheltered Workshop	0	0
8 (a) Program	0	0
Combined LSA/SB Set-aside	0	0
Small Business Set-aside	2	249
Labor Surplus Area Set-aside	0	0
Tie Bid Preference	0	0
Buy Indian/Self Determination Act	0	0
No Preference Program or Not Listed	8	539
SUBJECT TO LABOR STATUTES		
Walsh Healy Act - Manufacturer	5	124
Walsh Healy Act - Dealer	0	0
Service Contract Act	1	48
Davis Bacon Act	0	0
Not Subject to Above Acts	4	618
PRODUCT OR SERVICE		
Supplies & Equipment	0	0
ADP Equipment, Purchase and Lease	8	159
Research & Development	2	380
Construction	0	0
Architect & Engineering	0	0
Real Property, Purchase & Lease, or Maintenance	0	0
ADP Services (includes Installation & Maintenance)	0	0
Other Services	2	249

FEDERAL PROCUREMENT DATA SYSTEM
NATIONAL GALLERY OF ART
 Actions Reported in Summary on SF281
 Fiscal Year 1991 Through Fourth Quarter

PART I - PRIME CONTRACTS							
	PROCUREMENT METHODS	Number of Actions (a)	NET DOLLAR AMOUNTS (000)				Total Dollars (f)
			Small Business Concerns (b)	Large Business Concerns (c)	Domestic Outside U.S./ Foreign (d)	Other Entities (e)	
NEW AWARDS AND MODIFICATIONS	1. Tariff or Regulated Acquisitions	0					0
	2. Contracts for Foreign Government or International Organization	0					0
	3. Small Purchases	3,704	3,163	606	115	0	3,884
	4. Delivery Orders - GSA Schedules Only	377	922	737	0	10	1,669
	5. Delivery Orders - Other Federal Schedules	0	0	0	0	0	0
	6. Delivery Orders - All Other	0	0	0	0	0	0
	7. Other Procurement Methods	92	0	10	89	73	172
	8. TOTAL NEW AWARDS AND MODIFICATIONS	4,173	4,085	1,353	204	83	5,725
COMPETITION	9. Competed	752	1,789	379	89	10	2,293
	10. Not Competed	907	976	344	43	0	1,337
	11. Not Available for Competition	2,514	1,320	630	72	73	2,095
MODIFICATIONS	12. TOTAL MODIFICATIONS (Excluding Line 3)	0					0

PART II - SELECTED SOCIOECONOMIC STATISTICS (Includes both new awards and modifications)					
PREFERENCE PROGRAMS			TYPE OF CONTRACTOR		
CATEGORY	Number of Actions (a)	Total net Dollars (b)	CATEGORY	Number of Actions (a)	Total net Dollars (b)
13. Small Business - Small Purchase Set-Aside	0	0	18. Small Disadvantaged Business	0	0
14. Small Business Set-Aside	0	0	19. Woman-Owned Small Business	0	0
15. Labor Surplus Area Set-Aside	0	0	20. Sheltered Workshop	0	0
16. Combined Labor Surplus/ Small Business Set-Aside	0	0			
17. 8(a) Awards	0	0			

NATIONAL GALLERY OF ART
 Actions Reported Individually on SF279
 Fiscal Year 1991 Through Fourth Quarter

	Actions	Dollars (000)
TOTAL	19	2,046
CICA APPLICABILITY		
Pre-CICA	0	0
CICA Awards	19	2,046
Small Purchases	0	0
Subject to Statute other than CICA	0	0
KIND OF CONTRACT ACTION		
Initial Letter Contract	0	0
Def. Contract Superseding Letter	5	394
New Definitive Contract	13	1,226
Small Purchase Procedure	0	0
Order Under IDC	0	0
Order Under BOA	0	0
Order/Mod Under GSA Schedule	0	0
Order/Mod Under VA or OPM Schedule	0	0
Modifications	1	426
Termination for Default	0	0
Termination for Convenience	0	0
SYNOPSIS OF PROCUREMENT PRIOR TO AWARD		
Synopsized Prior to Award	6	1,219
Not Synopsized Due to Urgency	6	489
Not Synopsized for Other Reason	7	338

FEDERAL PROCUREMENT DATA SYSTEM
NATIONAL GALLERY OF ART
 Actions Reported Individually on SF279
 Fiscal Year 1991 Through Fourth Quarter

	Actions	Dollars (000)
SOLICITATION PROCEDURE		
Full and Open Competition - Sealed Bid	5	422
Full and Open Competition - Comp Proposal	4	934
Full and Open Competition - Combination	0	0
Architect Engineer	0	0
Basic Research	0	0
Multiple Award Schedule	0	0
Alternate Source/Reduced Cost	0	0
Alternate Source/Mobilization	0	0
Alternate Source/Eng R & D	0	0
Set-aside	0	0
Other than Full and Open Competition	10	690
FULL AND OPEN COMPETITION WITH ONLY ONE BIDDER/OFFERER		
AUTHORITY FOR OTHER THAN FULL AND OPEN COMPETITION		
Only One Source	0	0
- Follow-on Contract	0	0
- Utilities (Regulated & Telecommunications)	0	0
Unusual & Compelling Urgency	9	644
Mobilization/Essential R&D	0	0
International Agreement	0	0
Authorized by Statute	1	46
Authorized Resale	0	0
National Security	0	0
Public Interest	0	0
EXTENT COMPETED		
Competed	13	1,704
Not Available for Competition	0	0
Follow-on to Competed Action	0	0
Not Competed	6	342
TYPE OF CONTRACT		
Fixed Price	19	2,046
Cost Reimbursement	0	0
Time and Material	0	0
Labor Hour	0	0
TYPE OF CONTRACTOR		
Small Disadvantaged Business	0	0
Other Small Business	17	1,937
Large Business	2	109
Sheltered Workshops	0	0
Educational & Nonprofit	0	0
State & Local Government	0	0
Foreign Contractor	0	0
Domestic Contractor Performing Outside US	0	0
WOMAN-OWNED SMALL BUSINESS		
PREFERENCE PROGRAMS		
Directed to Sheltered Workshop	0	0
8 (a) Program	0	0
Combined LSA/SB Set-aside	0	0
Small Business Set-aside	12	1,646
Labor Surplus Area Set-aside	0	0
Tie Bid Preference	0	0
Buy Indian/Self Determination Act	0	0
No Preference Program or Not Listed	7	400
SUBJECT TO LABOR STATUTES		
Walsh Healy Act - Manufacturer	1	61
Walsh Healy Act - Dealer	8	791
Service Contract Act	0	0
Davis Bacon Act	7	674
Not Subject to Above Acts	3	520
PRODUCT OR SERVICE		
Supplies & Equipment	7	351
ADP Equipment, Purchase and Lease	0	0
Research & Development	0	0
Construction	6	875
Architect & Engineering	1	426
Real Property, Purchase & Lease, or Maintenance	0	0
ADP Services (includes Installation & Maintenance)	0	0
Other Services	5	394

FEDERAL PROCUREMENT DATA SYSTEM
NATIONAL LABOR RELATIONS BOARD
 Actions Reported in Summary on SF281
 Fiscal Year 1991 Through Fourth Quarter

PART I - PRIME CONTRACTS						
	PROCUREMENT METHODS	Number of Actions (a)	NET DOLLAR AMOUNTS (000)			
			Small Business Concerns (b)	Large Business Concerns (c)	Domestic Outside U.S./ Foreign (d)	Other Entities (e)
NEW AWARDS AND MODIFICATIONS	1. Tariff or Regulated Acquisitions	0				0
	2. Contracts for Foreign Government or International Organization	0				0
	3. Small Purchases	534	628	293	0	919
	4. Delivery Orders - GSA Schedules Only	641	319	762	0	1,081
	5. Delivery Orders - Other Federal Schedules	0	0	0	0	0
	6. Delivery Orders - All Other	0	0	0	0	0
	7. Other Procurement Methods	1	20	0	0	20
	8. TOTAL NEW AWARDS AND MODIFICATIONS	1,178	965	1,055	0	2,020
COMPETITION	9. Competed	670	617	383	0	1,000
	10. Not Competed	83	72	67	0	139
	11. Not Available for Competition	423	276	605	0	881
MODIFICATIONS	12. TOTAL MODIFICATIONS (Excluding Line 3)	0				0

PART II - SELECTED SOCIOECONOMIC STATISTICS (Includes both new awards and modifications)					
PREFERENCE PROGRAMS			TYPE OF CONTRACTOR		
CATEGORY	Number of Actions (a)	Total net Dollars (b)	CATEGORY	Number of Actions (a)	Total net Dollars (b)
13. Small Business - Small Purchase Set-Aside	85	75	18. Small Disadvantaged Business	8	29
14. Small Business Set-Aside	0	0	19. Woman-Owned Small Business	8	25
15. Labor Surplus Area Set-Aside	0	0	20. Sheltered Workshop	0	0
16. Combined Labor Surplus/ Small Business Set-Aside	0	0			
17. 8(a) Awards	1	20			

NATIONAL LABOR RELATIONS BOARD
 Actions Reported Individually on SF279
 Fiscal Year 1991 Through Fourth Quarter

	Actions	Dollars (000)
TOTAL	41	1,928
CICA APPLICABILITY		
Pre-CICA	0	0
CICA Awards	41	1,928
Small Purchases	0	0
Subject to Statute other than CICA	0	0
KIND OF CONTRACT ACTION		
Initial Letter Contract	0	0
Def. Contract Superseding Letter	0	0
New Definitive Contract	6	378
Small Purchase Procedure	0	0
Order Under IDC	23	904
Order Under BOA	0	0
Order /Mod Under GSA Schedule	11	586
Order/Mod Under VA or OPM Schedule	0	0
Modifications	1	60
Termination for Default	0	0
Termination for Convenience	0	0
SYNOPSIS OF PROCUREMENT PRIOR TO AWARD		
Synopsized Prior to Award	22	875
Not Synopsized Due to Urgency	0	0
Not Synopsized for Other Reason	19	1,051

FEDERAL PROCUREMENT DATA SYSTEM
NATIONAL LABOR RELATIONS BOARD
 Actions Reported Individually on SF279
 Fiscal Year 1991 Through Fourth Quarter

SOLICITATION PROCEDURE	Actions	Dollars (000)
Full and Open Competition - Sealed Bid	23	904
Full and Open Competition - Comp Proposal	8	377
Full and Open Competition - Combination	0	0
Architect Engineer	0	0
Basic Research	0	0
Multiple Award Schedule	12	645
Alternate Source/Reduced Cost	0	0
Alternate Source/Mobilization	0	0
Alternate Source/Eng R & D	0	0
Set-aside	0	0
Other than Full and Open Competition	0	0
FULL AND OPEN COMPETITION WITH ONLY ONE BIDDER/OFFERER	0	0
AUTHORITY FOR OTHER THAN FULL AND OPEN COMPETITION		
Only One Source	0	0
- Follow-on Contract	0	0
- Utilities (Regulated & Telecommunications)	0	0
Unusual & Compelling Urgency	0	0
Mobilization/Essential R&D	0	0
International Agreement	0	0
Authorized by Statute	0	0
Authorized Resale	0	0
National Security	0	0
Public Interest	0	0
EXTENT COMPETED		
Competed	41	1,926
Not Available for Competition	0	0
Follow-on to Competed Action	0	0
Not Competed	0	0
TYPE OF CONTRACT		
Fixed Price	41	1,926
Cost Reimbursement	0	0
Time and Material	0	0
Labor Hour	0	0
TYPE OF CONTRACTOR		
Small Disadvantaged Business	1	60
Other Small Business	29	1,097
Large Business	11	769
Sheltered Workshops	0	0
Educational & Nonprofit	0	0
State & Local Government	0	0
Foreign Contractor	0	0
Domestic Contractor Performing Outside US	0	0
WOMAN-OWNED SMALL BUSINESS	15	556
PREFERENCE PROGRAMS		
Directed to Sheltered Workshop	0	0
8 (a) Program	1	60
Combined LSA/SB Set-aside	0	0
Small Business Set-aside	23	904
Labor Surplus Area Set-aside	0	0
Tie Bid Preference	0	0
Buy Indian/Self Determination Act	0	0
No Preference Program or Not Listed	17	962
SUBJECT TO LABOR STATUTES		
Walsh Healy Act - Manufacturer	0	0
Walsh Healy Act - Dealer	0	0
Service Contract Act	23	904
Davis Bacon Act	0	0
Not Subject to Above Acts	18	1,022
PRODUCT OR SERVICE		
Supplies & Equipment	6	354
ADP Equipment, Purchase and Lease	2	83
Research & Development	0	0
Construction	0	0
Architect & Engineering	0	0
Real Property, Purchase & Lease, or Maintenance	0	0
ADP Services (includes Installation & Maintenance)	1	83
Other Services	32	1,406

FEDERAL PROCUREMENT DATA SYSTEM
NATIONAL MEDIATION BOARD
 Actions Reported in Summary on SF281
 Fiscal Year 1991 Through Fourth Quarter

PART I - PRIME CONTRACTS						
	PROCUREMENT METHODS	Number of Actions (a)	NET DOLLAR AMOUNTS (000)			
			Small Business Concerns (b)	Large Business Concerns (c)	Domestic Outside U.S./ Foreign (d)	Other Entities (e)
NEW AWARDS AND MODIFICATIONS	1. Tariff or Regulated Acquisitions	0				0
	2. Contracts for Foreign Government or International Organization	0				0
	3. Small Purchases	7	25	0	0	25
	4. Delivery Orders - GSA Schedules Only	42	8	45	0	53
	5. Delivery Orders - Other Federal Schedules	0	0	0	0	0
	6. Delivery Orders - All Other	134	32	69	0	101
	7. Other Procurement Methods	39	0	0	0	169
	8. TOTAL NEW AWARDS AND MODIFICATIONS	222	65	114	0	348
COMPETITION	9. Competed	110	41	87	0	128
	10. Not Competed	12	1	7	0	8
	11. Not Available for Competition	97	13	20	0	202
MODIFICATIONS	12. TOTAL MODIFICATIONS (Excluding Line 3)	146				290

PART II - SELECTED SOCIOECONOMIC STATISTICS (Includes both new awards and modifications)					
PREFERENCE PROGRAMS			TYPE OF CONTRACTOR		
CATEGORY	Number of Actions (a)	Total net Dollars (b)	CATEGORY	Number of Actions (a)	Total net Dollars (b)
13. Small Business - Small Purchase Set-Aside	1	10	18. Small Disadvantaged Business	0	0
14. Small Business Set-Aside	0	0	19. Woman-Owned Small Business	4	11
15. Labor Surplus Area Set-Aside	0	0	20. Sheltered Workshop	0	0
16. Combined Labor Surplus/ Small Business Set-Aside	0	0			
17. 8(a) Awards	0	0			

NATIONAL MEDIATION BOARD
 Actions Reported Individually on SF279
 Fiscal Year 1991 Through Fourth Quarter

	Actions	Dollars (000)
TOTAL	134	1,558
CICA APPLICABILITY		
Pre-CICA	0	0
CICA Awards	134	1,558
Small Purchases	0	0
Subject to Statute other than CICA	0	0
KIND OF CONTRACT ACTION		
Initial Letter Contract	0	0
Def. Contract Superseding Letter	0	0
New Definitive Contract	52	818
Small Purchase Procedure	0	0
Order Under IDC	0	0
Order Under BOA	0	0
Order/Mod Under GSA Schedule	2	31
Order/Mod Under VA or OPM Schedule	0	0
Modifications	80	709
Termination for Default	0	0
Termination for Convenience	0	0
SYNOPSIS OF PROCUREMENT PRIOR TO AWARD		
Synopsized Prior to Award	0	0
Not Synopsized Due to Urgency	0	0
Not Synopsized for Other Reason	134	1,558

FEDERAL PROCUREMENT DATA SYSTEM
NATIONAL MEDIATION BOARD
 Actions Reported Individually on SF279
 Fiscal Year 1991 Through Fourth Quarter

SOLICITATION PROCEDURE	Actions	Dollars (000)
Full and Open Competition - Sealed Bid	0	0
Full and Open Competition - Comp Proposal	0	0
Full and Open Competition - Combination	0	0
Architect Engineer	0	0
Basic Research	0	0
Multiple Award Schedule	2	31
Alternate Source/Reduced Cost	0	0
Alternate Source/Mobilization	0	0
Alternate Source/Eng R & D	0	0
Set-aside	0	0
Other than Full and Open Competition	132	1,527
FULL AND OPEN COMPETITION WITH ONLY ONE BIDDER/OFFERER	0	0
AUTHORITY FOR OTHER THAN FULL AND OPEN COMPETITION		
Only One Source	132	1,527
- Follow-on Contract	0	0
- Utilities (Regulated & Telecommunications)	0	0
Unusual & Compelling Urgency	0	0
Mobilization/Essential R&D	0	0
International Agreement	0	0
Authorized by Statute	0	0
Authorized Resale	0	0
National Security	0	0
Public Interest	0	0
EXTENT COMPETED		
Competed	2	31
Not Available for Competition	0	0
Follow-on to Competed Action	0	0
Not Competed	132	1,527
TYPE OF CONTRACT		
Fixed Price	2	31
Cost Reimbursement	0	0
Time and Material	0	0
Labor Hour	132	1,527
TYPE OF CONTRACTOR		
Small Disadvantaged Business	0	0
Other Small Business	132	1,527
Large Business	2	31
Sheltered Workshops	0	0
Educational & Nonprofit	0	0
State & Local Government	0	0
Foreign Contractor	0	0
Domestic Contractor Performing Outside US	0	0
WOMAN-OWNED SMALL BUSINESS	4	50
PREFERENCE PROGRAMS		
Directed to Sheltered Workshop	0	0
8 (a) Program	0	0
Combined LSA/SB Set-aside	0	0
Small Business Set-aside	0	0
Labor Surplus Area Set-aside	0	0
Tie Bid Preference	0	0
Buy Indian/Self Determination Act	0	0
No Preference Program or Not Listed	134	1,558
SUBJECT TO LABOR STATUES		
Walsh Healy Act - Manufacturer	2	31
Walsh Healy Act - Dealer	0	0
Service Contract Act	0	0
Davis Bacon Act	0	0
Not Subject to Above Acts	132	1,527
PRODUCT OR SERVICE		
Supplies & Equipment	0	0
ADP Equipment, Purchase and Lease	2	31
Research & Development	0	0
Construction	0	0
Architect & Engineering	0	0
Real Property, Purchase & Lease, or Maintenance	0	0
ADP Services (includes Installation & Maintenance)	0	0
Other Services	132	1,527

FEDERAL PROCUREMENT DATA SYSTEM
NATIONAL SCIENCE FOUNDATION
 Actions Reported in Summary on SF281
 Fiscal Year 1991 Through Fourth Quarter

PART I - PRIME CONTRACTS							
	PROCUREMENT METHODS	Number of Actions (a)	NET DOLLAR AMOUNTS (000)				
			Small Business Concerns (b)	Large Business Concerns (c)	Domestic Outside U.S./ Foreign (d)	Other Entities (e)	Total Dollars (f)
NEW AWARDS AND MODIFICATIONS	1. Tariff or Regulated Acquisitions	0				0	
	2. Contracts for Foreign Government or International Organization	0				0	
	3. Small Purchases	1,510	2,666	830	0	578	4,074
	4. Delivery Orders - GSA Schedules Only	574	433	1,811	0	18	2,262
	5. Delivery Orders - Other Federal Schedules	26	26	0	0	0	26
	6. Delivery Orders - All Other	3	0	0	0	2	2
	7. Other Procurement Methods	0	0	0	0	0	0
	8. TOTAL NEW AWARDS AND MODIFICATIONS	2,113	3,127	2,641	0	598	6,368
COMPETITION	9. Competed	1,238	2,250	2,065	0	103	4,418
	10. Not Competed	727	813	483	0	493	1,789
	11. Not Available for Competition	148	64	93	0	2	159
MODIFICATIONS	12. TOTAL MODIFICATIONS (Excluding Line 3)	0					0

PART II - SELECTED SOCIOECONOMIC STATISTICS (Includes both new awards and modifications)					
PREFERENCE PROGRAMS			TYPE OF CONTRACTOR		
CATEGORY	Number of Actions (a)	Total net Dollars (b)	CATEGORY	Number of Actions (a)	Total net Dollars (b)
13. Small Business - Small Purchase Set-Aside	546	1,219	18. Small Disadvantaged Business	37	140
14. Small Business Set-Aside	288	1,292	19. Women-Owned Small Business	71	238
15. Labor Surplus Area Set-Aside	16	58	20. Sheltered Workshop	1	40
16. Combined Labor Surplus/ Small Business Set-Aside	2	3			
17. 8(a) Awards	3	0			

NATIONAL SCIENCE FOUNDATION
 Actions Reported Individually on SF279
 Fiscal Year 1991 Through Fourth Quarter

	Actions	Dollars (000)
TOTAL	236	149,259
CICA APPLICABILITY		
Pre-CICA	3	11,438
CICA Awards	201	102,322
Small Purchases	18	264
Subject to Statute other than CICA	9	1,063
KIND OF CONTRACT ACTION		
Initial Letter Contract	0	0
Def. Contract Superseding Letter	1	47
New Definitive Contract	29	6,890
Small Purchase Procedure	19	296
Order Under IDC	11	613
Order Under BOA	52	2,218
Order /Mod Under GSA Schedule	13	607
Order /Mod Under VA or OPM Schedule	0	0
Modifications	111	138,588
Termination for Default	0	0
Termination for Convenience	0	0
SYNOPSIS OF PROCUREMENT PRIOR TO AWARD		
Synopsized Prior to Award	114	99,674
Not Synopsized Due to Urgency	0	0
Not Synopsized for Other Reason	117	15,453

FEDERAL PROCUREMENT DATA SYSTEM
NATIONAL SCIENCE FOUNDATION
 Actions Reported Individually on SF279
 Fiscal Year 1991 Through Fourth Quarter

	Actions	Dollars (000)
SOLICITATION PROCEDURE		
Full and Open Competition - Sealed Bid	4	135
Full and Open Competition - Comp Proposal	140	90,271
Full and Open Competition - Combination	0	0
Architect Engineer	2	458
Basic Research	0	0
Multiple Award Schedule	10	444
Alternate Source/Reduced Cost	0	0
Alternate Source/Mobilization	0	0
Alternate Source/Eng R & D	0	0
Set-aside	19	2,647
Other than Full and Open Competition	28	8,367
FULL AND OPEN COMPETITION WITH ONLY ONE BIDDER/OFFERER	31	3,297
AUTHORITY FOR OTHER THAN FULL AND OPEN COMPETITION		
Only One Source	26	8,367
- Follow-on Contract	5	2,780
- Utilities (Regulated & Telecommunications)	0	0
Unusual & Compelling Urgency	0	0
Mobilization/Essential R&D	0	0
International Agreement	0	0
Authorized by Statute	0	0
Authorized Resale	0	0
National Security	0	0
Public Interest	0	0
EXTENT COMPETED		
Competed	195	94,433
Not Available for Competition	3	3,244
Follow-on to Competed Action	2	77
Not Competed	31	17,373
TYPE OF CONTRACT		
Fixed Price	78	4,149
Cost Reimbursement	83	107,576
Time and Material	20	1,357
Labor Hour	50	2,045
TYPE OF CONTRACTOR		
Small Disadvantaged Business	30	5,614
Other Small Business	85	4,635
Large Business	79	7,893
Sheltered Workshops	0	0
Educational & Nonprofit	27	17,929
State & Local Government	5	5,256
Foreign Contractor	0	0
Domestic Contractor Performing Outside US	5	73,800
WOMAN-OWNED SMALL BUSINESS	26	2,428
PREFERENCE PROGRAMS		
Directed to Sheltered Workshop	0	0
8 (a) Program	8	4,468
Combined LSA/SB Set-aside	3	45
Small Business Set-aside	44	2,903
Labor Surplus Area Set-aside	0	0
Tie Bid Preference	0	0
Buy Indian/Self Determination Act	0	0
No Preference Program or Not Listed	176	107,711
SUBJECT TO LABOR STATUTES		
Walsh Healy Act - Manufacturer	8	391
Walsh Healy Act - Dealer	7	5,350
Service Contract Act	22	1,208
Davis Bacon Act	0	0
Not Subject to Above Acts	194	108,178
PRODUCT OR SERVICE		
Supplies & Equipment	9	292
ADP Equipment, Purchase and Lease	12	2,905
Research & Development	30	126,491
Construction	1	100
Architect & Engineering	4	721
Real Property, Purchase & Lease, or Maintenance	1	30
ADP Services (Includes Installation & Maintenance)	44	2,876
Other Services	135	15,844

FEDERAL PROCUREMENT DATA SYSTEM
NATIONAL TRANSPORTATION SAFETY BOARD
 Actions Reported in Summary on SF281
 Fiscal Year 1991 Through Fourth Quarter

PART I - PRIME CONTRACTS						
	PROCUREMENT METHODS	Number of Actions (a)	NET DOLLAR AMOUNTS (000)			
			Small Business Concerns (b)	Large Business Concerns (c)	Domestic Outside U.S./ Foreign (d)	Other Entities (e)
NEW AWARDS AND MODIFICATIONS	1. Tariff or Regulated Acquisitions	0				0
	2. Contracts for Foreign Government or International Organization	0				0
	3. Small Purchases	0	0	0	0	0
	4. Delivery Orders - GSA Schedules Only	0	0	0	0	0
	5. Delivery Orders - Other Federal Schedules	0	0	0	0	0
	6. Delivery Orders - All Other	0	0	0	0	0
	7. Other Procurement Methods	0	0	0	0	0
	8. TOTAL NEW AWARDS AND MODIFICATIONS	0	0	0	0	0
COMPETITION	9. Competed	0	0	0	0	0
	10. Not Competed	0	0	0	0	0
	11. Not Available for Competition	0	0	0	0	0
MODIFICATIONS	12. TOTAL MODIFICATIONS (Excluding Line 3)	0				0

PART II - SELECTED SOCIOECONOMIC STATISTICS (Includes both new awards and modifications)					
PREFERENCE PROGRAMS			TYPE OF CONTRACTOR		
CATEGORY	Number of Actions (a)	Total net Dollars (b)	CATEGORY	Number of Actions (a)	Total net Dollars (b)
13. Small Business - Small Purchase Set-Aside	0	0	18. Small Disadvantaged Business	0	0
14. Small Business Set-Aside	0	0	19. Woman-Owned Small Business	0	0
15. Labor Surplus Area Set-Aside	0	0	20. Sheltered Workshop	0	0
16. Combined Labor Surplus/ Small Business Set-Aside	0	0			
17. 8(a) Awards	0	0			

NATIONAL TRANSPORTATION SAFETY BOARD
 Actions Reported Individually on SF279
 Fiscal Year 1991 Through Fourth Quarter

	Actions	Dollars (000)
TOTAL	0	0
CICA APPLICABILITY		
Pre-CICA	0	0
CICA Awards	0	0
Small Purchases	0	0
Subject to Statute other than CICA	0	0
KIND OF CONTRACT ACTION		
Initial Letter Contract	0	0
Def. Contract Superseding Letter	0	0
New Definitive Contract	0	0
Small Purchase Procedure	0	0
Order Under IDC	0	0
Order Under BOA	0	0
Order /Mod Under GSA Schedule	0	0
Order /Mod Under VA or OPM Schedule	0	0
Modifications	0	0
Termination for Default	0	0
Termination for Convenience	0	0
SYNOPSIS OF PROCUREMENT PRIOR TO AWARD		
Synopsized Prior to Award	0	0
Not Synopsized Due to Urgency	0	0
Not Synopsized for Other Reason	0	0

FEDERAL PROCUREMENT DATA SYSTEM
NATIONAL TRANSPORTATION SAFETY BOARD
 Actions Reported Individually on SF279
 Fiscal Year 1991 Through Fourth Quarter

SOLICITATION PROCEDURE	Actions	Dollars (000)
Full and Open Competition - Sealed Bid	0	0
Full and Open Competition - Comp Proposal	0	0
Full and Open Competition - Combination	0	0
Architect Engineer	0	0
Basic Research	0	0
Multiple Award Schedule	0	0
Alternate Source/Reduced Cost	0	0
Alternate Source/Mobilization	0	0
Alternate Source/Eng R & D	0	0
Set-aside	0	0
Other than Full and Open Competition	0	0
FULL AND OPEN COMPETITION WITH ONLY ONE BIDDER/OFFERER	0	0
AUTHORITY FOR OTHER THAN FULL AND OPEN COMPETITION		
Only One Source	0	0
- Follow-on Contract	0	0
- Utilities (Regulated & Telecommunications)	0	0
Unusual & Compelling Urgency	0	0
Mobilization/Essential R&D	0	0
International Agreement	0	0
Authorized by Statute	0	0
Authorized Resale	0	0
National Security	0	0
Public Interest	0	0
EXTENT COMPETED		
Competed	0	0
Not Available for Competition	0	0
Follow-on to Competed Action	0	0
Not Competed	0	0
TYPE OF CONTRACT		
Fixed Price	0	0
Cost Reimbursement	0	0
Time and Material	0	0
Labor Hour	0	0
TYPE OF CONTRACTOR		
Small Disadvantaged Business	0	0
Other Small Business	0	0
Large Business	0	0
Sheltered Workshops	0	0
Educational & Nonprofit	0	0
State & Local Government	0	0
Foreign Contractor	0	0
Domestic Contractor Performing Outside US	0	0
WOMAN-OWNED SMALL BUSINESS	0	0
PREFERENCE PROGRAMS		
Directed to Sheltered Workshop	0	0
8 (a) Program	0	0
Combined LSA/SB Set-aside	0	0
Small Business Set-aside	0	0
Labor Surplus Area Set-aside	0	0
Tie Bid Preference	0	0
Buy Indian/Self Determination Act	0	0
No Preference Program or Not Listed	0	0
SUBJECT TO LABOR STATUTES		
Walsh Healy Act - Manufacturer	0	0
Walsh Healy Act - Dealer	0	0
Service Contract Act	0	0
Davis Bacon Act	0	0
Not Subject to Above Acts	0	0
PRODUCT OR SERVICE		
Supplies & Equipment	0	0
ADP Equipment, Purchase and Lease	0	0
Research & Development	0	0
Construction	0	0
Architect & Engineering	0	0
Real Property, Purchase & Lease, or Maintenance	0	0
ADP Services (includes Installation & Maintenance)	0	0
Other Services	0	0

FEDERAL PROCUREMENT DATA SYSTEM
NUCLEAR REGULATORY COMMISSION
 Actions Reported in Summary on SF281
 Fiscal Year 1991 Through Fourth Quarter

PART I - PRIME CONTRACTS							
	PROCUREMENT METHODS	Number of Actions (a)	NET DOLLAR AMOUNTS (000)				Total Dollars (f)
			Small Business Concerns (b)	Large Business Concerns (c)	Domestic Outside U.S./ Foreign (d)	Other Entities (e)	
NEW AWARDS AND MODIFICATIONS	1. Tariff or Regulated Acquisitions	0					0
	2. Contracts for Foreign Government or International Organization	0					0
	3. Small Purchases	2,740	4,858	1,808	0	82	6,746
	4. Delivery Orders - GSA Schedules Only	925	1,426	1,534	0	1	2,961
	5. Delivery Orders - Other Federal Schedules	0	0	0	0	0	0
	6. Delivery Orders - All Other	0	0	0	0	0	0
	7. Other Procurement Methods	0	0	0	0	0	0
	8. TOTAL NEW AWARDS AND MODIFICATIONS	3,665	5,284	3,340	0	83	9,707
COMPETITION	9. Competed	1,085	3,924	1,354	0	22	5,300
	10. Not Competed	599	1,410	1,466	0	27	2,903
	11. Not Available for Competition	1,981	950	520	0	34	1,504
MODIFICATIONS	12. TOTAL MODIFICATIONS (Excluding Line 3)	190					387

PART II - SELECTED SOCIOECONOMIC STATISTICS (Includes both new awards and modifications)					
PREFERENCE PROGRAMS			TYPE OF CONTRACTOR		
CATEGORY	Number of Actions (a)	Total net Dollars (b)	CATEGORY	Number of Actions (a)	Total net Dollars (b)
13. Small Business - Small Purchase Set-Aside	1,806	4,636	18. Small Disadvantaged Business	101	325
14. Small Business Set-Aside	0	0	19. Women-Owned Small Business	108	495
15. Labor Surplus Area Set-Aside	0	0	20. Sheltered Workshop	0	0
16. Combined Labor Surplus/ Small Business Set-Aside	0	0			
17. 8(a) Awards	0	0			

NUCLEAR REGULATORY COMMISSION
 Actions Reported Individually on SF279
 Fiscal Year 1991 Through Fourth Quarter

	Actions	Dollars (000)
TOTAL	346	54,531
CICA APPLICABILITY		
Pre-CICA	3	14,220
CICA Awards	343	40,311
Small Purchases	0	0
Subject to Statute other than CICA	0	0
KIND OF CONTRACT ACTION		
Initial Letter Contract	0	0
Def. Contract Superseding Letter	1	225
New Definitive Contract	30	3,648
Small Purchase Procedure	0	0
Order Under IDC	97	6,964
Order Under BOA	0	0
Order/Mod Under GSA Schedule	7	797
Order/Mod Under VA or OPM Schedule	0	0
Modifications	211	42,897
Termination for Default	0	0
Termination for Convenience	0	0
SYNOPSIS OF PROCUREMENT PRIOR TO AWARD		
Synopsized Prior to Award	276	46,408
Not Synopsized Due to Urgency	12	3,173
Not Synopsized for Other Reason	58	4,950

FEDERAL PROCUREMENT DATA SYSTEM
NUCLEAR REGULATORY COMMISSION
 Actions Reported Individually on SF279
 Fiscal Year 1991 Through Fourth Quarter

SOLICITATION PROCEDURE	Actions	Dollars (000)
Full and Open Competition - Sealed Bid	3	297
Full and Open Competition - Comp Proposal	165	22,520
Full and Open Competition - Combination	1	2
Architect Engineer	0	0
Basic Research	0	0
Multiple Award Schedule	2	446
Alternate Source/Reduced Cost	0	0
Alternate Source/Mobilization	0	0
Alternate Source/Eng R & D	0	0
Set-aside	38	2,073
Other than Full and Open Competition	134	14,973
FULL AND OPEN COMPETITION WITH ONLY ONE BIDDER/OFFERER	8	945
AUTHORITY FOR OTHER THAN FULL AND OPEN COMPETITION		
Only One Source	62	4,839
- Follow-on Contract	2	50
- Utilities (Regulated & Telecommunications)	0	0
Unusual & Compelling Urgency	12	3,173
Mobilization/Essential R&D	0	0
International Agreement	0	0
Authorized by Statute	60	6,961
Authorized Resale	0	0
National Security	0	0
Public Interest	0	0
EXTENT COMPETED		
Competed	224	42,789
Not Available for Competition	49	3,979
Follow-on to Competed Action	0	0
Not Competed	73	7,763
TYPE OF CONTRACT		
Fixed Price	86	9,449
Cost Reimbursement	235	42,531
Time and Material	14	2,160
Labor Hour	11	391
TYPE OF CONTRACTOR		
Small Disadvantaged Business	69	7,415
Other Small Business	67	4,908
Large Business	164	14,506
Sheltered Workshops	0	0
Educational & Nonprofit	34	26,868
State & Local Government	12	834
Foreign Contractor	0	0
Domestic Contractor Performing Outside US	0	0
WOMAN-OWNED SMALL BUSINESS	20	778
PREFERENCE PROGRAMS		
Directed to Sheltered Workshop	0	0
8 (a) Program	60	6,961
Combined LSA/SB Set-aside	0	0
Small Business Set-aside	38	2,073
Labor Surplus Area Set-aside	0	0
Tie Bid Preference	0	0
Buy Indian/Self Determination Act	0	0
No Preference Program or Not Listed	248	45,497
SUBJECT TO LABOR STATUTES		
Walsh Healy Act - Manufacturer	5	294
Walsh Healy Act - Dealer	5	922
Service Contract Act	65	9,793
Davis Bacon Act	0	0
Not Subject to Above Acts	271	43,522
PRODUCT OR SERVICE		
Supplies & Equipment	5	291
ADP Equipment, Purchase and Lease	11	1,034
Research & Development	51	17,826
Construction	0	0
Architect & Engineering	0	0
Real Property, Purchase & Lease, or Maintenance	0	0
ADP Services (includes Installation & Maintenance)	60	7,502
Other Services	219	27,878

FEDERAL PROCUREMENT DATA SYSTEM
OCCUPATIONAL SAFETY AND HEALTH REVIEW COMMISSION
 Actions Reported in Summary on SF281
 Fiscal Year 1991 Through Fourth Quarter

PART I - PRIME CONTRACTS						
	PROCUREMENT METHODS	Number of Actions (a)	NET DOLLAR AMOUNTS (000)			
			Small Business Concerns (b)	Large Business Concerns (c)	Domestic Outside U.S./ Foreign (d)	Other Entities (e)
NEW AWARDS AND MODIFICATIONS	1. Tariff or Regulated Acquisitions	0				0
	2. Contracts for Foreign Government or International Organization	0				0
	3. Small Purchases	235	86	52	0	138
	4. Delivery Orders - GSA Schedules Only	124	16	59	0	75
	5. Delivery Orders - Other Federal Schedules	3	0	12	0	12
	6. Delivery Orders - All Other	0	0	0	0	0
	7. Other Procurement Methods	3	0	0	0	8
	8. TOTAL NEW AWARDS AND MODIFICATIONS	365	102	123	0	233
COMPETITION	9. Competed	357	102	118	0	220
	10. Not Competed	1	0	0	0	1
	11. Not Available for Competition	7	0	5	0	12
MODIFICATIONS	12. TOTAL MODIFICATIONS (Excluding Line 3)	114				31

PART II - SELECTED SOCIOECONOMIC STATISTICS (Includes both new awards and modifications)					
PREFERENCE PROGRAMS			TYPE OF CONTRACTOR		
CATEGORY	Number of Actions (a)	Total net Dollars (b)	CATEGORY	Number of Actions (a)	Total net Dollars (b)
13. Small Business - Small Purchase Set-Aside	1	3	18. Small Disadvantaged Business	0	0
14. Small Business Set-Aside	0	0	19. Woman-Owned Small Business	3	3
15. Labor Surplus Area Set-Aside	1	0	20. Sheltered Workshop	0	0
16. Combined Labor Surplus/ Small Business Set-Aside	0	0			
17. 8(a) Awards	0	0			

OCCUPATIONAL SAFETY AND HEALTH REVIEW COMMISSION
 Actions Reported Individually on SF279
 Fiscal Year 1991 Through Fourth Quarter

	Actions	Dollars (000)
TOTAL	0	0
CICA/APPLICABILITY		
Pre-CICA	0	0
CICA Awards	0	0
Small Purchases	0	0
Subject to Statute other than CICA	0	0
KIND OF CONTRACT ACTION		
Initial Letter Contract	0	0
Def. Contract Superseding Letter	0	0
New Definitive Contract	0	0
Small Purchase Procedure	0	0
Order Under IDC	0	0
Order Under BOA	0	0
Order /Mod Under GSA Schedule	0	0
Order/Mod Under VA or OPM Schedule	0	0
Modifications	0	0
Termination for Default	0	0
Termination for Convenience	0	0
SYNOPSIS OF PROCUREMENT PRIOR TO AWARD		
Synopsized Prior to Award	0	0
Not Synopsized Due to Urgency	0	0
Not Synopsized for Other Reason	0	0

FEDERAL PROCUREMENT DATA SYSTEM
OCCUPATIONAL SAFETY AND HEALTH REVIEW COMMISSION
 Actions Reported Individually on SF279
 Fiscal Year 1991 Through Fourth Quarter

	Actions	Dollars (000)
SOLICITATION PROCEDURE		
Full and Open Competition - Sealed Bid	0	0
Full and Open Competition - Comp Proposal	0	0
Full and Open Competition - Combination	0	0
Architect Engineer	0	0
Basic Research	0	0
Multiple Award Schedule	0	0
Alternate Source/Reduced Cost	0	0
Alternate Source/Mobilization	0	0
Alternate Source/Eng R & D	0	0
Set-aside	0	0
Other than Full and Open Competition	0	0
FULL AND OPEN COMPETITION WITH ONLY ONE BIDDER/OFFERER	0	0
AUTHORITY FOR OTHER THAN FULL AND OPEN COMPETITION		
Only One Source	0	0
- Follow-on Contract	0	0
- Utilities (Regulated & Telecommunications)	0	0
Unusual & Compelling Urgency	0	0
Mobilization/Essential R&D	0	0
International Agreement	0	0
Authorized by Statute	0	0
Authorized Resale	0	0
National Security	0	0
Public Interest	0	0
EXTENT COMPETED		
Competed	0	0
Not Available for Competition	0	0
Follow-on to Competed Action	0	0
Not Competed	0	0
TYPE OF CONTRACT		
Fixed Price	0	0
Cost Reimbursement	0	0
Time and Material	0	0
Labor Hour	0	0
TYPE OF CONTRACTOR		
Small Disadvantaged Business	0	0
Other Small Business	0	0
Large Business	0	0
Sheltered Workshops	0	0
Educational & Nonprofit	0	0
State & Local Government	0	0
Foreign Contractor	0	0
Domestic Contractor Performing Outside US	0	0
WOMAN-OWNED SMALL BUSINESS	0	0
PREFERENCE PROGRAMS		
Directed to Sheltered Workshop	0	0
8 (a) Program	0	0
Combined LSA/SB Set-aside	0	0
Small Business Set-aside	0	0
Labor Surplus Area Set-aside	0	0
Tie Bid Preference	0	0
Buy Indian/Self Determination Act	0	0
No Preference Program or Not Listed	0	0
SUBJECT TO LABOR STATUES		
Walsh Healy Act - Manufacturer	0	0
Walsh Healy Act - Dealer	0	0
Service Contract Act	0	0
Davis Bacon Act	0	0
Not Subject to Above Acts	0	0
PRODUCT OR SERVICE		
Supplies & Equipment	0	0
ADP Equipment, Purchase and Lease	0	0
Research & Development	0	0
Construction	0	0
Architect & Engineering	0	0
Real Property, Purchase & Lease, or Maintenance	0	0
ADP Services (includes Installation & Maintenance)	0	0
Other Services	0	0

FEDERAL PROCUREMENT DATA SYSTEM
OFFICE OF PERSONNEL MANAGEMENT
 Actions Reported in Summary on SF281
 Fiscal Year 1991 Through Fourth Quarter

PART I - PRIME CONTRACTS							
	PROCUREMENT METHODS	Number of Actions (a)	NET DOLLAR AMOUNTS (000)				Total Dollars (f)
			Small Business Concerns (b)	Large Business Concerns (c)	Domestic Outside U.S./ Foreign (d)	Other Entities (e)	
NEW AWARDS AND MODIFICATIONS	1. Tariff or Regulated Acquisitions	0					0
	2. Contracts for Foreign Government or International Organization	0					0
	3. Small Purchases	15,330	16,812	2,669	0	85	19,566
	4. Delivery Orders - GSA Schedules Only	2,457	2,826	4,779	0	197	7,802
	5. Delivery Orders - Other Federal Schedules	2	11	0	0	0	11
	6. Delivery Orders - All Other	804	553	146	0	0	699
	7. Other Procurement Methods	42	129	4	0	2	135
	8. TOTAL NEW AWARDS AND MODIFICATIONS	18,635	20,331	7,598	0	284	28,213
COMPETITION	9. Competed	6,014	10,389	6,190	0	215	16,794
	10. Not Competed	2,044	1,529	460	0	9	1,998
	11. Not Available for Competition	10,576	8,413	948	0	60	9,421
MODIFICATIONS	12. TOTAL MODIFICATIONS (Excluding Line 3)	329					9,789

PART II - SELECTED SOCIOECONOMIC STATISTICS (Includes both new awards and modifications)					
PREFERENCE PROGRAMS			TYPE OF CONTRACTOR		
CATEGORY	Number of Actions (a)	Total net Dollars (b)	CATEGORY	Number of Actions (a)	Total net Dollars (b)
13. Small Business - Small Purchase Set-Aside	12,704	16,357	18. Small Disadvantaged Business	239	590
14. Small Business Set-Aside	1	3	19. Woman-Owned Small Business	2,179	2,396
15. Labor Surplus Area Set-Aside	1	0	20. Sheltered Workshop	7	14
16. Combined Labor Surplus/ Small Business Set-Aside	2	0			
17. 8(a) Awards	4	52			

OFFICE OF PERSONNEL MANAGEMENT
 Actions Reported Individually on SF279
 Fiscal Year 1991 Through Fourth Quarter

	Actions	Dollars (000)
TOTAL	99	66,400
CICA APPLICABILITY		
Pre-CICA	1	115
CICA Awards	97	66,250
Small Purchases	1	35
Subject to Statute other than CICA	0	0
KIND OF CONTRACT ACTION		
Initial Letter Contract	0	0
Def. Contract Superseding Letter	1	52
New Definitive Contract	5	939
Small Purchase Procedure	0	0
Order Under IDC	52	60,512
Order Under BOA	0	0
Order /Mod Under GSA Schedule	27	2,201
Order/Mod Under VA or OPM Schedule	0	0
Modifications	14	2,696
Termination for Default	0	0
Termination for Convenience	0	0
SYNOPSIS OF PROCUREMENT PRIOR TO AWARD		
Synopsized Prior to Award	89	65,593
Not Synopsized Due to Urgency	3	194
Not Synopsized for Other Reason	7	613

FEDERAL PROCUREMENT DATA SYSTEM
OFFICE OF PERSONNEL MANAGEMENT
 Actions Reported Individually on SF279
 Fiscal Year 1991 Through Fourth Quarter

SOLICITATION PROCEDURE	Actions	Dollars (000)
Full and Open Competition - Sealed Bid	0	0
Full and Open Competition - Comp Proposal	73	63,831
Full and Open Competition - Combination	0	0
Architect Engineer	0	0
Basic Research	0	0
Multiple Award Schedule	17	1,816
Alternate Source/Reduced Cost	0	0
Alternate Source/Mobilization	0	0
Alternate Source/Eng R & D	0	0
Set-aside	0	0
Other than Full and Open Competition	7	603
FULL AND OPEN COMPETITION WITH ONLY ONE BIDDER/OFFERER	9	2,889
AUTHORITY FOR OTHER THAN FULL AND OPEN COMPETITION		
Only One Source	2	88
- Follow-on Contract	0	0
- Utilities (Regulated & Telecommunications)	0	0
Unusual & Compelling Urgency	2	79
Mobilization/Essential R&D	0	0
International Agreement	0	0
Authorized by Statute	3	436
Authorized Resale	0	0
National Security	0	0
Public Interest	0	0
EXTENT COMPETED		
Competed	92	65,735
Not Available for Competition	3	436
Follow-on to Competed Action	0	0
Not Competed	4	229
TYPE OF CONTRACT		
Fixed Price	96	65,759
Cost Reimbursement	1	115
Time and Material	1	104
Labor Hour	1	422
TYPE OF CONTRACTOR		
Small Disadvantaged Business	4	463
Other Small Business	40	32,178
Large Business	54	33,707
Sheltered Workshops	0	0
Educational & Nonprofit	1	52
State & Local Government	0	0
Foreign Contractor	0	0
Domestic Contractor Performing Outside US	0	0
WOMAN-OWNED SMALL BUSINESS	3	447
PREFERENCE PROGRAMS		
Directed to Sheltered Workshop	0	0
8 (a) Program	3	436
Combined LSA/SB Set-aside	0	0
Small Business Set-aside	0	0
Labor Surplus Area Set-aside	0	0
Tie Bid Preference	0	0
Buy Indian/Self Determination Act	0	0
No Preference Program or Not Listed	96	65,964
SUBJECT TO LABOR STATUTES		
Walsh Healy Act - Manufacturer	19	1,934
Walsh Healy Act - Dealer	4	137
Service Contract Act	20	3,258
Davis Bacon Act	0	0
Not Subject to Above Acts	56	61,071
PRODUCT OR SERVICE		
Supplies & Equipment	12	1,424
ADP Equipment, Purchase and Lease	14	841
Research & Development	0	0
Construction	0	0
Architect & Engineering	0	0
Real Property, Purchase & Lease, or Maintenance	0	0
ADP Services (includes Installation & Maintenance)	12	2,087
Other Services	61	62,048

FEDERAL PROCUREMENT DATA SYSTEM
PEACE CORPS
 Actions Reported in Summary on SF281
 Fiscal Year 1991 Through Fourth Quarter

PART I - PRIME CONTRACTS							
	PROCUREMENT METHODS	Number of Actions (a)	NET DOLLAR AMOUNTS (000)				
			Small Business Concerns (b)	Large Business Concerns (c)	Domestic Outside U.S./ Foreign (d)	Other Entities (e)	Total Dollars (f)
NEW AWARDS AND MODIFICATIONS	1. Tariff or Regulated Acquisitions	0					0
	2. Contracts for Foreign Government or International Organization	0					0
	3. Small Purchases	13,202	3,941	584	16,485	2,038	23,048
	4. Delivery Orders - GSA Schedules Only	278	817	241	0	0	1,058
	5. Delivery Orders - Other Federal Schedules	12	0	75	0	0	75
	6. Delivery Orders - All Other	66	0	135	0	0	135
	7. Other Procurement Methods	0	0	0	0	0	0
	8. TOTAL NEW AWARDS AND MODIFICATIONS	13,556	4,758	1,035	16,485	2,038	24,316
COMPETITION	9. Competed	3,197	2,967	325	8,659	18	11,969
	10. Not Competed	1,598	890	368	3,895	0	5,151
	11. Not Available for Competition	8,761	901	344	3,931	2,020	7,196
MODIFICATIONS	12. TOTAL MODIFICATIONS (Excluding Line 3)	183					88

PART II - SELECTED SOCIOECONOMIC STATISTICS (Includes both new awards and modifications)					
PREFERENCE PROGRAMS			TYPE OF CONTRACTOR		
CATEGORY	Number of Actions (a)	Total net Dollars (b)	CATEGORY	Number of Actions (a)	Total net Dollars (b)
13. Small Business - Small Purchase Set-Aside	0	0	18. Small Disadvantaged Business	39	123
14. Small Business Set-Aside	0	0	19. Women-Owned Small Business	203	891
15. Labor Surplus Area Set-Aside	0	0	20. Sheltered Workshop	0	0
16. Combined Labor Surplus/ Small Business Set-Aside	0	0			
17. 8(a) Awards	0	0			

PEACE CORPS
 Actions Reported Individually on SF279
 Fiscal Year 1991 Through Fourth Quarter

	Actions	Dollars (000)
TOTAL	171	13,960
CICA APPLICABILITY		
Pre-CICA	0	0
CICA Awards	171	13,960
Small Purchases	0	0
Subject to Statute other than CICA	0	0
KIND OF CONTRACT ACTION		
Initial Letter Contract	0	0
Def. Contract Superseding Letter	0	0
New Definitive Contract	66	3,393
Small Purchase Procedure	0	0
Order Under IDC	19	604
Order Under BOA	0	0
Order/Mod Under GSA Schedule	8	403
Order/Mod Under VA or OPM Schedule	2	525
Modifications	76	9,035
Termination for Default	0	0
Termination for Convenience	0	0
SYNOPSIS OF PROCUREMENT PRIOR TO AWARD		
Synopsized Prior to Award	123	10,803
Not Synopsized Due to Urgency	2	73
Not Synopsized for Other Reason	46	3,084

FEDERAL PROCUREMENT DATA SYSTEM
PEACE CORPS
 Actions Reported Individually on SF279
 Fiscal Year 1991 Through Fourth Quarter

SOLICITATION PROCEDURE	Actions	Dollars (000)
Full and Open Competition - Sealed Bid	3	554
Full and Open Competition - Comp Proposal	113	9,444
Full and Open Competition - Combination	8	390
Architect Engineer	0	0
Basic Research	0	0
Multiple Award Schedule	7	363
Alternate Source/Reduced Cost	0	0
Alternate Source/Mobilization	0	0
Alternate Source/Eng R & D	0	0
Set-aside	0	0
Other than Full and Open Competition	40	3,209
FULL AND OPEN COMPETITION WITH ONLY ONE BIDDER/OFFERER	16	1,898
AUTHORITY FOR OTHER THAN FULL AND OPEN COMPETITION		
Only One Source	23	2,086
- Follow-on Contract	0	0
- Utilities (Regulated & Telecommunications)	0	0
Unusual & Compelling Urgency	2	73
Mobilization/Essential R&D	0	0
International Agreement	0	0
Authorized by Statute	15	1,050
Authorized Resale	0	0
National Security	0	0
Public Interest	0	0
EXTENT COMPETED		
Competed	133	10,995
Not Available for Competition	14	808
Follow-on to Competed Action	0	0
Not Competed	24	2,157
TYPE OF CONTRACT		
Fixed Price	118	5,599
Cost Reimbursement	51	8,347
Time and Material	2	14
Labor Hour	0	0
TYPE OF CONTRACTOR		
Small Disadvantaged Business	18	1,183
Other Small Business	16	534
Large Business	36	2,163
Sheltered Workshops	0	0
Educational & Nonprofit	2	152
State & Local Government	3	386
Foreign Contractor	47	3,577
Domestic Contractor Performing Outside US	49	5,965
WOMAN-OWNED SMALL BUSINESS	11	500
PREFERENCE PROGRAMS		
Directed to Sheltered Workshop	0	0
8 (a) Program	16	1,094
Combined LSA/SB Set-aside	0	0
Small Business Set-aside	2	68
Labor Surplus Area Set-aside	0	0
Tie Bid Preference	0	0
Buy Indian/Self Determination Act	0	0
No Preference Program or Not Listed	153	12,798
SUBJECT TO LABOR STATUTES		
Walsh Healy Act - Manufacturer	5	302
Walsh Healy Act - Dealer	31	1,831
Service Contract Act	2	49
Davis Bacon Act	0	0
Not Subject to Above Acts	133	11,778
PRODUCT OR SERVICE		
Supplies & Equipment	19	1,050
ADP Equipment, Purchase and Lease	10	952
Research & Development	0	0
Construction	1	27
Architect & Engineering	0	0
Real Property, Purchase & Lease, or Maintenance	8	311
ADP Services (includes Installation & Maintenance)	12	214
Other Services	121	11,406

FEDERAL PROCUREMENT DATA SYSTEM
PENNSYLVANIA AVENUE DEVELOPMENT CORPORATION
 Actions Reported in Summary on SF281
 Fiscal Year 1991 Through Fourth Quarter

PART I - PRIME CONTRACTS							
	PROCUREMENT METHODS	Number of Actions (a)	NET DOLLAR AMOUNTS (000)				
			Small Business Concerns (b)	Large Business Concerns (c)	Domestic Outside U.S./ Foreign (d)	Other Entities (e)	Total Dollars (f)
NEW AWARDS AND MODIFICATIONS	1. Tariff or Regulated Acquisitions	0					0
	2. Contracts for Foreign Government or International Organization	0					0
	3. Small Purchases	3	0	10	0	0	10
	4. Delivery Orders - GSA Schedules Only	7	0	25	0	0	25
	5. Delivery Orders - Other Federal Schedules	41	45	27	0	0	72
	6. Delivery Orders - All Other	58	66	43	0	0	109
	7. Other Procurement Methods	25	20	17	0	0	37
	8. TOTAL NEW AWARDS AND MODIFICATIONS	134	131	122	0	0	253
COMPETITION	9. Competed	89	88	61	0	0	149
	10. Not Competed	10	0	35	0	0	35
	11. Not Available for Competition	35	43	26	0	0	69
MODIFICATIONS	12. TOTAL MODIFICATIONS (Excluding Line 3)	0					0

PART II - SELECTED SOCIOECONOMIC STATISTICS (Includes both new awards and modifications)					
PREFERENCE PROGRAMS			TYPE OF CONTRACTOR		
CATEGORY	Number of Actions (a)	Total net Dollars (b)	CATEGORY	Number of Actions (a)	Total net Dollars (b)
13. Small Business - Small Purchase Set-Aside	0	0	18. Small Disadvantaged Business	0	0
14. Small Business Set-Aside	0	0	19. Woman-Owned Small Business	0	0
15. Labor Surplus Area Set-Aside	0	0	20. Sheltered Workshop	0	0
16. Combined Labor Surplus/ Small Business Set-Aside	0	0			
17. 8(a) Awards	0	0			

PENNSYLVANIA AVENUE DEVELOPMENT CORPORATION
 Actions Reported Individually on SF279
 Fiscal Year 1991 Through Fourth Quarter

	Actions	Dollars (000)
TOTAL	0	0
CICA APPLICABILITY		
Pre-CICA	0	0
CICA Awards	0	0
Small Purchases	0	0
Subject to Statute other than CICA	0	0
KIND OF CONTRACT ACTION		
Initial Letter Contract	0	0
Def. Contract Superseding Letter	0	0
New Definitive Contract	0	0
Small Purchase Procedure	0	0
Order Under IDC	0	0
Order Under BOA	0	0
Order /Mod Under GSA Schedule	0	0
Order /Mod Under VA or OPM Schedule	0	0
Modifications	0	0
Termination for Default	0	0
Termination for Convenience	0	0
SYNOPSIS OF PROCUREMENT PRIOR TO AWARD		
Synopsized Prior to Award	0	0
Not Synopsized Due to Urgency	0	0
Not Synopsized for Other Reason	0	0

FEDERAL PROCUREMENT DATA SYSTEM
PENNSYLVANIA AVENUE DEVELOPMENT CORPORATION
 Actions Reported Individually on SF279
 Fiscal Year 1991 Through Fourth Quarter

SOLICITATION PROCEDURE	Actions	Dollars (000)
Full and Open Competition - Sealed Bid	0	0
Full and Open Competition - Comp Proposal	0	0
Full and Open Competition - Combination	0	0
Architect Engineer	0	0
Basic Research	0	0
Multiple Award Schedule	0	0
Alternate Source/Reduced Cost	0	0
Alternate Source/Mobilization	0	0
Alternate Source/Eng R & D	0	0
Set-aside	0	0
Other than Full and Open Competition	0	0
FULL AND OPEN COMPETITION WITH ONLY ONE BIDDER/OFFERER	0	0
AUTHORITY FOR OTHER THAN FULL AND OPEN COMPETITION		
Only One Source	0	0
- Follow-on Contract	0	0
- Utilities (Regulated & Telecommunications)	0	0
Unusual & Compelling Urgency	0	0
Mobilization/Essential R&D	0	0
International Agreement	0	0
Authorized by Statute	0	0
Authorized Resale	0	0
National Security	0	0
Public Interest	0	0
EXTENT COMPETED		
Competed	0	0
Not Available for Competition	0	0
Follow-on to Competed Action	0	0
Not Competed	0	0
TYPE OF CONTRACT		
Fixed Price	0	0
Cost Reimbursement	0	0
Time and Material	0	0
Labor Hour	0	0
TYPE OF CONTRACTOR		
Small Disadvantaged Business	0	0
Other Small Business	0	0
Large Business	0	0
Sheltered Workshops	0	0
Educational & Nonprofit	0	0
State & Local Government	0	0
Foreign Contractor	0	0
Domestic Contractor Performing Outside US	0	0
WOMAN-OWNED SMALL BUSINESS	0	0
PREFERENCE PROGRAMS		
Directed to Sheltered Workshop	0	0
8 (a) Program	0	0
Combined LSA/SB Set-aside	0	0
Small Business Set-aside	0	0
Labor Surplus Area Set-aside	0	0
Tie Bid Preference	0	0
Buy Indian/Self Determination Act	0	0
No Preference Program or Not Listed	0	0
SUBJECT TO LABOR STATUTES		
Walsh Healy Act - Manufacturer	0	0
Walsh Healy Act - Dealer	0	0
Service Contract Act	0	0
Davis Bacon Act	0	0
Not Subject to Above Acts	0	0
PRODUCT OR SERVICE		
Supplies & Equipment	0	0
ADP Equipment, Purchase and Lease	0	0
Research & Development	0	0
Construction	0	0
Architect & Engineering	0	0
Real Property, Purchase & Lease, or Maintenance	0	0
ADP Services (includes Installation & Maintenance)	0	0
Other Services	0	0

FEDERAL PROCUREMENT DATA SYSTEM
RAILROAD RETIREMENT BOARD
 Actions Reported in Summary on SF281
 Fiscal Year 1991 Through Fourth Quarter

PART I - PRIME CONTRACTS							
	PROCUREMENT METHODS	Number of Actions (a)	NET DOLLAR AMOUNTS (000)				
			Small Business Concerns (b)	Large Business Concerns (c)	Domestic Outside U.S./ Foreign (d)	Other Entities (e)	Total Dollars (f)
NEW AWARDS AND MODIFICATIONS	1. Tariff or Regulated Acquisitions	0				0	
	2. Contracts for Foreign Government or International Organization	0				0	
	3. Small Purchases	2,567	1,145	1,003	0	47	2,195
	4. Delivery Orders - GSA Schedules Only	541	222	638	0	0	860
	5. Delivery Orders - Other Federal Schedules	2	5	0	0	0	5
	6. Delivery Orders - All Other	0	0	0	0	0	0
	7. Other Procurement Methods	4	24	0	0	0	24
	8. TOTAL NEW AWARDS AND MODIFICATIONS	3,114	1,396	1,641	0	47	3,084
COMPETITION	9. Competed	878	752	992	0	9	1,753
	10. Not Competed	130	281	325	0	10	616
	11. Not Available for Competition	2,106	363	324	0	28	715
MODIFICATIONS	12. TOTAL MODIFICATIONS (Excluding Line 3)	0					0

PART II - SELECTED SOCIOECONOMIC STATISTICS (Includes both new awards and modifications)					
PREFERENCE PROGRAMS			TYPE OF CONTRACTOR		
CATEGORY	Number of Actions (a)	Total net Dollars (b)	CATEGORY	Number of Actions (a)	Total net Dollars (b)
13. Small Business - Small Purchase Set-Aside	0	0	18. Small Disadvantaged Business	0	0
14. Small Business Set-Aside	0	0	19. Woman-Owned Small Business	0	0
15. Labor Surplus Area Set-Aside	0	0	20. Sheltered Workshop	0	0
16. Combined Labor Surplus/ Small Business Set-Aside	0	0			
17. 8(a) Awards	4	24			

RAILROAD RETIREMENT BOARD
 Actions Reported Individually on SF279
 Fiscal Year 1991 Through Fourth Quarter

	Actions	Dollars (000)
TOTAL	64	9,542
CICA APPLICABILITY		
Pre-CICA	0	0
CICA Awards	59	9,140
Small Purchases	0	0
Subject to Statute other than CICA	5	402
KIND OF CONTRACT ACTION		
Initial Letter Contract	0	0
Def. Contract Superseding Letter	0	0
New Definitive Contract	10	3,050
Small Purchase Procedure	0	0
Order Under IDC	8	758
Order Under BOA	0	0
Order/Mod Under GSA Schedule	16	1,007
Order/Mod Under VA or OPM Schedule	0	0
Modifications	30	4,727
Termination for Default	0	0
Termination for Convenience	0	0
SYNOPSIS OF PROCUREMENT PRIOR TO AWARD		
Synopsized Prior to Award	38	6,861
Not Synopsized Due to Urgency	3	173
Not Synopsized for Other Reason	23	2,508

FEDERAL PROCUREMENT DATA SYSTEM
RAILROAD RETIREMENT BOARD
 Actions Reported Individually on SF279
 Fiscal Year 1991 Through Fourth Quarter

SOLICITATION PROCEDURE	Actions	Dollars (000)
Full and Open Competition - Sealed Bid	7	413
Full and Open Competition - Comp Proposal	19	5,638
Full and Open Competition - Combination	0	0
Architect Engineer	0	0
Basic Research	0	0
Multiple Award Schedule	13	909
Alternate Source/Reduced Cost	0	0
Alternate Source/Mobilization	0	0
Alternate Source/Eng R & D	0	0
Set-aside	0	0
Other than Full and Open Competition	20	2,180
FULL AND OPEN COMPETITION WITH ONLY ONE BIDDER/OFFERER	0	0
AUTHORITY FOR OTHER THAN FULL AND OPEN COMPETITION		
Only One Source	1	48
- Follow-on Contract	0	0
- Utilities (Regulated & Telecommunications)	0	0
Unusual & Compelling Urgency	3	173
Mobilization/Essential R&D	0	0
International Agreement	0	0
Authorized by Statute	11	1,710
Authorized Resale	0	0
National Security	0	0
Public Interest	5	249
EXTENT COMPETED		
Competed	44	7,209
Not Available for Competition	16	2,112
Follow-on to Competed Action	0	0
Not Competed	4	221
TYPE OF CONTRACT		
Fixed Price	64	9,542
Cost Reimbursement	0	0
Time and Material	0	0
Labor Hour	0	0
TYPE OF CONTRACTOR		
Small Disadvantaged Business	15	2,049
Other Small Business	11	963
Large Business	38	6,630
Sheltered Workshops	0	0
Educational & Nonprofit	0	0
State & Local Government	0	0
Foreign Contractor	0	0
Domestic Contractor Performing Outside US	0	0
WOMAN-OWNED SMALL BUSINESS	0	0
PREFERENCE PROGRAMS		
Directed to Sheltered Workshop	0	0
8 (a) Program	11	1,710
Combined LSA/SB Set-aside	0	0
Small Business Set-aside	12	864
Labor Surplus Area Set-aside	0	0
Tie Bid Preference	0	0
Buy Indian/Self Determination Act	0	0
No Preference Program or Not Listed	41	7,168
SUBJECT TO LABOR STATUTES		
Walsh Healy Act - Manufacturer	19	4,207
Walsh Healy Act - Dealer	3	293
Service Contract Act	17	1,237
Davis Bacon Act	4	765
Not Subject to Above Acts	21	3,040
PRODUCT OR SERVICE		
Supplies & Equipment	2	73
ADP Equipment, Purchase and Lease	14	3,019
Research & Development	0	0
Construction	4	765
Architect & Engineering	0	0
Real Property, Purchase & Lease, or Maintenance	0	0
ADP Services (includes Installation & Maintenance)	21	3,448
Other Services	23	2,237

FEDERAL PROCUREMENT DATA SYSTEM
SECURITIES AND EXCHANGE COMMISSION
 Actions Reported in Summary on SF281
 Fiscal Year 1991 Through Fourth Quarter

PART I - PRIME CONTRACTS							
	PROCUREMENT METHODS	Number of Actions (a)	NET DOLLAR AMOUNTS (000)				
			Small Business Concerns (b)	Large Business Concerns (c)	Domestic Outside U.S./ Foreign (d)	Other Entities (e)	Total Dollars (f)
NEW AWARDS AND MODIFICATIONS	1. Tariff or Regulated Acquisitions	0					0
	2. Contracts for Foreign Government or International Organization	0					0
	3. Small Purchases	2,178	3,285	1,530	0	0	4,815
	4. Delivery Orders - GSA Schedules Only	331	983	551	0	0	1,534
	5. Delivery Orders - Other Federal Schedules	0	0	0	0	0	0
	6. Delivery Orders - All Other	0	0	0	0	0	0
	7. Other Procurement Methods	0	0	0	0	0	0
	8. TOTAL NEW AWARDS AND MODIFICATIONS	2,509	4,268	2,081	0	0	6,349
COMPETITION	9. Competed	589	2,002	1,582	0	0	3,584
	10. Not Competed	1,920	2,286	499	0	0	2,765
	11. Not Available for Competition	0	0	0	0	0	0
MODIFICATIONS	12. TOTAL MODIFICATIONS (Excluding Line 3)	0					0

PART II - SELECTED SOCIOECONOMIC STATISTICS (Includes both new awards and modifications)					
PREFERENCE PROGRAMS			TYPE OF CONTRACTOR		
CATEGORY	Number of Actions (a)	Total net Dollars (b)	CATEGORY	Number of Actions (a)	Total net Dollars (b)
13. Small Business - Small Purchase Set-Aside	1,530	3,285	18. Small Disadvantaged Business	0	0
14. Small Business Set-Aside	0	0	19. Woman-Owned Small Business	0	0
15. Labor Surplus Area Set-Aside	0	0	20. Sheltered Workshop	0	0
16. Combined Labor Surplus/ Small Business Set-Aside	0	0			
17. 8(a) Awards	0	0			

SECURITIES AND EXCHANGE COMMISSION
 Actions Reported Individually on SF279
 Fiscal Year 1991 Through Fourth Quarter

	Actions	Dollars (000)
TOTAL	73	19,189
CICA APPLICABILITY		
Pre-CICA	0	0
CICA Awards	73	19,189
Small Purchases	0	0
Subject to Statute other than CICA	0	0
KIND OF CONTRACT ACTION		
Initial Letter Contract	0	0
Def. Contract Superseding Letter	0	0
New Definitive Contract	6	373
Small Purchase Procedure	0	0
Order Under IDC	24	4,303
Order Under BOA	0	0
Order/Mod Under GSA Schedule	27	2,215
Order/Mod Under VA or OPM Schedule	0	0
Modifications	16	12,278
Termination for Default	0	0
Termination for Convenience	0	0
SYNOPSIS OF PROCUREMENT PRIOR TO AWARD		
Synopsized Prior to Award	21	13,235
Not Synopsized Due to Urgency	0	0
Not Synopsized for Other Reason	52	5,934

FEDERAL PROCUREMENT DATA SYSTEM
SECURITIES AND EXCHANGE COMMISSION
 Actions Reported Individually on SF279
 Fiscal Year 1991 Through Fourth Quarter

	Actions	Dollars (000)
SOLICITATION PROCEDURE		
Full and Open Competition - Sealed Bid	0	0
Full and Open Competition - Comp Proposal	21	12,016
Full and Open Competition - Combination	0	0
Architect Engineer	0	0
Basic Research	0	0
Multiple Award Schedule	15	1,723
Alternate Source/Reduced Cost	0	0
Alternate Source/Mobilization	0	0
Alternate Source/Eng R & D	0	0
Set-aside	1	37
Other than Full and Open Competition	36	5,393
FULL AND OPEN COMPETITION WITH ONLY ONE BIDDER/OFFERER	0	0
AUTHORITY FOR OTHER THAN FULL AND OPEN COMPETITION		
Only One Source	8	910
- Follow-on Contract	0	0
- Utilities (Regulated & Telecommunications)	0	0
Unusual & Compelling Urgency	0	0
Mobilization/Essential R&D	0	0
International Agreement	0	0
Authorized by Statute	26	4,483
Authorized Resale	0	0
National Security	0	0
Public Interest	0	0
EXTENT COMPETED		
Competed	37	13,776
Not Available for Competition	33	5,141
Follow-on to Competed Action	0	0
Not Competed	3	252
TYPE OF CONTRACT		
Fixed Price	64	7,972
Cost Reimbursement	8	11,148
Time and Material	0	0
Labor Hour	1	49
TYPE OF CONTRACTOR		
Small Disadvantaged Business	25	4,233
Other Small Business	11	922
Large Business	32	13,710
Sheltered Workshops	0	0
Educational & Nonprofit	3	250
State & Local Government	0	0
Foreign Contractor	0	0
Domestic Contractor Performing Outside US	2	54
WOMAN-OWNED SMALL BUSINESS	0	0
PREFERENCE PROGRAMS		
Directed to Sheltered Workshop	0	0
8 (a) Program	25	4,233
Combined LSA/SB Set-aside	0	0
Small Business Set-aside	1	37
Labor Surplus Area Set-aside	0	0
Tie Bid Preference	0	0
Buy Indian/Self Determination Act	0	0
No Preference Program or Not Listed	47	14,899
SUBJECT TO LABOR STATUTES		
Walsh Healy Act - Manufacturer	23	2,110
Walsh Healy Act - Dealer	26	4,235
Service Contract Act	12	11,636
Davis Bacon Act	0	0
Not Subject to Above Acts	12	1,188
PRODUCT OR SERVICE		
Supplies & Equipment	10	657
ADP Equipment, Purchase and Lease	38	5,679
Research & Development	0	0
Construction	0	0
Architect & Engineering	5	713
Real Property, Purchase & Lease, or Maintenance	0	0
ADP Services (includes Installation & Maintenance)	15	11,457
Other Services	5	663

FEDERAL PROCUREMENT DATA SYSTEM
SELECTIVE SERVICE SYSTEM
 Actions Reported in Summary on SF281
 Fiscal Year 1991 Through Fourth Quarter

PART I - PRIME CONTRACTS							
	PROCUREMENT METHODS	Number of Actions (a)	NET DOLLAR AMOUNTS (000)				
			Small Business Concerns (b)	Large Business Concerns (c)	Domestic Outside U.S./ Foreign (d)	Other Entities (e)	Total Dollars (f)
NEW AWARDS AND MODIFICATIONS	1. Tariff or Regulated Acquisitions	0				0	
	2. Contracts for Foreign Government or International Organization	0				0	
	3. Small Purchases	976	733	401	0	85	1,219
	4. Delivery Orders - GSA Schedules Only	274	258	280	0	1	539
	5. Delivery Orders - Other Federal Schedules	20	0	110	0	0	110
	6. Delivery Orders - All Other	30	16	87	0	8	109
	7. Other Procurement Methods	22	11	10	0	35	56
	8. TOTAL NEW AWARDS AND MODIFICATIONS	1,322	1,018	888	0	127	2,033
COMPETITION	9. Competed	788	704	560	0	12	1,276
	10. Not Competed	222	100	127	0	34	261
	11. Not Available for Competition	312	214	201	0	81	496
MODIFICATIONS	12. TOTAL MODIFICATIONS (Excluding Line 3)	42					168

PART II - SELECTED SOCIOECONOMIC STATISTICS (Includes both new awards and modifications)					
PREFERENCE PROGRAMS			TYPE OF CONTRACTOR		
CATEGORY	Number of Actions (a)	Total net Dollars (b)	CATEGORY	Number of Actions (a)	Total net Dollars (b)
13. Small Business - Small Purchase Set-Aside	0	0	18. Small Disadvantaged Business	80	80
14. Small Business Set-Aside	0	0	19. Women-Owned Small Business	115	133
15. Labor Surplus Area Set-Aside	0	0	20. Sheltered Workshop	1	4
16. Combined Labor Surplus/ Small Business Set-Aside	1	1			
17. 8(a) Awards	2	3			

SELECTIVE SERVICE SYSTEM
 Actions Reported Individually on SF279
 Fiscal Year 1991 Through Fourth Quarter

	Actions	Dollars (000)
TOTAL	3	203
CICA APPLICABILITY		
Pre-CICA	0	0
CICA Awards	3	203
Small Purchases	0	0
Subject to Statute other than CICA	0	0
KIND OF CONTRACT ACTION		
Initial Letter Contract	0	0
Def. Contract Superseding Letter	0	0
New Definitive Contract	0	0
Small Purchase Procedure	0	0
Order Under IDC	2	88
Order Under BOA	0	0
Order /Mod Under GSA Schedule	1	115
Order/Mod Under VA or OPM Schedule	0	0
Modifications	0	0
Termination for Default	0	0
Termination for Convenience	0	0
SYNOPSIS OF PROCUREMENT PRIOR TO AWARD		
Synopsized Prior to Award	2	88
Not Synopsized Due to Urgency	0	0
Not Synopsized for Other Reason	1	115

FEDERAL PROCUREMENT DATA SYSTEM
SELECTIVE SERVICE SYSTEM
 Actions Reported Individually on SF279
 Fiscal Year 1991 Through Fourth Quarter

	Actions	Dollars (000)
SOLICITATION PROCEDURE		
Full and Open Competition - Sealed Bid	0	0
Full and Open Competition - Comp Proposal	2	88
Full and Open Competition - Combination	0	0
Architect Engineer	0	0
Basic Research	0	0
Multiple Award Schedule	1	115
Alternate Source/Reduced Cost	0	0
Alternate Source/Mobilization	0	0
Alternate Source/Eng R & D	0	0
Set-aside	0	0
Other than Full and Open Competition	0	0
FULL AND OPEN COMPETITION WITH ONLY ONE BIDDER/OFFERER	0	0
AUTHORITY FOR OTHER THAN FULL AND OPEN COMPETITION		
Only One Source	0	0
- Follow-on Contract	0	0
- Utilities (Regulated & Telecommunications)	0	0
Unusual & Compelling Urgency	0	0
Mobilization/Essential R&D	0	0
International Agreement	0	0
Authorized by Statute	0	0
Authorized Resale	0	0
National Security	0	0
Public Interest	0	0
EXTENT COMPETED		
Competed	3	203
Not Available for Competition	0	0
Follow-on to Competed Action	0	0
Not Competed	0	0
TYPE OF CONTRACT		
Fixed Price	3	203
Cost Reimbursement	0	0
Time and Material	0	0
Labor Hour	0	0
TYPE OF CONTRACTOR		
Small Disadvantaged Business	0	0
Other Small Business	0	0
Large Business	3	203
Sheltered Workshops	0	0
Educational & Nonprofit	0	0
State & Local Government	0	0
Foreign Contractor	0	0
Domestic Contractor Performing Outside US	0	0
WOMAN-OWNED SMALL BUSINESS	0	0
PREFERENCE PROGRAMS		
Directed to Sheltered Workshop	0	0
8 (a) Program	0	0
Combined LSA/SB Set-aside	0	0
Small Business Set-aside	0	0
Labor Surplus Area Set-aside	0	0
Tie Bid Preference	0	0
Buy Indian/Self Determination Act	0	0
No Preference Program or Not Listed	3	203
SUBJECT TO LABOR STATUTES		
Walsh Healy Act - Manufacturer	1	115
Walsh Healy Act - Dealer	0	0
Service Contract Act	2	88
Devis Bacon Act	0	0
Not Subject to Above Acts	0	0
PRODUCT OR SERVICE		
Supplies & Equipment	0	0
ADP Equipment, Purchase and Lease	0	0
Research & Development	0	0
Construction	0	0
Architect & Engineering	0	0
Real Property, Purchase & Lease, or Maintenance	0	0
ADP Services (includes Installation & Maintenance)	0	0
Other Services	3	203

FEDERAL PROCUREMENT DATA SYSTEM
SMALL BUSINESS ADMINISTRATION
 Actions Reported in Summary on SF281
 Fiscal Year 1991 Through Fourth Quarter

PART I - PRIME CONTRACTS							
	PROCUREMENT METHODS	Number of Actions (e)	NET DOLLAR AMOUNTS (000)				Total Dollars (f)
			Small Business Concerns (b)	Large Business Concerns (c)	Domestic Outside U.S./ Foreign (d)	Other Entities (e)	
NEW AWARDS AND MODIFICATIONS	1. Tariff or Regulated Acquisitions	74					105
	2. Contracts for Foreign Government or International Organization	0					0
	3. Small Purchases	4,344	3,033	2,167	0	151	5,351
	4. Delivery Orders - GSA Schedules Only	1,875	1,377	2,736	0	24	4,137
	5. Delivery Orders - Other Federal Schedules	257	58	272	0	4	334
	6. Delivery Orders - All Other	229	110	116	0	5	231
	7. Other Procurement Methods	899	631	340	2	1	974
	8. TOTAL NEW AWARDS AND MODIFICATIONS	7,878	5,209	5,631	2	185	11,132
COMPETITION	9. Competed	2,977	2,844	2,620	0	69	5,562
	10. Not Competed	2,408	1,010	1,357	0	43	2,410
	11. Not Available for Competition	2,293	1,355	1,625	2	73	3,180
MODIFICATIONS	12. TOTAL MODIFICATIONS (Excluding Line 3)	699					453

PART II - SELECTED SOCIOECONOMIC STATISTICS (Includes both new awards and modifications)					
PREFERENCE PROGRAMS			TYPE OF CONTRACTOR		
CATEGORY	Number of Actions (e)	Total net Dollars (b)	CATEGORY	Number of Actions (a)	Total net Dollars (b)
13. Small Business - Small Purchase Set-Aside	849	1,216	18. Small Disadvantaged Business	247	1,273
14. Small Business Set-Aside	129	287	19. Woman-Owned Small Business	138	522
15. Labor Surplus Area Set-Aside	209	572	20. Sheltered Workshop	0	0
16. Combined Labor Surplus/ Small Business Set-Aside	0	0			
17. 8(a) Awards	17	116			

SMALL BUSINESS ADMINISTRATION
 Actions Reported Individually on SF279
 Fiscal Year 1991 Through Fourth Quarter

	Actions	Dollars (000)
TOTAL	41	5,314
CICA APPLICABILITY		
Pre-CICA	0	0
CICA Awards	35	3,296
Small Purchases	0	0
Subject to Statute other than CICA	6	2,018
KIND OF CONTRACT ACTION		
Initial Letter Contract	0	0
Def. Contract Superseding Letter	2	235
New Definitive Contract	10	488
Small Purchase Procedure	0	0
Order Under IDC	0	0
Order Under BOA	0	0
Order /Mod Under GSA Schedule	9	438
Order/Mod Under VA or OPM Schedule	0	0
Modifications	20	4,153
Termination for Default	0	0
Termination for Convenience	0	0
SYNOPSIS OF PROCUREMENT PRIOR TO AWARD		
Synopsized Prior to Award	15	1,526
Not Synopsized Due to Urgency	2	58
Not Synopsized for Other Reason	24	3,730

FEDERAL PROCUREMENT DATA SYSTEM
SMALL BUSINESS ADMINISTRATION
 Actions Reported Individually on SF279
 Fiscal Year 1991 Through Fourth Quarter

	Actions	Dollars (000)
SOLICITATION PROCEDURE		
Full and Open Competition - Sealed Bid	1	289
Full and Open Competition - Comp Proposal	6	645
Full and Open Competition - Combination	1	40
Architect Engineer	0	0
Basic Research	0	0
Multiple Award Schedule	8	412
Alternate Source/Reduced Cost	0	0
Alternate Source/Mobilization	0	0
Alternate Source/Eng R & D	0	0
Set-aside	0	0
Other than Full and Open Competition	19	1,910
FULL AND OPEN COMPETITION WITH ONLY ONE BIDDER/OFFERER	1	200
AUTHORITY FOR OTHER THAN FULL AND OPEN COMPETITION		
Only One Source	5	225
- Follow-on Contract	0	0
- Utilities (Regulated & Telecommunications)	1	46
Unusual & Compelling Urgency	2	58
Mobilization/Essential R&D	0	0
International Agreement	0	0
Authorized by Statute	12	1,627
Authorized Resale	0	0
National Security	0	0
Public Interest	0	0
EXTENT COMPETED		
Competed	17	1,431
Not Available for Competition	18	3,645
Follow-on to Competed Action	0	0
Not Competed	6	238
TYPE OF CONTRACT		
Fixed Price	34	3,076
Cost Reimbursement	7	2,238
Time and Material	0	0
Labor Hour	0	0
TYPE OF CONTRACTOR		
Small Disadvantaged Business	17	3,444
Other Small Business	6	405
Large Business	17	1,265
Sheltered Workshops	0	0
Educational & Nonprofit	1	200
State & Local Government	0	0
Foreign Contractor	0	0
Domestic Contractor Performing Outside US	0	0
WOMAN-OWNED SMALL BUSINESS		
	6	1,843
PREFERENCE PROGRAMS		
Directed to Sheltered Workshop	0	0
8 (a) Program	17	3,444
Combined LSA/SB Set-aside	0	0
Small Business Set-aside	2	226
Labor Surplus Area Set-aside	0	0
Tie Bid Preference	0	0
Buy Indian/Self Determination Act	0	0
No Preference Program or Not Listed	22	1,644
SUBJECT TO LABOR STATUTES		
Walsh Healy Act - Manufacturer	7	596
Walsh Healy Act - Dealer	7	541
Service Contract Act	15	1,653
Davis Bacon Act	0	0
Not Subject to Above Acts	12	2,524
PRODUCT OR SERVICE		
Supplies & Equipment	2	120
ADP Equipment, Purchase and Lease	7	795
Research & Development	0	0
Construction	0	0
Architect & Engineering	0	0
Real Property, Purchase & Lease, or Maintenance	0	0
ADP Services (includes Installation & Maintenance)	12	2,511
Other Services	20	1,888

FEDERAL PROCUREMENT DATA SYSTEM
SMITHSONIAN INSTITUTION
 Actions Reported in Summary on SF281
 Fiscal Year 1991 Through Fourth Quarter

PART I - PRIME CONTRACTS							
	PROCUREMENT METHODS	Number of Actions (a)	NET DOLLAR AMOUNTS (000)				
			Small Business Concerns (b)	Large Business Concerns (c)	Domestic Outside U.S./ Foreign (d)	Other Entities (e)	Total Dollars (f)
NEW AWARDS AND MODIFICATIONS	1. Tariff or Regulated Acquisitions	0				0	
	2. Contracts for Foreign Government or International Organization	0				0	
	3. Small Purchases	31,091	16,360	2,242	0	241	18,843
	4. Delivery Orders - GSA Schedules Only	1,318	2,373	2,240	0	0	4,613
	5. Delivery Orders - Other Federal Schedules	13	7	40	0	0	47
	6. Delivery Orders - All Other	8	3	17	0	0	20
	7. Other Procurement Methods	0	0	0	0	0	0
	8. TOTAL NEW AWARDS AND MODIFICATIONS	32,430	18,743	4,539	0	241	23,523
COMPETITION	9. Competed	2,580	5,048	2,894	0	0	7,942
	10. Not Competed	29,671	13,530	1,635	0	241	15,406
	11. Not Available for Competition	179	165	10	0	0	175
MODIFICATIONS	12. TOTAL MODIFICATIONS (Excluding Line 3)	237					127

PART II - SELECTED SOCIOECONOMIC STATISTICS (Includes both new awards and modifications)					
PREFERENCE PROGRAMS			TYPE OF CONTRACTOR		
CATEGORY	Number of Actions (a)	Total net Dollars (b)	CATEGORY	Number of Actions (a)	Total net Dollars (b)
13. Small Business - Small Purchase Set-Aside	30,821	16,359	18. Small Disadvantaged Business	397	1,020
14. Small Business Set-Aside	0	0	19. Women-Owned Small Business	352	859
15. Labor Surplus Area Set-Aside	0	0	20. Sheltered Workshop	0	0
16. Combined Labor Surplus/ Small Business Set-Aside	0	0			
17. 8(a) Awards	0	0			

SMITHSONIAN INSTITUTION
 Actions Reported Individually on SF279
 Fiscal Year 1991 Through Fourth Quarter

	Actions	Dollars (000)
TOTAL	225	19,500
CICA APPLICABILITY		
Pre-CICA	1	140
CICA Awards	224	19,360
Small Purchases	0	0
Subject to Statute other than CICA	0	0
KIND OF CONTRACT ACTION		
Initial Letter Contract	0	0
Def. Contract Superseding Letter	0	0
New Definitive Contract	36	10,637
Small Purchase Procedure	0	0
Order Under IDC	0	0
Order Under BOA	17	943
Order /Mod Under GSA Schedule	1	34
Order/Mod Under VA or OPM Schedule	0	0
Modifications	171	7,886
Termination for Default	0	0
Termination for Convenience	0	0
SYNOPSIS OF PROCUREMENT PRIOR TO AWARD		
Synopsized Prior to Award	46	2,747
Not Synopsized Due to Urgency	2	20
Not Synopsized for Other Reason	177	16,733

FEDERAL PROCUREMENT DATA SYSTEM
SMITHSONIAN INSTITUTION
 Actions Reported Individually on SF279
 Fiscal Year 1991 Through Fourth Quarter

	Actions	Dollars (000)
SOLICITATION PROCEDURE		
Full and Open Competition - Sealed Bid	38	1,918
Full and Open Competition - Comp Proposal	109	7,478
Full and Open Competition - Combination	1	155
Architect Engineer	8	1,695
Basic Research	0	0
Multiple Award Schedule	0	0
Alternate Source/Reduced Cost	0	0
Alternate Source/Mobilization	0	0
Alternate Source/Eng R & D	0	0
Set-aside	1	38
Other than Full and Open Competition	67	8,076
FULL AND OPEN COMPETITION WITH ONLY ONE BIDDER/OFFERER	15	620
AUTHORITY FOR OTHER THAN FULL AND OPEN COMPETITION		
Only One Source	46	7,145
- Follow-on Contract	38	8,592
- Utilities (Regulated & Telecommunications)	0	0
Unusual & Compelling Urgency	3	178
Mobilization/Essential R&D	0	0
International Agreement	0	0
Authorized by Statute	18	753
Authorized Resale	0	0
National Security	0	0
Public Interest	0	0
EXTENT COMPETED		
Competed	166	11,684
Not Available for Competition	37	1,911
Follow-on to Competed Action	5	490
Not Competed	17	5,415
TYPE OF CONTRACT		
Fixed Price	224	19,200
Cost Reimbursement	1	300
Time and Material	0	0
Labor Hour	0	0
TYPE OF CONTRACTOR		
Small Disadvantaged Business	32	1,851
Other Small Business	147	7,305
Large Business	36	5,091
Sheltered Workshops	2	17
Educational & Nonprofit	6	5,169
State & Local Government	0	0
Foreign Contractor	2	67
Domestic Contractor Performing Outside US	0	0
WOMAN-OWNED SMALL BUSINESS	20	1,511
PREFERENCE PROGRAMS		
Directed to Sheltered Workshop	2	17
8 (a) Program	25	1,539
Combined LSA/SB Set-aside	0	0
Small Business Set-aside	0	0
Labor Surplus Area Set-aside	0	0
Tie Bid Preference	0	0
Buy Indian/Self Determination Act	0	0
No Preference Program or Not Listed	198	17,944
SUBJECT TO LABOR STATUTES		
Walsh Healy Act - Manufacturer	2	67
Walsh Healy Act - Dealer	12	966
Service Contract Act	20	1,130
Davis Bacon Act	138	8,475
Not Subject to Above Acts	53	8,862
PRODUCT OR SERVICE		
Supplies & Equipment	19	898
ADP Equipment, Purchase and Lease	1	42
Research & Development	0	0
Construction	133	8,714
Architect & Engineering	15	2,086
Real Property, Purchase & Lease, or Maintenance	1	27
ADP Services (includes Installation & Maintenance)	4	289
Other Services	52	7,446

FEDERAL PROCUREMENT DATA SYSTEM
TENNESSEE VALLEY AUTHORITY
 Actions Reported in Summary on SF281
 Fiscal Year 1991 Through Fourth Quarter

PART I - PRIME CONTRACTS							
	PROCUREMENT METHODS	Number of Actions (a)	NET DOLLAR AMOUNTS (000)				
			Small Business Concerns (b)	Large Business Concerns (c)	Domestic Outside U.S./ Foreign (d)	Other Entities (e)	Total Dollars (f)
NEW AWARDS AND MODIFICATIONS	1. Tariff or Regulated Acquisitions	36,528					12,626
	2. Contracts for Foreign Government or International Organization	0					0
	3. Small Purchases	33,636	73,458	20,068	178	554	94,256
	4. Delivery Orders - GSA Schedules Only	0	0	0	0	0	0
	5. Delivery Orders - Other Federal Schedules	0	0	0	0	0	0
	6. Delivery Orders - All Other	0	0	0	0	0	0
	7. Other Procurement Methods	0	0	0	0	0	0
	8. TOTAL NEW AWARDS AND MODIFICATIONS	70,164	73,458	20,068	178	554	106,882
COMPETITION	9. Competed	33,302	72,248	19,675	178	386	92,487
	10. Not Competed	334	1,210	391	0	168	1,769
	11. Not Available for Competition	36,528	0	0	0	0	12,626
MODIFICATIONS	12. TOTAL MODIFICATIONS (Excluding Line 3)	0					0

PART II - SELECTED SOCIOECONOMIC STATISTICS (Includes both new awards and modifications)					
PREFERENCE PROGRAMS			TYPE OF CONTRACTOR		
CATEGORY	Number of Actions (a)	Total net Dollars (b)	CATEGORY	Number of Actions (a)	Total net Dollars (b)
13. Small Business - Small Purchase Set-Aside	33	70	18. Small Disadvantaged Business	4,407	7,329
14. Small Business Set-Aside	0	0	19. Woman-Owned Small Business	2,662	4,518
15. Labor Surplus Area Set-Aside	0	0	20. Sheltered Workshop	0	0
16. Combined Labor Surplus/ Small Business Set-Aside	0	0			
17. 8(a) Awards	0	0			

TENNESSEE VALLEY AUTHORITY
 Actions Reported Individually on SF279
 Fiscal Year 1991 Through Fourth Quarter

	Actions	Dollars (000)
TOTAL	1,866	2,853,022
CICA APPLICABILITY		
Pre-CICA	2	502
CICA Awards	1,837	2,786,440
Small Purchases	0	0
Subject to Statute other than CICA	27	66,080
KIND OF CONTRACT ACTION		
Initial Letter Contract	1	100
Def. Contract Superseding Letter	1	120
New Definitive Contract	1,378	2,727,587
Small Purchase Procedure	0	0
Order Under IDC	0	0
Order Under BOA	0	0
Order /Mod Under GSA Schedule	30	2,025
Order/Mod Under VA or OPM Schedule	0	0
Modifications	456	123,180
Termination for Default	0	0
Termination for Convenience	0	0
SYNOPSIS OF PROCUREMENT PRIOR TO AWARD		
Synopsized Prior to Award	541	2,272,689
Not Synopsized Due to Urgency	153	62,719
Not Synopsized for Other Reason	1,172	517,614

FEDERAL PROCUREMENT DATA SYSTEM
TENNESSEE VALLEY AUTHORITY
 Actions Reported Individually on SF279
 Fiscal Year 1991 Through Fourth Quarter

	Actions	Dollars (000)
SOLICITATION PROCEDURE		
Full and Open Competition - Sealed Bid	1,297	2,543,182
Full and Open Competition - Comp Proposal	219	47,084
Full and Open Competition - Combination	12	1,519
Architect Engineer	0	0
Basic Research	0	0
Multiple Award Schedule	26	1,648
Alternate Source/Reduced Cost	0	0
Alternate Source/Mobilization	0	0
Alternate Source/Eng R & D	0	0
Set-aside	1	168
Other than Full and Open Competition	282	192,839
FULL AND OPEN COMPETITION WITH ONLY ONE BIDDER/OFFERER	113	23,516
AUTHORITY FOR OTHER THAN FULL AND OPEN COMPETITION		
Only One Source	134	135,904
- Follow-on Contract	0	0
- Utilities (Regulated & Telecommunications)	0	0
Unusual & Compelling Urgency	136	47,747
Mobilization/Essential R&D	0	0
International Agreement	0	0
Authorized by Statute	12	9,188
Authorized Resale	0	0
National Security	0	0
Public Interest	0	0
EXTENT COMPETED		
Competed	1,582	2,660,564
Not Available for Competition	3	2,895
Follow-on to Competed Action	0	0
Not Competed	281	188,563
TYPE OF CONTRACT		
Fixed Price	1,789	2,750,228
Cost Reimbursement	9	59,109
Time and Material	1	495
Labor Hour	67	43,190
TYPE OF CONTRACTOR		
Small Disadvantaged Business	41	70,258
Other Small Business	1,030	683,313
Large Business	781	2,097,732
Sheltered Workshops	1	168
Educational & Nonprofit	3	177
State & Local Government	10	1,374
Foreign Contractor	0	0
Domestic Contractor Performing Outside US	0	0
WOMAN-OWNED SMALL BUSINESS	39	4,255
PREFERENCE PROGRAMS		
Directed to Sheltered Workshop	1	168
8 (a) Program	1	2,625
Combined LSA/SB Set-aside	0	0
Small Business Set-aside	2	425
Labor Surplus Area Set-aside	246	2,272,087
Tie Bid Preference	0	0
Buy Indian/Self Determination Act	0	0
No Preference Program or Not Listed	1,616	577,717
SUBJECT TO LABOR STATUES		
Walsh Healy Act - Manufacturer	201	2,274,457
Walsh Healy Act - Dealer	6	1,551
Service Contract Act	0	0
Davis Bacon Act	0	0
Not Subject to Above Acts	1,659	577,014
PRODUCT OR SERVICE		
Supplies & Equipment	1,334	2,325,453
ADP Equipment, Purchase and Lease	115	48,152
Research & Development	0	0
Construction	86	12,092
Architect & Engineering	27	4,750
Real Property, Purchase & Lease, or Maintenance	13	7,065
ADP Services (includes Installation & Maintenance)	13	4,354
Other Services	278	453,156

FEDERAL PROCUREMENT DATA SYSTEM
UNITED STATES ARMS CONTROL AND DISARMAMENT AGENCY
 Actions Reported in Summary on SF281
 Fiscal Year 1991 Through Fourth Quarter

PART I - PRIME CONTRACTS						
	PROCUREMENT METHODS	Number of Actions (a)	NET DOLLAR AMOUNTS (000)			
			Small Business Concerns (b)	Large Business Concerns (c)	Domestic Outside U.S./ Foreign (d)	Other Entities (e)
NEW AWARDS AND MODIFICATIONS	1. Tariff or Regulated Acquisitions	0				0
	2. Contracts for Foreign Government or International Organization	0				0
	3. Small Purchases	136	396	176	0	572
	4. Delivery Orders - GSA Schedules Only	16	7	46	0	53
	5. Delivery Orders - Other Federal Schedules	0	0	0	0	0
	6. Delivery Orders - All Other	5	34	50	0	84
	7. Other Procurement Methods	6	36	0	0	36
	8. TOTAL NEW AWARDS AND MODIFICATIONS	163	473	272	0	745
COMPETITION	9. Competed	45	135	139	0	274
	10. Not Competed	113	318	133	0	451
	11. Not Available for Competition	5	20	0	0	20
MODIFICATIONS	12. TOTAL MODIFICATIONS (Excluding Line 3)	6				36

PART II - SELECTED SOCIOECONOMIC STATISTICS (Includes both new awards and modifications)					
PREFERENCE PROGRAMS			TYPE OF CONTRACTOR		
CATEGORY	Number of Actions (a)	Total net Dollars (b)	CATEGORY	Number of Actions (a)	Total net Dollars (b)
13. Small Business - Small Purchase Set-Aside	22	104	18. Small Disadvantaged Business	1	3
14. Small Business Set-Aside	5	59	19. Women-Owned Small Business	5	45
15. Labor Surplus Area Set-Aside	0	0	20. Sheltered Workshop	0	0
16. Combined Labor Surplus/ Small Business Set-Aside	0	0			
17. 8(a) Awards	1	17			

UNITED STATES ARMS CONTROL AND DISARMAMENT AGENCY
 Actions Reported Individually on SF279
 Fiscal Year 1991 Through Fourth Quarter

	Actions	Dollars (000)
TOTAL	22	2,926
CICA APPLICABILITY		
Pre-CICA	0	0
CICA Awards	22	2,926
Small Purchases	0	0
Subject to Statute other than CICA	0	0
KIND OF CONTRACT ACTION		
Initial Letter Contract	0	0
Def. Contract Superseding Letter	0	0
New Definitive Contract	4	502
Small Purchase Procedure	0	0
Order Under IDC	13	1,453
Order Under BOA	0	0
Order /Mod Under GSA Schedule	0	0
Order/Mod Under VA or OPM Schedule	0	0
Modifications	5	971
Termination for Default	0	0
Termination for Convenience	0	0
SYNOPSIS OF PROCUREMENT PRIOR TO AWARD		
Synopsized Prior to Award	21	2,851
Not Synopsized Due to Urgency	0	0
Not Synopsized for Other Reason	1	75

FEDERAL PROCUREMENT DATA SYSTEM
UNITED STATES ARMS CONTROL AND DISARMAMENT AGENCY
 Actions Reported Individually on SF279
 Fiscal Year 1991 Through Fourth Quarter

SOLICITATION PROCEDURE	Actions	Dollars (000)
Full and Open Competition - Sealed Bid	1	51
Full and Open Competition - Comp Proposal	15	2,800
Full and Open Competition - Combination	0	0
Architect Engineer	0	0
Basic Research	0	0
Multiple Award Schedule	0	0
Alternate Source/Reduced Cost	0	0
Alternate Source/Mobilization	0	0
Alternate Source/Eng R & D	0	0
Set-aside	4	163
Other than Full and Open Competition	2	112
FULL AND OPEN COMPETITION WITH ONLY ONE BIDDER/OFFERER	0	0
AUTHORITY FOR OTHER THAN FULL AND OPEN COMPETITION		
Only One Source	1	37
- Follow-on Contract	0	0
- Utilities (Regulated & Telecommunications)	0	0
Unusual & Compelling Urgency	0	0
Mobilization/Essential R&D	0	0
International Agreement	0	0
Authorized by Statute	1	75
Authorized Resale	0	0
National Security	0	0
Public Interest	0	0
EXTENT COMPLETED		
Completed	20	2,814
Not Available for Competition	1	75
Follow-on to Completed Action	0	0
Not Completed	1	37
TYPE OF CONTRACT		
Fixed Price	8	1,253
Cost Reimbursement	8	649
Time and Material	1	75
Labor Hour	5	949
TYPE OF CONTRACTOR		
Small Disadvantaged Business	1	75
Other Small Business	5	214
Large Business	16	2,637
Sheltered Workshops	0	0
Educational & Nonprofit	0	0
State & Local Government	0	0
Foreign Contractor	0	0
Domestic Contractor Performing Outside US	0	0
WOMAN-OWNED SMALL BUSINESS	1	33
PREFERENCE PROGRAMS		
Directed to Sheltered Workshop	0	0
8 (a) Program	1	75
Combined LSA/SB Set-aside	0	0
Small Business Set-aside	5	214
Labor Surplus Area Set-aside	0	0
Tie Bid Preference	0	0
Buy Indian/Self Determination Act	1	115
No Preference Program or Not Listed	15	2,522
SUBJECT TO LABOR STATUTES		
Walsh Healy Act - Manufacturer	6	1,169
Walsh Healy Act - Dealer	0	0
Service Contract Act	6	1,024
Devis Bacon Act	0	0
Not Subject to Above Acts	10	733
PRODUCT OR SERVICE		
Supplies & Equipment	0	0
ADP Equipment, Purchase and Lease	7	1,220
Research & Development	0	0
Construction	0	0
Architect & Engineering	0	0
Real Property, Purchase & Lease, or Maintenance	0	0
ADP Services (includes Installation & Maintenance)	6	1,024
Other Services	9	682

FEDERAL PROCUREMENT DATA SYSTEM
UNITED STATES INFORMATION AGENCY
 Actions Reported in Summary on SF281
 Fiscal Year 1991 Through Fourth Quarter

PART I - PRIME CONTRACTS							
	PROCUREMENT METHODS	Number of Actions (a)	NET DOLLAR AMOUNTS (000)				
			Small Business Concerns (b)	Large Business Concerns (c)	Domestic Outside U.S./ Foreign (d)	Other Entities (e)	Total Dollars (f)
NEW AWARDS AND MODIFICATIONS	1. Tariff or Regulated Acquisitions	189				914	
	2. Contracts for Foreign Government or International Organization	0				0	
	3. Small Purchases	17,786	19,607	4,598	110	126	24,441
	4. Delivery Orders - GSA Schedules Only	3,529	4,943	5,972	0	2	10,917
	5. Delivery Orders - Other Federal Schedules	1,162	756	4,228	0	45	5,029
	6. Delivery Orders - All Other	1,300	4,559	831	10	10	5,410
	7. Other Procurement Methods	18	52	0	0	20	72
	8. TOTAL NEW AWARDS AND MODIFICATIONS	23,962	29,917	15,629	120	203	46,783
COMPETITION	9. Competed	6,833	14,858	5,537	107	22	20,524
	10. Not Competed	11,047	10,370	9,050	13	117	19,550
	11. Not Available for Competition	6,062	4,689	1,042	0	64	6,709
MODIFICATIONS	12. TOTAL MODIFICATIONS (Excluding Line 3)	0					0

PART II - SELECTED SOCIOECONOMIC STATISTICS (Includes both new awards and modifications)					
PREFERENCE PROGRAMS			TYPE OF CONTRACTOR		
CATEGORY	Number of Actions (a)	Total net Dollars (b)	CATEGORY	Number of Actions (a)	Total net Dollars (b)
13. Small Business - Small Purchase Set-Aside	13,731	19,028	18. Small Disadvantaged Business	880	1,956
14. Small Business Set-Aside	251	1,117	19. Women-Owned Small Business	1,207	1,287
15. Labor Surplus Area Set-Aside	2	2	20. Sheltered Workshop	8	21
16. Combined Labor Surplus/ Small Business Set-Aside	2	1			
17. 8(a) Awards	267	1,207			

UNITED STATES INFORMATION AGENCY
 Actions Reported Individually on SF279
 Fiscal Year 1991 Through Fourth Quarter

	Actions	Dollars (000)
TOTAL	488	85,584
CICA APPLICABILITY		
Pre-CICA	52	10,754
CICA Awards	434	74,830
Small Purchases	0	0
Subject to Statute other than CICA	0	0
KIND OF CONTRACT ACTION		
Initial Letter Contract	1	98
Def. Contract Superseding Letter	5	1,966
New Definitive Contract	72	20,723
Small Purchase Procedure	0	0
Order Under IDC	155	9,959
Order Under BOA	5	1,073
Order /Mod Under GSA Schedule	89	5,035
Order/Mod Under VA or OPM Schedule	0	0
Modifications	159	46,730
Termination for Default	0	0
Termination for Convenience	0	0
SYNOPSIS OF PROCUREMENT PRIOR TO AWARD		
Synopsized Prior to Award	229	60,851
Not Synopsized Due to Urgency	14	3,874
Not Synopsized for Other Reason	243	20,859

FEDERAL PROCUREMENT DATA SYSTEM
UNITED STATES INFORMATION AGENCY
 Actions Reported Individually on SF279
 Fiscal Year 1991 Through Fourth Quarter

	Actions	Dollars (000)
SOLICITATION PROCEDURE		
Full and Open Competition - Sealed Bid	44	4,981
Full and Open Competition - Comp Proposal	169	46,266
Full and Open Competition - Combination	7	4,721
Architect Engineer	4	1,554
Basic Research	0	0
Multiple Award Schedule	59	2,742
Alternate Source/Reduced Cost	0	0
Alternate Source/Mobilization	0	0
Alternate Source/Eng R & D	0	0
Set-aside	5	337
Other than Full and Open Competition	146	14,228
FULL AND OPEN COMPETITION WITH ONLY ONE BIDDER/OFFERER	57	6,736
AUTHORITY FOR OTHER THAN FULL AND OPEN COMPETITION		
Only One Source	79	6,772
- Follow-on Contract	0	0
- Utilities (Regulated & Telecommunications)	43	3,020
Unusual & Compelling Urgency	15	3,969
Mobilization/Essential R&D	0	0
International Agreement	1	660
Authorized by Statute	51	2,828
Authorized Resale	0	0
National Security	0	0
Public Interest	0	0
EXTENT COMPETED		
Competed	301	64,282
Not Available for Competition	140	10,649
Follow-on to Competed Action	0	0
Not Competed	45	10,653
TYPE OF CONTRACT		
Fixed Price	475	83,815
Cost Reimbursement	3	1,252
Time and Material	8	517
Labor Hour	0	0
TYPE OF CONTRACTOR		
Small Disadvantaged Business	55	3,344
Other Small Business	131	23,180
Large Business	278	43,028
Sheltered Workshops	0	0
Educational & Nonprofit	4	5,404
State & Local Government	0	0
Foreign Contractor	18	10,628
Domestic Contractor Performing Outside US	0	0
WOMAN-OWNED SMALL BUSINESS	14	559
PREFERENCE PROGRAMS		
Directed to Sheltered Workshop	0	0
8 (a) Program	51	2,955
Combined LSA/SB Set-aside	4	74
Small Business Set-aside	9	515
Labor Surplus Area Set-aside	2	34
Tie Bid Preference	0	0
Buy Indian/Self Determination Act	0	0
No Preference Program or Not Listed	420	82,006
SUBJECT TO LABOR STATUTES		
Walsh Healy Act - Manufacturer	208	45,238
Walsh Healy Act - Dealer	49	3,140
Service Contract Act	45	4,706
Davis Bacon Act	5	3,342
Not Subject to Above Acts	179	29,158
PRODUCT OR SERVICE		
Supplies & Equipment	148	44,555
ADP Equipment, Purchase and Lease	90	4,127
Research & Development	0	0
Construction	12	4,201
Architect & Engineering	6	1,604
Real Property, Purchase & Lease, or Maintenance	5	730
ADP Services (includes Installation & Maintenance)	46	6,046
Other Services	179	24,321