

Circulate



FEDERAL PROCUREMENT DATA SYSTEM

FY 1983 Year-End
FEDERAL PROCUREMENT DATA SYSTEM
STANDARD REPORT
FISCAL YEAR 1983 FOURTH QUARTER
(JULY 1, 1983 THROUGH SEPTEMBER 30, 1983)
PUBLICATION RELEASE DATE: APRIL 1, 1984

PREPARED BY
FEDERAL PROCUREMENT DATA CENTER
EXECUTIVE AGENT FOR
OFFICE OF FEDERAL PROCUREMENT POLICY
OFFICE OF MANAGEMENT AND BUDGET

PLEASE CIRCULATE.....

SELWESKI, TERESA _____

~~BELT, DIANE~~ ① ③

GORHAM, PHYLLIS _____

~~GRAY, ALBERTA~~ AMG

~~HIBNER, LINDA~~ LN 6/4

~~HOLT, FLORINE~~ [Signature]

~~JOHNSON, HANNAH~~ [Signature]

KEY, LOTTIE _____

MARTIN, BEVERLY Bm

MCCULLOUGH, ROSA _____

~~PACK, GENIE~~ AD 5/29

~~REICHENBACH, DOTTIE~~ [Signature]

REID, JIMMY [Signature]

~~RICHARDSON, EILEEN~~ ER

ROCKWELL, PATRICIA _____

~~STEWART, RUSSTINE~~ [Signature]

WHITE, SAUNDRA SW

~~WISHARD, WANDA~~ W

PLEASE RETURN TO DARLENE

THANK YOU!!!

FOREWORD

Public Law 93-400 requires that the Office of Management and Budget (OMB), Office of Federal Procurement Policy (OFPP) "... establish a system for collecting, developing, and disseminating procurement data which takes into account the needs of the Congress, the executive branch, and the private sector." Under the aegis and guidance of OFPP, design of the Federal Procurement Data System was completed in early 1978 and data collection began on October 1, 1978. At the same time, a Federal Procurement Data Center was established to operate the system, providing a central point to respond to the requirements of the legislative, executive, and judicial branches, and private sector.

For the first time, departments and agencies of the executive branch are reporting uniform acquisition information to a central point. The Federal Procurement Data Center then has the ability to produce reports which examine various aspects and impacts of the Federal acquisition process. The data can be used for geographical analysis, market analysis, and as indicators of congressional and presidential initiatives in a number of socio-economic areas such as small business, minority business enterprises, and other disadvantaged business. The data is also useful as a reliable basis for measuring and assessing the impact of Federal acquisition policy, and for management improvement.

Basic acquisition data will be published each fiscal quarter in the Federal Procurement Data System Standard Report. In addition, special reports detailing specific data requirements can be produced on demand.

Further information regarding the Federal Procurement Data System reports or capabilities can be obtained from the Federal Procurement Data Center, 4040 N. Fairfax Drive, Suite 900, Arlington, VA 22203 or by calling area code (703) 235-1326.

HOW VALID IS FPDS DATA?

The "Agency Reporting Performance" chart displays each reporting activity's dollars as submitted into the Federal Procurement Data System (FPDS). All dollars shown on the chart reflect the absolute dollar value of actions reported. For example, an agency submitting three records, one award (obligation) of \$20,000, one deobligation of \$12,000 against a previously reported contract, and one invalid transaction of \$10,000, all timely, would appear on the chart as follows:

	<i>Total \$(000)</i>	<i>Total Invalid \$(000)</i>	<i>Previous Quarters</i>
Agency X	\$42	\$10	\$0

(Note: Total \$ includes all transactions reported during the current report period, timely or untimely, valid or invalid.)

The absolute dollar value of each record is utilized to provide meaningful indices of their affect on the FPDS master file. However, because this is the only place in the report where absolute values are reflected, the figures in this chart and the body of the Standard Report are not comparable.

The total invalid dollars includes those records that fail to pass FPDS system edits and are not entered into the master file. Agencies have 30 days to correct their invalid transactions, and only those records which are not corrected in time for inclusion in this publication are reflected in the invalid dollar total.

Previous quarters dollars include any records submitted during the current reporting quarter for actions which occurred during a previous quarter, and changes or corrections to records already in the FPDS master file. Separate totals for actions completed during the current fiscal year versus previous fiscal years are provided because the year-to-date totals in the report will reflect all reported actions which occurred during the current fiscal year, while most actions submitted subsequent to the fiscal year in which they occurred will not be reflected in any FPDS Standard Report. However, FPDS historical master files are updated with all records such that any special reports produced reflect the latest available data.

AGENCY REPORTING PERFORMANCE FOR CURRENT FISCAL PERIOD

Actions Reported Individually on SF279

(Figures Are the Sum of the Absolute Values)

Fourth Quarter Fiscal Year 1983

	Total Dollars Submitted (000)	Total Invalid Dollars (000)	Previous Quarters Dollars		
			Current Fiscal Year (000)	Previous Fiscal Years (000)	Total (000)
TOTAL FEDERAL	82,103,873	33,658	17,744,373	3,830,354	21,574,727
Executive Office of the President.....	3,395	0	37	0	37
Department of Agriculture.....	531,858	1,734	102,738	34,387	137,125
Department of Commerce.....	29,776	594	4,379	196	4,575
Department of Defense.....	70,083,660	0	15,404,047	1,549,873	16,953,920
Department of Education.....	57,323	0	1,678	122	1,800
Department of Energy.....	5,233,581	0	1,539,972	1,718,274	3,258,246
Dept of Health and Human Services.....	301,840	0	16,233	0	16,233
Dept of Housing and Urban Development.....	81,007	0	29,926	38,682	68,608
Department of Interior.....	589,080	0	172,959	10,897	183,856
Department of Justice.....	99,624	0	5,206	151	5,357
Department of Labor.....	167,230	86	16,755	79	16,834
Department of State.....	66,838	0	0	0	0
Department of Transportation.....	329,753	10,008	93,008	73,636	166,644
Department of Treasury.....	131,721	14,894	7,120	5,357	12,477
Action.....	887	20	0	0	0
Administrative Conference of the U.S.....	51	0	0	0	0
Agency for International Development.....	239,782	5,072	56,404	106,401	162,805
Alaska Natural Gas Transportation System.....	0	0	0	0	0
American Battle Monuments Commission.....	858	0	0	0	0
Board for International Broadcasting.....	110	0	0	0	0
Civil Aeronautics Board.....	0	0	0	0	0
Commission on Civil Rights.....	77	0	0	0	0
Commodity Futures Trading Commission.....	733	0	0	0	0
Consumer Products Safety Commission.....	919	0	0	0	0
Environmental Protection Agency.....	149,441	0	18,093	529	18,622
Equal Employment Opportunity Commission.....	6,698	640	0	0	0
Federal Communications Commission.....	401	16	0	0	0
Federal Election Commission.....	326	0	0	0	0
Federal Emergency Management Agency.....	421,511	0	16,822	12	16,834
Federal Labor Relations Authority.....	56	0	0	0	0
Federal Maritime Commission.....	68	0	0	0	0
Federal Mediation & Conciliation Service.....	Failed to Report				
Federal Mine Safety & Health Review Comm.....	Failed to Report				
Federal Trade Commission.....	1,799	0	0	0	0
General Services Administration.....	352,999	0	73,503	42,555	116,058
International Trade Commission.....	368	0	0	0	0
Interstate Commerce Commission.....	293	0	112	0	112
Merit Systems Protection Board.....	Failed to Report				
National Aeronautics & Space Admin.....	1,567,362	0	10,372	399	10,771
National Capital Planning Commission.....	33	0	18	0	18
Natl Foundation on Arts and Humanities.....	678	0	0	0	0
National Gallery of Art.....	412	0	11	0	11
National Labor Relations Board.....	844	0	0	0	0
National Mediation Board.....	174	0	0	0	0
National Science Foundation.....	74,541	0	32,554	26,768	59,322
National Transportation Safety Board.....	Failed to Report				
Nuclear Regulatory Commission.....	13,626	0	0	0	0
Occupational Safety & Health Review Comm.....	Failed to Report				
Office of Personnel Management.....	3,756	594	410	0	410
Peace Corp.....	2,026	0	11	0	11
Pennsylvania Avenue Development Corp.....	6,048	0	0	0	0
Railroad Retirement Board.....	2,456	0	540	0	540
Securities Exchange Commission.....	598	0	26	0	26
Selective Service System.....	478	0	0	0	0
Small Business Administration.....	Failed to Report				
Smithsonian Institution.....	7,931	0	0	0	0
Tennessee Valley Authority.....	527,876	0	118,388	220,768	339,156
U.S. Information Agency.....	17,391	0	16	0	16
US Arms Control & Disarmaments Agency.....	509	0	0	0	0
Veterans Administration.....	993,071	0	23,035	1,268	24,303
Water Resources Council.....	Failed to Report				

TABLE OF CONTENTS

Title	Page
Highlights.....	1
Federal Contract Actions and Dollars by Exec. Dept. and Agency.....	2
SF279/SF281 Comparison.....	4
Contract Dollars by Executive Departments and Agencies.....	5
Federal Procurement by State.....	6
Federal Procurement by Major Product/Service Category.....	7
Research and Development - Summary by R & D Category.....	8
Other Services and Construction - Summary by Service Category.....	9
Supplies and Equipment - Summary by FSC Group.....	10
Method of Procurement.....	12
Degree of Competition.....	13
Top 100 Federal Contractors.....	14
Snapshot Reports:	
Total Federal.....	16
Executive Office of the President.....	18
Department of Agriculture.....	20
Department of Commerce.....	22
Department of Defense.....	24
Department of Education.....	26
Department of Energy.....	28
Department of Health and Human Services.....	30
Department of Housing and Urban Development.....	32
Department of Interior.....	34
Department of Justice.....	36
Department of Labor.....	38
Department of State.....	40
Department of Transportation.....	42
Department of Treasury.....	44
Action.....	46
Administrative Conference of the U.S.....	48
Agency for International Development.....	50
Alaska Natural Gas Transportation System.....	52
American Battle Monuments Commission.....	54
Board for International Broadcasting.....	56
Civil Aeronautics Board.....	58
Commission on Civil Rights.....	60

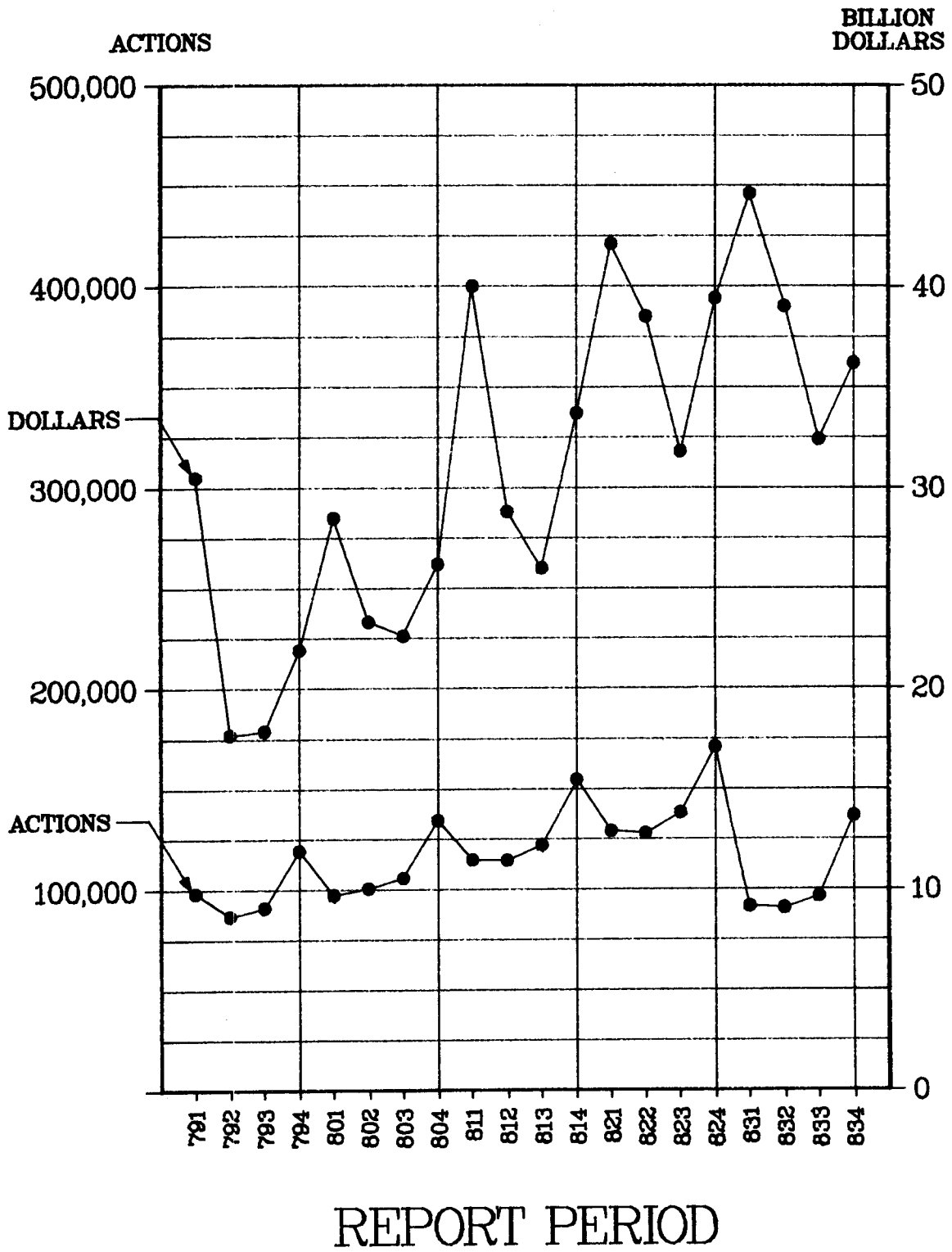
TABLE OF CONTENTS—Continued

Title	Page
Commodity Futures Trading Commission	62
Consumer Products Safety Commission.....	64
Environmental Protection Agency.....	66
Equal Employment Opportunity Commission	68
Federal Communications Commission	70
Federal Election Commission.....	72
Federal Emergency Management Agency.....	74
Federal Labor Relations Authority.....	76
Federal Maritime Commission	78
Federal Mediation & Conciliation Service.....	80
Federal Mine Safety & Health Review Com.....	82
Federal Trade Commission.....	84
General Services Administration	86
International Trade Commission.....	88
Interstate Commerce Commission	90
Merit Systems Protection Board	92
National Aeronautics & Space Admin.	94
National Capital Planning Commission.....	96
National Foundation on Arts & Humanities.....	98
National Gallery of Art.....	100
National Labor Relations Board.....	102
National Mediation Board.....	104
National Science Foundation.....	106
National Transportation Safety Board	108
Nuclear Regulatory Commission.....	110
Occupational Safety & Health Review Com.....	112
Office of Personnel Management	114
Peace Corp.....	116
Pennsylvania Avenue Development Corp.	118
Railroad Retirement Board	120
Securities Exchange Commission	122
Selective Service System.....	124
Small Business Administration	126
Smithsonian Institution	128
Tennessee Valley Authority.....	130
U.S. Information Agency	132
U.S. Arms Control & Disarmaments Agency.....	134
Veterans Administration	136
Water Resources Council	138

FEDERAL PROCUREMENT HISTORY

Actions Reported Individually on SF279

Fiscal Year 1979 through Fourth Quarter Fiscal Year 1983



HIGHLIGHTS

Small purchase authority for DOD was raised from \$10,000 to \$25,000 for FY83. This has significantly lowered the number of individually reported actions (see Federal History page vi). Comparing year-to-date figures with prior years indicates an average decrease of 25,000 actions per quarter for DOD. The dollar reduction is less than \$625,000,000 per quarter and as such does not significantly impact the trend line for dollar values.

Late reporting continues to be a problem. This report cycle added approximately \$8 billion to the first three quarters of FY83. In the four quarters since FY82 data was published, there has been \$5.1 billion added to bring the total for the year for over \$10,000 to \$152 billion. We separated out actions that were taken prior to this quarter and placed those records in their respective quarters. The update for the current quarter effectively invalidates all prior printed reports. Therefore, if a trend line is to be constructed for any data element, it is our recommendation that a special report be requested so that the most current data (in terms of completeness and accuracy) can be utilize in the analysis.

Since the Standard Report of Federal Contract Actions is current, as of the date of issuance, and all other reports are obsolete, we will not maintain prior issuance, for either distribution or for reference.

Publication Release Date: March 15, 1984

FEDERAL CONTRACT ACTIONS AND DOLLARS

Fourth Quarter Fiscal Year

	Total Actions					
	4th Q	YTD	YTD %	4th \$(000)	YTD \$(000)	YTD % \$
TOTAL FEDERAL	7,328,232	21,189,144	100.000	41,781,784	168,197,501	100.000
Executive Office of the President	729	1,419	0.007	3,586	13,187	0.008
Department of Agriculture	228,673	739,003	3.488	502,900	1,785,389	1.061
Department of Commerce	15,078	41,234	0.195	39,149	176,946	0.105
Department of Defense	5,488,739	14,763,361	69.674	34,072,434	135,462,268	80.538
Department of Education	744	2,796	0.013	53,978	141,307	0.084
Department of Energy	16,606	57,998	0.274	1,785,122	12,226,146	7.269
Dept of Health and Human Services	201,465	704,968	3.327	387,352	1,242,892	0.739
Dept of Housing and Urban Development	2,678	10,471	0.049	12,831	47,290	0.028
Department of Interior	194,918	613,664	2.896	452,051	1,672,984	0.995
Department of Justice	124,182	472,331	2.229	132,703	374,306	0.223
Department of Labor	10,545	38,362	0.181	155,632	405,955	0.241
Department of State	7,724	18,684	0.088	78,774	184,250	0.110
Department of Transportation	82,924	281,647	1.329	248,829	1,099,605	0.654
Department of Treasury	34,747	120,775	0.570	140,810	446,768	0.266
Action	422	1,230	0.006	1,095	4,288	0.003
Administrative Conference of the U.S.	129	391	0.002	170	382	0.000
Agency for International Development	1,763	5,532	0.026	81,175	246,728	0.147
Alaska Natural Gas Transportation System ..	21	248	0.001	25	414	0.000
American Battle Monuments Commission	1,948	5,570	0.026	1,857	3,756	0.002
Board for International Broadcasting	18	59	0.000	246	358	0.000
Civil Aeronautics Board	58	289	0.001	291	1,491	0.001
Commission on Civil Rights	425	1,412	0.007	268	819	0.000
Commodity Futures Trading Commission	227	1,517	0.007	859	5,046	0.003
Consumer Products Safety Commission	301	1,170	0.006	1,114	3,470	0.002
Environmental Protection Agency	12,248	39,680	0.187	147,207	404,484	0.240
Equal Employment Opportunity Commission ..	1,650	3,962	0.019	6,396	25,425	0.015
Federal Communications Commission	542	542	0.003	1,021	1,021	0.001
Federal Election Commission	359	888	0.004	490	1,405	0.001
Federal Emergency Management Agency	1,501	4,449	0.021	406,708	621,001	0.369
Federal Labor Relations Authority	160	527	0.002	177	755	0.000
Federal Maritime Commission	72	240	0.001	181	545	0.000
Federal Mediation & Conciliation Service	0	0	0.000	0	0	0.000
Federal Mine Safety & Health Review Comm ..	0	0	0.000	0	0	0.000
Federal Trade Commission	1,179	3,537	0.017	2,504	7,396	0.004
General Services Administration	219,399	754,702	3.562	421,992	1,652,433	0.982
International Trade Commission	315	1,152	0.005	544	1,704	0.001
Interstate Commerce Commission	210	753	0.004	284	6,239	0.004
Merit Systems Protection Board	0	0	0.000	0	0	0.000
National Aeronautics & Space Admin	46,579	132,800	0.627	1,440,724	6,262,409	3.723
National Capital Planning Commission	52	231	0.001	56	137	0.000
Natl Foundation on Arts and Humanities	171	1,009	0.005	824	2,157	0.001
National Gallery of Art	12	198	0.001	401	2,100	0.001
National Labor Relations Board	665	1,457	0.007	1,299	3,490	0.002
National Mediation Board	126	274	0.001	456	1,447	0.001
National Science Foundation	264	1,629	0.008	15,695	154,872	0.092
National Transportation Safety Board	0	4	0.000	0	585	0.000
Nuclear Regulatory Commission	1,149	4,583	0.022	13,073	45,237	0.027
Occupational Safety & Health Review Comm ..	0	0	0.000	0	0	0.000
Office of Personnel Management	3,357	13,103	0.062	7,124	288,514	0.172
Peace Corp	4,073	10,751	0.051	6,618	21,704	0.013
Pennsylvania Avenue Development Corp	35	161	0.001	6,115	11,322	0.007
Railroad Retirement Board	333	1,291	0.006	2,743	6,705	0.004
Securities Exchange Commission	384	1,486	0.007	928	4,505	0.003
Selective Service System	331	1,051	0.005	749	1,848	0.001
Small Business Administration	0	6,675	0.032	0	18,716	0.011
Smithsonian Institution	3,673	15,155	0.072	11,106	37,036	0.022
Tennessee Valley Authority	94,293	341,462	1.611	149,244	370,337	0.220
U.S. Information Agency	8,486	27,504	0.130	24,629	60,214	0.036
US Arms Control & Disarmaments Agency	41	91	0.000	593	1,249	0.001
Veterans Administration	511,509	1,933,666	9.126	958,652	2,634,464	1.566
Water Resources Council	0	0	0.000	0	0	0.000

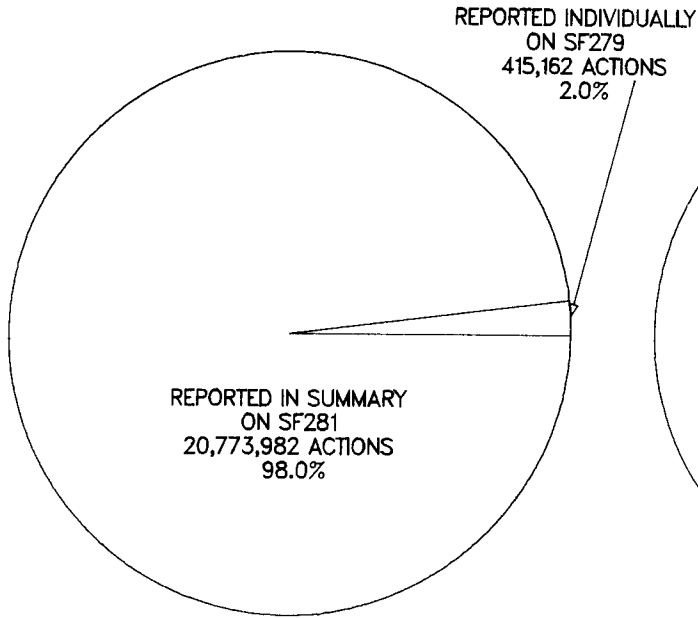
**BY EXECUTIVE DEPARTMENT AND AGENCY
1983 and Year to Date**

Actions Reported Individually on SF279						Actions Reported in Summary on SF281					
4th Q	YTD	YTD %	4th \$(000)	YTD \$(000)	YTD % \$	4th Q	YTD	YTD %	4Q \$(000)	YTD \$(000)	YTD % \$
136,627	415,162	100.000	36,231,277	152,335,655	100.000	7,191,605	20,773,982	100.000	5,550,507	15,861,846	100.000
80	198	0.048	2,800	11,297	0.007	649	1,221	0.006	786	1,890	0.012
3,758	13,181	3.175	392,863	1,484,365	0.974	224,915	725,822	3.494	110,037	301,024	1.898
318	1,511	0.364	24,311	136,748	0.090	14,760	39,723	0.191	14,838	40,198	0.253
73,985	238,258	57.389	29,612,237	123,221,419	80.888	5,414,754	14,525,103	69.920	4,460,197	12,240,849	77.172
187	459	0.111	53,473	139,393	0.092	557	2,337	0.011	505	1,914	0.012
2,364	7,560	1.821	1,775,335	12,189,744	8.002	14,242	50,438	0.243	9,787	36,402	0.229
2,382	8,523	2.053	278,374	902,150	0.592	199,083	696,445	3.352	108,978	340,742	2.148
126	402	0.097	10,835	38,423	0.025	2,552	10,069	0.048	1,996	8,867	0.056
3,860	11,032	2.657	348,226	1,356,567	0.891	191,058	602,632	2.901	103,825	316,417	1.995
699	2,255	0.543	91,113	208,678	0.137	123,483	470,076	2.263	41,590	165,628	1.044
647	1,776	0.428	148,463	377,806	0.248	9,898	36,586	0.176	7,169	28,149	0.177
1,237	2,163	0.521	66,779	154,604	0.101	6,487	16,521	0.080	11,995	29,646	0.187
1,533	6,838	1.647	159,131	831,233	0.546	81,391	274,809	1.323	89,698	268,372	1.692
866	2,498	0.602	106,834	318,331	0.209	33,881	118,277	0.569	33,976	128,437	0.810
21	44	0.011	914	3,646	0.002	401	1,186	0.006	181	642	0.004
2	6	0.001	51	129	0.000	127	385	0.002	119	253	0.002
742	2,197	0.529	76,633	235,472	0.155	1,021	3,335	0.016	4,542	11,256	0.071
0	20	0.005	0	148	0.000	21	228	0.001	25	266	0.002
24	27	0.007	858	927	0.001	1,924	5,543	0.027	999	2,829	0.018
2	4	0.001	110	164	0.000	16	55	0.000	136	194	0.001
0	16	0.004	0	824	0.001	58	273	0.001	291	667	0.004
2	4	0.001	77	198	0.000	423	1,408	0.007	191	621	0.004
13	47	0.011	733	4,187	0.003	214	1,470	0.007	126	859	0.005
21	63	0.015	919	2,294	0.002	280	1,107	0.005	195	1,176	0.007
1,305	3,127	0.753	130,819	365,053	0.240	10,943	36,553	0.176	16,388	39,431	0.249
99	298	0.072	5,314	22,348	0.015	1,551	3,664	0.018	1,082	3,077	0.019
16	16	0.004	385	385	0.000	526	526	0.003	636	636	0.004
6	21	0.005	326	999	0.001	353	867	0.004	164	406	0.003
281	555	0.134	404,678	615,434	0.404	1,220	3,894	0.019	2,030	5,567	0.035
3	17	0.004	56	372	0.000	157	510	0.002	121	383	0.002
1	8	0.002	68	264	0.000	71	232	0.001	113	281	0.002
0	0	0.000	0	0	0.000	0	0	0.000	0	0	0.000
0	0	0.000	0	0	0.000	0	0	0.000	0	0	0.000
48	129	0.031	1,799	5,173	0.003	1,131	3,408	0.016	705	2,223	0.014
6,723	27,568	6.640	259,801	1,063,458	0.698	212,676	727,134	3.500	162,191	588,975	3.713
6	15	0.004	368	775	0.001	309	1,137	0.005	176	929	0.006
3	29	0.007	98	5,608	0.004	207	724	0.003	186	631	0.004
0	0	0.000	0	0	0.000	0	0	0.000	0	0	0.000
23,202	41,557	10.010	1,407,618	6,147,360	4.035	23,377	91,243	0.439	33,106	115,049	0.725
1	2	0.000	15	33	0.000	51	229	0.001	41	104	0.001
8	36	0.009	678	1,482	0.001	163	973	0.005	146	675	0.004
12	67	0.016	401	1,338	0.001	0	131	0.001	0	762	0.005
15	43	0.010	844	2,291	0.002	650	1,414	0.007	455	1,199	0.008
22	86	0.021	174	1,144	0.001	104	188	0.001	282	303	0.002
83	258	0.062	15,253	152,577	0.100	181	1,371	0.007	442	2,295	0.014
0	4	0.001	0	585	0.000	0	0	0.000	0	0	0.000
128	386	0.093	12,065	41,005	0.027	1,021	4,197	0.020	1,008	4,232	0.027
0	0	0.000	0	0	0.000	0	0	0.000	0	0	0.000
75	318	0.077	3,065	278,865	0.183	3,282	12,785	0.062	4,059	9,649	0.061
52	170	0.041	2,015	10,749	0.007	4,021	10,581	0.051	4,603	10,955	0.069
7	33	0.008	6,048	11,067	0.007	28	128	0.001	67	255	0.002
13	47	0.011	1,916	4,454	0.003	320	1,244	0.006	827	2,251	0.014
22	103	0.025	572	2,953	0.002	362	1,383	0.007	356	1,552	0.010
20	44	0.011	478	1,018	0.001	311	1,007	0.005	271	830	0.005
0	206	0.050	0	11,658	0.008	0	6,469	0.031	0	7,058	0.044
180	415	0.100	7,891	26,546	0.017	3,493	14,740	0.071	3,215	10,490	0.066
1,023	4,320	1.041	111,993	239,533	0.157	93,270	337,142	1.623	37,251	130,804	0.825
337	698	0.168	17,375	40,584	0.027	8,149	26,806	0.129	7,254	19,630	0.124
10	16	0.004	509	1,057	0.001	31	75	0.000	84	192	0.001
10,057	35,488	8.548	687,586	1,660,740	1.090	501,452	1,898,178	9.137	271,066	973,724	6.139
0	0	0.000	0	0	0.000	0	0	0.000	0	0	0.000

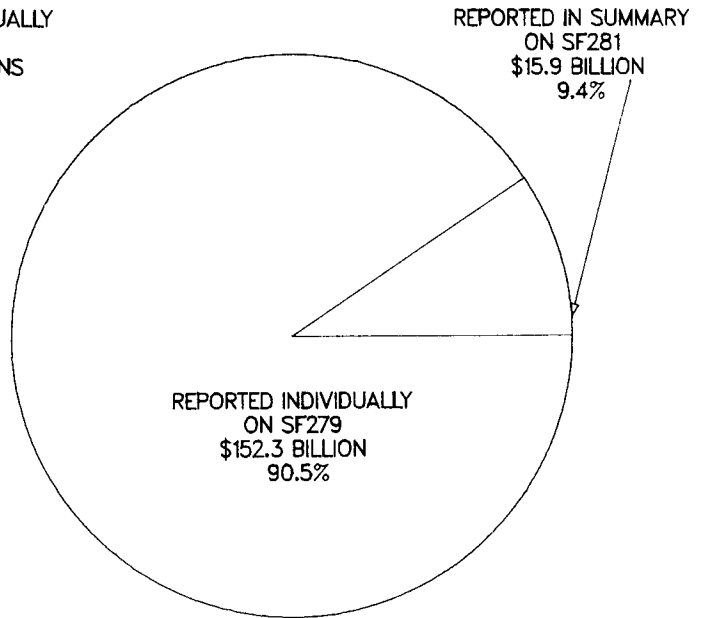
SF279/SF281 COMPARISON

Fourth Quarter Fiscal Year 1983 Year to Date

ACTIONS



DOLLARS



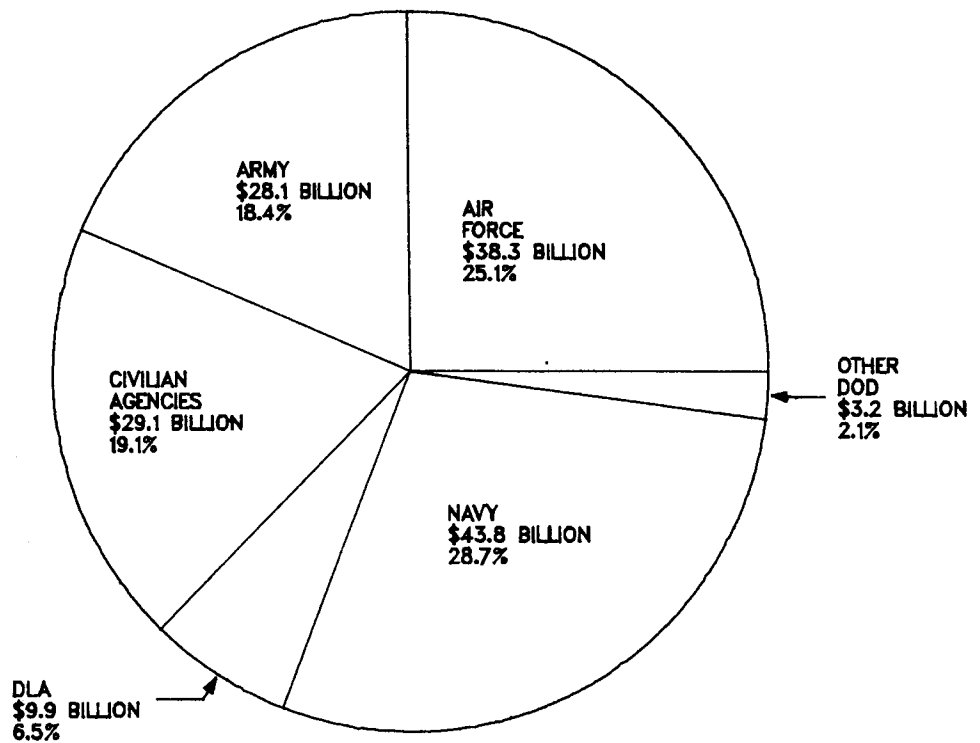
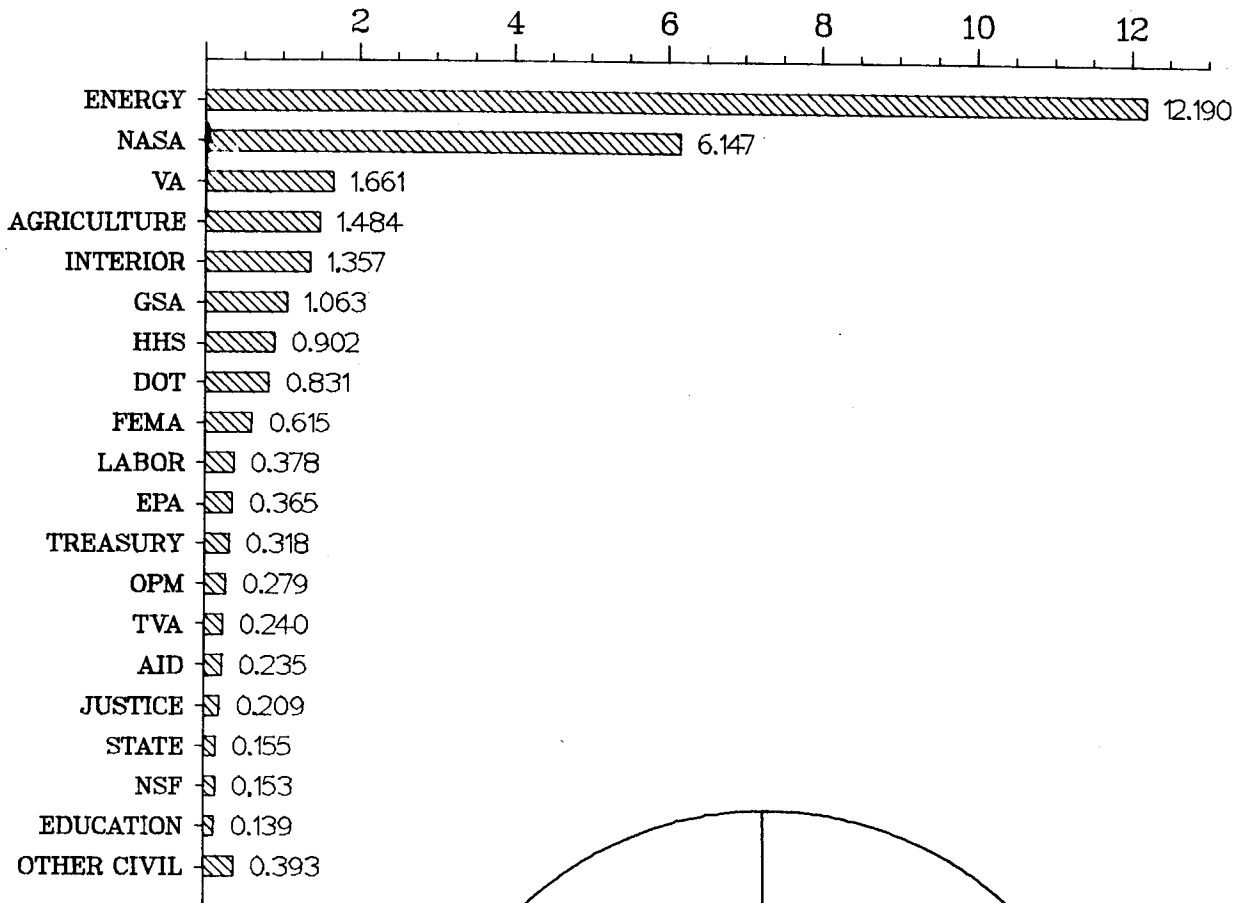
TOTAL ACTIONS	21,189,144
---------------	------------

TOTAL DOLLARS	\$168.2
BILLIONS	

CONTRACT DOLLARS BY EXECUTIVE DEPARTMENTS AND AGENCIES

Actions Reported Individually on SF279
 Fourth Quarter Fiscal Year 1983 Year to Date

BILLION DOLLARS



FEDERAL PROCUREMENT BY STATE

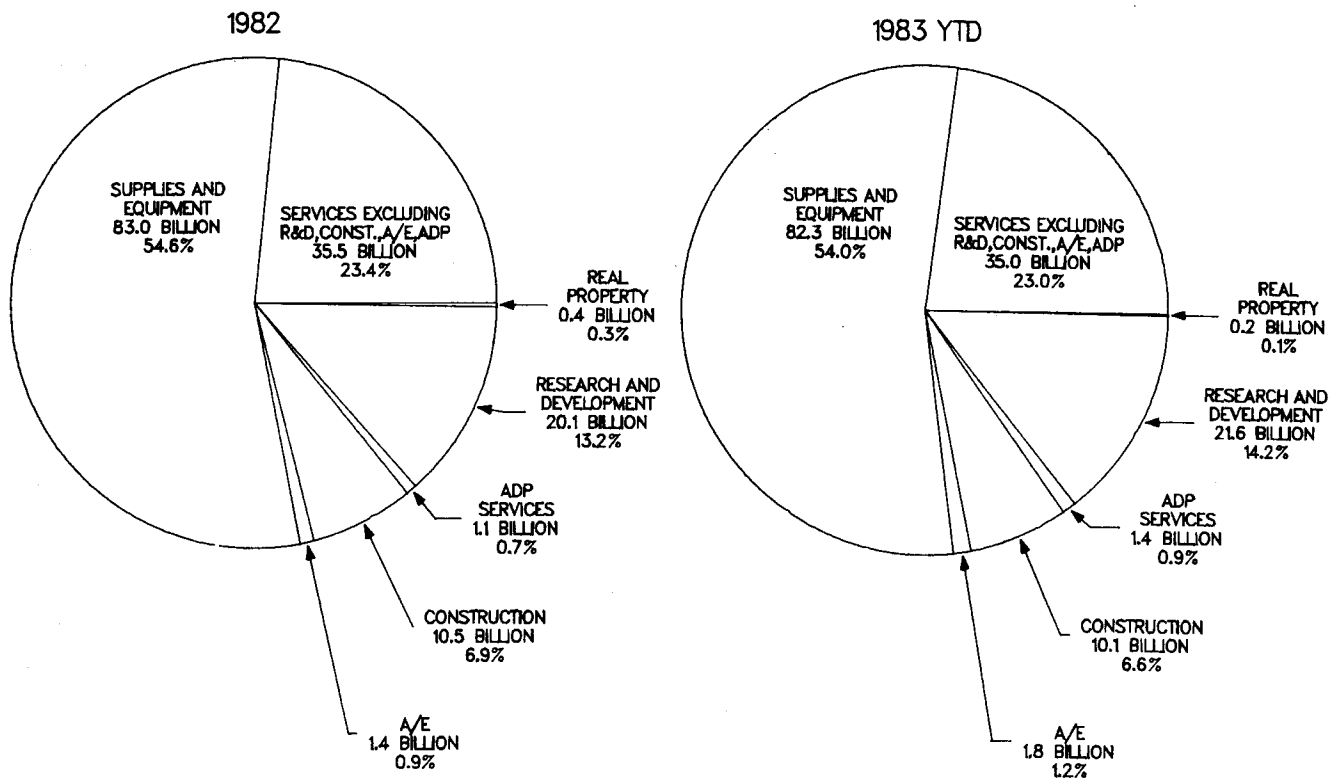
Actions Reported Individually on SF279
Fourth Quarter Fiscal Year 1983 Year to Date

State	Number of Procurement Actions	Total Dollars (000)	Percent of Total Dollars	Dollar Rank	Rank Last Fiscal Yearend
Total Federal.....	415,162	152,335,655	100.000		
Alabama.....	6,244	1,366,219	0.897	27	27
Alaska.....	1,775	482,451	0.317	39	39
Arizona.....	6,042	1,716,945	1.127	24	20
Arkansas.....	2,067	717,610	0.471	33	35
California.....	57,407	30,844,417	20.248	1	1
Colorado.....	5,539	2,088,900	1.371	18	22
Connecticut.....	10,994	5,502,650	3.612	8	4
Delaware.....	772	230,298	0.151	45	44
Washington DC.....	9,237	1,425,063	0.935	26	23
Florida.....	21,563	5,782,303	3.796	7	8
Georgia.....	8,025	2,635,823	1.730	14	19
Hawaii.....	2,076	533,073	0.350	37	38
Idaho.....	1,528	379,723	0.249	42	41
Illinois.....	12,237	2,212,321	1.452	16	18
Indiana.....	6,136	2,177,926	1.430	17	16
Iowa.....	2,657	517,980	0.340	38	40
Kansas.....	3,903	1,672,779	1.098	25	25
Kentucky.....	3,192	763,786	0.501	32	34
Louisiana.....	2,929	1,825,956	1.199	22	14
Maine.....	1,341	432,256	0.284	40	33
Maryland.....	22,059	5,361,230	3.519	9	10
Massachusetts.....	14,446	6,406,392	4.205	5	7
Michigan.....	8,130	1,932,313	1.268	20	21
Minnesota.....	5,372	1,768,689	1.161	23	24
Mississippi.....	4,508	1,948,249	1.279	19	26
Missouri.....	7,162	6,299,203	4.135	6	6
Montana.....	1,489	136,339	0.089	49	48
Nebraska.....	1,591	307,391	0.202	44	45
Nevada.....	1,022	682,084	0.448	34	36
New Hampshire.....	1,799	575,715	0.378	35	37
New Jersey.....	12,482	3,099,385	2.035	13	13
New Mexico.....	3,256	1,930,450	1.267	21	17
New York.....	22,792	9,662,738	6.343	2	2
North Carolina.....	6,549	915,362	0.601	30	30
North Dakota.....	845	194,407	0.128	47	51
Ohio.....	16,115	4,447,603	2.920	11	9
Oklahoma.....	2,977	557,515	0.366	36	32
Oregon.....	4,650	378,424	0.248	43	42
Pennsylvania.....	15,469	4,080,803	2.679	12	12
Rhode Island.....	1,548	405,319	0.266	41	43
South Carolina.....	3,077	1,286,449	0.844	28	28
South Dakota.....	1,147	115,418	0.076	50	49
Tennessee.....	5,062	2,599,959	1.707	15	15
Texas.....	20,950	8,136,738	5.341	3	3
Utah.....	2,468	867,650	0.570	31	31
Vermont.....	839	195,555	0.128	46	46
Virginia.....	23,946	7,911,835	5.194	4	5
Washington.....	9,198	5,179,577	3.400	10	11
West Virginia.....	1,577	182,342	0.120	48	47
Wisconsin.....	5,165	984,181	0.646	29	29
Wyoming.....	657	69,279	0.045	51	50
Other.....	21,151	10,408,582	6.833		

FEDERAL PROCUREMENT BY MAJOR PRODUCT/SERVICE CATEGORY

Actions Reported Individually on SF279

Fiscal Year 1982 and Fourth Quarter Fiscal Year 1983 Year to Date



TOTAL DOLLARS	\$152.0
BILLIONS	

TOTAL DOLLARS	\$152.3
BILLIONS	

RESEARCH AND DEVELOPMENT - SUMMARY BY R & D CATEGORY

Actions Reported Individually on SF279
Fourth Quarter Fiscal Year 1983 and Year to Date

	Fourth Quarter		Year to Date	
	Number of Actions	Dollars (000)	Number of Actions	Dollars (000)
TOTAL FEDERAL RESEARCH AND DEVELOPMENT.....	10,185	4,190,996	32,997	21,632,176
AA Agriculture.....	6	301	24	5,977
AB Community Services & Development.....	13	1,421	22	4,877
AC Defense Systems.....	3,164	2,339,964	10,762	11,842,747
AD Defense - Other.....	1,948	386,272	6,210	1,797,707
AE Economic Growth & Productivity.....	23	7,919	41	15,146
AF Education.....	63	10,736	121	27,161
AG Energy.....	791	183,655	2,203	900,807
AH Environment.....	292	46,339	957	148,884
AJ General Science & Technology.....	151	28,468	1,045	202,369
AK Housing.....	15	328	36	496
AL Income Security.....	10	1,026	11	1,066
AM International Affairs & Cooperation.....	0	0	3	1,154
AN Medical.....	430	71,074	1,499	265,849
AP Natural Resources.....	21	4,193	65	12,260
AQ Social Services.....	5	553	5	553
AR Space.....	1,948	859,016	5,598	5,071,506
AS Transportation - Modal.....	39	6,344	135	28,396
AT Transportation - General.....	288	24,472	744	62,459
AU Transportation - Commodity.....	10	415	12	445
AV Mining.....	38	1,966	118	6,608
AZ Other R & D.....	930	216,534	3,386	1,235,709

OTHER SERVICES AND CONSTRUCTION - SUMMARY BY SERVICE CATEGORY

Actions Reported Individually on SF279

Fourth Quarter Fiscal Year 1983 and Year to Date

	Fourth Quarter		Year to Date	
	Number of Actions	Dollars (000)	Number of Actions	Dollars (000)
TOTAL FEDERAL OTHER SERVICES AND CONSTRUCTION	62,51	12,915,32	184,82	48,431,37
F Natural Resource Management.....	1,399	56,319	3,935	176,123
G Social Services.....	575	38,351	2,139	496,145
H Quality Control, Testing and Inspection Services.....	269	-32,857	857	167,587
J Maintenance, Repair and Rebuilding of Equipment.....	5,995	957,888	22,236	4,511,996
K Modification of Equipment.....	611	216,582	2,109	1,207,891
L Technical Representative Services.....	1,065	171,545	3,721	796,586
M Operation of Government-Owned Facility	1,971	2,112,705	5,429	12,062,689
N Installation of Equipment.....	308	75,524	905	282,109
P Salvage Service.....	60	6,634	159	24,213
Q Medical Service.....	3,672	103,091	15,221	447,279
R Professional, Technical and Management Services.....	16,269	2,535,121	43,690	8,712,027
S Utilities and Housekeeping Services.....	6,005	1,574,129	23,206	4,811,789
T Photographic, Mapping, Printing And Publication Se.....	628	57,296	2,182	186,930
U Training Services.....	1,210	177,476	4,020	627,037
V Transportation and Travel.....	859	228,415	3,795	2,719,924
W Lease or Rental of Equipment.....	1,376	147,158	9,239	938,635
X Lease or Rental of Facilities.....	129	8,771	1,150	153,462
Y Construction of Structures and Facilities	6,224	2,240,243	15,091	6,110,402
Z Maintenance, Repair or Alteration of Real Property.....	13,893	2,240,932	25,743	3,998,555

SUPPLIES AND EQUIPMENT - SUMMARY BY FSC GROUP

Actions Reported Individually on SF279

Fourth Quarter Fiscal Year 1983 and Year to Date

	Fourth Quarter		Year to Date	
	Number of Actions	Dollars (000)	Number of Actions	Dollars (000)
TOTAL FEDERAL SUPPLIES AND EQUIPMENT.....	63,924	19,124,958	197,338	82,272,100
10 Weapons.....	482	492,277	1,573	1,485,146
11 Nuclear Ordnance.....	15	16,831	58	46,766
12 Fire Control Equipment.....	651	532,274	1,941	1,532,873
13 Ammunition & Explosives.....	646	889,456	1,722	2,379,855
14 Guided Missiles.....	949	1,641,373	3,257	7,009,933
15 Aircraft & Airframe Structure.....	2,272	2,885,495	8,351	14,940,275
16 Aircraft Components & Accessories.....	2,292	547,193	7,755	2,775,486
17 Aircraft Launching, Landing & Ground Handling Equipment.....	457	80,878	1,035	347,875
18 Space Vehicles.....	1,027	438,789	1,490	1,245,304
19 Ships, Small Craft, Pontoons & Floating Docks.....	617	406,844	2,382	7,506,614
20 Ship & Marine Equipment.....	262	31,191	868	218,837
22 Railway Equipment.....	183	1,686	205	3,293
23 Ground Effect & Motor Vehicles, Trailers & Cycles.....	516	407,132	1,330	2,948,545
24 Tractors.....	77	33,910	224	57,490
25 Vehicular Equipment Components.....	822	443,700	3,139	1,130,590
26 Tires & Tubes.....	94	11,285	630	93,841
28 Engines, Turbines & Components.....	2,050	1,497,760	7,477	5,163,802
29 Engine Accessories.....	948	151,911	3,527	515,237
30 Mechanical Power Transmission Equipment.....	245	30,496	994	112,056
31 Bearings.....	338	23,797	1,051	78,682
32 Woodworking Machinery and Equipment.....	4	226	16	970
34 Metalworking Machinery.....	301	-12,212	830	83,382
35 Service & Trade Equipment.....	138	16,139	435	30,794
36 Special Industrial Machinery.....	350	99,310	1,233	291,246
37 Agricultural Machinery & Equipment.....	74	2,779	234	7,849
38 Construction, Mining, Excavating & Highway Maint Equip.....	188	37,380	568	309,582
39 Materials Handling Equipment.....	403	97,487	1,006	249,417
40 Rope, Cable, Chain and Fittings.....	208	7,178	530	31,237
41 Refrigeration, Air Condition & Air Circulation Equipment.....	496	45,557	1,432	129,172
42 Fire-Fighting, Rescue & Safety Equipment.....	203	52,173	694	219,923
43 Pumps and Compressors.....	658	84,631	1,957	201,463
44 Furnace, Steam Plant & Drying Equip: Nuclear Reacto.....	209	38,669	799	1,245,158
45 Plumbing, Heating & Sanitation Equipment.....	109	14,424	367	32,285
46 Water Purification & Sewage Treatment Equipment.....	33	4,149	123	12,003
47 Pipe, Tubing, Hose & Fittings.....	510	36,787	1,527	2,909
48 Valves.....	586	54,673	1,782	129,714
49 Maintenance & Repair Ship Equipment.....	785	178,371	2,645	675,400
51 Hand Tools.....	461	13,702	1,846	66,616
52 Measuring Tools.....	49	3,391	150	7,660
53 Hardware & Abrasives.....	495	31,378	1,757	108,991

SUPPLIES AND EQUIPMENT - SUMMARY BY FSC GROUP—Continued

Actions Reported Individually on SF279
Fourth Quarter Fiscal Year 1983 and Year to Date

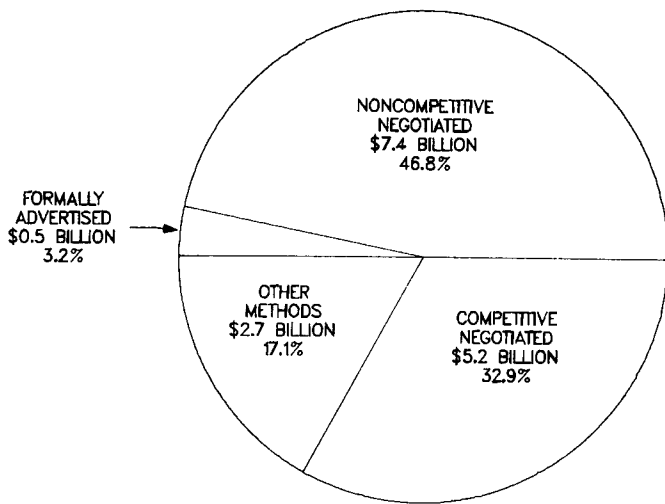
	Fourth Quarter		Year to Date	
	Number of Actions	Dollars (000)	Number of Actions	Dollars (000)
54 Prefabricated Structures & Scaffolding.....	221	36,973	616	155,686
55 Lumber, Millwork, Plywood & Veneer.....	151	7,972	599	29,339
56 Construction & Building Material.....	418	26,351	1,288	104,411
58 Communication, Detection & Coherent Radiation Equipment.....	5,647	3,010,326	14,826	8,807,712
59 Electrical/Electronic Equipment Components.....	2,363	427,840	7,438	1,729,434
60 Fiber Optics Materials, Components, Assemblies & Accs.....	21	5,205	48	7,307
61 Electric Wire & Power Distribution Equipment.....	1,475	277,987	4,135	709,823
62 Lighting Fixtures & Lamps.....	282	20,080	990	76,835
63 Alarm & Signal Systems.....	140	14,313	386	66,458
65 Medical, Dental & Veterinarian Equipment & Supplies.....	2,656	217,642	9,996	738,016
66 Instruments & Laboratory Equipment.....	4,301	537,755	11,581	1,576,460
67 Photographic Equipment.....	514	57,637	1,726	159,053
68 Chemicals & Chemical Products.....	514	55,443	1,864	140,527
69 Training Aids & Devices.....	344	164,393	1,119	725,855
70 General Purpose ADP Equip, Software, Supplies & Support.....	6,885	641,867	13,978	1,584,535
71 Furniture.....	1,956	88,341	4,694	202,909
72 Household & Commercial Furnishings & Appliances.....	529	28,436	1,859	86,362
73 Food Preparation & Service Equipment.....	521	18,862	1,801	76,564
74 Office Machines & Visible Record Equipment.....	630	40,688	1,632	101,794
75 Office Supplies & Devices.....	2,093	40,316	6,351	158,524
76 Books, Maps & Other Publications.....	257	26,170	811	105,788
77 Musical Instruments, Phonographs & Home-type Radios.....	28	1,094	50	1,742
78 Recreational & Athletic Equipment.....	50	2,091	196	7,207
79 Cleaning Equipment & Supplies.....	454	13,916	2,018	76,726
80 Brushes, Paints, Sealers & Adhesives.....	468	11,463	2,231	48,465
81 Containers, Packaging & Packing Supplies.....	722	56,810	2,811	192,490
83 Textiles, Leather, Fur, Apparel, Shoe Find, Tents & Flags.....	134	69,504	571	209,914
84 Clothing, Individual Equipment & Insignia.....	532	203,731	1,834	854,401
85 Toiletries.....	315	18,999	1,219	58,955
87 Agricultural Supplies.....	67	5,009	267	13,023
88 Live Animals.....	11	581	57	2,895
89 Subsistence.....	4,785	640,886	18,802	2,205,364
91 Fuel, Lubricants, Oils & Waxes.....	1,370	701,118	5,078	7,085,747
93 Nonmetallic Fabricated Materials.....	218	12,128	790	51,105
94 Nonmetallic Crude Materials.....	11	1,271	82	37,979
95 Metal Bars, Sheets & Shapes.....	468	46,942	1,072	110,065
96 Ores, Minerals & Their Primary Products.....	29	1,745	94	4,493
99 Miscellaneous.....	1,137	222,449	3,479	536,234
E Real Property, Purchase.....	4	154	9	3,632

METHOD OF PROCUREMENT

Fiscal Year 1982 and Fourth Quarter Fiscal Year 1983 Year to Date

ACTIONS REPORTED IN SUMMARY
ON SF281

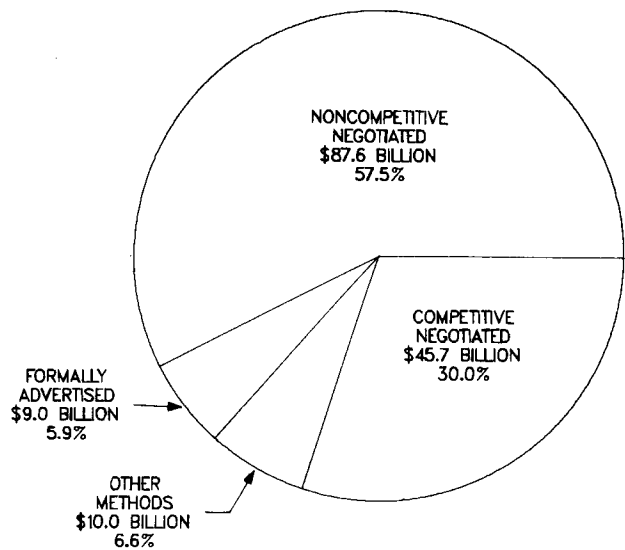
1983 YTD



TOTAL DOLLARS \$15.9
BILLIONS

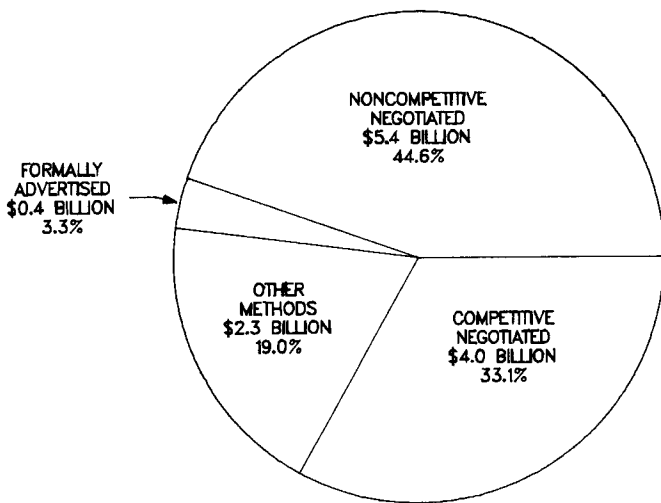
ACTIONS REPORTED INDIVIDUALLY
ON SF279

1983 YTD



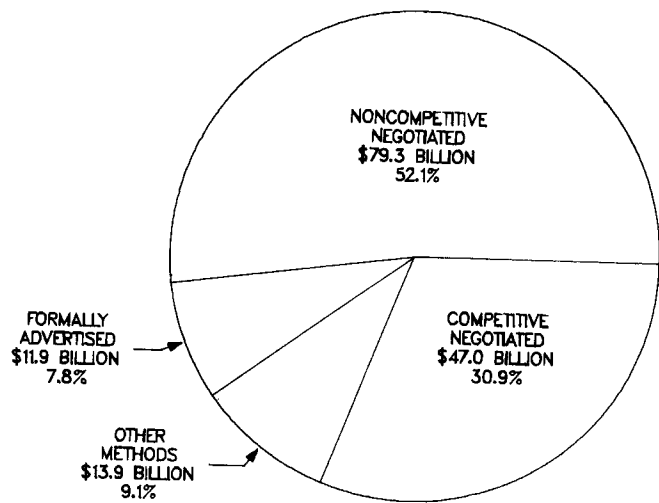
TOTAL DOLLARS \$152.3
BILLIONS

1982



TOTAL DOLLARS \$12.1
BILLIONS

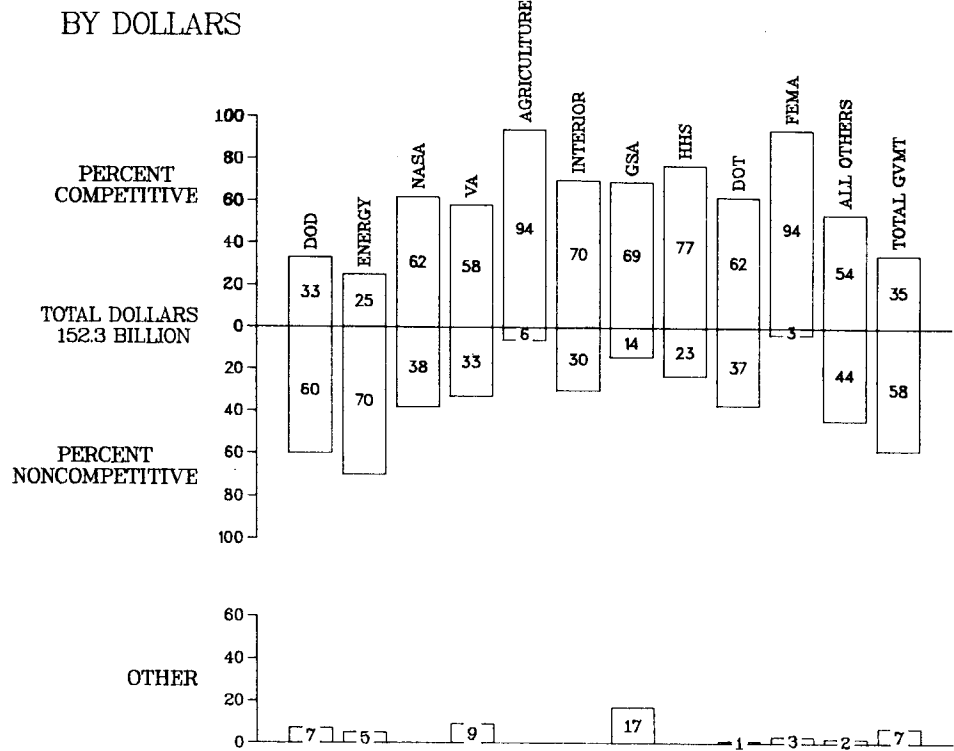
1982



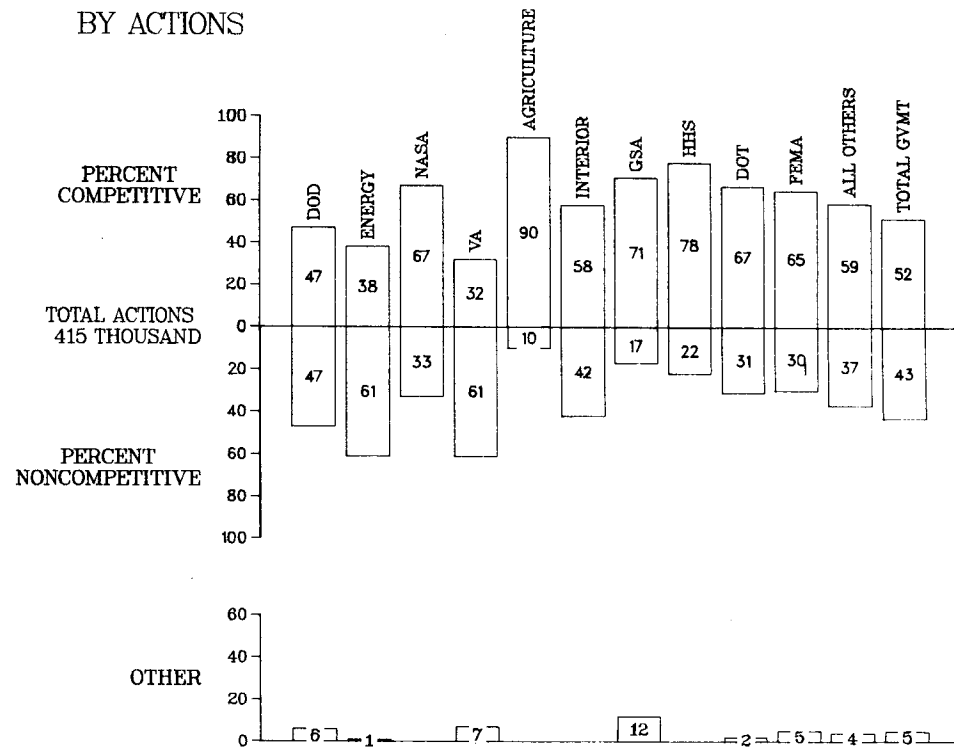
TOTAL DOLLARS \$152.0
BILLIONS

DEGREE OF COMPETITION

Actions Reported Individually on SF279
Fourth Quarter Fiscal Year 1983 Year to Date



COMPETITIVE includes:
Formally Advertised
Negotiated Competitive
NONCOMPETITIVE is:
Negotiated Noncompetitive
OTHER includes:
Directed Contracts for Foreign Governments
Tariff or Regulated Acquisitions



TOP 100 FEDERAL CONTRACTORS

Actions Reported Individually on SF279

Fourth Quarter Fiscal Year 1983 Year to Date

	Number of Procurement Actions	Percent of Actions	Dollars (000)	Percent of Dollars
TOTAL FEDERAL	415,162	100.00	152,335,655	100.00
TOP 100 SUBTOTAL	105,294	25.36	97,176,465	63.79
1 GENERAL DYNAMICS CORPORATION	3,125	.75	6,387,017	4.19
2 MC DONNELL DOUGLAS CORPORATION	2,907	.70	6,330,188	4.16
3 ROCKWELL INTERNATIONAL CORP	2,850	.69	6,265,872	4.11
4 GENERAL ELECTRIC COMPANY	5,615	1.35	4,912,511	3.22
5 BOEING COMPANY INC THE	4,041	.97	4,643,783	3.05
6 UNITED TECHNOLOGIES CORP	5,767	1.39	4,198,311	2.76
7 TENNECO INC	496	.12	3,765,265	2.47
8 LOCKHEED CORPORATION	3,175	.76	3,397,666	2.23
9 HUGHES HOWARD MEDICAL INST	2,771	.67	3,206,655	2.10
10 MARTIN MARIETTA CORPORATION	1,200	.29	2,731,337	1.79
11 RAYTHEON DATA SERVICES	3,233	.78	2,515,030	1.65
12 GRUMMAN CORPORATION	2,451	.59	2,175,376	1.43
13 WESTINGHOUSE ELECTRIC CORP	1,904	.46	2,129,349	1.40
14 LITTON INDUSTRIES INC	1,582	.38	2,069,384	1.36
15 AMERICN TELE TELG CO	4,540	1.09	1,784,092	1.17
16 INTERNATIONAL BUSINESS MACHINE	4,089	.98	1,563,581	1.03
17 FMC CORPORATION	722	.17	1,230,293	.81
18 UNION CARBIDE CORPORATION	302	.07	1,217,403	.80
19 RCA CORPORATION	1,227	.30	1,209,799	.79
20 TRW INC	1,211	.29	1,188,061	.78
21 SPERRY CORPORATION	3,542	.85	1,175,578	.77
22 HONEYWELL INC	2,437	.59	1,133,050	.74
23 ALLIED CORPORATION	1,672	.40	1,037,545	.68
24 DU PONT EI DE NEMOURS AND CO	674	.16	984,738	.65
25 NORTHROP CORPORATION	1,105	.27	915,037	.60
26 UNIVERSITY OF CALIFORNIA	610	.15	876,446	.58
27 GENERAL MOTORS CORPORATION	1,521	.37	826,809	.54
28 EG&G INC	631	.15	826,504	.54
29 PETROLEOS MEXICANOS	3	.00	791,807	.52
30 LTV CORPORATION THE	898	.22	749,050	.49
31 FORD MOTOR COMPANY	644	.16	730,272	.48
32 DOMESTIC UTILITY SUPPLIERS	6	.00	720,895	.47
33 AVCO CORPORATION	919	.22	698,052	.46
34 SINGER COMPANY THE	1,068	.26	692,909	.45
35 TELEDYNE INC	1,344	.32	651,775	.43
36 TEXAS INSTRUMENTS INCORPORATED	846	.20	644,937	.42
37 INTERNATIONAL TEL & TELG CORP	1,140	.27	640,135	.42
38 TEXTRON INC	1,621	.39	633,730	.42
39 GOODYEAR TIRE & RUBBER CO	913	.22	590,719	.39
40 MOTOR OIL HELLAS-CORINTH REFIN	11	.00	587,159	.39
41 GTE CORPORATION	1,075	.26	577,279	.38
42 SUMMA CORPORATION	51	.01	570,305	.37
43 GENERAL TIRE & RUBBER COMPANY	319	.08	569,106	.37
44 AMERICAN MOTORS CORPORATION	199	.05	526,606	.35
45 PAN AMERICAN WORLD AIRWAYS INC	951	.23	482,805	.32
46 MORTON THIKOL INC	195	.05	466,852	.31
47 CALIFORNIA INST TECHNOLOGY	1,022	.25	465,016	.31
48 HARRIS CORPORATION	731	.18	459,003	.30
49 BOUSE MFG CO	18	.00	446,285	.29
50 TODD SHIPYARDS CORPORATION	1,022	.25	442,314	.29

TOP 100 FEDERAL CONTRACTORS—Continued

Actions Reported Individually on SF279
Fourth Quarter Fiscal Year 1983 Year to Date

	Number of Procurement Actions	Percent of Actions	Dollars (000)	Percent of Dollars
51 EATON CORPORATION	500	.12	427,392	.28
52 MORRISON-KNUDSEN COMPANY INC.....	208	.05	412,372	.27
53 ASHLAND OIL INC.....	187	.05	403,567	.26
54 SIGNAL COMPANIES INC THE	2,053	.49	388,642	.26
55 GUAM OIL & REFINING CO.....	6	.00	379,283	.25
56 SANDERS ASSOCIATES INC	573	.14	353,882	.23
57 MOTOROLA INC	1,378	.33	350,665	.23
58 COMPUTER SCIENCES CORPORATION	2,334	.56	349,174	.23
59 E-SYSTEMS INC	625	.15	333,554	.22
60 O R I INC.....	186	.04	327,243	.21
61 ELECTRONIC DATA SYSTEMS CORP.....	341	.08	319,164	.21
62 BENDIX CORPORATION THE.....	1,063	.26	310,013	.20
63 STANDARD OIL COMPANY OF CAL.....	103	.02	309,153	.20
64 HERCULES INCORPORATED.....	151	.04	308,079	.20
65 MASSACHUSETTS ISTITUTE	336	.08	307,295	.20
66 EXXON CORPORATION	177	.04	294,953	.19
67 BURROUGHS CORPORATION.....	830	.20	292,511	.19
68 OGDEN CORPORATION.....	64	.02	290,922	.19
69 CONTROL DATA CORPORATION	1,094	.26	289,419	.19
70 GOULD INC.....	674	.16	281,784	.18
71 UNITED STATES PHILIPS TRUST	563	.14	276,898	.18
72 BATH IRON WORKS CORPORATION.....	381	.09	275,427	.18
73 BATTTELLE MEMORIAL INSTITUTE	395	.10	267,859	.18
74 AEROSPACE CORPORATION THE	64	.02	264,571	.17
75 EMERSON ELECTRIC CO.....	489	.12	256,258	.17
76 PENN CENTRAL CORPORATION THE	734	.18	256,134	.17
77 FAIRCHILD INDUSTRIES INC.....	528	.13	255,052	.17
78 AMERICAN MANAGEMENT SYSTEMS INC	108	.03	254,143	.17
79 CATERPILLAR TRACTOR CO.....	188	.05	247,770	.16
80 UNC RESOURCES INC.....	64	.02	247,461	.16
81 UNIVERSITY OF CHICAGO THE	80	.02	244,343	.16
82 MITRE CORPORATION THE.....	184	.04	243,787	.16
83 CHRYSLER CORPORATION.....	183	.04	242,867	.16
84 RAYTHEON CO.....	24	.01	239,659	.16
85 JOHNS HOPKINS UNIVERSITY.....	99	.02	235,587	.15
86 MASON & HANGER-SILAS MASON CO	71	.02	228,690	.15
87 OSHKOSH TRUCK CORPORATION	71	.02	221,052	.15
88 ASSOCIATED UNIVERSITIES INC	20	.00	209,751	.14
89 WILLIAMS INTERNATIONAL CORP.....	80	.02	199,965	.13
90 ATLANTIC RICHFIELD COMPANY	33	.01	191,000	.13
91 DUCHOSSOIS-THRALL GROUPO INC DEL	77	.02	186,688	.12
92 XEROX CORPORATION	2,017	.49	186,319	.12
93 CENTEX CORPORATION	130	.03	185,180	.12
94 SCIENCE APPLCTN ITL CORP.....	815	.20	184,441	.12
95 HEWLETT-PACKRD CO IC.....	2,279	.55	177,213	.12
96 UNIVERSTS RSRCH ASSCTS INC	12	.00	175,445	.12
97 NI INDUSTRIES INC	74	.02	174,056	.11
98 DIGITAL EQUIPMENT CORPORATION.....	2,203	.53	171,499	.11
99 STONE & WEBSTER INC.....	29	.01	160,728	.11
100 CALTEX PETROLEUM CORPORATION.....	20	.00	153,864	.10

TOTAL FEDERAL SNAPSHOT REPORT

Actions Reported in Summary on SF281

Fourth Quarter Fiscal Year 1983

Part I - Total Prime Acquisition Actions

Acquisition Method	Number of Actions	Net Dollar Amount (000)				
		Total	Small Business Concerns	Large Business Concerns	Educational & Non-Profit Institutions	Outside U.S./ Outlying Areas
1. TOTAL (2+7+8).....	7,191,605	5,550,507				
2. Subtotal (3+4+5+6).....	7,142,492	5,511,264	651,418*	491,752*	32,498*	11,842*
3. Formally Advertised (Including 2 Step).....	213,307	131,363	73,886	50,524	927	6,026
4. Negotiated Competitive.....	2,258,873	1,829,895	208,822*	56,416*	2,461*	2,517*
5. Negotiated Non-Competitive.....	3,890,303	2,539,930	199,307*	121,838*	15,063*	3,047*
6. Procurement Under Another Agency's Contracts.....	780,009	1,010,076	169,403*	262,974*	14,047*	252*
6A. GSA Schedules.....	512,696	738,960	95,484*	198,420*	310*	13*
6B. Another Agency's Contracts.....	267,313	271,116	73,919*	64,554*	13,737*	239*
7. Directed Contracts For Foreign Governments.....	27,272	26,010				
8. Tariff Or Regulated Acquisitions.....	21,841	13,233				

Part II - Statistics on Selected Types of Acquisition

Type of Acquisition	Number of Actions	Net Dollar Amount (000)
9. Small Business Total Set-Asides.....	908,611	615,981
10. Small Business Partial Set-Asides.....	1,168	1,995
11. Total Labor Surplus Area Set-Asides.....	60,651	36,472
12. Total Labor Surplus Area/Small Business Set-Asides.....	131,189	71,853
13. Acquisitions From Minority And Disadvantaged Business Enterprises (13A+13B).....	138,645	121,004
13A. Directed To Large Or Small Minority Business Enterprises.....	133,572	105,844
13B. Small Business - Disadvantaged 8(A).....	5,073	15,160
14. Women-Owned Business.....	16,565	66,920

*DOD DOES NOT REPORT THIS DATA, THEREFORE DOLLARS DO NOT ADD ACROSS AND UP TO EQUAL THE LISTED TOTALS AND SUBTOTALS.

Fourth Quarter Fiscal Year 1983 Year to Date

Part I - Total Prime Acquisition Actions

Acquisition Method	Number of Actions	Net Dollar Amount (000)				
		Total	Small Business Concerns	Large Business Concerns	Educational & Non-Profit Institutions	Outside U.S./ Outlying Areas
1. TOTAL (2+7+8).....	20,773,982	15,861,846				
2. Subtotal (3+4+5+6).....	20,581,113	15,723,000	2,060,100*	1,658,078*	136,462*	27,486*
3. Formally Advertised (Including 2 Step).....	688,735	512,355	292,504	207,484	2,137	10,230
4. Negotiated Competitive.....	6,219,176	5,241,551	728,689*	235,715*	8,188*	5,212*
5. Negotiated Non-Competitive.....	11,494,857	7,427,856	666,884*	440,406*	103,585*	10,780*
6. Procurement Under Another Agency's Contracts.....	2,178,345	2,541,238	372,023*	774,473*	22,552*	1,264*
6A. GSA Schedules.....	1,525,886	2,036,399	256,241*	676,040*	1,380*	30*
6B. Another Agency's Contracts.....	652,459	504,839	115,782*	98,433*	21,172*	1,234*
7. Directed Contracts For Foreign Governments.....	109,121	94,923				
8. Tariff Or Regulated Acquisitions.....	83,748	43,923				

Part II - Statistics on Selected Types of Acquisition

Type of Acquisition	Number of Actions	Net Dollar Amount (000)
9. Small Business Total Set-Asides.....	2,886,381	1,679,218
10. Small Business Partial Set-Asides.....	5,928	6,650
11. Total Labor Surplus Area Set-Asides.....	230,763	116,604
12. Total Labor Surplus Area/Small Business Set-Asides.....	479,498	229,373
13. Acquisitions From Minority And Disadvantaged Business Enterprises (13A+13B).....	423,585	308,994
13A. Directed To Large Or Small Minority Business Enterprises.....	407,235	274,175
13B. Small Business - Disadvantaged 8(A).....	16,926	34,819
14. Women-Owned Business.....	53,772	100,286

*DOD DOES NOT REPORT THIS DATA, THEREFORE DOLLARS DO NOT ADD ACROSS AND UP TO EQUAL THE LISTED TOTALS AND SUBTOTALS.

TOTAL FEDERAL SNAPSHOT REPORT

Actions Reported Individually on SF279

Fourth Quarter Fiscal Year 1983 and Year to Date

	4th Qtr Actions	4th Qtr Dollars (000)	YTD Actions	YTD Dollars (000)	YTD % Actions	YTD % Dollars
TOTAL FEDERAL.....	136,627	36,231,277	415,162	152,335,655	100.000	100.000
TYPE CONTRACTOR						
Bus Concerns.....	123,973	33,478,059	374,231	138,005,665	90.141	90.593
Educational & Non-Profit.....	5,044	788,483	19,038	5,927,810	4.586	3.891
State Loc Gov.....	2,295	278,126	7,551	1,526,856	1.819	1.002
Non-Defined.....	5,315	1,686,609	14,342	6,875,324	3.455	4.513
METHODS OF PROC						
2 Step.....	320	360,797	842	1,324,201	0.203	0.869
Other Formal Adv.....	12,918	2,394,172	43,741	7,692,673	10.536	5.050
Neg Comp.....	63,889	10,909,691	172,037	45,706,558	41.439	30.004
Neg Non-Comp.....	53,328	19,794,074	176,669	87,602,365	42.554	57.506
Dir For Govs.....	1,731	1,365,419	6,663	6,237,258	1.605	4.094
Tariff or Reg.....	4,441	1,407,124	15,210	3,772,600	3.664	2.477
SMALL BUSINESS AWARDS						
Prime.....	57,963	6,872,857	165,524	20,940,367	39.870	13.746
Total Set-Aside.....	24,004	3,074,095	57,755	7,296,466	13.911	4.790
Partial Set-Aside.....	177	10,283	1,682	394,328	0.405	0.259
LABOR SURPLUS AREA						
Total Set-Aside.....	265	117,473	1,334	611,423	0.321	0.401
Partial Set-Aside (DOD Only).....	7	1,995	24	15,747	0.006	0.010
Tie Bid Pref.....	24	1,866	100	4,389	0.024	0.003
Tot LSA Sm Set-Aside.....	2,861	272,208	8,641	941,981	2.081	0.618
Combined Sm Bus Part LSA (DOD Only).....	39	26,824	159	65,138	0.038	0.043
SUB-TOTAL.....	3,196	420,366	10,258	1,638,678	2.471	1.076
No Pref Given.....	133,431	35,810,911	404,904	150,696,977	97.529	98.924
MINORITY & DISADVANT						
Lg Minority.....	703	48,642	1,153	111,556	0.278	0.073
Sm Minority.....	3,474	472,813	9,333	1,213,456	2.248	0.797
Ba Minority.....	3,500	596,991	10,123	1,760,955	2.438	1.156
SUB-TOTAL.....	7,677	1,118,446	20,609	3,085,967	4.964	2.026
WOMEN OWNED.....						
	2,630	207,970	6,600	567,550	1.590	0.373
TYPE OF CONTRACT						
Fixed Price.....	111,620	26,203,436	336,932	105,755,734	81.157	69.423
Cost.....	21,932	9,692,950	68,243	45,347,931	16.438	29.768
Time & Material.....	2,124	241,914	6,807	901,160	1.640	0.592
Labor Hour.....	951	92,977	3,180	330,830	0.766	0.217
Multi Year.....	7,531	2,529,316	12,191	10,611,949	2.936	6.966
SUBJECT TO STAT REQ						
Walsh Healey Mfr.....	53,111	21,389,826	171,888	90,761,972	41.403	59.580
Walsh Healey Dir.....	8,233	877,571	26,184	4,013,857	6.307	2.635
Service Contracts.....	15,540	1,819,742	56,426	8,387,361	13.591	5.506
Davis Bacon.....	16,555	3,460,914	33,179	7,530,625	7.992	4.943
Not Subject To.....	43,188	8,683,224	127,485	41,641,840	30.707	27.336
KIND OF CONTRACT						
Initial Letter.....	298	763,152	843	3,546,457	0.203	2.328
Def Supersd Ltr.....	152	1,082,028	497	4,517,498	0.120	2.965
Definitive.....	45,145	12,993,909	120,971	44,143,236	29.138	28.978
Internal Order.....	36,060	6,550,466	126,169	21,221,971	30.390	13.931
Modification.....	43,382	14,474,937	129,501	77,730,388	31.193	51.026
GSA Schedule.....	9,746	483,546	32,203	1,906,296	7.757	1.251
External Order.....	1,304	36,360	3,220	161,518	0.776	0.106
Term For Default.....	30	3,529	132	4,582	0.032	0.003
Term For Conven.....	510	-156,650	1,626	-896,291	0.392	-0.588
PRODUCT OR SERVICE						
Supplies & Equipment.....	57,035	18,482,937	183,351	80,683,933	44.164	52.965
Research & Development.....	10,185	4,190,996	32,997	21,632,176	7.948	14.200
Construction.....	20,117	4,481,175	40,834	10,108,957	9.836	6.636
Architect Engineer.....	3,237	593,902	8,046	1,750,052	1.938	1.149
Automatic Data Processing Services.....	2,816	288,177	8,213	1,412,362	1.978	0.927
ADP Equipment, Purchase & Lease.....	7,609	748,760	19,075	2,218,723	4.595	1.456
Real Property, Purchase & Lease.....	133	8,925	1,159	157,094	0.279	0.103
Other Services.....	35,495	7,436,405	121,487	34,372,358	29.263	22.564
Consultant Services.....	486	36,832	1,491	119,282	0.359	0.078

EXECUTIVE OFFICE OF THE PRESIDENT SNAPSHOT REPORT

Actions Reported in Summary on SF281

Fourth Quarter Fiscal Year 1983

Part I - Total Prime Acquisition Actions

Acquisition Method	Number of Actions	Net Dollar Amount (000)				
		Total	Small Business Concerns	Large Business Concerns	Educational & Non-Profit Institutions	Outside U.S./ Outlying Areas
1. TOTAL (2+7+8).....	649	786				
2. Subtotal (3+4+5+6).....	649	786	483	303	0	0
3. Formally Advertised (Including 2 Step).....	0	0	0	0	0	0
4. Negotiated Competitive.....	21	88	51	37	0	0
5. Negotiated Non-Competitive.....	406	394	289	105	0	0
6. Procurement Under Another Agency's Contracts.....	222	304	143	161	0	0
6A. GSA Schedules.....	208	291	143	148	0	0
6B. Another Agency's Contracts.....	14	13	0	13	0	0
7. Directed Contracts For Foreign Governments.....	0	0				
8. Tariff Or Regulated Acquisitions.....	0	0				

Part II - Statistics on Selected Types of Acquisition

Type of Acquisition	Number of Actions	Net Dollar Amount (000)
9. Small Business Total Set-Asides.....	8	20
10. Small Business Partial Set-Asides.....	0	0
11. Total Labor Surplus Area Set-Asides.....	0	0
12. Total Labor Surplus Area/Small Business Set-Asides.....	0	0
13. Acquisitions From Minority And Disadvantaged Business Enterprises (13A + 13B).....	0	0
13A. Directed To Large Or Small Minority Business Enterprises.....	0	0
13B. Small Business - Disadvantaged 8(A).....	0	0
14. Women-Owned Business.....	2	8

Fourth Quarter Fiscal Year 1983 Year to Date

Part I - Total Prime Acquisition Actions

Acquisition Method	Number of Actions	Net Dollar Amount (000)				
		Total	Small Business Concerns	Large Business Concerns	Educational & Non-Profit Institutions	Outside U.S./ Outlying Areas
1. TOTAL (2+7+8).....	1,221	1,890				
2. Subtotal (3+4+5+6).....	1,221	1,890	1,034	856	0	0
3. Formally Advertised (Including 2 Step).....	0	0	0	0	0	0
4. Negotiated Competitive.....	37	134	84	50	0	0
5. Negotiated Non-Competitive.....	759	953	665	288	0	0
6. Procurement Under Another Agency's Contracts.....	425	803	285	518	0	0
6A. GSA Schedules.....	397	750	265	485	0	0
6B. Another Agency's Contracts.....	28	53	20	33	0	0
7. Directed Contracts For Foreign Governments.....	0	0				
8. Tariff Or Regulated Acquisitions.....	0	0				

Part II - Statistics on Selected Types of Acquisition

Type of Acquisition	Number of Actions	Net Dollar Amount (000)
9. Small Business Total Set-Asides.....	8	20
10. Small Business Partial Set-Asides.....	0	0
11. Total Labor Surplus Area Set-Asides.....	0	0
12. Total Labor Surplus Area/Small Business Set-Asides.....	0	0
13. Acquisitions From Minority And Disadvantaged Business Enterprises (13A + 13B).....	1	10
13A. Directed To Large Or Small Minority Business Enterprises.....	1	10
13B. Small Business - Disadvantaged 8(A).....	0	0
14. Women-Owned Business.....	3	14

EXECUTIVE OFFICE OF THE PRESIDENT SNAPSHOT REPORT

Actions Reported Individually on SF279
Fourth Quarter Fiscal Year 1983 and Year to Date

	4th Qtr Actions	4th Qtr Dollars (000)	YTD Actions	YTD Dollars (000)	YTD % Actions	YTD % Dollars
Executive Office of the President.....	80	2,800	198	11,297	100.000	100.000
TYPE CONTRACTOR						
Bus Concerns.....	75	2,579	187	10,698	94.444	94.698
Educational & Non-Profit.....	4	120	10	498	5.051	4.408
State Loc Gov.....	1	101	1	101	0.505	0.894
Non-Defined.....	0	0	0	0	0.000	0.000
METHODS OF PROC						
2 Step.....	0	0	0	0	0.000	0.000
Other Formal Adv.....	0	0	0	0	0.000	0.000
Neg Comp.....	45	1,827	93	3,884	46.970	34.381
Neg Non-Comp.....	35	973	105	7,413	53.030	65.619
Dir For Govs.....	0	0	0	0	0.000	0.000
Tariff or Reg.....	0	0	0	0	0.000	0.000
SMALL BUSINESS AWARDS						
Prime.....	14	345	56	2,057	28.283	18.208
Total Set-Aside.....	0	0	0	0	0.000	0.000
Partial Set-Aside.....	0	0	0	0	0.000	0.000
LABOR SURPLUS AREA						
Total Set-Aside.....	0	0	0	0	0.000	0.000
Tie Bid Pref.....	0	0	0	0	0.000	0.000
Tot LSA Sm Set-Aside.....	0	0	0	0	0.000	0.000
SUB-TOTAL.....	0	0	0	0	0.000	0.000
No Pref Given.....	80	2,800	198	11,297	100.000	100.000
MINORITY & DISADVANT						
Lg Minority.....	0	0	0	0	0.000	0.000
Sm Minority.....	0	0	4	126	2.020	1.115
8a Minority.....	0	0	1	114	0.505	1.009
SUB-TOTAL.....	0	0	5	240	2.525	2.124
WOMEN OWNED						
.....	1	14	7	146	3.535	1.292
TYPE OF CONTRACT						
Fixed Price.....	73	2,730	179	9,477	90.404	83.890
Cost.....	6	28	18	1,778	9.091	15.739
Time & Material.....	1	42	1	42	0.505	0.372
Labor Hour.....	0	0	0	0	0.000	0.000
Multi Year.....	6	238	12	1,723	6.061	15.252
SUBJECT TO STAT REQ						
Walsh Healey Mfr.....	26	1,430	60	5,087	30.303	45.030
Walsh Healey Dir.....	16	373	26	694	13.131	6.143
Service Contracts.....	30	678	96	4,771	48.485	42.232
Davis Bacon.....	0	0	0	0	0.000	0.000
Not Subject To.....	8	319	16	745	8.081	6.595
KIND OF CONTRACT						
Initial Letter.....	0	0	0	0	0.000	0.000
Def Supersd Ltr.....	0	0	1	14	0.505	0.124
Definitive.....	12	430	49	1,893	24.747	16.757
Internal Order.....	3	116	6	195	3.030	1.726
Modification.....	32	613	60	4,925	30.303	43.596
GSA Schedule.....	33	1,641	81	4,253	40.909	37.647
External Order.....	0	0	1	17	0.505	0.150
Term For Default.....	0	0	0	0	0.000	0.000
Term For Conven.....	0	0	0	0	0.000	0.000
PRODUCT OR SERVICE						
Supplies & Equipment.....	12	797	23	1,190	11.616	10.534
Research & Development.....	0	0	0	0	0.000	0.000
Construction.....	0	0	0	0	0.000	0.000
Architect Engineer.....	0	0	0	0	0.000	0.000
Automatic Data Processing Services.....	25	641	44	3,493	22.222	30.920
ADP Equipment, Purchase & Lease.....	20	744	35	2,471	17.677	21.873
Real Property, Purchase & Lease.....	0	0	1	14	0.505	0.124
Other Services.....	23	618	95	4,129	47.980	36.550
Consultant Services.....	1	-17	9	255	4.545	2.257

DEPARTMENT OF AGRICULTURE SNAPSHOT REPORT

Actions Reported in Summary on SF281

Fourth Quarter Fiscal Year 1983

Part I - Total Prime Acquisition Actions

Acquisition Method	Number of Actions	Net Dollar Amount (000)				
		Total	Small Business Concerns	Large Business Concerns	Educational & Non-Profit Institutions	Outside U.S./ Outlying Areas
1. TOTAL (2+7+8).....	224,915	110,037				
2. Subtotal (3+4+5+6).....	218,302	108,839	79,125	27,930	1,652	132
3. Formally Advertised (Including 2 Step).....	438	3,512	3,363	148	1	0
4. Negotiated Competitive.....	49,392	48,020	41,350	6,098	496	76
5. Negotiated Non-Competitive.....	144,839	24,516	20,371	3,095	994	56
6. Procurement Under Another Agency's Contracts.....	23,633	32,791	14,041	18,589	161	0
6A. GSA Schedules.....	20,651	28,476	12,009	16,420	47	0
6B. Another Agency's Contracts.....	2,982	4,315	2,032	2,169	114	0
7. Directed Contracts For Foreign Governments.....	0	0				0
8. Tariff Or Regulated Acquisitions.....	6,613	1,198				

Part II - Statistics on Selected Types of Acquisition

Type of Acquisition	Number of Actions	Net Dollar Amount (000)
9. Small Business Total Set-Asides.....	133,805	51,338
10. Small Business Partial Set-Asides.....	146	92
11. Total Labor Surplus Area Set-Asides.....	1,990	1,335
12. Total Labor Surplus Area/Small Business Set-Asides.....	4,933	5,015
13. Acquisitions From Minority And Disadvantaged Business Enterprises (13A + 13B).....	2,693	2,227
13A. Directed To Large Or Small Minority Business Enterprises.....	2,468	1,665
13B. Small Business - Disadvantaged 8(A).....	225	562
14. Women-Owned Business.....	1,078	703

Fourth Quarter Fiscal Year 1983 Year to Date

Part I - Total Prime Acquisition Actions

Acquisition Method	Number of Actions	Net Dollar Amount (000)				
		Total	Small Business Concerns	Large Business Concerns	Educational & Non-Profit Institutions	Outside U.S./ Outlying Areas
1. TOTAL (2+7+8).....	725,822	301,024				
2. Subtotal (3+4+5+6).....	700,557	296,679	206,899	83,749	5,520	511
3. Formally Advertised (Including 2 Step).....	884	5,723	5,487	211	25	0
4. Negotiated Competitive.....	159,068	122,083	103,873	16,548	1,490	172
5. Negotiated Non-Competitive.....	464,461	82,139	64,788	13,598	3,416	337
6. Procurement Under Another Agency's Contracts.....	76,144	86,734	32,751	53,392	589	2
6A. GSA Schedules.....	60,177	75,694	26,607	49,017	70	0
6B. Another Agency's Contracts.....	15,967	11,040	6,144	4,375	519	2
7. Directed Contracts For Foreign Governments.....	1	1				
8. Tariff Or Regulated Acquisitions.....	25,264	4,344				

Part II - Statistics on Selected Types of Acquisition

Type of Acquisition	Number of Actions	Net Dollar Amount (000)
9. Small Business Total Set-Asides.....	403,478	122,923
10. Small Business Partial Set-Asides.....	1,025	769
11. Total Labor Surplus Area Set-Asides.....	6,615	3,828
12. Total Labor Surplus Area/Small Business Set-Asides.....	23,724	13,282
13. Acquisitions From Minority And Disadvantaged Business Enterprises (13A + 13B).....	8,474	5,359
13A. Directed To Large Or Small Minority Business Enterprises.....	8,111	4,599
13B. Small Business - Disadvantaged 8(A).....	363	760
14. Women-Owned Business.....	2,503	1,772

DEPARTMENT OF AGRICULTURE SNAPSHOT REPORT

Actions Reported Individually on SF279
 Fourth Quarter Fiscal Year 1983 and Year to Date

	4th Qtr Actions	4th Qtr Dollars (000)	YTD Actions	YTD Dollars (000)	YTD % Actions	YTD % Dollars
Department of Agriculture	3,758	392,863	13,181	1,484,365	100.000	100.000
TYPE CONTRACTOR						
Bus Concerns	3,706	389,231	12,884	1,438,322	97.747	96.898
Educational & Non-Profit	13	1,007	60	10,745	0.455	0.724
State Loc Gov	37	846	229	32,073	1.737	2.161
Non-Defined	2	1,779	8	3,225	0.061	0.217
METHODS OF PROC						
2 Step	2	49	2	49	0.015	0.003
Other Formal Adv	741	245,802	3,122	963,844	23.686	64.933
Neg Comp	2,721	129,790	8,782	430,770	66.626	29.020
Neg Non-Comp	294	17,222	1,272	89,664	9.650	6.041
Dir For Govs	0	0	1	14	0.008	0.001
Tariff or Reg	0	0	2	24	0.015	0.002
SMALL BUSINESS AWARDS						
Prime	3,143	219,593	10,214	804,103	77.490	54.172
Total Set-Aside	984	45,722	3,087	135,068	23.420	9.099
Partial Set-Aside	8	5,266	93	26,027	0.706	1.753
LABOR SURPLUS AREA						
Total Set-Aside	19	2,326	77	9,221	0.584	0.621
Tie Bid Pref	0	0	6	376	0.046	0.025
Tot LSA Sm Set-Aside	1,347	41,734	3,458	107,477	26.235	7.241
SUB-TOTAL	1,366	44,060	3,541	117,074	26.864	7.887
No Pref Given	2,392	348,803	9,640	1,367,291	73.136	92.113
MINORITY & DISADVANT						
Lg Minority	5	245	48	1,598	0.364	0.108
Sm Minority	108	4,266	338	9,241	2.564	0.623
8a Minority	114	8,183	386	28,299	2.928	1.906
SUB-TOTAL	227	12,694	772	39,138	5.857	2.637
WOMEN OWNED						
	180	7,972	506	24,144	3.839	1.627
TYPE OF CONTRACT						
Fixed Price	3,730	389,943	12,968	1,431,838	98.384	96.461
Cost	17	2,443	141	50,147	1.070	3.378
Time & Material	2	64	14	305	0.106	0.021
Labor Hour	9	413	58	2,075	0.440	0.140
Multi Year	0	0	0	0	0.000	0.000
SUBJECT TO STAT REQ						
Walsh Healey Mfr	390	15,725	1,472	93,390	11.168	6.292
Walsh Healey Dir	208	30,011	735	53,032	5.576	3.573
Service Contracts	1,554	31,261	5,229	157,426	39.671	10.606
Davis Bacon	877	59,686	2,057	131,578	15.606	8.864
Not Subject To	729	256,180	3,688	1,048,939	27.980	70.666
KIND OF CONTRACT						
Initial Letter	3	104	4	116	0.030	0.008
Def Supersed Ltr	2	21	2	21	0.015	0.001
Definitive	2,925	375,244	9,164	1,338,587	69.524	90.180
Internal Order	23	1,560	139	3,960	1.055	0.267
Modification	536	8,423	2,523	105,714	19.141	7.122
GSA Schedule	246	7,741	1,223	35,707	9.279	2.406
External Order	1	18	43	1,521	0.326	0.102
Term For Default	18	-240	62	-878	0.470	-0.059
Term For Conven	4	-8	21	-393	0.159	-0.026
PRODUCT OR SERVICE						
Supplies & Equipment	1,017	266,701	3,949	1,061,514	29.960	71.513
Research & Development	10	331	48	5,356	0.364	0.361
Construction	1,024	63,023	2,443	155,600	18.534	10.483
Architect Engineer	78	1,377	202	3,096	1.533	0.209
Automatic Data Processing Services	20	1,354	149	8,909	1.130	0.600
ADP Equipment, Purchase & Lease	120	27,915	678	51,148	5.144	3.446
Real Property, Purchase & Lease	33	774	552	14,507	4.188	0.977
Other Services	1,456	31,388	5,160	184,235	39.147	12.412
Consultant Services	10	722	33	5,294	0.250	0.357

DEPARTMENT OF COMMERCE SNAPSHOT REPORT

Actions Reported in Summary on SF281

Fourth Quarter Fiscal Year 1983

Part I - Total Prime Acquisition Actions

Acquisition Method	Number of Actions	Net Dollar Amount (000)				
		Total	Small Business Concerns	Large Business Concerns	Educational & Non-Profit Institutions	Outside U.S./ Outlying Areas
1. TOTAL (2+7+8).....	14,760	14,838				
2. Subtotal (3+4+5+6).....	14,760	14,838	10,505	3,948		
3. Formally Advertised (Including 2 Step).....	79	124	88	34	348	37
4. Negotiated Competitive.....	3,682	4,776	4,043	710	2	0
5. Negotiated Non-Competitive.....	8,768	6,091	4,527	1,215	12	11
6. Procurement Under Another Agency's Contracts.....	2,231	3,847	1,847	1,989	323	26
6A. GSA Schedules.....	2,124	3,684	1,718	1,966	11	0
6B. Another Agency's Contracts.....	107	163	129	23	0	0
7. Directed Contracts For Foreign Governments.....	0	0			11	0
8. Tariff Or Regulated Acquisitions.....	0	0				0

Part II - Statistics on Selected Types of Acquisition

Type of Acquisition	Number of Actions	Net Dollar Amount (000)
9. Small Business Total Set-Asides.....	2,411	3,560
10. Small Business Partial Set-Asides.....	26	12
11. Total Labor Surplus Area Set-Asides.....	74	98
12. Total Labor Surplus Area/Small Business Set-Asides.....	45	49
13. Acquisitions From Minority And Disadvantaged Business Enterprises (13A+13B).....	664	847
13A. Directed To Large Or Small Minority Business Enterprises.....	637	772
13B. Small Business - Disadvantaged 8(A).....	27	75
14. Women-Owned Business.....	271	325

Fourth Quarter Fiscal Year 1983 Year to Date

Part I - Total Prime Acquisition Actions

Acquisition Method	Number of Actions	Net Dollar Amount (000)				
		Total	Small Business Concerns	Large Business Concerns	Educational & Non-Profit Institutions	Outside U.S./ Outlying Areas
1. TOTAL (2+7+8).....	39,723	40,198				
2. Subtotal (3+4+5+6).....	39,723	40,198	26,463	12,522	997	216
3. Formally Advertised (Including 2 Step).....	169	391	247	142	2	0
4. Negotiated Competitive.....	7,514	10,732	8,973	1,694	30	35
5. Negotiated Non-Competitive.....	25,570	17,743	13,029	3,624	909	181
6. Procurement Under Another Agency's Contracts.....	6,470	11,332	4,214	7,062	56	0
6A. GSA Schedules.....	6,252	10,974	3,979	6,992	3	0
6B. Another Agency's Contracts.....	218	358	235	70	53	0
7. Directed Contracts For Foreign Governments.....	0	0				0
8. Tariff Or Regulated Acquisitions.....	0	0				0

Part II - Statistics on Selected Types of Acquisition

Type of Acquisition	Number of Actions	Net Dollar Amount (000)
9. Small Business Total Set-Asides.....	3,696	5,542
10. Small Business Partial Set-Asides.....	29	25
11. Total Labor Surplus Area Set-Asides.....	74	98
12. Total Labor Surplus Area/Small Business Set-Asides.....	47	56
13. Acquisitions From Minority And Disadvantaged Business Enterprises (13A+13B).....	1,112	1,403
13A. Directed To Large Or Small Minority Business Enterprises.....	1,030	1,289
13B. Small Business - Disadvantaged 8(A).....	82	114
14. Women-Owned Business.....	571	724

DEPARTMENT OF COMMERCE SNAPSHOT REPORT

Actions Reported Individually on SF279

Fourth Quarter Fiscal Year 1983 and Year to Date

	4th Qtr Actions	4th Qtr Dollars (000)	YTD Actions	YTD Dollars (000)	YTD % Actions	YTD % Dollars
Department of Commerce	318	24,311	1,511	136,748	100.000	100.000
TYPE CONTRACTOR						
Bus Concerns	286	19,655	1,421	126,220	94.044	92.301
Educational & Non-Profit	22	3,996	62	9,066	4.103	6.630
State Loc Gov	9	624	24	1,347	1.588	0.985
Non-Defined	1	36	4	115	0.265	0.084
METHODS OF PROC						
2 Step	1	35	3	115	0.199	0.084
Other Formal Adv	47	2,069	129	10,538	8.537	7.706
Neg Comp	166	11,683	922	76,876	61.019	56.217
Neg Non-Comp	104	10,524	456	49,198	30.179	35.977
Dir For Govs	0	0	0	0	0.000	0.000
Tariff or Reg	0	0	1	21	0.066	0.015
SMALL BUSINESS AWARDS						
Prime	138	7,176	717	52,110	47.452	38.107
Total Set-Aside	9	375	50	3,448	3.309	2.521
Partial Set-Aside	0	0	1	1,218	0.066	0.891
LABOR SURPLUS AREA						
Total Set-Aside	2	221	4	993	0.265	0.726
Tie Bid Pref	0	0	0	0	0.000	0.000
Tot LSA Sm Set-Aside	3	649	3	649	0.199	0.475
Combined Sm Bus Part LSA (DOD Only)	1	148	1	148	0.066	0.108
SUB-TOTAL	6	1,018	8	1,790	0.529	1.309
No Pref Given	312	23,293	1,503	134,958	99.471	98.691
MINORITY & DISADVANT						
Lg Minority	2	328	3	343	0.199	0.251
Sm Minority	10	939	29	2,217	1.919	1.621
8a Minority	18	1,400	110	13,539	7.280	9.901
SUB-TOTAL	30	2,667	142	16,099	9.398	11.773
WOMEN OWNED						
	2	136	15	2,424	0.993	1.773
TYPE OF CONTRACT						
Fixed Price	266	19,016	1,302	106,884	86.168	78.161
Cost	44	4,533	160	26,998	10.589	19.743
Time & Material	4	387	27	1,462	1.787	1.069
Labor Hour	4	375	22	1,404	1.456	1.027
Multi Year	20	2,536	89	19,630	5.890	14.355
SUBJECT TO STAT REQ						
Walsh Healey Mfr	134	8,275	612	42,838	40.503	31.326
Walsh Healey Dir	34	2,978	181	10,200	11.979	7.459
Service Contracts	39	5,377	328	37,571	21.707	27.475
Davis Bacon	4	223	15	7,631	0.993	5.580
Not Subject To	107	7,458	375	38,508	24.818	28.160
KIND OF CONTRACT						
Initial Letter	0	0	6	845	0.397	0.618
Def Supersd Ltr	2	65	3	95	0.199	0.069
Definitive	134	12,682	424	44,460	28.061	32.512
Internal Order	5	111	21	1,783	1.390	1.304
Modification	88	8,043	376	63,927	24.884	46.748
GSA Schedule	88	3,400	657	23,943	43.481	17.509
External Order	1	10	23	1,662	1.522	1.215
Term For Default	0	0	0	0	0.000	0.000
Term For Conven	0	0	1	33	0.066	0.024
PRODUCT OR SERVICE						
Supplies & Equipment	105	4,962	422	18,523	27.929	13.545
Research & Development	9	837	32	3,349	2.118	2.449
Construction	4	223	15	7,631	0.993	5.580
Architect Engineer	1	30	3	67	0.199	0.049
Automatic Data Processing Services	23	2,262	151	26,976	9.993	19.727
ADP Equipment, Purchase & Lease	81	4,980	424	33,161	28.061	24.250
Real Property, Purchase & Lease	2	52	5	3,475	0.331	2.541
Other Services	93	10,965	459	43,566	30.377	31.859
Consultant Services	11	1,636	31	3,503	2.052	2.562

DEPARTMENT OF DEFENSE SNAPSHOT REPORT

Actions Reported in Summary on SF281

Fourth Quarter Fiscal Year 1983

Part I - Total Prime Acquisition Actions

Acquisition Method	Number of Actions	Net Dollar Amount (000)				
		Total	Small Business Concerns	Large Business Concerns	Educational & Non-Profit Institutions	Outside U.S./ Outlying Areas
1. TOTAL (2+7+8).....	5,414,754	4,460,197				
2. Subtotal (3+4+5+6).....	5,387,496	4,434,194	0*	0*	0*	0*
3. Formally Advertised (Including 2 Step).....	204,260	110,440	58,680	45,023	865	5,872
4. Negotiated Competitive.....	1,862,395	1,559,679	0*	0*	0*	0*
5. Negotiated Non-Competitive.....	2,947,906	2,200,675	0*	0*	0*	0*
6. Procurement Under Another Agency's Contracts.....	372,935	563,400	0*	0*	0*	0*
6A. GSA Schedules.....	260,684	444,733	0*	0*	0*	0*
6B. Another Agency's Contracts.....	112,251	118,667	0*	0*	0*	0*
7. Directed Contracts For Foreign Governments.....	27,258	26,003				
8. Tariff Or Regulated Acquisitions.....	0	0				

Part II - Statistics on Selected Types of Acquisition

Type of Acquisition	Number of Actions	Net Dollar Amount (000)
9. Small Business Total Set-Asides.....	327,758	335,393
10. Small Business Partial Set-Asides.....	0	0
11. Total Labor Surplus Area Set-Asides.....	3,168	4,403
12. Total Labor Surplus Area/Small Business Set-Asides.....	0	0
13. Acquisitions From Minority And Disadvantaged Business Enterprises (13A+13B).....	93,889	81,014
13A. Directed To Large Or Small Minority Business Enterprises.....	90,596	70,901
13B. Small Business - Disadvantaged 8(A).....	3,293	10,113
14. Women-Owned Business.....	0	0

*DOD DOES NOT REPORT THIS DATA, THEREFORE DOLLARS DO NOT ADD ACROSS AND UP TO EQUAL THE LISTED TOTALS AND SUBTOTALS.

Fourth Quarter Fiscal Year 1983 Year to Date

Part I - Total Prime Acquisition Actions

Acquisition Method	Number of Actions	Net Dollar Amount (000)				
		Total	Small Business Concerns	Large Business Concerns	Educational & Non-Profit Institutions	Outside U.S./ Outlying Areas
1. TOTAL (2+7+8).....	14,525,103	12,240,849				
2. Subtotal (3+4+5+6).....	14,416,034	12,145,983	0*	0*	0*	0*
3. Formally Advertised (Including 2 Step).....	612,080	305,109	173,357	119,937	1,956	9,859
4. Negotiated Competitive.....	4,752,295	4,263,747	0*	0*	0*	0*
5. Negotiated Non-Competitive.....	8,070,370	6,206,201	0*	0*	0*	0*
6. Procurement Under Another Agency's Contracts.....	981,289	1,370,926	0*	0*	0*	0*
6A. GSA Schedules.....	693,401	1,102,708	0*	0*	0*	0*
6B. Another Agency's Contracts.....	287,888	268,218	0*	0*	0*	0*
7. Directed Contracts For Foreign Governments.....	109,069	94,866				
8. Tariff Or Regulated Acquisitions.....	0	0				

Part II - Statistics on Selected Types of Acquisition

Type of Acquisition	Number of Actions	Net Dollar Amount (000)
9. Small Business Total Set-Asides.....	960,440	848,332
10. Small Business Partial Set-Asides.....	0	0
11. Total Labor Surplus Area Set-Asides.....	7,068	11,307
12. Total Labor Surplus Area/Small Business Set-Asides.....	0	0
13. Acquisitions From Minority And Disadvantaged Business Enterprises (13A+13B).....	263,053	209,751
13A. Directed To Large Or Small Minority Business Enterprises.....	251,377	186,487
13B. Small Business - Disadvantaged 8(A).....	11,676	23,264
14. Women-Owned Business.....	0	0

*DOD DOES NOT REPORT THIS DATA, THEREFORE DOLLARS DO NOT ADD ACROSS AND UP TO EQUAL THE LISTED TOTALS AND SUBTOTALS.

DEPARTMENT OF DEFENSE SNAPSHOT REPORT

Actions Reported Individually on SF279

Fourth Quarter Fiscal Year 1983 and Year to Date

	4th Qtr Actions	4th Qtr Dollars (000)	YTD Actions	YTD Dollars (000)	YTD % Actions	YTD % Dollars
Department of Defense	73,985	29,612,237	238,258	123,221,419	100.000	100.000
TYPE CONTRACTOR						
Bus Concerns	67,095	27,991,112	217,363	115,216,879	91.230	93.504
Educational & Non-Profit	1,752	304,237	7,053	2,059,221	2.960	1.671
State Loc Gov.	3	231	3	231	0.001	0.000
Non-Defined	5,135	1,316,657	13,839	5,945,088	5.808	4.825
METHODS OF PROC						
2 Step	262	321,102	666	1,239,256	0.280	1.006
Other Formal Adv	5,252	1,565,753	17,862	5,358,093	7.497	4.348
Neg Comp	31,082	7,792,443	92,160	33,908,390	38.681	27.518
Neg Non-Comp	33,727	17,293,604	112,820	73,736,853	47.352	59.841
Dir For Govs	1,730	1,365,385	6,659	6,236,984	2.795	5.062
Tariff or Reg.	1,932	1,273,950	8,091	2,741,843	3.396	2.225
SMALL BUSINESS AWARDS						
Prime	26,834	5,432,279	78,573	16,368,807	32.978	13.284
Total Set-Aside	13,668	2,661,543	34,000	6,199,028	14.270	5.031
Partial Set-Aside	1	81	1,013	350,172	0.425	0.284
LABOR SURPLUS AREA						
Total Set-Aside	6	4,909	415	73,486	0.174	0.060
Partial Set-Aside (DOD Only)	7	1,995	24	15,747	0.010	0.013
Tie Bid Pref	0	0	0	0	0.000	0.000
Tot LSA Sm Set-Aside	444	130,896	1,643	553,978	0.690	0.450
Combined Sm Bus Part LSA (DOD Only)	38	26,676	158	64,990	0.066	0.053
SUB-TOTAL	495	164,476	2,240	708,201	0.940	0.575
No Pref Given	73,490	29,447,761	236,018	122,513,218	99.060	99.425
MINORITY & DISADVANT						
Lg Minority	1	47	7	566	0.003	0.000
Sm Minority	1,819	397,075	4,824	927,028	2.025	0.752
8a Minority	1,355	400,438	3,693	1,205,089	1.550	0.978
SUB-TOTAL	3,175	797,560	8,524	2,132,683	3.578	1.731
WOMEN OWNED						
.....	986	143,492	2,626	375,837	1.102	0.305
TYPE OF CONTRACT						
Fixed Price	60,950	23,110,467	194,075	95,176,228	81.456	77.240
Cost	11,017	6,236,505	37,526	27,026,967	15.750	21.934
Time & Material	1,636	218,202	5,276	826,186	2.214	0.670
Labor Hour	382	47,063	1,381	192,038	0.580	0.156
Multi Year	603	1,890,028	2,071	9,063,464	0.869	7.355
SUBJECT TO STAT REQ						
Walsh Healey Mfr	38,690	20,383,817	128,979	86,887,263	54.134	70.513
Walsh Healey Dir	3,500	650,630	12,266	3,050,012	5.148	2.475
Service Contracts	4,131	880,770	16,032	4,505,251	6.729	3.656
Davis Bacon	7,973	2,557,937	15,118	5,385,625	6.345	4.371
Not Subject To	19,691	5,139,083	65,863	23,393,268	27.644	18.985
KIND OF CONTRACT						
Initial Letter	175	718,039	518	3,473,908	0.217	2.819
Def Supersd Ltr	123	1,070,615	407	4,494,239	0.171	3.647
Definitive	27,906	10,745,861	75,914	38,078,706	31.862	30.903
Internal Order	22,324	6,120,562	75,859	19,740,310	31.839	16.020
Modification	18,920	10,788,137	68,766	57,051,356	28.862	46.300
GSA Schedule	3,989	321,665	14,918	1,253,099	6.261	1.017
External Order	63	3,319	326	21,284	0.137	0.017
Term For Default	0	0	0	0	0.000	0.000
Term For Conven	485	-155,961	1,550	-891,483	0.651	-0.723
PRODUCT OR SERVICE						
Supplies & Equipment	36,739	17,014,605	124,012	76,191,880	52.049	61.833
Research & Development	6,118	3,116,294	21,109	16,205,951	8.860	13.152
Construction	10,932	3,515,213	21,126	7,695,587	8.867	6.245
Architect Engineer	1,652	344,466	4,967	1,189,124	2.085	0.965
Automatic Data Processing Services	749	143,764	2,566	566,359	1.077	0.460
ADP Equipment, Purchase & Lease	2,679	520,488	8,587	1,585,815	3.604	1.287
Real Property, Purchase & Lease	28	4,548	149	68,656	0.063	0.056
Other Services	15,088	4,952,859	55,742	19,718,047	23.396	16.002
Consultant Services	50	13,788	140	21,993	0.059	0.018

DEPARTMENT OF EDUCATION SNAPSHOT REPORT

Actions Reported in Summary on SF281

Fourth Quarter Fiscal Year 1983

Part I - Total Prime Acquisition Actions

Acquisition Method	Number of Actions	Net Dollar Amount (000)				
		Total	Small Business Concerns	Large Business Concerns	Educational & Non-Profit Institutions	Outside U.S./ Outlying Areas
1. TOTAL (2+7+8).....	557	505				
2. Subtotal (3+4+5+6).....	557	505	345	127	33	0
3. Formally Advertised (Including 2 Step).....	1	5	5	0	0	0
4. Negotiated Competitive.....	28	102	93	2	7	0
5. Negotiated Non-Competitive.....	437	230	151	62	17	0
6. Procurement Under Another Agency's Contracts.....	91	168	96	63	9	0
6A. GSA Schedules.....	91	168	96	63	9	0
6B. Another Agency's Contracts.....	0	0	0	0	0	0
7. Directed Contracts For Foreign Governments.....	0	0				
8. Tariff Or Regulated Acquisitions.....	0	0				

Part II - Statistics on Selected Types of Acquisition

Type of Acquisition	Number of Actions	Net Dollar Amount (000)
9. Small Business Total Set-Asides.....	347	562
10. Small Business Partial Set-Asides.....	0	0
11. Total Labor Surplus Area Set-Asides.....	0	0
12. Total Labor Surplus Area/Small Business Set-Asides.....	0	0
13. Acquisitions From Minority And Disadvantaged Business Enterprises (13A + 13B).....	0	0
13A. Directed To Large Or Small Minority Business Enterprises.....	0	0
13B. Small Business - Disadvantaged 8(A).....	0	0
14. Women-Owned Busin.~ss.....	1	1

Fourth Quarter Fiscal Year 1983 Year to Date

Part I - Total Prime Acquisition Actions

Acquisition Method	Number of Actions	Net Dollar Amount (000)				
		Total	Small Business Concerns	Large Business Concerns	Educational & Non-Profit Institutions	Outside U.S./ Outlying Areas
1. TOTAL (2+7+8).....	2,337	1,914				
2. Subtotal (3+4+5+6).....	2,337	1,914	936	920	58	0
3. Formally Advertised (Including 2 Step).....	1	5	5	0	0	0
4. Negotiated Competitive.....	43	138	113	18	7	0
5. Negotiated Non-Competitive.....	1,794	812	535	235	42	0
6. Procurement Under Another Agency's Contracts.....	499	959	283	667	9	0
6A. GSA Schedules.....	499	959	283	667	9	0
6B. Another Agency's Contracts.....	0	0	0	0	0	0
7. Directed Contracts For Foreign Governments.....	0	0				
8. Tariff Or Regulated Acquisitions.....	0	0				

Part II - Statistics on Selected Types of Acquisition

Type of Acquisition	Number of Actions	Net Dollar Amount (000)
9. Small Business Total Set-Asides.....	1,318	1,166
10. Small Business Partial Set-Asides.....	0	0
11. Total Labor Surplus Area Set-Asides.....	0	0
12. Total Labor Surplus Area/Small Business Set-Asides.....	0	0
13. Acquisitions From Minority And Disadvantaged Business Enterprises (13A + 13B).....	1	5
13A. Directed To Large Or Small Minority Business Enterprises.....	1	5
13B. Small Business - Disadvantaged 8(A).....	0	0
14. Women-Owned Business.....	30	52

DEPARTMENT OF EDUCATION SNAPSHOT REPORT

Actions Reported Individually on SF279

Fourth Quarter Fiscal Year 1983 and Year to Date

	4th Qtr Actions	4th Qtr Dollars (000)	YTD Actions	YTD Dollars (000)	YTD % Actions	YTD % Dollars
Department of Education.....	187	53,473	459	139,393	100.000	100.000
TYPE CONTRACTOR						
Bus Concerns.....	113	23,207	298	80,425	64.924	57.697
Educational & Non-Profit.....	36	13,675	79	30,605	17.211	21.956
State Loc Gov.....	37	16,531	81	28,303	17.647	20.304
Non-Defined.....	1	60	1	60	0.218	0.043
METHODS OF PROC						
2 Step.....	0	0	0	0	0.000	0.000
Other Formal Adv.....	4	2,159	7	2,344	1.525	1.682
Neg Comp.....	120	35,794	245	75,922	53.377	54.466
Neg Non-Comp.....	63	15,520	207	61,127	45.098	43.852
Dir For Govs.....	0	0	0	0	0.000	0.000
Tariff or Reg.....	0	0	0	0	0.000	0.000
SMALL BUSINESS AWARDS						
Prime.....	75	12,670	170	29,686	37.037	21.297
Total Set-Aside.....	10	245	15	1,625	3.268	1.166
Partial Set-Aside.....	0	0	0	0	0.000	0.000
LABOR SURPLUS AREA						
Total Set-Aside.....	3	335	5	361	1.089	0.259
Tie Bid Pref.....	0	0	0	0	0.000	0.000
Tot LSA Sm Set-Aside.....	0	0	0	0	0.000	0.000
SUB-TOTAL.....	3	335	5	361	1.089	0.259
No Pref Given.....	184	53,138	454	139,032	98.911	99.741
MINORITY & DISADVANT						
Lg Minority.....	0	0	0	0	0.000	0.000
Sm Minority.....	1	31	1	31	0.218	0.022
8a Minority.....	32	7,428	60	16,886	13.072	12.114
SUB-TOTAL.....	33	7,459	61	16,917	13.290	12.136
WOMEN OWNED						
.....	9	1,130	14	3,583	3.050	2.570
TYPE OF CONTRACT						
Fixed Price.....	60	7,775	238	43,970	51.852	31.544
Cost.....	127	45,698	221	95,423	48.148	68.456
Time & Material.....	0	0	0	0	0.000	0.000
Labor Hour.....	0	0	0	0	0.000	0.000
Multi Year.....	78	23,796	196	87,390	42.702	62.693
SUBJECT TO STAT REQ						
Walsh Healey Mfr.....	3	2,152	14	2,377	3.050	1.705
Walsh Healey Dir.....	0	0	0	0	0.000	0.000
Service Contracts.....	11	5,519	18	9,076	3.922	6.511
Davis Bacon.....	0	0	0	0	0.000	0.000
Not Subject To.....	173	45,802	427	127,940	93.028	91.784
KIND OF CONTRACT						
Initial Letter.....	0	0	2	1,050	0.436	0.753
Def Supersed Ltr.....	0	0	1	114	0.218	0.082
Definitive.....	101	31,888	178	55,750	38.780	39.995
Internal Order.....	0	0	0	0	0.000	0.000
Modification.....	83	21,511	214	80,603	46.623	57.824
GSA Schedule.....	3	74	54	1,476	11.765	1.059
External Order.....	0	0	10	400	2.179	0.287
Term For Default.....	0	0	0	0	0.000	0.000
Term For Conven.....	0	0	0	0	0.000	0.000
PRODUCT OR SERVICE						
Supplies & Equipment.....	5	2,251	30	3,480	6.536	2.497
Research & Development.....	30	6,239	46	15,944	10.022	11.438
Construction.....	0	0	0	0	0.000	0.000
Architect Engineer.....	0	0	0	0	0.000	0.000
Automatic Data Processing Services.....	24	6,557	75	43,384	16.340	31.124
ADP Equipment, Purchase & Lease.....	4	1,251	22	1,872	4.793	1.343
Real Property, Purchase & Lease.....	0	0	0	0	0.000	0.000
Other Services.....	124	37,175	286	74,713	62.309	53.599
Consultant Services.....	8	651	19	16,744	4.139	12.012

DEPARTMENT OF ENERGY SNAPSHOT REPORT

Actions Reported in Summary on SF281

Fourth Quarter Fiscal Year 1983

Part I - Total Prime Acquisition Actions

Acquisition Method	Number of Actions	Net Dollar Amount (000)				
		Total	Small Business Concerns	Large Business Concerns	Educational & Non-Profit Institutions	Outside U.S./ Outlying Areas
1. TOTAL (2+7+8).....	14,242	9,787				
2. Subtotal (3+4+5+6).....	14,242	9,787	4,729	4,739	299	20
3. Formally Advertised (Including 2 Step).....	106	100	70	30	0	0
4. Negotiated Competitive.....	3,758	2,812	2,191	596	18	7
5. Negotiated Non-Competitive.....	8,139	3,020	1,736	1,083	188	13
6. Procurement Under Another Agency's Contracts.....	2,239	3,855	732	3,030	93	0
6A. GSA Schedules.....	2,066	3,732	707	3,016	9	0
6B. Another Agency's Contracts.....	173	123	25	14	84	0
7. Directed Contracts For Foreign Governments.....	0	0				
8. Tariff Or Regulated Acquisitions.....	0	0				

Part II - Statistics on Selected Types of Acquisition

Type of Acquisition	Number of Actions	Net Dollar Amount (000)
9. Small Business Total Set-Asides.....	3,094	1,781
10. Small Business Partial Set-Asides.....	80	44
11. Total Labor Surplus Area Set-Asides.....	74	9
12. Total Labor Surplus Area/Small Business Set-Asides.....	68	9
13. Acquisitions From Minority And Disadvantaged Business Enterprises (13A + 13B).....	272	120
13A. Directed To Large Or Small Minority Business Enterprises.....	265	119
13B. Small Business - Disadvantaged 8(A).....	7	1
14. Women-Owned Business.....	0	0

Fourth Quarter Fiscal Year 1983 Year to Date

Part I - Total Prime Acquisition Actions

Acquisition Method	Number of Actions	Net Dollar Amount (000)				
		Total	Small Business Concerns	Large Business Concerns	Educational & Non-Profit Institutions	Outside U.S./ Outlying Areas
1. TOTAL (2+7+8).....	50,438	36,402				
2. Subtotal (3+4+5+6).....	50,438	36,402	16,695	17,877	1,748	82
3. Formally Advertised (Including 2 Step).....	342	384	271	113	0	0
4. Negotiated Competitive.....	12,258	9,311	7,244	2,012	29	26
5. Negotiated Non-Competitive.....	30,083	13,180	7,021	5,340	763	56
6. Procurement Under Another Agency's Contracts.....	7,755	13,527	2,159	10,412	956	0
6A. GSA Schedules.....	7,035	12,645	2,072	10,354	219	0
6B. Another Agency's Contracts.....	720	882	87	58	737	0
7. Directed Contracts For Foreign Governments.....	0	0				
8. Tariff Or Regulated Acquisitions.....	0	0				

Part II - Statistics on Selected Types of Acquisition

Type of Acquisition	Number of Actions	Net Dollar Amount (000)
9. Small Business Total Set-Asides.....	9,090	5,149
10. Small Business Partial Set-Asides.....	251	142
11. Total Labor Surplus Area Set-Asides.....	147	46
12. Total Labor Surplus Area/Small Business Set-Asides.....	118	29
13. Acquisitions From Minority And Disadvantaged Business Enterprises (13A + 13B).....	740	473
13A. Directed To Large Or Small Minority Business Enterprises.....	724	465
13B. Small Business - Disadvantaged 8(A).....	16	8
14. Women-Owned Business.....	1	2

DEPARTMENT OF ENERGY SNAPSHOT REPORT

Actions Reported Individually on SF279

Fourth Quarter Fiscal Year 1983 and Year to Date

	4th Qtr Actions	4th Qtr Dollars (000)	YTD Actions	YTD Dollars (000)	YTD % Actions	YTD % Dollars
Department of Energy.....	2,364	1,775,335	7,560	12,189,744	100.000	100.000
TYPE CONTRACTOR						
Bus Concerns.....	1,804	1,128,258	5,255	8,277,522	69.511	67.906
Educational & Non-Profit.....	430	189,537	1,814	2,263,829	23.995	18.572
State Loc Gov.....	118	126,786	460	854,888	6.085	7.013
Non-Defined.....	12	330,754	31	793,505	0.410	6.510
METHODS OF PROC						
2 Step.....	4	465	18	3,981	0.238	0.033
Other Formal Adv.....	157	39,690	371	84,188	4.907	0.691
Neg Comp.....	786	586,869	2,485	2,960,614	32.870	24.288
Neg Non-Comp.....	1,407	1,147,756	4,640	8,532,217	61.376	69.995
Dir For Govs.....	0	0	0	0	0.000	0.000
Tariff or Reg.....	10	555	46	608,744	0.608	4.994
SMALL BUSINESS AWARDS						
Prime.....	951	112,416	2,567	304,892	33.955	2.501
Total Set-Aside.....	318	39,086	715	78,515	9.458	0.644
Partial Set-Aside.....	2	-11	5	51	0.066	0.000
LABOR SURPLUS AREA						
Total Set-Aside.....	42	4,005	119	278,181	1.574	2.282
Tie Bid Pref.....	1	1,280	2	1,315	0.026	0.011
Tot LSA Sm Set-Aside.....	31	859	125	10,024	1.653	0.082
SUB-TOTAL.....	74	6,144	246	289,520	3.254	2.375
No Pref Given.....	2,290	1,769,191	7,314	11,900,224	96.746	97.625
MINORITY & DISADVANT						
Lg Minority.....	6	3,952	10	4,401	0.132	0.036
Sm Minority.....	70	5,078	163	18,417	2.156	0.151
8a Minority.....	155	28,707	354	72,152	4.683	0.592
SUB-TOTAL.....	231	37,737	527	94,970	6.971	0.779
WOMEN OWNED.....						
	28	2,134	72	9,590	0.952	0.079
TYPE OF CONTRACT						
Fixed Price.....	1,110	508,277	3,268	2,341,636	43.228	19.210
Cost.....	1,226	1,265,130	4,209	9,843,697	55.675	80.754
Time & Material.....	11	606	30	1,572	0.397	0.013
Labor Hour.....	17	1,322	53	2,839	0.701	0.023
Multi Year.....	104	46,043	159	68,418	2.103	0.561
SUBJECT TO STAT REQ						
Walsh Healey Mfr.....	177	104,297	503	964,658	6.653	7.914
Walsh Healey Dir.....	77	35,592	236	337,352	3.122	2.768
Service Contracts.....	140	86,336	482	532,816	6.376	4.371
Davis Bacon.....	388	84,176	1,100	329,591	14.550	2.704
Not Subject To.....	1,582	1,464,934	5,239	10,025,327	69.299	82.244
KIND OF CONTRACT						
Initial Letter.....	7	5,994	11	8,415	0.146	0.069
Def Superseded Ltr.....	4	817	19	7,296	0.251	0.060
Definitive.....	709	141,182	1,283	458,832	16.971	3.764
Internal Order.....	38	2,983	76	6,579	1.005	0.054
Modification.....	1,519	1,618,589	5,712	11,691,915	75.556	95.916
GSA Schedule.....	76	1,956	414	9,723	5.476	0.080
External Order.....	0	0	0	0	0.000	0.000
Term For Default.....	10	3,816	42	7,053	0.556	0.058
Term For Conven.....	1	-2	3	-69	0.040	-0.001
PRODUCT OR SERVICE						
Supplies & Equipment.....	264	397,751	649	1,087,995	8.585	8.925
Research & Development.....	972	234,862	3,211	1,436,730	42.474	11.786
Construction.....	418	101,103	1,194	384,312	15.794	3.153
Architect Engineer.....	73	25,194	208	85,348	2.751	0.700
Automatic Data Processing Services.....	57	11,945	171	37,310	2.262	0.306
ADP Equipment, Purchase & Lease.....	75	2,860	327	12,557	4.325	0.103
Real Property, Purchase & Lease.....	8	1,297	20	2,269	0.265	0.019
Other Services.....	497	1,000,323	1,780	9,143,223	23.545	75.008
Consultant Services.....	12	489	33	1,598	0.437	0.013

DEPT OF HEALTH AND HUMAN SERVICES SNAPSHOT REPORT

Actions Reported in Summary on SF281

Fourth Quarter Fiscal Year 1983

Part I - Total Prime Acquisition Actions

Acquisition Method	Number of Actions	Net Dollar Amount (000)				
		Total	Small Business Concerns	Large Business Concerns	Educational & Non-Profit Institutions	Outside U.S./ Outlying Areas
1. TOTAL (2+7+8).....	199,083	108,978				
2. Subtotal (3+4+5+6).....	199,083	108,978	59,007	45,317	4,402	252
3. Formally Advertised (Including 2 Step).....	105	283	174	109	0	0
4. Negotiated Competitive.....	22,404	18,602	12,689	5,015	893	5
5. Negotiated Non-Competitive.....	141,732	50,793	36,645	11,382	2,520	246
6. Procurement Under Another Agency's Contracts.....	34,842	39,300	9,499	28,811	989	1
6A. GSA Schedules.....	29,363	31,953	8,772	23,174	6	1
6B. Another Agency's Contracts.....	5,479	7,347	727	5,637	983	0
7. Directed Contracts For Foreign Governments.....	0	0				
8. Tariff Or Regulated Acquisitions.....	0	0				

Part II - Statistics on Selected Types of Acquisition

Type of Acquisition	Number of Actions	Net Dollar Amount (000)
9. Small Business Total Set-Asides.....	65,073	36,256
10. Small Business Partial Set-Asides.....	2	0
11. Total Labor Surplus Area Set-Asides.....	7,849	4,792
12. Total Labor Surplus Area/Small Business Set-Asides.....	64,817	34,838
13. Acquisitions From Minority And Disadvantaged Business Enterprises (13A + 13B).....	2,746	2,448
13A. Directed To Large Or Small Minority Business Enterprises.....	2,676	2,239
13B. Small Business - Disadvantaged 8(A).....	70	209
14. Women-Owned Business.....	2,805	1,533

Fourth Quarter Fiscal Year 1983 Year to Date

Part I - Total Prime Acquisition Actions

Acquisition Method	Number of Actions	Net Dollar Amount (000)				
		Total	Small Business Concerns	Large Business Concerns	Educational & Non-Profit Institutions	Outside U.S./ Outlying Areas
1. TOTAL (2+7+8).....	696,445	340,742				
2. Subtotal (3+4+5+6).....	696,445	340,742	188,134	135,728	16,033	847
3. Formally Advertised (Including 2 Step).....	442	1,074	673	401	0	0
4. Negotiated Competitive.....	78,866	60,205	40,441	17,140	2,614	10
5. Negotiated Non-Competitive.....	495,825	169,287	118,373	38,659	11,421	834
6. Procurement Under Another Agency's Contracts.....	121,312	110,176	28,647	79,528	1,998	3
6A. GSA Schedules.....	100,235	90,750	25,455	65,202	90	3
6B. Another Agency's Contracts.....	21,077	19,426	3,192	14,326	1,908	0
7. Directed Contracts For Foreign Governments.....	0	0				
8. Tariff Or Regulated Acquisitions.....	0	0				

Part II - Statistics on Selected Types of Acquisition

Type of Acquisition	Number of Actions	Net Dollar Amount (000)
9. Small Business Total Set-Asides.....	219,665	110,986
10. Small Business Partial Set-Asides.....	32	57
11. Total Labor Surplus Area Set-Asides.....	29,071	17,338
12. Total Labor Surplus Area/Small Business Set-Asides.....	217,020	106,848
13. Acquisitions From Minority And Disadvantaged Business Enterprises (13A + 13B).....	10,679	7,156
13A. Directed To Large Or Small Minority Business Enterprises.....	10,438	6,669
13B. Small Business - Disadvantaged 8(A).....	241	487
14. Women-Owned Business.....	10,284	17,847

DEPT OF HEALTH AND HUMAN SERVICES SNAPSHOT REPORT

Actions Reported Individually on SF279

Fourth Quarter Fiscal Year 1983 and Year to Date

	4th Qtr Actions	4th Qtr Dollars (000)	YTD Actions	YTD Dollars (000)	YTD % Actions	YTD % Dollars
Dept of Health and Human Services.....	2,382	278,374	8,523	902,150	100.000	100.000
TYPE CONTRACTOR						
Bus Concerns.....	1,550	175,475	5,869	566,097	68.861	62.750
Educational & Non-Profit.....	439	63,405	1,299	189,360	15.241	20.990
State Loc Gov.....	392	39,439	1,349	146,178	15.828	16.203
Non-Defined.....	1	55	6	515	0.070	0.057
METHODS OF PROC						
2 Step.....	5	1,338	19	2,480	0.223	0.275
Other Formal Adv.....	198	40,703	725	76,831	8.506	8.516
Neg Comp.....	1,633	181,939	5,887	614,304	69.072	68.093
Neg Non-Comp.....	546	54,394	1,892	208,535	22.199	23.115
Dir For Govs.....	0	0	0	0	0.000	0.000
Tariff or Reg.....	0	0	0	0	0.000	0.000
SMALL BUSINESS AWARDS						
Prime.....	787	90,743	3,049	274,745	35.774	30.454
Total Set-Aside.....	127	19,802	428	44,176	5.022	4.897
Partial Set-Aside.....	3	133	6	302	0.070	0.033
LABOR SURPLUS AREA						
Total Set-Aside.....	14	4,656	25	7,374	0.293	0.817
Tie Bid Pref.....	2	236	20	995	0.235	0.110
Tot LSA Sm Set-Aside.....	11	4,086	50	8,910	0.587	0.988
SUB-TOTAL.....	27	8,978	95	17,279	1.115	1.915
No Pref Given.....	2,355	269,396	8,428	884,871	98.885	98.085
MINORITY & DISADVANT						
Lg Minority.....	41	3,745	63	9,510	0.739	1.054
Sm Minority.....	91	5,578	259	24,710	3.039	2.739
8a Minority.....	109	14,669	268	40,599	3.144	4.500
SUB-TOTAL.....	241	23,992	590	74,819	6.922	8.293
WOMEN OWNED						
.....	51	3,717	197	20,480	2.311	2.270
TYPE OF CONTRACT						
Fixed Price.....	1,431	119,398	5,668	406,643	66.502	45.075
Cost.....	935	158,162	2,713	484,035	31.832	53.653
Time & Material.....	0	0	12	5,974	0.141	0.662
Labor Hour.....	16	814	130	5,498	1.525	0.609
Multi Year.....	44	30,370	238	60,562	2.792	6.713
SUBJECT TO STAT REQ						
Walsh Healey Mfr.....	77	2,133	496	37,355	5.820	4.141
Walsh Healey Dir.....	867	41,732	2,772	118,646	32.524	13.151
Service Contracts.....	1,139	165,951	4,203	592,862	49.314	65.717
Davis Bacon.....	164	55,380	410	93,358	4.811	10.348
Not Subject To.....	135	13,178	642	59,929	7.533	6.643
KIND OF CONTRACT						
Initial Letter.....	1	1,000	5	5,381	0.059	0.596
Def Supersd Ltr.....	5	104	14	2,189	0.164	0.243
Definitive.....	792	145,902	2,402	340,450	28.183	37.738
Internal Order.....	4	90	5	112	0.059	0.012
Modification.....	846	104,109	3,187	443,306	37.393	49.139
GSA Schedule.....	639	19,769	2,492	88,895	29.239	9.854
External Order.....	94	7,417	416	21,845	4.881	2.421
Term For Default.....	1	-17	2	-28	0.023	-0.003
Term For Conven.....	0	0	0	0	0.000	0.000
PRODUCT OR SERVICE						
Supplies & Equipment.....	641	28,817	2,191	82,989	25.707	9.199
Research & Development.....	414	76,986	1,212	245,744	14.220	27.240
Construction.....	166	55,463	414	94,208	4.857	10.443
Architect Engineer.....	21	1,898	60	4,824	0.704	0.535
Automatic Data Processing Services.....	66	6,197	225	30,762	2.640	3.410
ADP Equipment, Purchase & Lease.....	278	12,515	893	82,609	10.478	9.157
Real Property, Purchase & Lease.....	0	0	42	599	0.493	0.066
Other Services.....	796	96,498	3,486	360,415	40.901	39.951
Consultant Services.....	5	180	44	3,771	0.516	0.418

DEPT OF HOUSING AND URBAN DEVELOPMENT SNAPSHOT REPORT

Actions Reported in Summary on SF281

Fourth Quarter Fiscal Year 1983

Part I - Total Prime Acquisition Actions

Acquisition Method	Number of Actions	Net Dollar Amount (000)				
		Total	Small Business Concerns	Large Business Concerns	Educational & Non-Profit Institutions	Outside U.S./ Outlying Areas
1. TOTAL (2+7+8).....	2,552	1,996				
2. Subtotal (3+4+5+6).....	2,552	1,996	816	1,145	35	0
3. Formally Advertised (Including 2 Step)	0	0	0	0	0	0
4. Negotiated Competitive.....	859	571	431	140	0	0
5. Negotiated Non-Competitive	935	412	189	191	32	0
6. Procurement Under Another Agency's Contracts.....	758	1,013	196	814	3	0
6A. GSA Schedules.....	758	1,013	196	814	3	0
6B. Another Agency's Contracts.....	0	0	0	0	0	0
7. Directed Contracts For Foreign Governments	0	0				
8. Tariff Or Regulated Acquisitions.....	0	0				

Part II - Statistics on Selected Types of Acquisition

Type of Acquisition	Number of Actions	Net Dollar Amount (000)
9. Small Business Total Set-Asides	58	47
10. Small Business Partial Set-Asides.....	0	0
11. Total Labor Surplus Area Set-Asides.....	0	0
12. Total Labor Surplus Area/Small Business Set-Asides	0	0
13. Acquisitions From Minority And Disadvantaged Business Enterprises (13A + 13B).....	68	82
13A. Directed To Large Or Small Minority Business Enterprises.....	67	72
13B. Small Business - Disadvantaged 8(A).....	1	10
14. Women-Owned Business.....	7	3

Fourth Quarter Fiscal Year 1983 Year to Date

Part I - Total Prime Acquisition Actions

Acquisition Method	Number of Actions	Net Dollar Amount (000)				
		Total	Small Business Concerns	Large Business Concerns	Educational & Non-Profit Institutions	Outside U.S./ Outlying Areas
1. TOTAL (2+7+8).....	10,069	8,867				
2. Subtotal (3+4+5+6).....	10,069	8,867	2,786	6,010	71	0
3. Formally Advertised (Including 2 Step)	0	0	0	0	0	0
4. Negotiated Competitive.....	3,644	2,036	1,338	679	19	0
5. Negotiated Non-Competitive	3,089	1,395	657	701	37	0
6. Procurement Under Another Agency's Contracts.....	3,336	5,436	791	4,630	15	0
6A. GSA Schedules.....	3,336	5,436	791	4,630	15	0
6B. Another Agency's Contracts.....	0	0	0	0	0	0
7. Directed Contracts For Foreign Governments	0	0				
8. Tariff Or Regulated Acquisitions.....	0	0				

Part II - Statistics on Selected Types of Acquisition

Type of Acquisition	Number of Actions	Net Dollar Amount (000)
9. Small Business Total Set-Asides	222	126
10. Small Business Partial Set-Asides.....	0	0
11. Total Labor Surplus Area Set-Asides.....	0	0
12. Total Labor Surplus Area/Small Business Set-Asides	0	0
13. Acquisitions From Minority And Disadvantaged Business Enterprises (13A + 13B).....	162	164
13A. Directed To Large Or Small Minority Business Enterprises.....	150	138
13B. Small Business - Disadvantaged 8(A).....	12	26
14. Women-Owned Business.....	15	8

DEPT OF HOUSING AND URBAN DEVELOPMENT SNAPSHOT REPORT

Actions Reported Individually on SF279
Fourth Quarter Fiscal Year 1983 and Year to Date

	4th Qtr Actions	4th Qtr Dollars (000)	YTD Actions	YTD Dollars (000)	YTD % Actions	YTD % Dollars
Dept of Housing and Urban Development.....	126	10,835	402	38,423	100.000	100.000
TYPE CONTRACTOR						
Bus Concerns.....	108	9,696	354	31,991	88.060	83.260
Educational & Non-Profit.....	11	810	36	6,064	8.955	15.782
State Loc Gov.....	7	329	12	368	2.985	0.958
Non-Defined.....	0	0	0	0	0.000	0.000
METHODS OF PROC						
2 Step.....	0	0	0	0	0.000	0.000
Other Formal Adv.....	0	0	9	394	2.239	1.025
Neg Comp.....	80	5,332	247	26,862	61.443	69.911
Neg Non-Comp.....	46	5,503	146	11,167	36.318	29.063
Dir For Govs.....	0	0	0	0	0.000	0.000
Tariff or Reg.....	0	0	0	0	0.000	0.000
SMALL BUSINESS AWARDS						
Prime.....	64	6,786	185	17,586	46.020	45.769
Total Set-Aside.....	2	-200	13	3,031	3.234	7.889
Partial Set-Aside.....	0	0	0	0	0.000	0.000
LABOR SURPLUS AREA						
Total Set-Aside.....	1	84	2	94	0.498	0.245
Tie Bid Pref.....	0	0	0	0	0.000	0.000
Tot LSA Sm Set-Aside.....	0	0	0	0	0.000	0.000
SUB-TOTAL.....	1	84	2	94	0.498	0.245
No Pref Given.....	125	10,751	400	38,329	99.502	99.755
MINORITY & DISADVANT						
Lg Minority.....	0	0	0	0	0.000	0.000
Sm Minority.....	2	102	7	620	1.741	1.614
8a Minority.....	33	4,940	72	7,126	17.910	18.546
SUB-TOTAL.....	35	5,042	79	7,746	19.652	20.160
WOMEN OWNED.....						
	1	12	9	148	2.239	0.385
TYPE OF CONTRACT						
Fixed Price.....	51	2,174	216	16,473	53.731	42.873
Cost.....	75	8,661	183	21,568	45.522	56.133
Time & Material.....	0	0	1	49	0.249	0.128
Labor Hour.....	0	0	2	333	0.498	0.867
Multi Year.....	26	1,055	64	8,445	15.920	21.979
SUBJECT TO STAT REQ						
Walsh Healey Mfr.....	0	0	0	0	0.000	0.000
Walsh Healey Dir.....	0	0	1	169	0.249	0.440
Service Contracts.....	6	191	26	3,807	6.468	9.908
Davis Bacon.....	0	0	0	0	0.000	0.000
Not Subject To.....	120	10,644	375	34,447	93.284	89.652
KIND OF CONTRACT						
Initial Letter.....	0	0	0	0	0.000	0.000
Def Superseded Ltr.....	0	0	2	400	0.498	1.041
Definitive.....	33	3,709	66	10,203	16.418	26.554
Internal Order.....	17	777	34	1,649	8.458	4.292
Modification.....	73	6,183	243	23,904	60.448	62.213
GSA Schedule.....	3	166	56	2,232	13.930	5.809
External Order.....	0	0	1	35	0.249	0.091
Term For Default.....	0	0	0	0	0.000	0.000
Term For Conven.....	0	0	0	0	0.000	0.000
PRODUCT OR SERVICE						
Supplies & Equipment.....	0	0	5	88	1.244	0.229
Research & Development.....	18	475	39	689	9.701	1.793
Construction.....	1	116	5	54	1.244	0.141
Architect Engineer.....	2	147	2	147	0.498	0.383
Automatic Data Processing Services.....	38	1,377	118	14,842	29.353	38.628
ADP Equipment, Purchase & Lease.....	10	1,162	70	4,997	17.413	13.005
Real Property, Purchase & Lease.....	0	0	0	0	0.000	0.000
Other Services.....	57	7,558	163	17,606	40.547	45.822
Consultant Services.....	6	137	23	1,593	5.721	4.146

DEPARTMENT OF INTERIOR SNAPSHOT REPORT

Actions Reported in Summary on SF281

Fourth Quarter Fiscal Year 1983

Part I - Total Prime Acquisition Actions

Acquisition Method	Number of Actions	Net Dollar Amount (000)				
		Total	Small Business Concerns	Large Business Concerns	Educational & Non-Profit Institutions	Outside U.S./ Outlying Areas
1. TOTAL (2+7+8).....	191,058	103,825				
2. Subtotal (3+4+5+6).....	190,959	103,799	68,740	32,071	2,845	143
3. Formally Advertised (Including 2 Step).....	613	1,222	958	263	1	0
4. Negotiated Competitive.....	83,069	42,829	35,981	6,612	227	9
5. Negotiated Non-Competitive.....	80,479	27,837	19,398	5,955	2,358	126
6. Procurement Under Another Agency's Contracts.....	26,798	31,911	12,403	19,241	259	8
6A. GSA Schedules.....	23,100	25,583	9,157	16,333	85	8
6B. Another Agency's Contracts.....	3,698	6,328	3,246	2,908	174	0
7. Directed Contracts For Foreign Governments.....	4	3				
8. Tariff Or Regulated Acquisitions.....	95	23				

Part II - Statistics on Selected Types of Acquisition

Type of Acquisition	Number of Actions	Net Dollar Amount (000)
9. Small Business Total Set-Asides.....	65,412	29,429
10. Small Business Partial Set-Asides.....	44	52
11. Total Labor Surplus Area Set-Asides.....	11,797	5,109
12. Total Labor Surplus Area/Small Business Set-Asides.....	10,557	3,490
13. Acquisitions From Minority And Disadvantaged Business Enterprises (13A+13B).....	4,485	5,142
13A. Directed To Large Or Small Minority Business Enterprises.....	4,485	5,142
13B. Small Business - Disadvantaged 8(A).....	0	0
14. Women-Owned Business.....	1,539	1,584

Fourth Quarter Fiscal Year 1983 Year to Date

Part I - Total Prime Acquisition Actions

Acquisition Method	Number of Actions	Net Dollar Amount (000)				
		Total	Small Business Concerns	Large Business Concerns	Educational & Non-Profit Institutions	Outside U.S./ Outlying Areas
1. TOTAL (2+7+8).....	602,632	316,417				
2. Subtotal (3+4+5+6).....	602,243	316,317	196,025	105,552	14,097	643
3. Formally Advertised (Including 2 Step).....	2,202	4,967	3,631	1,312	24	0
4. Negotiated Competitive.....	256,513	129,672	104,836	23,674	1,122	40
5. Negotiated Non-Competitive.....	261,074	86,036	52,046	21,314	12,390	286
6. Procurement Under Another Agency's Contracts.....	82,454	95,642	35,512	59,252	561	317
6A. GSA Schedules.....	69,570	76,862	24,388	52,288	164	22
6B. Another Agency's Contracts.....	12,884	18,780	11,124	6,964	397	295
7. Directed Contracts For Foreign Governments.....	8	5				
8. Tariff Or Regulated Acquisitions.....	381	95				

Part II - Statistics on Selected Types of Acquisition

Type of Acquisition	Number of Actions	Net Dollar Amount (000)
9. Small Business Total Set-Asides.....	222,531	89,770
10. Small Business Partial Set-Asides.....	65	89
11. Total Labor Surplus Area Set-Asides.....	45,714	16,603
12. Total Labor Surplus Area/Small Business Set-Asides.....	46,536	18,417
13. Acquisitions From Minority And Disadvantaged Business Enterprises (13A+13B).....	15,098	13,023
13A. Directed To Large Or Small Minority Business Enterprises.....	15,098	13,023
13B. Small Business - Disadvantaged 8(A).....	0	0
14. Women-Owned Business.....	4,192	3,454

DEPARTMENT OF INTERIOR SNAPSHOT REPORT

Actions Reported Individually on SF279

Fourth Quarter Fiscal Year 1983 and Year to Date

	4th Qtr Actions	4th Qtr Dollars (000)	YTD Actions	YTD Dollars (000)	YTD % Actions	YTD % Dollars
Department of Interior.....	3,860	348,226	11,032	1,356,567	100.000	100.000
TYPE CONTRACTOR						
Bus Concerns.....	2,932	309,604	7,920	1,089,730	71.791	80.330
Educational & Non-Profit.....	115	12,121	444	60,498	4.025	4.460
State Loc Gov.....	810	26,489	2,661	205,520	24.121	15.150
Non-Defined.....	3	12	7	819	0.063	0.060
METHODS OF PROC						
2 Step.....	8	1,455	20	1,718	0.181	0.127
Other Formal Adv.....	487	64,643	1,567	225,448	14.204	16.619
Neg Comp.....	1,903	194,609	4,805	720,037	43.555	53.078
Neg Non-Comp.....	1,460	87,459	4,628	406,351	41.951	29.954
Dir For Govs.....	0	0	0	0	0.000	0.000
Tariff or Reg.....	2	60	12	3,013	0.109	0.222
SMALL BUSINESS AWARDS						
Prime.....	2,107	181,641	5,679	461,473	51.478	34.018
Total Set-Aside.....	717	65,758	1,731	129,404	15.691	9.539
Partial Set-Aside.....	1	51	2	171	0.018	0.013
LABOR SURPLUS AREA						
Total Set-Aside.....	24	5,002	134	85,158	1.215	6.277
Tie Bid Pref.....	0	0	3	179	0.027	0.013
Tot LSA Sm Set-Aside.....	260	32,281	597	63,349	5.412	4.670
SUB-TOTAL.....	284	37,283	734	148,686	6.653	10.960
No Pref Given.....	3,576	310,943	10,298	1,207,881	93.347	89.040
MINORITY & DISADVANT						
Lg Minority.....	25	4,740	91	46,680	0.825	3.441
Sm Minority.....	169	13,824	481	35,225	4.360	2.597
8a Minority.....	255	28,373	671	54,288	6.082	4.002
SUB-TOTAL.....	449	46,937	1,243	136,193	11.267	10.040
WOMEN OWNED.....						
	98	8,024	256	17,037	2.321	1.256
TYPE OF CONTRACT						
Fixed Price.....	2,795	268,494	7,613	747,853	69.008	55.128
Cost.....	1,012	74,010	3,259	595,136	29.541	43.871
Time & Material.....	19	957	65	3,022	0.589	0.223
Labor Hour.....	34	4,765	95	10,556	0.861	0.778
Multi Year.....	210	24,775	739	166,078	6.699	12.243
SUBJECT TO STAT REQ						
Walsh Healey Mfr.....	747	34,364	1,840	92,744	16.679	6.837
Walsh Healey Dir.....	277	14,445	848	37,938	7.687	2.797
Service Contracts.....	384	20,264	1,486	326,623	13.470	24.077
Davis Bacon.....	942	180,241	2,307	470,549	20.912	34.687
Not Subject To.....	1,510	98,912	4,551	428,713	41.253	31.603
KIND OF CONTRACT						
Initial Letter.....	6	6,858	59	11,666	0.535	0.860
Def Supersd Ltr.....	1	6	8	566	0.073	0.042
Definitive.....	1,753	271,365	4,703	795,400	42.631	58.633
Internal Order.....	285	12,462	790	32,626	7.161	2.405
Modification.....	1,404	43,666	4,242	477,080	38.452	35.168
GSA Schedule.....	399	13,852	1,071	35,936	9.708	2.649
External Order.....	9	133	140	4,739	1.269	0.349
Term For Default.....	1	-30	10	-650	0.091	-0.048
Term For Conven.....	2	-86	9	-796	0.082	-0.059
PRODUCT OR SERVICE						
Supplies & Equipment.....	722	32,958	1,905	78,831	17.268	5.811
Research & Development.....	117	8,248	427	29,836	3.871	2.199
Construction.....	982	184,235	2,427	487,656	22.000	35.948
Architect Engineer.....	94	4,801	256	14,833	2.321	1.093
Automatic Data Processing Services.....	66	9,472	243	250,547	2.203	18.469
ADP Equipment, Purchase & Lease.....	338	19,863	735	40,149	6.662	2.960
Real Property, Purchase & Lease.....	3	43	20	395	0.181	0.029
Other Services.....	1,538	88,606	5,019	454,320	45.495	33.490
Consultant Services.....	14	2,176	49	7,105	0.444	0.524

DEPARTMENT OF JUSTICE SNAPSHOT REPORT

Actions Reported in Summary on SF281

Fourth Quarter Fiscal Year 1983

Part I - Total Prime Acquisition Actions

Acquisition Method	Number of Actions	Net Dollar Amount (000)				
		Total	Small Business Concerns	Large Business Concerns	Educational & Non-Profit Institutions	Outside U.S./ Outlying Areas
1. TOTAL (2+7+8).....	123,483	41,590				0
2. Subtotal (3+4+5+6).....	123,424	40,714	25,397	12,438	2,879	0
3. Formally Advertised (Including 2 Step).....	332	1,016	879	137	0	0
4. Negotiated Competitive.....	24,336	11,978	9,869	2,089	20	0
5. Negotiated Non-Competitive.....	43,875	13,414	9,160	2,556	1,698	0
6. Procurement Under Another Agency's Contracts.....	54,881	14,306	5,489	7,656	1,161	0
6A. GSA Schedules.....	8,458	10,347	3,689	6,652	6	0
6B. Another Agency's Contracts.....	46,423	3,959	1,800	1,004	1,155	0
7. Directed Contracts For Foreign Governments.....	0	0				0
8. Tariff Or Regulated Acquisitions.....	59	876				0

Part II - Statistics on Selected Types of Acquisition

Type of Acquisition	Number of Actions	Net Dollar Amount (000)
9. Small Business Total Set-Asides.....	57,791	13,749
10. Small Business Partial Set-Asides.....	2	10
11. Total Labor Surplus Area Set-Asides.....	8,731	1,465
12. Total Labor Surplus Area/Small Business Set-Asides.....	13,731	4,412
13. Acquisitions From Minority And Disadvantaged Business Enterprises (13A + 13B).....	15,179	1,231
13A. Directed To Large Or Small Minority Business Enterprises.....	15,173	1,220
13B. Small Business - Disadvantaged 8(A).....	6	11
14. Women-Owned Business.....	1,112	515

Fourth Quarter Fiscal Year 1983 Year to Date

Part I - Total Prime Acquisition Actions

Acquisition Method	Number of Actions	Net Dollar Amount (000)				
		Total	Small Business Concerns	Large Business Concerns	Educational & Non-Profit Institutions	Outside U.S./ Outlying Areas
1. TOTAL (2+7+8).....	470,076	165,628				5
2. Subtotal (3+4+5+6).....	469,657	162,616	91,079	62,295	9,237	0
3. Formally Advertised (Including 2 Step).....	1,224	3,891	3,206	681	4	0
4. Negotiated Competitive.....	96,518	45,583	37,405	8,051	127	0
5. Negotiated Non-Competitive.....	169,699	51,074	33,670	12,643	4,756	5
6. Procurement Under Another Agency's Contracts.....	202,216	62,068	16,798	40,920	4,350	0
6A. GSA Schedules.....	26,030	48,840	10,747	38,026	67	0
6B. Another Agency's Contracts.....	174,186	13,228	6,051	2,894	4,283	0
7. Directed Contracts For Foreign Governments.....	0	0				0
8. Tariff Or Regulated Acquisitions.....	419	3,012				0

Part II - Statistics on Selected Types of Acquisition

Type of Acquisition	Number of Actions	Net Dollar Amount (000)
9. Small Business Total Set-Asides.....	215,633	46,920
10. Small Business Partial Set-Asides.....	93	103
11. Total Labor Surplus Area Set-Asides.....	32,453	5,401
12. Total Labor Surplus Area/Small Business Set-Asides.....	51,778	17,037
13. Acquisitions From Minority And Disadvantaged Business Enterprises (13A + 13B).....	58,506	4,750
13A. Directed To Large Or Small Minority Business Enterprises.....	58,484	4,686
13B. Small Business - Disadvantaged 8(A).....	22	64
14. Women-Owned Business.....	4,708	2,295

DEPARTMENT OF JUSTICE SNAPSHOT REPORT

Actions Reported Individually on SF279

Fourth Quarter Fiscal Year 1983 and Year to Date

	4th Qtr Actions	4th Qtr Dollars (000)	YTD Actions	YTD Dollars (000)	YTD % Actions	YTD % Dollars
Department of Justice.....	699	91,113	2,255	208,679	100.000	100.000
TYPE CONTRACTOR						
Bus Concerns.....	662	87,944	2,098	188,419	93.038	90.292
Educational & Non-Profit.....	4	402	63	10,877	2.794	5.212
State Loc Gov.....	33	2,767	93	9,367	4.124	4.489
Non-Defined.....	0	0	1	15	0.044	0.007
METHODS OF PROC						
2 Step.....	3	653	5	701	0.222	0.336
Other Formal Adv.....	121	12,564	391	30,233	17.339	14.488
Neg Comp.....	368	49,072	1,288	108,072	57.118	51.789
Neg Non-Comp.....	207	28,824	563	69,097	24.967	33.112
Dir For Govs.....	0	0	0	0	0.000	0.000
Tariff or Reg.....	0	0	8	575	0.355	0.276
SMALL BUSINESS AWARDS						
Prime.....	290	26,979	977	62,016	43.326	29.719
Total Set-Aside.....	13	555	33	1,235	1.463	0.592
Partial Set-Aside.....	0	0	0	0	0.000	0.000
LABOR SURPLUS AREA						
Total Set-Aside.....	6	2,978	8	3,023	0.355	1.449
Tie Bid Pref.....	0	0	4	131	0.177	0.063
Tot LSA Sm Set-Aside.....	9	1,279	21	2,139	0.931	1.025
SUB-TOTAL.....	15	4,257	33	5,293	1.463	2.536
No Pref Given.....	684	86,856	2,222	203,385	98.537	97.464
MINORITY & DISADVANT						
Lg Minority.....	5	5,546	27	7,609	1.197	3.646
Sm Minority.....	17	1,068	44	2,347	1.951	1.125
8a Minority.....	34	6,819	61	10,757	2.705	5.155
SUB-TOTAL.....	56	13,433	132	20,713	5.854	9.926
WOMEN OWNED.....						
	17	1,584	47	2,830	2.084	1.356
TYPE OF CONTRACT						
Fixed Price.....	670	75,768	2,178	182,468	96.585	87.440
Cost.....	25	15,141	54	21,895	2.395	10.492
Time & Material.....	3	114	16	1,642	0.710	0.787
Labor Hour.....	1	90	7	2,673	0.310	1.281
Multi Year.....	46	6,285	162	31,980	7.184	15.325
SUBJECT TO STAT REQ						
Walsh Healey Mfr.....	348	45,167	1,018	77,337	45.144	37.060
Walsh Healey Dir.....	97	7,902	313	20,752	13.880	9.945
Service Contracts.....	170	22,005	648	75,997	28.736	36.418
Davis Bacon.....	27	10,875	60	15,247	2.661	7.306
Not Subject To.....	57	5,164	216	19,345	9.579	9.270
KIND OF CONTRACT						
Initial Letter.....	3	48	7	389	0.310	0.186
Def Superseded Ltr.....	3	1,983	13	2,492	0.576	1.194
Definitive.....	223	55,593	687	94,986	30.466	45.518
Internal Order.....	73	7,999	127	14,786	5.632	7.086
Modification.....	73	12,156	251	51,432	11.131	24.647
GSA Schedule.....	301	12,584	1,101	41,330	48.825	19.806
External Order.....	23	750	69	3,263	3.060	1.564
Term For Default.....	0	0	0	0	0.000	0.000
Term For Conven.....	0	0	0	0	0.000	0.000
PRODUCT OR SERVICE						
Supplies & Equipment.....	344	45,566	919	75,225	40.754	36.048
Research & Development.....	5	1,411	8	1,958	0.355	0.938
Construction.....	28	10,901	63	15,345	2.794	7.353
Architect Engineer.....	10	665	14	1,147	0.621	0.550
Automatic Data Processing Services.....	33	5,256	86	19,364	3.814	9.279
ADP Equipment, Purchase & Lease.....	122	7,602	490	36,182	21.729	17.339
Real Property, Purchase & Lease.....	1	64	9	514	0.399	0.246
Other Services.....	156	19,648	666	58,943	29.534	28.246
Consultant Services.....	7	1,696	22	2,240	0.976	1.073

DEPARTMENT OF LABOR SNAPSHOT REPORT

Actions Reported in Summary on SF281

Fourth Quarter Fiscal Year 1983

Part I - Total Prime Acquisition Actions

Acquisition Method	Number of Actions	Net Dollar Amount (000)				
		Total	Small Business Concerns	Large Business Concerns	Educational & Non-Profit Institutions	Outside U.S./ Outlying Areas
1. TOTAL (2+7+8).....	9,898	7,169				
2. Subtotal (3+4+5+6).....	9,898	7,169	3,977	3,106	85	1
3. Formally Advertised (Including 2 Step).....	23	70	60	10	0	0
4. Negotiated Competitive.....	1,847	1,941	1,049	884	8	0
5. Negotiated Non-Competitive.....	5,641	2,704	1,863	781	59	1
6. Procurement Under Another Agency's Contracts.....	2,387	2,454	1,005	1,431	18	0
6A. GSA Schedules.....	2,334	2,425	1,004	1,421	0	0
6B. Another Agency's Contracts.....	53	29	1	10	18	0
7. Directed Contracts For Foreign Governments.....	0	0				
8. Tariff Or Regulated Acquisitions.....	0	0				

Part II - Statistics on Selected Types of Acquisition

Type of Acquisition	Number of Actions	Net Dollar Amount (000)
9. Small Business Total Set-Asides.....	2,586	1,222
10. Small Business Partial Set-Asides.....	0	0
11. Total Labor Surplus Area Set-Asides.....	181	189
12. Total Labor Surplus Area/Small Business Set-Asides.....	328	195
13. Acquisitions From Minority And Disadvantaged Business Enterprises (13A + 13B).....	180	178
13A. Directed To Large Or Small Minority Business Enterprises.....	176	167
13B. Small Business - Disadvantaged 8(A).....	4	11
14. Women-Owned Business.....	25	34

Fourth Quarter Fiscal Year 1983 Year to Date

Part I - Total Prime Acquisition Actions

Acquisition Method	Number of Actions	Net Dollar Amount (000)				
		Total	Small Business Concerns	Large Business Concerns	Educational & Non-Profit Institutions	Outside U.S./ Outlying Areas
1. TOTAL (2+7+8).....	36,586	28,149				
2. Subtotal (3+4+5+6).....	36,586	28,149	13,657	14,342	149	1
3. Formally Advertised (Including 2 Step).....	27	91	74	17	0	0
4. Negotiated Competitive.....	7,053	6,755	3,418	3,318	19	0
5. Negotiated Non-Competitive.....	20,517	11,331	6,872	4,349	109	1
6. Procurement Under Another Agency's Contracts.....	8,989	9,972	3,293	6,658	21	0
6A. GSA Schedules.....	8,833	9,491	3,048	6,440	3	0
6B. Another Agency's Contracts.....	156	481	245	218	18	0
7. Directed Contracts For Foreign Governments.....	0	0				
8. Tariff Or Regulated Acquisitions.....	0	0				

Part II - Statistics on Selected Types of Acquisition

Type of Acquisition	Number of Actions	Net Dollar Amount (000)
9. Small Business Total Set-Asides.....	10,046	3,845
10. Small Business Partial Set-Asides.....	0	0
11. Total Labor Surplus Area Set-Asides.....	656	657
12. Total Labor Surplus Area/Small Business Set-Asides.....	856	541
13. Acquisitions From Minority And Disadvantaged Business Enterprises (13A + 13B).....	793	882
13A. Directed To Large Or Small Minority Business Enterprises.....	755	706
13B. Small Business - Disadvantaged 8(A).....	38	176
14. Women-Owned Business.....	69	82

DEPARTMENT OF LABOR SNAPSHOT REPORT

Actions Reported Individually on SF279

Fourth Quarter Fiscal Year 1983 and Year to Date

	4th Qtr Actions	4th Qtr Dollars (000)	YTD Actions	YTD Dollars (000)	YTD % Actions	YTD % Dollars
Department of Labor.....	647	148,463	1,776	377,806	100.000	100.000
TYPE CONTRACTOR						
Bus Concerns.....	552	108,206	1,478	268,183	83.221	70.984
Educational & Non-Profit.....	57	32,638	163	78,898	9.178	20.883
State Loc Gov.....	38	7,619	135	30,725	7.601	8.132
Non-Defined.....	0	0	0	0	0.000	0.000
METHODS OF PROC						
2 Step.....	0	0	0	0	0.000	0.000
Other Formal Adv.....	24	760	63	2,577	3.547	0.682
Neg Comp.....	471	113,852	1,158	245,993	65.203	65.111
Neg Non-Comp.....	152	33,851	554	129,025	31.194	34.151
Dir For Govs.....	0	0	1	211	0.056	0.056
Tariff or Reg.....	0	0	0	0	0.000	0.000
SMALL BUSINESS AWARDS						
Prime.....	337	30,974	853	69,068	48.029	18.281
Total Set-Aside.....	206	14,295	447	27,797	25.169	7.357
Partial Set-Aside.....	0	0	1	25	0.056	0.007
LABOR SURPLUS AREA						
Total Set-Aside.....	18	11,194	20	11,185	1.126	2.961
Tie Bid Pref.....	0	0	0	0	0.000	0.000
Tot LSA Sm Set-Aside.....	17	5,491	29	6,200	1.633	1.641
SUB-TOTAL.....	35	16,685	49	17,385	2.759	4.602
No Pref Given.....	612	131,778	1,727	360,421	97.241	95.398
MINORITY & DISADVANT						
Lg Minority.....	0	0	1	11	0.056	0.003
Sm Minority.....	51	7,273	135	17,012	7.601	4.503
8a Minority.....	48	2,308	170	9,061	9.572	2.398
SUB-TOTAL.....	99	9,581	306	26,084	17.230	6.904
WOMEN OWNED.....	13	4,971	30	13,301	1.689	3.521
TYPE OF CONTRACT						
Fixed Price.....	222	19,668	708	60,126	39.865	15.915
Cost.....	221	117,730	575	288,964	32.376	76.485
Time & Material.....	7	43	16	184	0.901	0.049
Labor Hour.....	197	11,022	477	28,532	26.858	7.552
Multi Year.....	173	104,502	502	252,489	28.266	66.830
SUBJECT TO STAT REQ						
Walsh Healey Mfr.....	26	703	91	2,196	5.124	0.581
Walsh Healey Dir.....	9	542	43	3,571	2.421	0.945
Service Contracts.....	81	5,967	288	27,317	16.216	7.230
Davis Bacon.....	31	9,659	59	10,237	3.322	2.710
Not Subject To.....	500	131,592	1,295	334,485	72.917	88.534
KIND OF CONTRACT						
Initial Letter.....	0	0	0	0	0.000	0.000
Def Supersd Ltr.....	0	0	0	0	0.000	0.000
Definitive.....	164	21,820	292	46,301	16.441	12.255
Internal Order.....	0	0	0	0	0.000	0.000
Modification.....	462	125,916	1,383	328,836	77.872	87.038
GSA Schedule.....	21	727	101	2,669	5.687	0.706
External Order.....	0	0	0	0	0.000	0.000
Term For Default.....	0	0	0	0	0.000	0.000
Term For Conven.....	0	0	0	0	0.000	0.000
PRODUCT OR SERVICE						
Supplies & Equipment.....	31	879	70	1,858	3.941	0.492
Research & Development.....	19	1,417	22	1,829	1.239	0.484
Construction.....	32	9,699	62	10,521	3.491	2.785
Architect Engineer.....	29	2,874	43	3,349	2.421	0.866
Automatic Data Processing Services.....	54	6,382	208	26,435	11.712	6.997
ADP Equipment, Purchase & Lease.....	18	1,879	72	11,682	4.054	3.092
Real Property, Purchase & Lease.....	3	68	4	88	0.225	0.023
Other Services.....	461	125,265	1,295	322,044	72.917	85.241
Consultant Services.....	26	1,869	110	9,955	6.194	2.635

DEPARTMENT OF STATE SNAPSHOT REPORT

Actions Reported in Summary on SF281

Fourth Quarter Fiscal Year 1983

Part I - Total Prime Acquisition Actions

Acquisition Method	Number of Actions	Net Dollar Amount (000)				
		Total	Small Business Concerns	Large Business Concerns	Educational & Non-Profit Institutions	Outside U.S./ Outlying Areas
1. TOTAL (2+7+8).....	6,487	11,995				
2. Subtotal (3+4+5+6).....	5,831	9,751	6,337	3,299	115	0
3. Formally Advertised (Including 2 Step).....	20	37	35	2	0	0
4. Negotiated Competitive.....	778	2,030	1,328	702	0	0
5. Negotiated Non-Competitive.....	4,124	5,610	4,428	1,071	111	0
6. Procurement Under Another Agency's Contracts.....	909	2,074	546	1,524	4	0
6A. GSA Schedules.....	904	2,064	539	1,521	4	0
6B. Another Agency's Contracts.....	5	10	7	3	0	0
7. Directed Contracts For Foreign Governments.....	0	0				0
8. Tariff Or Regulated Acquisitions.....	656	2,244				

Part II - Statistics on Selected Types of Acquisition

Type of Acquisition	Number of Actions	Net Dollar Amount (000)
9. Small Business Total Set-Asides.....	43	125
10. Small Business Partial Set-Asides.....	0	0
11. Total Labor Surplus Area Set-Asides.....	0	0
12. Total Labor Surplus Area/Small Business Set-Asides.....	0	0
13. Acquisitions From Minority And Disadvantaged Business Enterprises (13A + 13B).....	770	1,935
13A. Directed To Large Or Small Minority Business Enterprises.....	769	1,925
13B. Small Business - Disadvantaged 8(A).....	1	10
14. Women-Owned Business.....	618	734

Fourth Quarter Fiscal Year 1983 Year to Date

Part I - Total Prime Acquisition Actions

Acquisition Method	Number of Actions	Net Dollar Amount (000)				
		Total	Small Business Concerns	Large Business Concerns	Educational & Non-Profit Institutions	Outside U.S./ Outlying Areas
1. TOTAL (2+7+8).....	16,521	29,646				
2. Subtotal (3+4+5+6).....	15,400	26,858	17,957	8,556	345	0
3. Formally Advertised (Including 2 Step).....	40	120	118	2	0	0
4. Negotiated Competitive.....	1,910	6,579	3,019	3,560	0	0
5. Negotiated Non-Competitive.....	11,462	15,636	12,855	2,443	338	0
6. Procurement Under Another Agency's Contracts.....	1,988	4,523	1,965	2,551	7	0
6A. GSA Schedules.....	1,973	4,502	1,955	2,540	7	0
6B. Another Agency's Contracts.....	15	21	10	11	0	0
7. Directed Contracts For Foreign Governments.....	0	0				0
8. Tariff Or Regulated Acquisitions.....	1,121	2,788				

Part II - Statistics on Selected Types of Acquisition

Type of Acquisition	Number of Actions	Net Dollar Amount (000)
9. Small Business Total Set-Asides.....	52	131
10. Small Business Partial Set-Asides.....	0	0
11. Total Labor Surplus Area Set-Asides.....	0	0
12. Total Labor Surplus Area/Small Business Set-Asides.....	0	0
13. Acquisitions From Minority And Disadvantaged Business Enterprises (13A + 13B).....	1,596	2,899
13A. Directed To Large Or Small Minority Business Enterprises.....	1,590	2,862
13B. Small Business - Disadvantaged 8(A).....	6	37
14. Women-Owned Business.....	1,170	1,810

DEPARTMENT OF STATE SNAPSHOT REPORT

Actions Reported Individually on SF279

Fourth Quarter Fiscal Year 1983 and Year to Date

	4th Qtr Actions	4th Qtr Dollars (000)	YTD Actions	YTD Dollars (000)	YTD % Actions	YTD % Dollars
Department of State.....	1,237	66,779	2,163	154,604	100.000	100.000
TYPE CONTRACTOR						
Bus Concerns.....	1,228	63,012	2,128	143,190	98.382	92.617
Educational & Non-Profit.....	9	3,767	28	10,660	1.294	6.895
State Loc Gov.....	0	0	6	450	0.277	0.291
Non-Defined.....	0	0	1	304	0.046	0.197
METHODS OF PROC						
2 Step.....	0	0	0	0	0.000	0.000
Other Formal Adv.....	17	479	29	1,609	1.341	1.041
Neg Comp.....	248	12,017	490	59,637	22.654	38.574
Neg Non-Comp.....	172	15,793	688	49,955	31.808	32.312
Dir For Govs.....	0	0	0	0	0.000	0.000
Tariff or Reg.....	800	38,490	956	43,403	44.198	28.074
SMALL BUSINESS AWARDS						
Prime.....	296	14,544	855	44,197	39.528	28.587
Total Set-Aside.....	8	147	13	679	0.601	0.439
Partial Set-Aside.....	0	0	0	0	0.000	0.000
LABOR SURPLUS AREA						
Total Set-Aside.....	0	0	0	0	0.000	0.000
Tie Bid Pref.....	0	0	0	0	0.000	0.000
Tot LSA Sm Set-Aside.....	0	0	0	0	0.000	0.000
SUB-TOTAL.....	0	0	0	0	0.000	0.000
No Pref Given.....	1,237	66,779	2,163	154,604	100.000	100.000
MINORITY & DISADVANT						
Lg Minority.....	417	21,992	508	25,638	23.486	16.583
Sm Minority.....	25	1,460	45	2,688	2.080	1.739
Ba Minority.....	9	441	21	1,261	0.971	0.816
SUB-TOTAL.....	451	23,893	574	29,587	26.537	19.137
WOMEN OWNED						
.....	11	466	48	1,327	2.219	0.858
TYPE OF CONTRACT						
Fixed Price.....	1,164	56,723	1,906	123,517	88.118	79.892
Cost.....	20	6,297	50	16,764	2.312	10.843
Time & Material.....	6	554	38	4,398	1.757	2.845
Labor Hour.....	47	3,205	169	9,925	7.813	6.420
Multi Year.....	0	0	0	0	0.000	0.000
SUBJECT TO STAT REQ						
Walsh Healey Mfr.....	129	9,187	335	21,081	15.488	13.635
Walsh Healey Dir.....	38	859	83	6,458	3.837	4.177
Service Contracts.....	19	3,405	41	9,036	1.896	5.845
Davis Bacon.....	0	0	1	34	0.046	0.022
Not Subject To.....	1,051	53,328	1,703	117,995	78.733	76.321
KIND OF CONTRACT						
Initial Letter.....	0	0	2	31	0.092	0.020
Def Supersed Ltr.....	0	0	0	0	0.000	0.000
Definitive.....	127	7,874	493	56,941	22.792	36.830
Internal Order.....	791	38,488	1,012	47,785	46.787	30.908
Modification.....	168	15,058	414	40,080	19.140	25.924
GSA Schedule.....	150	5,345	240	9,734	11.096	6.296
External Order.....	1	14	2	33	0.092	0.021
Term For Default.....	0	0	0	0	0.000	0.000
Term For Conven.....	0	0	0	0	0.000	0.000
PRODUCT OR SERVICE						
Supplies & Equipment.....	618	27,864	994	49,038	45.955	31.718
Research & Development.....	0	0	0	0	0.000	0.000
Construction.....	2	240	11	29,334	0.509	18.974
Architect Engineer.....	9	224	73	2,557	3.375	1.654
Automatic Data Processing Services.....	33	2,967	80	8,147	3.699	5.270
ADP Equipment, Purchase & Lease.....	435	24,788	536	29,781	24.780	19.263
Real Property, Purchase & Lease.....	0	0	0	0	0.000	0.000
Other Services.....	140	10,696	469	35,747	21.683	23.122
Consultant Services.....	1	20	40	698	1.849	0.451

DEPARTMENT OF TRANSPORTATION SNAPSHOT REPORT

Actions Reported in Summary on SF281

Fourth Quarter Fiscal Year 1983

Part I - Total Prime Acquisition Actions

Acquisition Method	Number of Actions	Net Dollar Amount (000)				
		Total	Small Business Concerns	Large Business Concerns	Educational & Non-Profit Institutions	Outside U.S./ Outlying Areas
1. TOTAL (2+7+8).....	81,391	89,698				
2. Subtotal (3+4+5+6).....	80,247	87,848	49,963	35,613	1,984	288
3. Formally Advertised (Including 2 Step).....	214	1,607	1,543	64	0	0
4. Negotiated Competitive.....	35,527	28,984	22,238	6,264	449	33
5. Negotiated Non-Competitive.....	30,124	20,929	13,040	6,628	1,241	20
6. Procurement Under Another Agency's Contracts.....	14,382	36,328	13,142	22,657	294	235
6A. GSA Schedules.....	11,685	25,425	8,513	16,903	9	0
6B. Another Agency's Contracts.....	2,697	10,903	4,629	5,754	285	235
7. Directed Contracts For Foreign Governments.....	0	0				
8. Tariff Or Regulated Acquisitions.....	1,144	1,850				

Part II - Statistics on Selected Types of Acquisition

Type of Acquisition	Number of Actions	Net Dollar Amount (000)
9. Small Business Total Set-Asides.....	33,906	33,641
10. Small Business Partial Set-Asides.....	409	212
11. Total Labor Surplus Area Set-Asides.....	2,938	4,561
12. Total Labor Surplus Area/Small Business Set-Asides.....	4,690	5,986
13. Acquisitions From Minority And Disadvantaged Business Enterprises (13A+13B).....	2,114	4,557
13A. Directed To Large Or Small Minority Business Enterprises.....	1,424	1,387
13B. Small Business - Disadvantaged 8(A).....	690	3,170
14. Women-Owned Business.....	409	212

Fourth Quarter Fiscal Year 1983 Year to Date

Part I - Total Prime Acquisition Actions

Acquisition Method	Number of Actions	Net Dollar Amount (000)				
		Total	Small Business Concerns	Large Business Concerns	Educational & Non-Profit Institutions	Outside U.S./ Outlying Areas
1. TOTAL (2+7+8).....	274,809	268,372				
2. Subtotal (3+4+5+6).....	270,405	262,339	148,197	106,555	6,458	1,129
3. Formally Advertised (Including 2 Step).....	521	2,977	2,814	163	0	0
4. Negotiated Competitive.....	123,165	92,232	69,543	20,727	1,836	126
5. Negotiated Non-Competitive.....	103,256	63,223	38,755	21,230	3,147	91
6. Procurement Under Another Agency's Contracts.....	43,463	103,907	37,085	64,435	1,475	912
6A. GSA Schedules.....	33,685	77,190	25,595	51,509	85	1
6B. Another Agency's Contracts.....	9,778	26,717	11,490	12,926	1,390	911
7. Directed Contracts For Foreign Governments.....	1	1				
8. Tariff Or Regulated Acquisitions.....	4,403	6,032				

Part II - Statistics on Selected Types of Acquisition

Type of Acquisition	Number of Actions	Net Dollar Amount (000)
9. Small Business Total Set-Asides.....	106,516	83,845
10. Small Business Partial Set-Asides.....	764	495
11. Total Labor Surplus Area Set-Asides.....	12,459	7,867
12. Total Labor Surplus Area/Small Business Set-Asides.....	16,759	12,431
13. Acquisitions From Minority And Disadvantaged Business Enterprises (13A+13B).....	5,442	8,238
13A. Directed To Large Or Small Minority Business Enterprises.....	4,637	4,410
13B. Small Business - Disadvantaged 8(A).....	805	3,828
14. Women-Owned Business.....	929	638

DEPARTMENT OF TRANSPORTATION SNAPSHOT REPORT

Actions Reported Individually on SF279
Fourth Quarter Fiscal Year 1983 and Year to Date

	4th Qtr Actions	4th Qtr Dollars (000)	YTD Actions	YTD Dollars (000)	YTD % Actions	YTD % Dollars
Department of Transportation.....	1,533	159,131	6,838	831,233	100.000	100.000
TYPE CONTRACTOR						
Bus Concerns	1,363	144,785	6,318	697,156	92.395	83.870
Educational & Non-Profit	71	10,117	222	112,599	3.247	13.546
State Loc Gov.....	93	3,941	256	19,351	3.744	2.328
Non-Defined	6	288	42	2,127	0.614	0.256
METHODS OF PROC						
2 Step	4	2,858	35	32,543	0.512	3.915
Other Formal Adv.....	273	26,651	1,237	120,578	18.090	14.506
Neg Comp	770	73,397	3,371	358,273	49.298	43.101
Neg Non-Comp	484	55,196	2,092	308,904	30.594	37.162
Dir For Govs	0	0	0	0	0.000	0.000
Tariff or Reg.....	2	1,029	103	10,935	1.506	1.316
SMALL BUSINESS AWARDS						
Prime	949	78,019	4,286	328,839	62.679	39.560
Total Set-Aside	246	16,495	1,173	48,416	17.154	5.825
Partial Set-Aside	0	0	0	0	0.000	0.000
LABOR SURPLUS AREA						
Total Set-Aside	21	13,429	65	33,418	0.951	4.020
Tie Bid Pref	0	0	6	37	0.088	0.004
Tot LSA Sm Set-Aside.....	46	2,058	314	26,033	4.592	3.132
SUB-TOTAL	67	15,487	385	59,488	5.630	7.157
No Pref Given.....	1,466	143,644	6,453	771,745	94.370	92.843
MINORITY & DISADVANT						
Lg Minority.....	7	620	22	1,555	0.322	0.187
Sm Minority	39	1,917	224	18,093	3.276	2.176
8a Minority.....	171	18,184	695	64,251	10.164	7.730
SUB-TOTAL	217	20,721	941	83,899	13.761	10.093
WOMEN OWNED.....						
	55	9,291	251	24,064	3.671	2.895
TYPE OF CONTRACT						
Fixed Price	1,196	103,351	5,775	560,121	84.455	67.384
Cost.....	311	46,079	962	248,959	14.068	29.951
Time & Material.....	15	943	54	5,595	0.790	0.673
Labor Hour	11	8,758	47	16,558	0.687	1.992
Multi Year	65	12,925	346	134,724	5.060	16.208
SUBJECT TO STAT REQ						
Walsh Healey Mfr.....	325	34,389	1,552	268,452	22.697	32.296
Walsh Healey Dir.....	198	11,419	1,079	70,306	15.779	8.458
Service Contracts.....	153	6,353	764	65,800	11.173	7.916
Davis Bacon.....	233	41,417	1,266	175,761	18.514	21.145
Not Subject To	624	65,553	2,177	250,914	31.837	30.186
KIND OF CONTRACT						
Initial Letter	0	0	0	0	0.000	0.000
Def Supersd Ltr.....	0	0	0	0	0.000	0.000
Definitive.....	673	103,399	2,702	339,739	39.514	40.872
Internal Order.....	111	7,830	528	28,870	7.722	3.473
Modification.....	641	40,814	3,054	422,318	44.662	50.806
GSA Schedule.....	106	7,058	491	31,834	7.180	3.830
External Order.....	2	30	61	8,495	0.892	1.022
Term For Default.....	0	0	0	0	0.000	0.000
Term For Conven.....	0	0	2	-23	0.029	-0.003
PRODUCT OR SERVICE						
Supplies & Equipment.....	375	30,754	1,803	255,244	26.367	30.707
Research & Development.....	348	34,061	918	97,931	13.425	11.781
Construction.....	239	41,498	1,310	177,391	19.158	21.341
Architect Engineer.....	10	7,159	52	16,582	0.760	1.995
Automatic Data Processing Services.....	55	6,982	223	58,475	3.261	7.035
ADP Equipment, Purchase & Lease.....	102	5,028	458	26,197	6.698	3.152
Real Property, Purchase & Lease.....	7	56	102	2,218	1.492	0.267
Other Services.....	397	33,593	1,972	197,195	28.839	23.723
Consultant Services.....	8	347	33	4,527	0.483	0.545

DEPARTMENT OF TREASURY SNAPSHOT REPORT

Actions Reported in Summary on SF281

Fourth Quarter Fiscal Year 1983

Part I - Total Prime Acquisition Actions

Acquisition Method	Number of Actions	Net Dollar Amount (000)				
		Total	Small Business Concerns	Large Business Concerns	Educational & Non-Profit Institutions	Outside U.S./ Outlying Areas
1. TOTAL (2+7+8).....	33,881	33,976				
2. Subtotal (3+4+5+6).....	33,845	33,948	18,713	15,057	178	0
3. Formally Advertised (Including 2 Step).....	65	158	86	72	0	0
4. Negotiated Competitive.....	4,527	6,928	5,040	1,838	50	0
5. Negotiated Non-Competitive.....	19,903	8,676	5,753	2,862	61	0
6. Procurement Under Another Agency's Contracts.....	9,350	18,186	7,834	10,285	67	0
6A. GSA Schedules.....	8,464	17,075	7,473	9,579	23	0
6B. Another Agency's Contracts.....	886	1,111	361	706	44	0
7. Directed Contracts For Foreign Governments.....	0	0				
8. Tariff Or Regulated Acquisitions.....	36	28				

Part II - Statistics on Selected Types of Acquisition

Type of Acquisition	Number of Actions	Net Dollar Amount (000)
9. Small Business Total Set-Asides.....	7,645	5,955
10. Small Business Partial Set-Asides.....	0	0
11. Total Labor Surplus Area Set-Asides.....	3,389	3,524
12. Total Labor Surplus Area/Small Business Set-Asides.....	1,877	2,232
13. Acquisitions From Minority And Disadvantaged Business Enterprises (13A + 13B).....	1,229	1,218
13A. Directed To Large Or Small Minority Business Enterprises.....	1,202	1,134
13B. Small Business - Disadvantaged 8(A).....	27	84
14. Women-Owned Business.....	206	292

Fourth Quarter Fiscal Year 1983 Year to Date

Part I - Total Prime Acquisition Actions

Acquisition Method	Number of Actions	Net Dollar Amount (000)				
		Total	Small Business Concerns	Large Business Concerns	Educational & Non-Profit Institutions	Outside U.S./ Outlying Areas
1. TOTAL (2+7+8).....	118,277	128,437				
2. Subtotal (3+4+5+6).....	118,156	128,310	64,196	63,121	949	44
3. Formally Advertised (Including 2 Step).....	288	3,074	844	2,230	0	0
4. Negotiated Competitive.....	16,014	24,077	18,454	5,461	161	1
5. Negotiated Non-Competitive.....	71,876	41,889	23,318	18,078	467	26
6. Procurement Under Another Agency's Contracts.....	29,978	59,270	21,580	37,352	321	17
6A. GSA Schedules.....	26,577	51,511	16,688	34,734	89	0
6B. Another Agency's Contracts.....	3,401	7,759	4,892	2,618	232	17
7. Directed Contracts For Foreign Governments.....	0	0				
8. Tariff Or Regulated Acquisitions.....	121	127				

Part II - Statistics on Selected Types of Acquisition

Type of Acquisition	Number of Actions	Net Dollar Amount (000)
9. Small Business Total Set-Asides.....	26,533	17,503
10. Small Business Partial Set-Asides.....	22	21
11. Total Labor Surplus Area Set-Asides.....	14,143	12,099
12. Total Labor Surplus Area/Small Business Set-Asides.....	9,948	9,113
13. Acquisitions From Minority And Disadvantaged Business Enterprises (13A + 13B).....	4,325	5,473
13A. Directed To Large Or Small Minority Business Enterprises.....	4,260	4,323
13B. Small Business - Disadvantaged 8(A).....	65	1,150
14. Women-Owned Business.....	613	1,403

DEPARTMENT OF TREASURY SNAPSHOT REPORT

Actions Reported Individually on SF279

Fourth Quarter Fiscal Year 1983 and Year to Date

	4th Qtr Actions	4th Qtr Dollars (000)	YTD Actions	YTD Dollars (000)	YTD % Actions	YTD % Dollars
Department of Treasury.....	866	106,834	2,498	318,331	100.000	100.000
TYPE CONTRACTOR						
Bus Concerns.....	851	88,059	2,471	289,725	98.919	91.014
Educational & Non-Profit.....	7	1,002	12	1,405	0.480	0.441
State Loc Gov.....	2	37	5	127	0.200	0.040
Non-Defined.....	6	17,736	10	27,074	0.400	8.505
METHODS OF PROC						
2 Step.....	0	0	1	19	0.040	0.006
Other Formal Adv.....	150	16,241	436	46,568	17.454	14.629
Neg Comp.....	559	57,013	1,562	199,914	62.530	62.801
Neg Non-Comp.....	156	33,546	496	71,691	19.856	22.521
Dir For Govs.....	1	34	1	34	0.040	0.011
Tariff or Reg.....	0	0	2	105	0.080	0.033
SMALL BUSINESS AWARDS						
Prime.....	316	16,774	915	111,349	36.629	34.979
Total Set-Aside.....	38	1,695	76	4,766	3.042	1.497
Partial Set-Aside.....	0	0	0	0	0.000	0.000
LABOR SURPLUS AREA						
Total Set-Aside.....	2	65	7	156	0.280	0.049
Tie Bid Pref.....	3	37	5	135	0.200	0.042
Tot LSA Sm Set-Aside.....	6	136	21	967	0.841	0.304
SUB-TOTAL.....	11	238	33	1,258	1.321	0.395
No Pref Given.....	855	106,596	2,465	317,073	98.679	99.605
MINORITY & DISADVANT						
Lg Minority.....	4	144	23	677	0.921	0.213
Sm Minority.....	41	876	73	1,904	2.922	0.598
8a Minority.....	18	598	74	6,601	2.962	2.074
SUB-TOTAL.....	63	1,618	170	9,182	6.805	2.884
WOMEN OWNED.....						
	7	252	25	2,206	1.001	0.693
TYPE OF CONTRACT						
Fixed Price.....	846	98,676	2,454	304,510	98.239	95.658
Cost.....	13	7,810	31	13,234	1.241	4.157
Time & Material.....	3	174	6	307	0.240	0.096
Labor Hour.....	4	174	7	280	0.280	0.088
Multi Year.....	104	10,515	341	44,120	13.651	13.860
SUBJECT TO STAT REQ						
Walsh Healey Mfr.....	606	42,540	1,500	162,071	60.048	50.913
Walsh Healey Dir.....	104	9,567	297	29,722	11.890	9.337
Service Contracts.....	56	24,342	420	76,809	16.813	24.129
Davis Bacon.....	5	396	12	2,318	0.480	0.728
Not Subject To.....	95	29,989	269	47,411	10.769	14.894
KIND OF CONTRACT						
Initial Letter.....	6	2,477	11	2,621	0.440	0.823
Def Supersd Ltr.....	4	4,516	6	4,640	0.240	1.458
Definitive.....	193	59,103	510	108,214	20.416	33.994
Internal Order.....	181	21,086	546	60,441	21.857	18.987
Modification.....	55	3,874	234	23,170	9.367	7.279
GSA Schedule.....	366	13,819	1,053	115,899	42.154	36.408
External Order.....	61	1,959	138	3,346	5.524	1.051
Term For Default.....	0	0	0	0	0.000	0.000
Term For Conven.....	0	0	0	0	0.000	0.000
PRODUCT OR SERVICE						
Supplies & Equipment.....	496	55,785	1,183	128,338	47.358	40.316
Research & Development.....	0	0	0	0	0.000	0.000
Construction.....	6	415	14	2,367	0.560	0.744
Architect Engineer.....	15	669	25	1,018	1.001	0.320
Automatic Data Processing Services.....	13	1,957	78	11,574	3.122	3.636
ADP Equipment, Purchase & Lease.....	205	34,485	545	116,395	21.817	36.564
Real Property, Purchase & Lease.....	1	15	7	172	0.280	0.054
Other Services.....	130	13,508	646	58,467	25.861	18.367
Consultant Services.....	13	1,354	34	2,310	1.361	0.726

ACTION SNAPSHOT REPORT

Actions Reported in Summary on SF281

Fourth Quarter Fiscal Year 1983

Part I - Total Prime Acquisition Actions

Acquisition Method	Number of Actions	Net Dollar Amount (000)				
		Total	Small Business Concerns	Large Business Concerns	Educational & Non-Profit Institutions	Outside U.S./ Outlying Areas
1. TOTAL (2+7+8).....	401	181				
2. Subtotal (3+4+5+6).....	401	181	74	85	22	0
3. Formally Advertised (Including 2 Step)	0	0	0	0	0	0
4. Negotiated Competitive.....	77	36	19	13	4	0
5. Negotiated Non-Competitive	207	69	30	21	18	0
6. Procurement Under Another Agency's Contracts.....	117	76	25	51	0	0
6A. GSA Schedules.....	116	75	24	51	0	0
6B. Another Agency's Contracts.....	1	1	1	0	0	0
7. Directed Contracts For Foreign Governments	0	0				
8. Tariff Or Regulated Acquisitions.....	0	0				

Part II - Statistics on Selected Types of Acquisition

Type of Acquisition	Number of Actions	Net Dollar Amount (000)
9. Small Business Total Set-Asides.....	0	0
10. Small Business Partial Set-Asides.....	0	0
11. Total Labor Surplus Area Set-Asides.....	0	0
12. Total Labor Surplus Area/Small Business Set-Asides	0	0
13. Acquisitions From Minority And Disadvantaged Business Enterprises (13A + 13B).....	8	2
13A. Directed To Large Or Small Minority Business Enterprises.....	8	2
13B. Small Business - Disadvantaged 8(A).....	0	0
14. Women-Owned Business.....	4	1

Fourth Quarter Fiscal Year 1983 Year to Date

Part I - Total Prime Acquisition Actions

Acquisition Method	Number of Actions	Net Dollar Amount (000)				
		Total	Small Business Concerns	Large Business Concerns	Educational & Non-Profit Institutions	Outside U.S./ Outlying Areas
1. TOTAL (2+7+8).....	1,186	642				
2. Subtotal (3+4+5+6).....	1,186	642	235	373	34	0
3. Formally Advertised (Including 2 Step)	0	0	0	0	0	0
4. Negotiated Competitive.....	207	93	57	25	11	0
5. Negotiated Non-Competitive	595	207	118	66	23	0
6. Procurement Under Another Agency's Contracts.....	384	342	60	282	0	0
6A. GSA Schedules.....	383	341	59	282	0	0
6B. Another Agency's Contracts.....	1	1	1	0	0	0
7. Directed Contracts For Foreign Governments	0	0				
8. Tariff Or Regulated Acquisitions.....	0	0				

Part II - Statistics on Selected Types of Acquisition

Type of Acquisition	Number of Actions	Net Dollar Amount (000)
9. Small Business Total Set-Asides.....	0	0
10. Small Business Partial Set-Asides.....	0	0
11. Total Labor Surplus Area Set-Asides.....	0	0
12. Total Labor Surplus Area/Small Business Set-Asides	0	0
13. Acquisitions From Minority And Disadvantaged Business Enterprises (13A + 13B).....	18	17
13A. Directed To Large Or Small Minority Business Enterprises.....	16	6
13B. Small Business - Disadvantaged 8(A).....	2	11
14. Women-Owned Business.....	5	7

ACTION SNAPSHOT REPORT

Actions Reported Individually on SF279

Fourth Quarter Fiscal Year 1983 and Year to Date

	4th Qtr Actions	4th Qtr Dollars (000)	YTD Actions	YTD Dollars (000)	YTD % Actions	YTD % Dollars
Action	21	914	44	3,646	100.000	100.000
TYPE CONTRACTOR						
Bus Concerns	20	901	40	3,228	90.909	88.535
Educational & Non-Profit	1	13	4	418	9.091	11.465
State Loc Gov	0	0	0	0	0.000	0.000
Non-Defined	0	0	0	0	0.000	0.000
METHODS OF PROC						
2 Step	0	0	0	0	0.000	0.000
Other Formal Adv	0	0	0	0	0.000	0.000
Neg Comp	5	202	12	394	27.273	10.806
Neg Non-Comp	16	712	32	3,252	72.727	89.194
Dir For Govs	0	0	0	0	0.000	0.000
Tariff or Reg	0	0	0	0	0.000	0.000
SMALL BUSINESS AWARDS						
Prime	17	730	28	1,228	63.636	33.681
Total Set-Aside	0	0	0	0	0.000	0.000
Partial Set-Aside	0	0	0	0	0.000	0.000
LABOR SURPLUS AREA						
Total Set-Aside	0	0	0	0	0.000	0.000
Tie Bid Pref	0	0	0	0	0.000	0.000
Tot LSA Sm Set-Aside	0	0	0	0	0.000	0.000
SUB-TOTAL	0	0	0	0	0.000	0.000
No Pref Given	21	914	44	3,646	100.000	100.000
MINORITY & DISADVANT						
Lg Minority	0	0	0	0	0.000	0.000
Sm Minority	1	13	3	119	6.818	3.264
8a Minority	15	699	15	699	34.091	19.172
SUB-TOTAL	16	712	18	818	40.909	22.436
WOMEN OWNED						
	0	0	1	12	2.273	0.329
TYPE OF CONTRACT						
Fixed Price	14	465	32	2,510	72.727	68.843
Cost	5	385	10	1,072	22.727	29.402
Time & Material	0	0	0	0	0.000	0.000
Labor Hour	2	64	2	64	4.545	1.755
Multi Year	2	202	15	2,610	34.091	71.585
SUBJECT TO STAT REQ						
Walsh Healey Mfr	3	38	8	282	18.182	7.735
Walsh Healey Dir	0	0	1	57	2.273	1.563
Service Contracts	2	55	5	122	11.364	3.346
Davis Bacon	0	0	0	0	0.000	0.000
Not Subject To	16	821	30	3,185	68.182	87.356
KIND OF CONTRACT						
Initial Letter	0	0	0	0	0.000	0.000
Def Supersd Ltr	0	0	1	13	2.273	0.357
Definitive	13	795	14	828	31.818	22.710
Internal Order	0	0	0	0	0.000	0.000
Modification	4	63	19	2,545	43.182	69.803
GSA Schedule	4	56	10	260	22.727	7.131
External Order	0	0	0	0	0.000	0.000
Term For Default	0	0	0	0	0.000	0.000
Term For Conven	0	0	0	0	0.000	0.000
PRODUCT OR SERVICE						
Supplies & Equipment	1	13	2	23	4.545	0.631
Research & Development	0	0	0	0	0.000	0.000
Construction	0	0	0	0	0.000	0.000
Architect Engineer	0	0	0	0	0.000	0.000
Automatic Data Processing Services	0	0	2	394	4.545	10.806
ADP Equipment, Purchase & Lease	2	25	4	337	9.091	9.243
Real Property, Purchase & Lease	0	0	0	0	0.000	0.000
Other Services	18	876	36	2,892	81.818	79.320
Consultant Services	0	0	0	0	0.000	0.000

ADMINISTRATIVE CONFERENCE OF THE U.S. SNAPSHOT REPORT

Actions Reported in Summary on SF281

Fourth Quarter Fiscal Year 1983

Part I - Total Prime Acquisition Actions

Acquisition Method	Number of Actions	Net Dollar Amount (000)				
		Total	Small Business Concerns	Large Business Concerns	Educational & Non-Profit Institutions	Outside U.S./ Outlying Areas
1. TOTAL (2+7+8).....	127	119				
2. Subtotal (3+4+5+6).....	124	118	111	7	0	0
3. Formally Advertised (Including 2 Step).....	0	0	0	0	0	0
4. Negotiated Competitive.....	98	15	13	2	0	0
5. Negotiated Non-Competitive.....	17	100	98	2	0	0
6. Procurement Under Another Agency's Contracts.....	9	3	0	3	0	0
6A. GSA Schedules.....	9	3	0	3	0	0
6B. Another Agency's Contracts.....	0	0	0	0	0	0
7. Directed Contracts For Foreign Governments.....	0	0	0	0	0	0
8. Tariff Or Regulated Acquisitions.....	3	1				

Part II - Statistics on Selected Types of Acquisition

Type of Acquisition	Number of Actions	Net Dollar Amount (000)
9. Small Business Total Set-Asides.....	93	111
10. Small Business Partial Set-Asides.....	0	0
11. Total Labor Surplus Area Set-Asides.....	0	0
12. Total Labor Surplus Area/Small Business Set-Asides.....	0	0
13. Acquisitions From Minority And Disadvantaged Business Enterprises (13A+13B).....	4	7
13A. Directed To Large Or Small Minority Business Enterprises.....	4	7
13B. Small Business - Disadvantaged 8(A).....	0	0
14. Women-Owned Business.....	5	4

Fourth Quarter Fiscal Year 1983 Year to Date

Part I - Total Prime Acquisition Actions

Acquisition Method	Number of Actions	Net Dollar Amount (000)				
		Total	Small Business Concerns	Large Business Concerns	Educational & Non-Profit Institutions	Outside U.S./ Outlying Areas
1. TOTAL (2+7+8).....	385	253				
2. Subtotal (3+4+5+6).....	378	251	199	41	11	0
3. Formally Advertised (Including 2 Step).....	0	0	0	0	0	0
4. Negotiated Competitive.....	325	56	46	9	1	0
5. Negotiated Non-Competitive.....	28	160	148	2	10	0
6. Procurement Under Another Agency's Contracts.....	25	35	5	30	0	0
6A. GSA Schedules.....	25	35	5	30	0	0
6B. Another Agency's Contracts.....	0	0	0	0	0	0
7. Directed Contracts For Foreign Governments.....	0	0				
8. Tariff Or Regulated Acquisitions.....	7	2				

Part II - Statistics on Selected Types of Acquisition

Type of Acquisition	Number of Actions	Net Dollar Amount (000)
9. Small Business Total Set-Asides.....	266	198
10. Small Business Partial Set-Asides.....	0	0
11. Total Labor Surplus Area Set-Asides.....	0	0
12. Total Labor Surplus Area/Small Business Set-Asides.....	0	0
13. Acquisitions From Minority And Disadvantaged Business Enterprises (13A+13B).....	15	15
13A. Directed To Large Or Small Minority Business Enterprises.....	11	13
13B. Small Business - Disadvantaged 8(A).....	4	2
14. Women-Owned Business.....	14	12

ADMINISTRATIVE CONFERENCE OF THE U.S. SNAPSHOT REPORT

Actions Reported Individually on SF279 Fourth Quarter Fiscal Year 1983 and Year to Date

	4th Qtr Actions	4th Qtr Dollars (000)	YTD Actions	YTD Dollars (000)	YTD % Actions	YTD % Dollars
Administrative Conference of the U.S.	2	51	6	129	100.000	100.000
TYPE CONTRACTOR						
Bus Concerns	2	51	6	129	100.000	100.000
Educational & Non-Profit	0	0	0	0	0.000	0.000
State Loc Gov.....	0	0	0	0	0.000	0.000
Non-Defined	0	0	0	0	0.000	0.000
METHODS OF PROC						
2 Step	0	0	0	0	0.000	0.000
Other Formal Adv.....	0	0	0	0	0.000	0.000
Neg Comp	0	0	1	26	16.667	20.155
Neg Non-Comp	2	51	5	103	83.333	79.845
Dir For Govs	0	0	0	0	0.000	0.000
Tariff or Reg.....	0	0	0	0	0.000	0.000
SMALL BUSINESS AWARDS						
Prime	2	51	5	103	83.333	79.845
Total Set-Aside	0	0	0	0	0.000	0.000
Partial Set-Aside	0	0	0	0	0.000	0.000
LABOR SURPLUS AREA						
Total Set-Aside	0	0	0	0	0.000	0.000
Tie Bid Pref	0	0	0	0	0.000	0.000
Tot LSA Sm Set-Aside.....	0	0	0	0	0.000	0.000
SUB-TOTAL	0	0	0	0	0.000	0.000
No Pref Given.....	2	51	6	129	100.000	100.000
MINORITY & DISADVANT						
Lg Minority	0	0	0	0	0.000	0.000
Sm Minority	0	0	0	0	0.000	0.000
8a Minority	0	0	0	0	0.000	0.000
SUB-TOTAL	0	0	0	0	0.000	0.000
WOMEN OWNED						
.....	0	0	0	0	0.000	0.000
TYPE OF CONTRACT						
Fixed Price	0	0	1	26	16.667	20.155
Cost.....	2	51	5	103	83.333	79.845
Time & Material.....	0	0	0	0	0.000	0.000
Labor Hour	0	0	0	0	0.000	0.000
Multi Year	0	0	0	0	0.000	0.000
SUBJECT TO STAT REQ						
Walsh Healey Mfr.....	0	0	1	26	16.667	20.155
Walsh Healey Dir.....	0	0	0	0	0.000	0.000
Service Contracts.....	0	0	0	0	0.000	0.000
Davis Bacon.....	0	0	0	0	0.000	0.000
Not Subject To	2	51	5	103	83.333	79.845
KIND OF CONTRACT						
Initial Letter	0	0	0	0	0.000	0.000
Def Superseded Ltr.....	0	0	0	0	0.000	0.000
Definitive	2	51	5	103	83.333	79.845
Internal Order.....	0	0	0	0	0.000	0.000
Modification.....	0	0	0	0	0.000	0.000
GSA Schedule	0	0	1	26	16.667	20.155
External Order.....	0	0	0	0	0.000	0.000
Term For Default.....	0	0	0	0	0.000	0.000
Term For Conven.....	0	0	0	0	0.000	0.000
PRODUCT OR SERVICE						
Supplies & Equipment	0	0	1	26	16.667	20.155
Research & Development.....	0	0	0	0	0.000	0.000
Construction	0	0	0	0	0.000	0.000
Architect Engineer.....	0	0	0	0	0.000	0.000
Automatic Data Processing Services.....	0	0	0	0	0.000	0.000
ADP Equipment, Purchase & Lease.....	0	0	0	0	0.000	0.000
Real Property, Purchase & Lease.....	0	0	0	0	0.000	0.000
Other Services	2	51	5	103	83.333	79.845
Consultant Services	2	51	5	103	83.333	79.845

AGENCY FOR INTERNATIONAL DEVELOPMENT SNAPSHOT REPORT

Actions Reported in Summary on SF281

Fourth Quarter Fiscal Year 1983

Part I - Total Prime Acquisition Actions

Acquisition Method	Number of Actions	Net Dollar Amount (000)				
		Total	Small Business Concerns	Large Business Concerns	Educational & Non-Profit Institutions	Outside U.S./ Outlying Areas
1. TOTAL (2+7+8).....	1,021	4,542				
2. Subtotal (3+4+5+6).....	1,021	4,542	1,056	3,486	0	0
3. Formally Advertised (Including 2 Step).....	31	0	0	0	0	0
4. Negotiated Competitive.....	139	158	103	55	0	0
5. Negotiated Non-Competitive.....	611	418	137	281	0	0
6. Procurement Under Another Agency's Contracts.....	240	3,966	816	3,150	0	0
6A. GSA Schedules.....	240	3,966	816	3,150	0	0
6B. Another Agency's Contracts.....	0	0	0	0	0	0
7. Directed Contracts For Foreign Governments.....	0	0				
8. Tariff Or Regulated Acquisitions.....	0	0				

Part II - Statistics on Selected Types of Acquisition

Type of Acquisition	Number of Actions	Net Dollar Amount (000)
9. Small Business Total Set-Asides.....	43	5
10. Small Business Partial Set-Asides.....	5	0
11. Total Labor Surplus Area Set-Asides.....	0	0
12. Total Labor Surplus Area/Small Business Set-Asides.....	0	0
13. Acquisitions From Minority And Disadvantaged Business Enterprises (13A+13B).....	83	528
13A. Directed To Large Or Small Minority Business Enterprises.....	78	528
13B. Small Business - Disadvantaged 8(A).....	5	0
14. Women-Owned Business.....	0	0

Fourth Quarter Fiscal Year 1983 Year to Date

Part I - Total Prime Acquisition Actions

Acquisition Method	Number of Actions	Net Dollar Amount (000)				
		Total	Small Business Concerns	Large Business Concerns	Educational & Non-Profit Institutions	Outside U.S./ Outlying Areas
1. TOTAL (2+7+8).....	3,335	11,256				
2. Subtotal (3+4+5+6).....	3,335	11,256	2,102	8,690	70	394
3. Formally Advertised (Including 2 Step).....	70	0	0	0	0	0
4. Negotiated Competitive.....	567	405	288	91	26	0
5. Negotiated Non-Competitive.....	2,055	1,416	528	450	44	394
6. Procurement Under Another Agency's Contracts.....	643	9,435	1,286	8,149	0	0
6A. GSA Schedules.....	643	9,435	1,286	8,149	0	0
6B. Another Agency's Contracts.....	0	0	0	0	0	0
7. Directed Contracts For Foreign Governments.....	0	0				
8. Tariff Or Regulated Acquisitions.....	0	0				

Part II - Statistics on Selected Types of Acquisition

Type of Acquisition	Number of Actions	Net Dollar Amount (000)
9. Small Business Total Set-Asides.....	192	256
10. Small Business Partial Set-Asides.....	6	0
11. Total Labor Surplus Area Set-Asides.....	0	0
12. Total Labor Surplus Area/Small Business Set-Asides.....	63	204
13. Acquisitions From Minority And Disadvantaged Business Enterprises (13A+13B).....	719	3,399
13A. Directed To Large Or Small Minority Business Enterprises.....	573	2,955
13B. Small Business - Disadvantaged 8(A).....	146	444
14. Women-Owned Business.....	0	0

AGENCY FOR INTERNATIONAL DEVELOPMENT SNAPSHOT REPORT

Actions Reported Individually on SF279

Fourth Quarter Fiscal Year 1983 and Year to Date

	4th Qtr Actions	4th Qtr Dollars (000)	YTD Actions	YTD Dollars (000)	YTD % Actions	YTD % Dollars
Agency for International Development	742	76,633	2,197	235,472	100.000	100.000
TYPE CONTRACTOR						
Bus Concerns	601	35,067	1,825	128,676	83.068	54.646
Educational & Non-Profit	107	24,500	265	62,491	12.062	26.539
State Loc Gov	31	16,826	89	42,653	4.051	18.114
Non-Defined	3	240	18	1,652	0.819	0.702
METHODS OF PROC						
2 Step	0	0	0	0	0.000	0.000
Other Formal Adv	68	6,702	124	10,677	5.644	4.534
Neg Comp	245	38,073	788	138,146	35.867	58.668
Neg Non-Comp	429	31,858	1,285	86,649	58.489	36.798
Dir For Govs	0	0	0	0	0.000	0.000
Tariff or Reg	0	0	0	0	0.000	0.000
SMALL BUSINESS AWARDS						
Prime	465	16,695	1,375	74,334	62.585	31.568
Total Set-Aside	53	1,306	154	14,203	7.010	6.032
Partial Set-Aside	6	50	10	777	0.455	0.330
LABOR SURPLUS AREA						
Total Set-Aside	0	0	0	0	0.000	0.000
Tie Bid Pref	0	0	0	0	0.000	0.000
Tot LSA Sm Set-Aside	0	0	0	0	0.000	0.000
SUB-TOTAL	0	0	0	0	0.000	0.000
No Pref Given	742	76,633	2,197	235,472	100.000	100.000
MINORITY & DISADVANT						
Lg Minority	9	1,366	41	2,410	1.866	1.023
Sm Minority	55	2,685	195	16,370	8.876	6.952
8a Minority	34	4,217	87	12,521	3.960	5.317
SUB-TOTAL	98	8,268	323	31,301	14.702	13.293
WOMEN OWNED	59	870	197	8,217	8.967	3.490
TYPE OF CONTRACT						
Fixed Price	309	9,281	833	24,148	37.915	10.255
Cost	239	61,228	783	191,461	35.640	81.309
Time & Material	194	6,124	581	19,863	26.445	8.435
Labor Hour	0	0	0	0	0.000	0.000
Multi Year	118	46,278	314	135,968	14.292	57.743
SUBJECT TO STAT REQ						
Walsh Healey Mfr	4	866	8	894	0.364	0.380
Walsh Healey Dir	11	99	13	409	0.592	0.174
Service Contracts	2	262	2	262	0.091	0.111
Davis Bacon	0	0	1	86	0.046	0.037
Not Subject To	725	75,406	2,173	233,821	98.908	99.299
KIND OF CONTRACT						
Initial Letter	0	0	0	0	0.000	0.000
Def Superseded Ltr	0	0	0	0	0.000	0.000
Definitive	394	28,523	1,154	85,649	52.526	36.373
Internal Order	119	5,559	356	18,528	16.204	7.868
Modification	229	42,551	687	131,295	31.270	55.758
GSA Schedule	0	0	0	0	0.000	0.000
External Order	0	0	0	0	0.000	0.000
Term For Default	0	0	0	0	0.000	0.000
Term For Conven	0	0	0	0	0.000	0.000
PRODUCT OR SERVICE						
Supplies & Equipment	18	5,172	84	14,177	3.823	6.021
Research & Development	1	1,953	5	3,320	0.228	1.410
Construction	0	0	2	89	0.091	0.038
Architect Engineer	7	902	40	4,706	1.821	1.999
Automatic Data Processing Services	48	2,055	80	3,471	3.641	1.474
ADP Equipment, Purchase & Lease	27	259	28	264	1.274	0.112
Real Property, Purchase & Lease	2	11	4	18	0.182	0.008
Other Services	639	66,281	1,954	209,427	88.939	88.939
Consultant Services	223	4,077	615	16,914	27.993	7.183

ALASKA NATURAL GAS TRANSPORTATION SYSTEM SNAPSHOT REPORT

Actions Reported in Summary on SF281

Fourth Quarter Fiscal Year 1983

Part I - Total Prime Acquisition Actions

Acquisition Method	Number of Actions	Net Dollar Amount (000)				
		Total	Small Business Concerns	Large Business Concerns	Educational & Non-Profit Institutions	Outside U.S./ Outlying Areas
1. TOTAL (2+7+8).....	21	25				
2. Subtotal (3+4+5+6).....	19	12	11	1	0	0
3. Formally Advertised (Including 2 Step).....	0	0	0	0	0	0
4. Negotiated Competitive.....	2	1	1	0	0	0
5. Negotiated Non-Competitive.....	9	2	1	1	0	0
6. Procurement Under Another Agency's Contracts.....	8	9	9	0	0	0
6A. GSA Schedules.....	8	9	9	0	0	0
6B. Another Agency's Contracts.....	0	0	0	0	0	0
7. Directed Contracts For Foreign Governments.....	0	0				
8. Tariff Or Regulated Acquisitions.....	2	13				

Part II - Statistics on Selected Types of Acquisition

Type of Acquisition	Number of Actions	Net Dollar Amount (000)
9. Small Business Total Set-Asides.....	2	1
10. Small Business Partial Set-Asides.....	0	0
11. Total Labor Surplus Area Set-Asides.....	0	0
12. Total Labor Surplus Area/Small Business Set-Asides.....	0	0
13. Acquisitions From Minority And Disadvantaged Business Enterprises (13A+13B).....	0	0
13A. Directed To Large Or Small Minority Business Enterprises.....	0	0
13B. Small Business - Disadvantaged 8(A).....	0	0
14. Women-Owned Business.....	0	0

Fourth Quarter Fiscal Year 1983 Year to Date

Part I - Total Prime Acquisition Actions

Acquisition Method	Number of Actions	Net Dollar Amount (000)				
		Total	Small Business Concerns	Large Business Concerns	Educational & Non-Profit Institutions	Outside U.S./ Outlying Areas
1. TOTAL (2+7+8).....	228	266				
2. Subtotal (3+4+5+6).....	215	202	116	74	12	0
3. Formally Advertised (Including 2 Step).....	0	0	0	0	0	0
4. Negotiated Competitive.....	41	76	70	6	0	0
5. Negotiated Non-Competitive.....	115	55	23	30	2	0
6. Procurement Under Another Agency's Contracts.....	59	71	23	38	10	0
6A. GSA Schedules.....	51	67	22	35	10	0
6B. Another Agency's Contracts.....	8	4	1	3	0	0
7. Directed Contracts For Foreign Governments.....	0	0				
8. Tariff Or Regulated Acquisitions.....	13	64				

Part II - Statistics on Selected Types of Acquisition

Type of Acquisition	Number of Actions	Net Dollar Amount (000)
9. Small Business Total Set-Asides.....	104	59
10. Small Business Partial Set-Asides.....	0	0
11. Total Labor Surplus Area Set-Asides.....	0	0
12. Total Labor Surplus Area/Small Business Set-Asides.....	0	0
13. Acquisitions From Minority And Disadvantaged Business Enterprises (13A+13B).....	1	4
13A. Directed To Large Or Small Minority Business Enterprises.....	1	4
13B. Small Business - Disadvantaged 8(A).....	0	0
14. Women-Owned Business.....	5	0

ALASKA NATURAL GAS TRANSPORTATION SYSTEM SNAPSHOT REPORT

Actions Reported Individually on SF279
Fourth Quarter Fiscal Year 1983 and Year to Date

	4th Qtr Actions	4th Qtr Dollars (000)	YTD Actions	YTD Dollars (000)	YTD % Actions	YTD % Dollars
Alaska Natural Gas Transportation System.....	0	0	20	148	100.000	100.000
TYPE CONTRACTOR						
Bus Concerns.....	0	0	20	148	100.000	100.000
Educational & Non-Profit.....	0	0	0	0	0.000	0.000
State Loc Gov.....	0	0	0	0	0.000	0.000
Non-Defined.....	0	0	0	0	0.000	0.000
METHODS OF PROC						
2 Step.....	0	0	0	0	0.000	0.000
Other Formal Adv.....	0	0	3	39	15.000	26.351
Neg Comp.....	0	0	8	-48	40.000	-32.432
Neg Non-Comp.....	0	0	5	60	25.000	40.541
Dir For Govs.....	0	0	0	0	0.000	0.000
Tariff or Reg.....	0	0	4	97	20.000	65.541
SMALL BUSINESS AWARDS						
Prime.....	0	0	8	59	40.000	39.865
Total Set-Aside.....	0	0	1	2	5.000	1.351
Partial Set-Aside.....	0	0	0	0	0.000	0.000
LABOR SURPLUS AREA						
Total Set-Aside.....	0	0	0	0	0.000	0.000
Tie Bid Pref.....	0	0	0	0	0.000	0.000
Tot LSA Sm Set-Aside.....	0	0	0	0	0.000	0.000
SUB-TOTAL.....	0	0	0	0	0.000	0.000
No Pref Given.....	0	0	20	148	100.000	100.000
MINORITY & DISADVANT						
Lg Minority.....	0	0	0	0	0.000	0.000
Sm Minority.....	0	0	1	2	5.000	1.351
8a Minority.....	0	0	1	-17	5.000	-11.486
SUB-TOTAL.....	0	0	2	-15	10.000	-10.135
WOMEN OWNED.....	0	0	1	-17	5.000	-11.486
TYPE OF CONTRACT						
Fixed Price.....	0	0	18	163	90.000	110.135
Cost.....	0	0	1	-17	5.000	-11.486
Time & Material.....	0	0	1	2	5.000	1.351
Labor Hour.....	0	0	0	0	0.000	0.000
Multi Year.....	0	0	0	0	0.000	0.000
SUBJECT TO STAT REQ						
Walsh Healey Mfr.....	0	0	4	11	20.000	7.432
Walsh Healey Dir.....	0	0	0	0	0.000	0.000
Service Contracts.....	0	0	8	-22	40.000	-14.865
Davis Bacon.....	0	0	0	0	0.000	0.000
Not Subject To.....	0	0	8	159	40.000	107.432
KIND OF CONTRACT						
Initial Letter.....	0	0	0	0	0.000	0.000
Def Supersd Ltr.....	0	0	0	0	0.000	0.000
Definitive.....	0	0	4	97	20.000	65.541
Internal Order.....	0	0	4	41	20.000	27.703
Modification.....	0	0	10	-46	50.000	-31.081
GSA Schedule.....	0	0	2	56	10.000	37.838
External Order.....	0	0	0	0	0.000	0.000
Term For Default.....	0	0	0	0	0.000	0.000
Term For Conven.....	0	0	0	0	0.000	0.000
PRODUCT OR SERVICE						
Supplies & Equipment.....	0	0	0	0	0.000	0.000
Research & Development.....	0	0	0	0	0.000	0.000
Construction.....	0	0	0	0	0.000	0.000
Architect Engineer.....	0	0	1	2	5.000	1.351
Automatic Data Processing Services.....	0	0	1	-17	5.000	-11.486
ADP Equipment, Purchase & Lease.....	0	0	1	-5	5.000	-3.378
Real Property, Purchase & Lease.....	0	0	4	77	20.000	52.027
Other Services.....	0	0	13	91	65.000	61.486
Consultant Services.....	0	0	0	0	0.000	0.000

AMERICAN BATTLE MONUMENTS COMMISSION SNAPSHOT REPORT

Actions Reported in Summary on SF281

Fourth Quarter Fiscal Year 1983

Part I - Total Prime Acquisition Actions

Acquisition Method	Number of Actions	Net Dollar Amount (000)				
		Total	Small Business Concerns	Large Business Concerns	Educational & Non-Profit Institutions	Outside U.S./ Outlying Areas
1. TOTAL (2+7+8).....	1,924	999				
2. Subtotal (3+4+5+6).....	1,924	999	6	12	16	965
3. Formally Advertised (Including 2 Step).....	54	126	0	0	0	126
4. Negotiated Competitive.....	70	201	0	0	0	201
5. Negotiated Non-Competitive.....	1,765	638	0	0	0	638
6. Procurement Under Another Agency's Contracts.....	35	34	6	12	16	0
6A. GSA Schedules.....	15	18	6	12	0	0
6B. Another Agency's Contracts.....	20	16	0	0	16	0
7. Directed Contracts For Foreign Governments.....	0	0				
8. Tariff Or Regulated Acquisitions.....	0	0				

Part II - Statistics on Selected Types of Acquisition

Type of Acquisition	Number of Actions	Net Dollar Amount (000)
9. Small Business Total Set-Asides.....	0	0
10. Small Business Partial Set-Asides.....	0	0
11. Total Labor Surplus Area Set-Asides.....	0	0
12. Total Labor Surplus Area/Small Business Set-Asides.....	0	0
13. Acquisitions From Minority And Disadvantaged Business Enterprises (13A + 13B).....	0	0
13A. Directed To Large Or Small Minority Business Enterprises.....	0	0
13B. Small Business - Disadvantaged 8(A).....	0	0
14. Women-Owned Business.....	0	0

Fourth Quarter Fiscal Year 1983 Year to Date

Part I - Total Prime Acquisition Actions

Acquisition Method	Number of Actions	Net Dollar Amount (000)				
		Total	Small Business Concerns	Large Business Concerns	Educational & Non-Profit Institutions	Outside U.S./ Outlying Areas
1. TOTAL (2+7+8).....	5,543	2,829				
2. Subtotal (3+4+5+6).....	5,543	2,829	26	46	48	2,709
3. Formally Advertised (Including 2 Step).....	136	325	0	0	0	325
4. Negotiated Competitive.....	196	515	0	0	0	515
5. Negotiated Non-Competitive.....	5,092	1,869	0	0	0	1,869
6. Procurement Under Another Agency's Contracts.....	119	120	26	46	48	0
6A. GSA Schedules.....	59	72	26	46	0	0
6B. Another Agency's Contracts.....	60	48	0	0	48	0
7. Directed Contracts For Foreign Governments.....	0	0				
8. Tariff Or Regulated Acquisitions.....	0	0				

Part II - Statistics on Selected Types of Acquisition

Type of Acquisition	Number of Actions	Net Dollar Amount (000)
9. Small Business Total Set-Asides.....	0	0
10. Small Business Partial Set-Asides.....	0	0
11. Total Labor Surplus Area Set-Asides.....	0	0
12. Total Labor Surplus Area/Small Business Set-Asides.....	0	0
13. Acquisitions From Minority And Disadvantaged Business Enterprises (13A + 13B).....	0	0
13A. Directed To Large Or Small Minority Business Enterprises.....	0	0
13B. Small Business - Disadvantaged 8(A).....	0	0
14. Women-Owned Business.....	0	0

AMERICAN BATTLE MONUMENTS COMMISSION SNAPSHOT REPORT

Actions Reported Individually on SF279 Fourth Quarter Fiscal Year 1983 and Year to Date

	4th Qtr Actions	4th Qtr Dollars (000)	YTD Actions	YTD Dollars (000)	YTD % Actions	YTD % Dollars
American Battle Monuments Commission	24	858	27	927	100.000	100.000
TYPE CONTRACTOR						
Bus Concerns	1	42	1	42	3.704	4.531
Educational & Non-Profit	0	0	0	0	0.000	0.000
State Loc Gov	0	0	0	0	0.000	0.000
Non-Defined	23	816	26	885	96.296	95.469
METHODS OF PROC						
2 Step	0	0	0	0	0.000	0.000
Other Formal Adv	22	822	24	865	88.889	93.312
Neg Comp	0	0	0	0	0.000	0.000
Neg Non-Comp	2	36	3	62	11.111	6.688
Dir For Govs	0	0	0	0	0.000	0.000
Tariff or Reg	0	0	0	0	0.000	0.000
SMALL BUSINESS AWARDS						
Prime	1	42	1	42	3.704	4.531
Total Set-Aside	0	0	0	0	0.000	0.000
Partial Set-Aside	0	0	0	0	0.000	0.000
LABOR SURPLUS AREA						
Total Set-Aside	0	0	0	0	0.000	0.000
Tie Bid Pref	0	0	0	0	0.000	0.000
Tot LSA Sm Set-Aside	0	0	0	0	0.000	0.000
SUB-TOTAL	0	0	0	0	0.000	0.000
No Pref Given	24	858	27	927	100.000	100.000
MINORITY & DISADVANT						
Lg Minority	0	0	0	0	0.000	0.000
Sm Minority	0	0	0	0	0.000	0.000
8a Minority	0	0	0	0	0.000	0.000
SUB-TOTAL	0	0	0	0	0.000	0.000
WOMEN OWNED						
	0	0	0	0	0.000	0.000
TYPE OF CONTRACT						
Fixed Price	24	858	27	927	100.000	100.000
Cost	0	0	0	0	0.000	0.000
Time & Material	0	0	0	0	0.000	0.000
Labor Hour	0	0	0	0	0.000	0.000
Multi Year	0	0	0	0	0.000	0.000
SUBJECT TO STAT REQ						
Walsh Healey Mfr	0	0	0	0	0.000	0.000
Walsh Healey Dir	0	0	0	0	0.000	0.000
Service Contracts	0	0	0	0	0.000	0.000
Davis Bacon	0	0	0	0	0.000	0.000
Not Subject To	24	858	27	927	100.000	100.000
KIND OF CONTRACT						
Initial Letter	0	0	0	0	0.000	0.000
Def Supersed Ltr	0	0	0	0	0.000	0.000
Definitive	24	858	27	927	100.000	100.000
Internal Order	0	0	0	0	0.000	0.000
Modification	0	0	0	0	0.000	0.000
GSA Schedule	0	0	0	0	0.000	0.000
External Order	0	0	0	0	0.000	0.000
Term For Default	0	0	0	0	0.000	0.000
Term For Conven	0	0	0	0	0.000	0.000
PRODUCT OR SERVICE						
Supplies & Equipment	0	0	0	0	0.000	0.000
Research & Development	0	0	0	0	0.000	0.000
Construction	22	763	25	832	92.593	89.752
Architect Engineer	0	0	0	0	0.000	0.000
Automatic Data Processing Services	0	0	0	0	0.000	0.000
ADP Equipment, Purchase & Lease	0	0	0	0	0.000	0.000
Real Property, Purchase & Lease	2	95	2	95	7.407	10.248
Other Services	0	0	0	0	0.000	0.000
Consultant Services	0	0	0	0	0.000	0.000

BOARD FOR INTERNATIONAL BROADCASTING SNAPSHOT REPORT

Actions Reported in Summary on SF281

Fourth Quarter Fiscal Year 1983

Part I - Total Prime Acquisition Actions

Acquisition Method	Number of Actions	Net Dollar Amount (000)				
		Total	Small Business Concerns	Large Business Concerns	Educational & Non-Profit Institutions	Outside U.S./ Outlying Areas
1. TOTAL (2+7+8).....	16	136				
2. Subtotal (3+4+5+6).....	16	136	135	1	0	0
3. Formally Advertised (Including 2 Step)	0	0	0	0	0	0
4. Negotiated Competitive.....	0	0	0	0	0	0
5. Negotiated Non-Competitive	16	136	135	1	0	0
6. Procurement Under Another Agency's Contracts.....	0	0	0	0	0	0
6A. GSA Schedules.....	0	0	0	0	0	0
6B. Another Agency's Contracts.....	0	0	0	0	0	0
7. Directed Contracts For Foreign Governments	0	0	0	0	0	0
8. Tariff Or Regulated Acquisitions.....	0	0				

Part II - Statistics on Selected Types of Acquisition

Type of Acquisition	Number of Actions	Net Dollar Amount (000)
9. Small Business Total Set-Asides	0	0
10. Small Business Partial Set-Asides.....	0	0
11. Total Labor Surplus Area Set-Asides.....	0	0
12. Total Labor Surplus Area/Small Business Set-Asides	0	0
13. Acquisitions From Minority And Disadvantaged Business Enterprises (13A+13B).....	0	0
13A. Directed To Large Or Small Minority Business Enterprises.....	0	0
13B. Small Business - Disadvantaged 8(A)	0	0
14. Women-Owned Business.....	0	0

Fourth Quarter Fiscal Year 1983 Year to Date

Part I - Total Prime Acquisition Actions

Acquisition Method	Number of Actions	Net Dollar Amount (000)				
		Total	Small Business Concerns	Large Business Concerns	Educational & Non-Profit Institutions	Outside U.S./ Outlying Areas
1. TOTAL (2+7+8).....	55	194				
2. Subtotal (3+4+5+6).....	55	194	183	10	1	0
3. Formally Advertised (Including 2 Step)	0	0	0	0	0	0
4. Negotiated Competitive.....	0	0	0	0	0	0
5. Negotiated Non-Competitive	55	194	183	10	1	0
6. Procurement Under Another Agency's Contracts.....	0	0	0	0	0	0
6A. GSA Schedules.....	0	0	0	0	0	0
6B. Another Agency's Contracts.....	0	0	0	0	0	0
7. Directed Contracts For Foreign Governments	0	0	0	0	0	0
8. Tariff Or Regulated Acquisitions.....	0	0				

Part II - Statistics on Selected Types of Acquisition

Type of Acquisition	Number of Actions	Net Dollar Amount (000)
9. Small Business Total Set-Asides	0	0
10. Small Business Partial Set-Asides.....	0	0
11. Total Labor Surplus Area Set-Asides.....	0	0
12. Total Labor Surplus Area/Small Business Set-Asides	0	0
13. Acquisitions From Minority And Disadvantaged Business Enterprises (13A+13B).....	0	0
13A. Directed To Large Or Small Minority Business Enterprises.....	0	0
13B. Small Business - Disadvantaged 8(A)	0	0
14. Women-Owned Business.....	0	0

BOARD FOR INTERNATIONAL BROADCASTING SNAPSHOT REPORT

Actions Reported Individually on SF279 Fourth Quarter Fiscal Year 1983 and Year to Date

	4th Qtr Actions	4th Qtr Dollars (000)	YTD Actions	YTD Dollars (000)	YTD % Actions	YTD % Dollars
Board for International Broadcasting	2	110	4	164	100.000	100.000
TYPE CONTRACTOR						
Bus Concerns	2	110	4	164	100.000	100.000
Educational & Non-Profit	0	0	0	0	0.000	0.000
State Loc Gov	0	0	0	0	0.000	0.000
Non-Defined	0	0	0	0	0.000	0.000
METHODS OF PROC						
2 Step	0	0	0	0	0.000	0.000
Other Formal Adv	0	0	0	0	0.000	0.000
Neg Comp	1	99	1	99	25.000	60.366
Neg Non-Comp	1	11	3	65	75.000	39.634
Dir For Govs	0	0	0	0	0.000	0.000
Tariff or Reg	0	0	0	0	0.000	0.000
SMALL BUSINESS AWARDS						
Prime	2	110	4	164	100.000	100.000
Total Set-Aside	0	0	0	0	0.000	0.000
Partial Set-Aside	0	0	0	0	0.000	0.000
LABOR SURPLUS AREA						
Total Set-Aside	0	0	0	0	0.000	0.000
Tie Bid Pref	0	0	0	0	0.000	0.000
Tot LSA Sm Set-Aside	0	0	0	0	0.000	0.000
SUB-TOTAL	0	0	0	0	0.000	0.000
No Pref Given	2	110	4	164	100.000	100.000
MINORITY & DISADVANT						
Lg Minority	0	0	0	0	0.000	0.000
Sm Minority	0	0	0	0	0.000	0.000
8a Minority	0	0	0	0	0.000	0.000
SUB-TOTAL	0	0	0	0	0.000	0.000
No Pref Given	2	110	4	164	100.000	100.000
WOMEN OWNED						
SUB-TOTAL	0	0	0	0	0.000	0.000
TYPE OF CONTRACT						
Fixed Price	1	99	1	99	25.000	60.366
Cost	0	0	0	0	0.000	0.000
Time & Material	0	0	0	0	0.000	0.000
Labor Hour	1	11	3	65	75.000	39.634
Multi Year	0	0	0	0	0.000	0.000
SUBJECT TO STAT REQ						
Walsh Healey Mfr	0	0	0	0	0.000	0.000
Walsh Healey Dir	0	0	0	0	0.000	0.000
Service Contracts	0	0	0	0	0.000	0.000
Davis Bacon	0	0	0	0	0.000	0.000
Not Subject To	2	110	4	164	100.000	100.000
KIND OF CONTRACT						
Initial Letter	0	0	0	0	0.000	0.000
Def Supersd Ltr	0	0	0	0	0.000	0.000
Definitive	2	110	3	147	75.000	89.634
Internal Order	0	0	0	0	0.000	0.000
Modification	0	0	1	17	25.000	10.366
GSA Schedule	0	0	0	0	0.000	0.000
External Order	0	0	0	0	0.000	0.000
Term For Default	0	0	0	0	0.000	0.000
Term For Conven	0	0	0	0	0.000	0.000
PRODUCT OR SERVICE						
Supplies & Equipment	0	0	0	0	0.000	0.000
Research & Development	0	0	0	0	0.000	0.000
Construction	0	0	0	0	0.000	0.000
Architect Engineer	1	11	3	65	75.000	39.634
Automatic Data Processing Services	0	0	0	0	0.000	0.000
ADP Equipment, Purchase & Lease	0	0	0	0	0.000	0.000
Real Property, Purchase & Lease	0	0	0	0	0.000	0.000
Other Services	1	99	1	99	25.000	60.366
Consultant Services	1	11	2	28	50.000	17.073

CIVIL AERONAUTICS BOARD SNAPSHOT REPORT

Actions Reported in Summary on SF281

Fourth Quarter Fiscal Year 1983

Part I - Total Prime Acquisition Actions

Acquisition Method	Number of Actions	Net Dollar Amount (000)				
		Total	Small Business Concerns	Large Business Concerns	Educational & Non-Profit Institutions	Outside U.S./ Outlying Areas
1. TOTAL (2+7+8).....	58	291				
2. Subtotal (3+4+5+6).....	58	291	76	207	8	0
3. Formally Advertised (Including 2 Step)	0	0	0	0	0	0
4. Negotiated Competitive.....	4	40	40	0	0	0
5. Negotiated Non-Competitive	28	40	27	5	8	0
6. Procurement Under Another Agency's Contracts.....	26	211	9	202	0	0
6A. GSA Schedules.....	26	211	9	202	0	0
6B. Another Agency's Contracts.....	0	0	0	0	0	0
7. Directed Contracts For Foreign Governments	0	0				
8. Tariff Or Regulated Acquisitions.....	0	0				

Part II - Statistics on Selected Types of Acquisition

Type of Acquisition	Number of Actions	Net Dollar Amount (000)
9. Small Business Total Set-Asides	0	0
10. Small Business Partial Set-Asides	0	0
11. Total Labor Surplus Area Set-Asides	0	0
12. Total Labor Surplus Area/Small Business Set-Asides	0	0
13. Acquisitions From Minority And Disadvantaged Business Enterprises (13A+13B).....	0	0
13A. Directed To Large Or Small Minority Business Enterprises	0	0
13B. Small Business - Disadvantaged 8(A)	0	0
14. Women-Owned Business	0	0

Fourth Quarter Fiscal Year 1983 Year to Date

Part I - Total Prime Acquisition Actions

Acquisition Method	Number of Actions	Net Dollar Amount (000)				
		Total	Small Business Concerns	Large Business Concerns	Educational & Non-Profit Institutions	Outside U.S./ Outlying Areas
1. TOTAL (2+7+8).....	273	667				
2. Subtotal (3+4+5+6).....	273	667	216	438	13	0
3. Formally Advertised (Including 2 Step)	1	1	0	0	1	0
4. Negotiated Competitive.....	65	116	70	42	4	0
5. Negotiated Non-Competitive	156	227	122	97	8	0
6. Procurement Under Another Agency's Contracts.....	51	323	24	299	0	0
6A. GSA Schedules.....	51	323	24	299	0	0
6B. Another Agency's Contracts.....	0	0	0	0	0	0
7. Directed Contracts For Foreign Governments	0	0				
8. Tariff Or Regulated Acquisitions.....	0	0				

Part II - Statistics on Selected Types of Acquisition

Type of Acquisition	Number of Actions	Net Dollar Amount (000)
9. Small Business Total Set-Asides	0	0
10. Small Business Partial Set-Asides	0	0
11. Total Labor Surplus Area Set-Asides	0	0
12. Total Labor Surplus Area/Small Business Set-Asides	0	0
13. Acquisitions From Minority And Disadvantaged Business Enterprises (13A+13B).....	0	0
13A. Directed To Large Or Small Minority Business Enterprises	0	0
13B. Small Business - Disadvantaged 8(A)	0	0
14. Women-Owned Business	0	0

CIVIL AERONAUTICS BOARD SNAPSHOT REPORT

Actions Reported Individually on SF279
Fourth Quarter Fiscal Year 1983 and Year to Date

	4th Qtr Actions	4th Qtr Dollars (000)	YTD Actions	YTD Dollars (000)	YTD % Actions	YTD % Dollars
Civil Aeronautics Board.....	0	0	16	824	100.000	100.000
TYPE CONTRACTOR						
Bus Concerns	0	0	16	824	100.000	100.000
Educational & Non-Profit	0	0	0	0	0.000	0.000
State Loc Gov.....	0	0	0	0	0.000	0.000
Non-Defined	0	0	0	0	0.000	0.000
METHODS OF PROC						
2 Step	0	0	0	0	0.000	0.000
Other Formal Adv.....	0	0	0	0	0.000	0.000
Neg Comp	0	0	10	538	62.500	65.291
Neg Non-Comp	0	0	6	286	37.500	34.709
Dir For Govs	0	0	0	0	0.000	0.000
Tariff or Reg.....	0	0	0	0	0.000	0.000
SMALL BUSINESS AWARDS						
Prime	0	0	1	58	6.250	7.039
Total Set-Aside	0	0	0	0	0.000	0.000
Partial Set-Aside	0	0	0	0	0.000	0.000
LABOR SURPLUS AREA						
Total Set-Aside	0	0	0	0	0.000	0.000
Tie Bid Pref	0	0	0	0	0.000	0.000
Tot LSA Sm Set-Aside.....	0	0	0	0	0.000	0.000
SUB-TOTAL	0	0	0	0	0.000	0.000
No Pref Given	0	0	16	824	100.000	100.000
MINORITY & DISADVANT						
Lg Minority.....	0	0	0	0	0.000	0.000
Sm Minority	0	0	0	0	0.000	0.000
8a Minority.....	0	0	0	0	0.000	0.000
SUB-TOTAL	0	0	0	0	0.000	0.000
WOMEN OWNED						
0	0	0	0	0	0.000	0.000
TYPE OF CONTRACT						
Fixed Price	0	0	16	824	100.000	100.000
Cost.....	0	0	0	0	0.000	0.000
Time & Material	0	0	0	0	0.000	0.000
Labor Hour	0	0	0	0	0.000	0.000
Multi Year	0	0	1	193	6.250	23.422
SUBJECT TO STAT REQ						
Walsh Healey Mfr.....	0	0	14	573	87.500	69.539
Walsh Healey Dfr.....	0	0	1	58	6.250	7.039
Service Contracts	0	0	1	193	6.250	23.422
Davis Bacon	0	0	0	0	0.000	0.000
Not Subject To	0	0	0	0	0.000	0.000
KIND OF CONTRACT						
Initial Letter	0	0	0	0	0.000	0.000
Def Supersd Ltr	0	0	0	0	0.000	0.000
Definitive	0	0	6	286	37.500	34.709
Internal Order.....	0	0	0	0	0.000	0.000
Modification	0	0	0	0	0.000	0.000
GSA Schedule	0	0	10	538	62.500	65.291
External Order	0	0	0	0	0.000	0.000
Term For Default	0	0	0	0	0.000	0.000
Term For Conven	0	0	0	0	0.000	0.000
PRODUCT OR SERVICE						
Supplies & Equipment	0	0	6	128	37.500	15.534
Research & Development	0	0	0	0	0.000	0.000
Construction	0	0	0	0	0.000	0.000
Architect Engineer.....	0	0	0	0	0.000	0.000
Automatic Data Processing Services.....	0	0	2	329	12.500	39.927
ADP Equipment, Purchase & Lease	0	0	8	367	50.000	44.539
Real Property, Purchase & Lease.....	0	0	0	0	0.000	0.000
Other Services	0	0	0	0	0.000	0.000
Consultant Services	0	0	0	0	0.000	0.000

COMMISSION ON CIVIL RIGHTS SNAPSHOT REPORT

Actions Reported in Summary on SF281

Fourth Quarter Fiscal Year 1983

Part I - Total Prime Acquisition Actions

Acquisition Method	Number of Actions	Net Dollar Amount (000)				
		Total	Small Business Concerns	Large Business Concerns	Educational & Non-Profit Institutions	Outside U.S./ Outlying Areas
1. TOTAL (2+7+8).....	423	191				
2. Subtotal (3+4+5+6).....	408	189	93	89	7	0
3. Formally Advertised (Including 2 Step).....	0	0	0	0	0	0
4. Negotiated Competitive.....	180	80	75	5	0	0
5. Negotiated Non-Competitive.....	116	40	12	21	7	0
6. Procurement Under Another Agency's Contracts.....	112	69	6	63	0	0
6A. GSA Schedules.....	112	69	6	63	0	0
6B. Another Agency's Contracts.....	0	0	0	0	0	0
7. Directed Contracts For Foreign Governments.....	0	0				
8. Tariff Or Regulated Acquisitions.....	15	2				

Part II - Statistics on Selected Types of Acquisition

Type of Acquisition	Number of Actions	Net Dollar Amount (000)
9. Small Business Total Set-Asides.....	0	0
10. Small Business Partial Set-Asides.....	0	0
11. Total Labor Surplus Area Set-Asides.....	0	0
12. Total Labor Surplus Area/Small Business Set-Asides.....	0	0
13. Acquisitions From Minority And Disadvantaged Business Enterprises (13A+13B).....	58	28
13A. Directed To Large Or Small Minority Business Enterprises.....	58	28
13B. Small Business - Disadvantaged 8(A).....	0	0
14. Women-Owned Business.....	28	16

Fourth Quarter Fiscal Year 1983 Year to Date

Part I - Total Prime Acquisition Actions

Acquisition Method	Number of Actions	Net Dollar Amount (000)				
		Total	Small Business Concerns	Large Business Concerns	Educational & Non-Profit Institutions	Outside U.S./ Outlying Areas
1. TOTAL (2+7+8).....	1,408	621				
2. Subtotal (3+4+5+6).....	1,347	616	257	342	17	0
3. Formally Advertised (Including 2 Step).....	0	0	0	0	0	0
4. Negotiated Competitive.....	499	188	171	13	4	0
5. Negotiated Non-Competitive.....	451	153	60	80	13	0
6. Procurement Under Another Agency's Contracts.....	397	275	26	249	0	0
6A. GSA Schedules.....	397	275	26	249	0	0
6B. Another Agency's Contracts.....	0	0	0	0	0	0
7. Directed Contracts For Foreign Governments.....	0	0				
8. Tariff Or Regulated Acquisitions.....	61	5				

Part II - Statistics on Selected Types of Acquisition

Type of Acquisition	Number of Actions	Net Dollar Amount (000)
9. Small Business Total Set-Asides.....	0	0
10. Small Business Partial Set-Asides.....	0	0
11. Total Labor Surplus Area Set-Asides.....	0	0
12. Total Labor Surplus Area/Small Business Set-Asides.....	0	0
13. Acquisitions From Minority And Disadvantaged Business Enterprises (13A+13B).....	120	65
13A. Directed To Large Or Small Minority Business Enterprises.....	120	65
13B. Small Business - Disadvantaged 8(A).....	0	0
14. Women-Owned Business.....	56	29

COMMISSION ON CIVIL RIGHTS SNAPSHOT REPORT

Actions Reported Individually on SF279 Fourth Quarter Fiscal Year 1983 and Year to Date

	4th Qtr Actions	4th Qtr Dollars (000)	YTD Actions	YTD Dollars (000)	YTD % Actions	YTD % Dollars
Commission on Civil Rights.....	2	77	4	198	100.000	100.000
TYPE CONTRACTOR						
Bus Concerns.....	2	77	3	111	75.000	56.061
Educational & Non-Profit.....	0	0	0	0	0.000	0.000
State Loc Gov.....	0	0	1	87	25.000	43.939
Non-Defined.....	0	0	0	0	0.000	0.000
METHODS OF PROC						
2 Step.....	0	0	0	0	0.000	0.000
Other Formal Adv.....	1	52	2	139	50.000	70.202
Neg Comp.....	1	25	1	25	25.000	12.626
Neg Non-Comp.....	0	0	1	34	25.000	17.172
Dir For Govs.....	0	0	0	0	0.000	0.000
Tariff or Reg.....	0	0	0	0	0.000	0.000
SMALL BUSINESS AWARDS						
Prime.....	1	25	1	25	25.000	12.626
Total Set-Aside.....	1	25	1	25	25.000	12.626
Partial Set-Aside.....	0	0	0	0	0.000	0.000
LABOR SURPLUS AREA						
Total Set-Aside.....	0	0	0	0	0.000	0.000
Tie Bid Pref.....	0	0	0	0	0.000	0.000
Tot LSA Sm Set-Aside.....	0	0	0	0	0.000	0.000
SUB-TOTAL.....	0	0	0	0	0.000	0.000
No Pref Given.....	2	77	4	198	100.000	100.000
MINORITY & DISADVANT						
Lg Minority.....	1	52	1	52	25.000	26.263
Sm Minority.....	1	25	1	25	25.000	12.626
8a Minority.....	0	0	0	0	0.000	0.000
SUB-TOTAL.....	2	77	2	77	50.000	38.889
WOMEN OWNED.....						
0	0	0	0	0	0.000	0.000
TYPE OF CONTRACT						
Fixed Price.....	2	77	3	164	75.000	82.828
Cost.....	0	0	0	0	0.000	0.000
Time & Material.....	0	0	1	34	25.000	17.172
Labor Hour.....	0	0	0	0	0.000	0.000
Multi Year.....	0	0	0	0	0.000	0.000
SUBJECT TO STAT REQ						
Walsh Healey Mfr.....	0	0	0	0	0.000	0.000
Walsh Healey Dir.....	1	52	1	52	25.000	26.263
Service Contracts.....	0	0	1	34	25.000	17.172
Davis Bacon.....	0	0	0	0	0.000	0.000
Not Subject To.....	1	25	2	112	50.000	56.566
KIND OF CONTRACT						
Initial Letter.....	0	0	0	0	0.000	0.000
Def Superseded Ltr.....	0	0	0	0	0.000	0.000
Definitive.....	2	77	4	198	100.000	100.000
Internal Order.....	0	0	0	0	0.000	0.000
Modification.....	0	0	0	0	0.000	0.000
GSA Schedule.....	0	0	0	0	0.000	0.000
External Order.....	0	0	0	0	0.000	0.000
Term For Default.....	0	0	0	0	0.000	0.000
Term For Conven.....	0	0	0	0	0.000	0.000
PRODUCT OR SERVICE						
Supplies & Equipment.....	0	0	0	0	0.000	0.000
Research & Development.....	0	0	0	0	0.000	0.000
Construction.....	0	0	0	0	0.000	0.000
Architect Engineer.....	0	0	0	0	0.000	0.000
Automatic Data Processing Services.....	1	52	2	86	50.000	43.434
ADP Equipment, Purchase & Lease.....	0	0	0	0	0.000	0.000
Real Property, Purchase & Lease.....	0	0	0	0	0.000	0.000
Other Services.....	1	25	2	112	50.000	56.566
Consultant Services.....	0	0	0	0	0.000	0.000

COMMODITY FUTURES TRADING COMMISSION SNAPSHOT REPORT

Actions Reported in Summary on SF281

Fourth Quarter Fiscal Year 1983

Part I - Total Prime Acquisition Actions

Acquisition Method	Number of Actions	Net Dollar Amount (000)				
		Total	Small Business Concerns	Large Business Concerns	Educational & Non-Profit Institutions	Outside U.S./ Outlying Areas
1. TOTAL (2+7+8).....	214	126				
2. Subtotal (3+4+5+6).....	214	126	56	70	0	0
3. Formally Advertised (Including 2 Step)	0	0	0	0	0	0
4. Negotiated Competitive.....	64	25	16	9	0	0
5. Negotiated Non-Competitive	113	58	21	37	0	0
6. Procurement Under Another Agency's Contracts.....	37	43	19	24	0	0
6A. GSA Schedules.....	37	43	19	24	0	0
6B. Another Agency's Contracts.....	0	0	0	0	0	0
7. Directed Contracts For Foreign Governments	0	0				
8. Tariff Or Regulated Acquisitions.....	0	0				

Part II - Statistics on Selected Types of Acquisition

Type of Acquisition	Number of Actions	Net Dollar Amount (000)
9. Small Business Total Set-Asides	68	37
10. Small Business Partial Set-Asides.....	0	0
11. Total Labor Surplus Area Set-Asides.....	0	0
12. Total Labor Surplus Area/Small Business Set-Asides	0	0
13. Acquisitions From Minority And Disadvantaged Business Enterprises (13A + 13B).....	0	0
13A. Directed To Large Or Small Minority Business Enterprises.....	0	0
13B. Small Business - Disadvantaged 8(A)	0	0
14. Women-Owned Business.....	0	0

Fourth Quarter Fiscal Year 1983 Year to Date

Part I - Total Prime Acquisition Actions

Acquisition Method	Number of Actions	Net Dollar Amount (000)				
		Total	Small Business Concerns	Large Business Concerns	Educational & Non-Profit Institutions	Outside U.S./ Outlying Areas
1. TOTAL (2+7+8).....	1,470	859				
2. Subtotal (3+4+5+6).....	1,394	839	355	484	0	0
3. Formally Advertised (Including 2 Step)	0	0	0	0	0	0
4. Negotiated Competitive.....	166	82	65	17	0	0
5. Negotiated Non-Competitive	985	481	216	265	0	0
6. Procurement Under Another Agency's Contracts.....	243	276	74	202	0	0
6A. GSA Schedules.....	157	237	55	182	0	0
6B. Another Agency's Contracts.....	86	39	19	20	0	0
7. Directed Contracts For Foreign Governments	0	0				
8. Tariff Or Regulated Acquisitions.....	76	20				

Part II - Statistics on Selected Types of Acquisition

Type of Acquisition	Number of Actions	Net Dollar Amount (000)
9. Small Business Total Set-Asides	210	114
10. Small Business Partial Set-Asides.....	0	0
11. Total Labor Surplus Area Set-Asides.....	0	0
12. Total Labor Surplus Area/Small Business Set-Asides	0	0
13. Acquisitions From Minority And Disadvantaged Business Enterprises (13A + 13B).....	6	20
13A. Directed To Large Or Small Minority Business Enterprises.....	6	20
13B. Small Business - Disadvantaged 8(A)	0	0
14. Women-Owned Business.....	0	0

COMMODITY FUTURES TRADING COMMISSION SNAPSHOT REPORT

Actions Reported Individually on SF279
Fourth Quarter Fiscal Year 1983 and Year to Date

	4th Qtr Actions	4th Qtr Dollars (000)	YTD Actions	YTD Dollars (000)	YTD % Actions	YTD % Dollars
Commodity Futures Trading Commission.....	13	733	47	4,187	100.000	100.000
TYPE CONTRACTOR						
Bus Concerns	13	733	47	4,187	100.000	100.000
Educational & Non-Profit	0	0	0	0	0.000	0.000
State Loc Gov.....	0	0	0	0	0.000	0.000
Non-Defined	0	0	0	0	0.000	0.000
METHODS OF PROC						
2 Step	0	0	0	0	0.000	0.000
Other Formal Adv.....	0	0	0	0	0.000	0.000
Neg Comp	7	217	27	3,330	57.447	79.532
Neg Non-Comp	6	516	20	857	42.553	20.468
Dir For Govs	0	0	0	0	0.000	0.000
Tariff or Reg.....	0	0	0	0	0.000	0.000
SMALL BUSINESS AWARDS						
Prime	6	509	19	870	40.426	20.779
Total Set-Aside	0	0	0	0	0.000	0.000
Partial Set-Aside	0	0	0	0	0.000	0.000
LABOR SURPLUS AREA						
Total Set-Aside	0	0	0	0	0.000	0.000
Tie Bid Pref	0	0	0	0	0.000	0.000
Tot LSA Sm Set-Aside	0	0	0	0	0.000	0.000
SUB-TOTAL	0	0	0	0	0.000	0.000
No Pref Given	13	733	47	4,187	100.000	100.000
MINORITY & DISADVANT						
Lg Minority	0	0	0	0	0.000	0.000
Sm Minority	0	0	0	0	0.000	0.000
8a Minority	2	453	2	453	4.255	10.819
SUB-TOTAL	2	453	2	453	4.255	10.819
WOMEN OWNED						
0	0	0	0	0	0.000	0.000
TYPE OF CONTRACT						
Fixed Price	9	426	37	3,678	78.723	87.843
Cost	0	0	0	0	0.000	0.000
Time & Material	1	25	3	100	6.383	2.388
Labor Hour	3	282	7	409	14.894	9.768
Multi Year	1	262	2	458	4.255	10.939
SUBJECT TO STAT REQ						
Walsh Healey Mfr	7	217	21	679	44.681	16.217
Walsh Healey Dir	0	0	5	137	10.638	3.272
Service Contracts	3	53	8	207	17.021	4.944
Davis Bacon	0	0	0	0	0.000	0.000
Not Subject To	3	463	13	3,164	27.660	75.567
KIND OF CONTRACT						
Initial Letter	0	0	0	0	0.000	0.000
Def Supersd Ltr	0	0	0	0	0.000	0.000
Definitive	3	471	20	3,533	42.553	84.380
Internal Order	0	0	0	0	0.000	0.000
Modification	3	45	6	90	12.766	2.150
GSA Schedule	7	217	20	586	42.553	13.996
External Order	0	0	0	0	0.000	0.000
Term For Default	0	0	0	0	0.000	0.000
Term For Conven	0	0	1	-22	2.128	-0.525
PRODUCT OR SERVICE						
Supplies & Equipment	0	0	11	281	23.404	6.711
Research & Development	1	10	3	70	6.383	1.672
Construction	0	0	0	0	0.000	0.000
Architect Engineer	0	0	0	0	0.000	0.000
Automatic Data Processing Services	2	272	5	351	10.638	8.383
ADP Equipment, Purchase & Lease	7	217	14	516	29.787	12.324
Real Property, Purchase & Lease	0	0	7	2,630	14.894	62.813
Other Services	3	234	7	339	14.894	8.096
Consultant Services	0	0	0	0	0.000	0.000

CONSUMER PRODUCTS SAFETY COMMISSION SNAPSHOT REPORT

Actions Reported in Summary on SF281

Fourth Quarter Fiscal Year 1983

Part I - Total Prime Acquisition Actions

Acquisition Method	Number of Actions	Net Dollar Amount (000)				
		Total	Small Business Concerns	Large Business Concerns	Educational & Non-Profit Institutions	Outside U.S./ Outlying Areas
1. TOTAL (2+7+8).....	280	195				
2. Subtotal (3+4+5+6).....	280	195	95	96	4	
3. Formally Advertised (Including 2 Step).....	0	0	0	0	0	0
4. Negotiated Competitive.....	68	65	45	20	0	0
5. Negotiated Non-Competitive.....	143	42	20	18	4	0
6. Procurement Under Another Agency's Contracts.....	69	88	30	58	0	0
6A. GSA Schedules.....	69	88	30	58	0	0
6B. Another Agency's Contracts.....	0	0	0	0	0	0
7. Directed Contracts For Foreign Governments.....	0	0				
8. Tariff Or Regulated Acquisitions.....	0	0				

Part II - Statistics on Selected Types of Acquisition

Type of Acquisition	Number of Actions	Net Dollar Amount (000)
9. Small Business Total Set-Asides.....	0	0
10. Small Business Partial Set-Asides.....	0	0
11. Total Labor Surplus Area Set-Asides.....	0	0
12. Total Labor Surplus Area/Small Business Set-Asides.....	0	0
13. Acquisitions From Minority And Disadvantaged Business Enterprises (13A+13B).....	16	12
13A. Directed To Large Or Small Minority Business Enterprises.....	16	12
13B. Small Business - Disadvantaged 8(A).....	0	0
14. Women-Owned Business.....	17	14

Fourth Quarter Fiscal Year 1983 Year to Date

Part I - Total Prime Acquisition Actions

Acquisition Method	Number of Actions	Net Dollar Amount (000)				
		Total	Small Business Concerns	Large Business Concerns	Educational & Non-Profit Institutions	Outside U.S./ Outlying Areas
1. TOTAL (2+7+8).....	1,107	1,176				
2. Subtotal (3+4+5+6).....	1,107	1,176	407	546	223	0
3. Formally Advertised (Including 2 Step).....	1	6	6	0	0	0
4. Negotiated Competitive.....	144	169	138	31	0	0
5. Negotiated Non-Competitive.....	728	486	139	124	223	0
6. Procurement Under Another Agency's Contracts.....	234	515	124	391	0	0
6A. GSA Schedules.....	232	496	124	372	0	0
6B. Another Agency's Contracts.....	2	19	0	19	0	0
7. Directed Contracts For Foreign Governments.....	0	0				
8. Tariff Or Regulated Acquisitions.....	0	0				

Part II - Statistics on Selected Types of Acquisition

Type of Acquisition	Number of Actions	Net Dollar Amount (000)
9. Small Business Total Set-Asides.....	0	0
10. Small Business Partial Set-Asides.....	0	0
11. Total Labor Surplus Area Set-Asides.....	0	0
12. Total Labor Surplus Area/Small Business Set-Asides.....	0	0
13. Acquisitions From Minority And Disadvantaged Business Enterprises (13A+13B).....	48	28
13A. Directed To Large Or Small Minority Business Enterprises.....	46	25
13B. Small Business - Disadvantaged 8(A).....	2	3
14. Women-Owned Business.....	49	49

CONSUMER PRODUCTS SAFETY COMMISSION SNAPSHOT REPORT

Actions Reported Individually on SF279
Fourth Quarter Fiscal Year 1983 and Year to Date

	4th Qtr Actions	4th Qtr Dollars (000)	YTD Actions	YTD Dollars (000)	YTD % Actions	YTD % Dollars
Consumer Products Safety Commission	21	919	63	2,294	100.000	100.000
TYPE CONTRACTOR						
Bus Concerns	19	881	39	1,691	61.905	73.714
Educational & Non-Profit	2	38	24	603	38.095	26.286
State Loc Gov	0	0	0	0	0.000	0.000
Non-Defined	0	0	0	0	0.000	0.000
METHODS OF PROC						
2 Step	0	0	0	0	0.000	0.000
Other Formal Adv	0	0	3	35	4.762	1.526
Neg Comp	18	777	27	1,080	42.857	47.079
Neg Non-Comp	2	132	31	1,044	49.206	45.510
Dir For Govs	0	0	0	0	0.000	0.000
Tariff or Reg	1	10	2	135	3.175	5.885
SMALL BUSINESS AWARDS						
Prime	12	529	29	1,299	46.032	56.626
Total Set-Aside	0	0	1	28	1.587	1.221
Partial Set-Aside	0	0	0	0	0.000	0.000
LABOR SURPLUS AREA						
Total Set-Aside	0	0	0	0	0.000	0.000
Tie Bid Pref	0	0	0	0	0.000	0.000
Tot LSA Sm Set-Aside	0	0	0	0	0.000	0.000
SUB-TOTAL	0	0	0	0	0.000	0.000
No Pref Given	21	919	63	2,294	100.000	100.000
MINORITY & DISADVANT						
Lg Minority	0	0	0	0	0.000	0.000
Sm Minority	0	0	1	10	1.587	0.436
8a Minority	2	132	8	516	12.698	22.493
SUB-TOTAL	2	132	9	526	14.286	22.929
WOMEN OWNED						
	1	18	6	122	9.524	5.318
TYPE OF CONTRACT						
Fixed Price	14	434	56	1,809	88.889	78.858
Cost	7	485	7	485	11.111	21.142
Time & Material	0	0	0	0	0.000	0.000
Labor Hour	0	0	0	0	0.000	0.000
Multi Year	0	0	0	0	0.000	0.000
SUBJECT TO STAT REQ						
Walsh Healey Mfr	1	19	3	45	4.762	1.962
Walsh Healey Dir	1	16	1	16	1.587	0.697
Service Contracts	2	28	10	568	15.873	24.760
Davis Bacon	0	0	0	0	0.000	0.000
Not Subject To	17	856	49	1,665	77.778	72.581
KIND OF CONTRACT						
Initial Letter	1	57	2	83	3.175	3.618
Def Supersd Ltr	1	103	2	181	3.175	7.890
Definitive	10	482	46	1,568	73.016	68.352
Internal Order	0	0	0	0	0.000	0.000
Modification	3	114	5	273	7.937	11.901
GSA Schedule	6	163	8	189	12.698	8.239
External Order	0	0	0	0	0.000	0.000
Term For Default	0	0	0	0	0.000	0.000
Term For Conven	0	0	0	0	0.000	0.000
PRODUCT OR SERVICE						
Supplies & Equipment	7	150	9	176	14.286	7.672
Research & Development	0	0	1	50	1.587	2.180
Construction	0	0	0	0	0.000	0.000
Architect Engineer	0	0	0	0	0.000	0.000
Automatic Data Processing Services	0	0	1	125	1.587	5.449
ADP Equipment, Purchase & Lease	1	48	2	115	3.175	5.013
Real Property, Purchase & Lease	0	0	0	0	0.000	0.000
Other Services	13	721	50	1,828	79.365	79.686
Consultant Services	0	0	0	0	0.000	0.000

ENVIRONMENTAL PROTECTION AGENCY SNAPSHOT REPORT

Actions Reported in Summary on SF281

Fourth Quarter Fiscal Year 1983

Part I - Total Prime Acquisition Actions

Acquisition Method	Number of Actions	Net Dollar Amount (000)				
		Total	Small Business Concerns	Large Business Concerns	Educational & Non-Profit Institutions	Outside U.S./ Outlying Areas
1. TOTAL (2+7+8).....	10,943	16,388				
2. Subtotal (3+4+5+6).....	10,933	16,384	6,777	8,922	669	16
3. Formally Advertised (Including 2 Step).....	0	0	0	0	0	0
4. Negotiated Competitive.....	1,144	1,858	1,505	332	21	0
5. Negotiated Non-Competitive.....	7,158	4,479	2,608	1,212	643	16
6. Procurement Under Another Agency's Contracts.....	2,631	10,047	2,664	7,378	5	0
6A. GSA Schedules.....	2,121	9,474	2,664	6,810	0	0
6B. Another Agency's Contracts.....	510	573	0	568	5	0
7. Directed Contracts For Foreign Governments.....	10	4				
8. Tariff Or Regulated Acquisitions.....	0	0				

Part II - Statistics on Selected Types of Acquisition

Type of Acquisition	Number of Actions	Net Dollar Amount (000)
9. Small Business Total Set-Asides.....	2,461	1,941
10. Small Business Partial Set-Asides.....	4	4
11. Total Labor Surplus Area Set-Asides.....	0	0
12. Total Labor Surplus Area/Small Business Set-Asides.....	0	0
13. Acquisitions From Minority And Disadvantaged Business Enterprises (13A+13B).....	280	196
13A. Directed To Large Or Small Minority Business Enterprises.....	280	196
13B. Small Business - Disadvantaged 8(A).....	0	0
14. Women-Owned Business.....	0	0

Fourth Quarter Fiscal Year 1983 Year to Date

Part I - Total Prime Acquisition Actions

Acquisition Method	Number of Actions	Net Dollar Amount (000)				
		Total	Small Business Concerns	Large Business Concerns	Educational & Non-Profit Institutions	Outside U.S./ Outlying Areas
1. TOTAL (2+7+8).....	36,553	39,431				
2. Subtotal (3+4+5+6).....	36,529	39,423	16,977	20,223	2,157	66
3. Formally Advertised (Including 2 Step).....	0	0	0	0	0	0
4. Negotiated Competitive.....	3,144	4,604	3,798	762	44	0
5. Negotiated Non-Competitive.....	25,609	14,641	8,429	4,074	2,072	66
6. Procurement Under Another Agency's Contracts.....	7,776	20,178	4,750	15,387	41	0
6A. GSA Schedules.....	6,004	18,455	4,528	13,927	0	0
6B. Another Agency's Contracts.....	1,772	1,723	222	1,460	41	0
7. Directed Contracts For Foreign Governments.....	24	8				
8. Tariff Or Regulated Acquisitions.....	0	0				

Part II - Statistics on Selected Types of Acquisition

Type of Acquisition	Number of Actions	Net Dollar Amount (000)
9. Small Business Total Set-Asides.....	7,602	5,372
10. Small Business Partial Set-Asides.....	7	6
11. Total Labor Surplus Area Set-Asides.....	0	0
12. Total Labor Surplus Area/Small Business Set-Asides.....	0	0
13. Acquisitions From Minority And Disadvantaged Business Enterprises (13A+13B).....	903	721
13A. Directed To Large Or Small Minority Business Enterprises.....	898	692
13B. Small Business - Disadvantaged 8(A).....	5	29
14. Women-Owned Business.....	425	330

ENVIRONMENTAL PROTECTION AGENCY SNAPSHOT REPORT

Actions Reported Individually on SF279 Fourth Quarter Fiscal Year 1983 and Year to Date

	4th Qtr Actions	4th Qtr Dollars (000)	YTD Actions	YTD Dollars (000)	YTD % Actions	YTD % Dollars
Environmental Protection Agency	1,305	130,819	3,127	365,053	100.000	100.000
TYPE CONTRACTOR						
Bus Concerns	1,194	121,845	2,820	333,213	90.182	91.278
Educational & Non-Profit	83	8,039	230	27,419	7.355	7.511
State Loc Gov	23	812	71	4,260	2.271	1.167
Non-Defined	5	123	6	161	0.192	0.044
METHODS OF PROC						
2 Step	0	0	0	0	0.000	0.000
Other Formal Adv	44	2,629	79	4,757	2.526	1.303
Neg Comp	702	88,698	2,090	288,907	66.837	79.141
Neg Non-Comp	559	39,492	958	71,389	30.636	19.556
Dir For Govs	0	0	0	0	0.000	0.000
Tariff or Reg	0	0	0	0	0.000	0.000
SMALL BUSINESS AWARDS						
Prime	529	43,234	1,296	123,833	41.445	33.922
Total Set-Aside	172	15,984	446	43,317	14.263	11.866
Partial Set-Aside	11	425	42	2,427	1.343	0.665
LABOR SURPLUS AREA						
Total Set-Aside	1	3	6	268	0.192	0.073
Tie Bid Pref	1	8	8	329	0.256	0.090
Tot LSA Sm Set-Aside	6	791	18	1,708	0.576	0.468
SUB-TOTAL	8	802	32	2,305	1.023	0.631
No Pref Given	1,297	130,017	3,095	362,748	98.977	99.369
MINORITY & DISADVANT						
Lg Minority	0	0	1	11	0.032	0.003
Sm Minority	16	1,905	38	4,089	1.215	1.120
8a Minority	69	4,828	162	13,964	5.181	3.825
SUB-TOTAL	85	6,733	201	18,064	6.428	4.948
WOMEN OWNED						
.....	14	751	42	2,457	1.343	0.673
TYPE OF CONTRACT						
Fixed Price	595	23,090	1,201	44,726	38.407	12.252
Cost	526	91,569	1,507	280,041	48.193	76.712
Time & Material	75	9,886	149	19,733	4.765	5.406
Labor Hour	109	6,274	270	20,553	8.634	5.630
Multi Year	0	0	0	0	0.000	0.000
SUBJECT TO STAT REQ						
Walsh Healey Mfr	418	14,403	785	35,467	25.104	9.716
Walsh Healey Dir	25	2,108	93	9,690	2.974	2.654
Service Contracts	172	21,690	445	47,743	14.231	13.078
Davis Bacon	33	1,719	46	2,168	1.471	0.594
Not Subject To	657	90,899	1,758	269,985	56.220	73.958
KIND OF CONTRACT						
Initial Letter	41	7,638	95	14,529	3.038	3.980
Def Superseded Ltr	0	0	0	0	0.000	0.000
Definitive	260	28,502	445	48,852	14.231	13.382
Internal Order	457	14,232	720	25,501	23.025	6.986
Modification	519	79,322	1,707	271,121	54.589	74.269
GSA Schedule	28	1,125	160	5,050	5.117	1.383
External Order	0	0	0	0	0.000	0.000
Term For Default	0	0	0	0	0.000	0.000
Term For Conven	0	0	0	0	0.000	0.000
PRODUCT OR SERVICE						
Supplies & Equipment	69	3,528	149	6,728	4.765	1.843
Research & Development	290	31,885	835	105,282	26.703	28.840
Construction	33	1,719	46	2,168	1.471	0.594
Architect Engineer	21	306	59	2,395	1.887	0.656
Automatic Data Processing Services	185	9,281	468	33,420	14.966	9.155
ADP Equipment, Purchase & Lease	215	6,002	344	9,286	11.001	2.544
Real Property, Purchase & Lease	0	0	2	19	0.064	0.005
Other Services	492	78,098	1,224	205,755	39.143	56.363
Consultant Services	7	789	20	1,777	0.640	0.487

EQUAL EMPLOYMENT OPPORTUNITY COMMISSION SNAPSHOT REPORT

Actions Reported in Summary on SF281

Fourth Quarter Fiscal Year 1983

Part I - Total Prime Acquisition Actions

Acquisition Method	Number of Actions	Net Dollar Amount (000)				
		Total	Small Business Concerns	Large Business Concerns	Educational & Non-Profit Institutions	Outside U.S./ Outlying Areas
1. TOTAL (2+7+8).....	1,551	1,082				
2. Subtotal (3+4+5+6).....	1,551	1,082	550	532	0	0
3. Formally Advertised (Including 2 Step).....	0	0	0	0	0	0
4. Negotiated Competitive.....	435	698	380	318	0	0
5. Negotiated Non-Competitive.....	939	82	52	30	0	0
6. Procurement Under Another Agency's Contracts.....	177	302	118	184	0	0
6A. GSA Schedules.....	177	302	118	184	0	0
6B. Another Agency's Contracts.....	0	0	0	0	0	0
7. Directed Contracts For Foreign Governments.....	0	0				
8. Tariff Or Regulated Acquisitions.....	0	0				

Part II - Statistics on Selected Types of Acquisition

Type of Acquisition	Number of Actions	Net Dollar Amount (000)
9. Small Business Total Set-Asides.....	0	0
10. Small Business Partial Set-Asides.....	0	0
11. Total Labor Surplus Area Set-Asides.....	0	0
12. Total Labor Surplus Area/Small Business Set-Asides.....	0	0
13. Acquisitions From Minority And Disadvantaged Business Enterprises (13A+13B).....	0	0
13A. Directed To Large Or Small Minority Business Enterprises.....	0	0
13B. Small Business - Disadvantaged 8(A).....	0	0
14. Women-Owned Business.....	0	0

Fourth Quarter Fiscal Year 1983 Year to Date

Part I - Total Prime Acquisition Actions

Acquisition Method	Number of Actions	Net Dollar Amount (000)				
		Total	Small Business Concerns	Large Business Concerns	Educational & Non-Profit Institutions	Outside U.S./ Outlying Areas
1. TOTAL (2+7+8).....	3,664	3,077				
2. Subtotal (3+4+5+6).....	3,664	3,077	1,793	1,284	0	0
3. Formally Advertised (Including 2 Step).....	0	0	0	0	0	0
4. Negotiated Competitive.....	1,044	2,030	1,396	634	0	0
5. Negotiated Non-Competitive.....	2,191	268	189	79	0	0
6. Procurement Under Another Agency's Contracts.....	429	779	208	571	0	0
6A. GSA Schedules.....	429	779	208	571	0	0
6B. Another Agency's Contracts.....	0	0	0	0	0	0
7. Directed Contracts For Foreign Governments.....	0	0				
8. Tariff Or Regulated Acquisitions.....	0	0				

Part II - Statistics on Selected Types of Acquisition

Type of Acquisition	Number of Actions	Net Dollar Amount (000)
9. Small Business Total Set-Asides.....	0	0
10. Small Business Partial Set-Asides.....	0	0
11. Total Labor Surplus Area Set-Asides.....	0	0
12. Total Labor Surplus Area/Small Business Set-Asides.....	0	0
13. Acquisitions From Minority And Disadvantaged Business Enterprises (13A+13B).....	0	0
13A. Directed To Large Or Small Minority Business Enterprises.....	0	0
13B. Small Business - Disadvantaged 8(A).....	0	0
14. Women-Owned Business.....	0	0

EQUAL EMPLOYMENT OPPORTUNITY COMMISSION SNAPSHOT REPORT

Actions Reported Individually on SF279 Fourth Quarter Fiscal Year 1983 and Year to Date

	4th Qtr Actions	4th Qtr Dollars (000)	YTD Actions	YTD Dollars (000)	YTD % Actions	YTD % Dollars
Equal Employment Opportunity Commission.....	99	5,314	298	22,348	100.000	100.000
TYPE CONTRACTOR						
Bus Concerns.....	43	1,794	101	4,801	33.893	21.483
Educational & Non-Profit.....	0	0	0	0	0.000	0.000
State Loc Gov.....	56	3,520	197	17,547	66.107	78.517
Non-Defined.....	0	0	0	0	0.000	0.000
METHODS OF PROC						
2 Step.....	0	0	0	0	0.000	0.000
Other Formal Adv.....	0	0	0	0	0.000	0.000
Neg Comp.....	27	1,353	56	2,791	18.792	12.489
Neg Non-Comp.....	72	3,961	242	19,557	81.208	87.511
Dir For Govs.....	0	0	0	0	0.000	0.000
Tariff or Reg.....	0	0	0	0	0.000	0.000
SMALL BUSINESS AWARDS						
Prime.....	31	975	61	2,179	20.470	9.750
Total Set-Aside.....	1	35	1	35	0.336	0.157
Partial Set-Aside.....	0	0	0	0	0.000	0.000
LABOR SURPLUS AREA						
Total Set-Aside.....	0	0	0	0	0.000	0.000
Tie Bid Pref.....	0	0	0	0	0.000	0.000
Tot LSA Sm Set-Aside.....	0	0	0	0	0.000	0.000
SUB-TOTAL.....	0	0	0	0	0.000	0.000
No Pref Given.....	99	5,314	298	22,348	100.000	100.000
MINORITY & DISADVANT						
Lg Minority.....	0	0	0	0	0.000	0.000
Sm Minority.....	3	68	4	93	1.342	0.416
8a Minority.....	2	21	5	179	1.678	0.801
SUB-TOTAL.....	5	89	9	272	3.020	1.217
WOMEN OWNED						
.....	4	146	4	146	1.342	0.653
TYPE OF CONTRACT						
Fixed Price.....	75	4,526	257	20,468	86.242	91.588
Cost.....	13	319	21	955	7.047	4.273
Time & Material.....	0	0	1	50	0.336	0.224
Labor Hour.....	11	469	19	875	6.376	3.915
Multi Year.....	0	0	0	0	0.000	0.000
SUBJECT TO STAT REQ						
Walsh Healey Mfr.....	11	485	11	485	3.691	2.170
Walsh Healey Dir.....	0	0	0	0	0.000	0.000
Service Contracts.....	57	3,807	196	15,909	65.772	71.188
Davis Bacon.....	0	0	0	0	0.000	0.000
Not Subject To.....	31	1,022	91	5,954	30.537	26.642
KIND OF CONTRACT						
Initial Letter.....	0	0	0	0	0.000	0.000
Def Supersd Ltr.....	0	0	0	0	0.000	0.000
Definitive.....	38	4,597	174	20,116	58.389	90.013
Internal Order.....	0	0	0	0	0.000	0.000
Modification.....	50	232	82	823	27.517	3.683
GSA Schedule.....	11	485	42	1,409	14.094	6.305
External Order.....	0	0	0	0	0.000	0.000
Term For Default.....	0	0	0	0	0.000	0.000
Term For Conven.....	0	0	0	0	0.000	0.000
PRODUCT OR SERVICE						
Supplies & Equipment.....	10	424	13	587	4.362	2.627
Research & Development.....	0	0	0	0	0.000	0.000
Construction.....	0	0	1	29	0.336	0.130
Architect Engineer.....	0	0	0	0	0.000	0.000
Automatic Data Processing Services.....	1	7	3	34	1.007	0.152
ADP Equipment, Purchase & Lease.....	1	61	8	185	2.685	0.828
Real Property, Purchase & Lease.....	0	0	0	0	0.000	0.000
Other Services.....	87	4,822	273	21,513	91.611	96.264
Consultant Services.....	1	51	1	51	0.336	0.228

FEDERAL COMMUNICATIONS COMMISSION SNAPSHOT REPORT

Actions Reported in Summary on SF281

Fourth Quarter Fiscal Year 1983

Part I - Total Prime Acquisition Actions

Acquisition Method	Number of Actions	Net Dollar Amount (000)				
		Total	Small Business Concerns	Large Business Concerns	Educational & Non-Profit Institutions	Outside U.S./ Outlying Areas
1. TOTAL (2+7+8).....	526	636				
2. Subtotal (3+4+5+6).....	526	636	394	223	19	0
3. Formally Advertised (Including 2 Step).....	0	0	0	0	0	0
4. Negotiated Competitive.....	77	259	202	57	0	0
5. Negotiated Non-Competitive.....	412	284	165	100	19	0
6. Procurement Under Another Agency's Contracts.....	37	93	27	66	0	0
6A. GSA Schedules.....	37	93	27	66	0	0
6B. Another Agency's Contracts.....	0	0	0	0	0	0
7. Directed Contracts For Foreign Governments.....	0	0				
8. Tariff Or Regulated Acquisitions.....	0	0				

Part II - Statistics on Selected Types of Acquisition

Type of Acquisition	Number of Actions	Net Dollar Amount (000)
9. Small Business Total Set-Asides.....	0	0
10. Small Business Partial Set-Asides.....	0	0
11. Total Labor Surplus Area Set-Asides.....	0	0
12. Total Labor Surplus Area/Small Business Set-Asides.....	0	0
13. Acquisitions From Minority And Disadvantaged Business Enterprises (13A + 13B).....	5	22
13A. Directed To Large Or Small Minority Business Enterprises.....	5	22
13B. Small Business - Disadvantaged 8(A).....	0	0
14. Women-Owned Business.....	0	0

Fourth Quarter Fiscal Year 1983 Year to Date

Part I - Total Prime Acquisition Actions

Acquisition Method	Number of Actions	Net Dollar Amount (000)				
		Total	Small Business Concerns	Large Business Concerns	Educational & Non-Profit Institutions	Outside U.S./ Outlying Areas
1. TOTAL (2+7+8).....	526	636				
2. Subtotal (3+4+5+6).....	526	636	394	223	19	0
3. Formally Advertised (Including 2 Step).....	0	0	0	0	0	0
4. Negotiated Competitive.....	77	259	202	57	0	0
5. Negotiated Non-Competitive.....	412	284	165	100	19	0
6. Procurement Under Another Agency's Contracts.....	37	93	27	66	0	0
6A. GSA Schedules.....	37	93	27	66	0	0
6B. Another Agency's Contracts.....	0	0	0	0	0	0
7. Directed Contracts For Foreign Governments.....	0	0				
8. Tariff Or Regulated Acquisitions.....	0	0				

Part II - Statistics on Selected Types of Acquisition

Type of Acquisition	Number of Actions	Net Dollar Amount (000)
9. Small Business Total Set-Asides.....	0	0
10. Small Business Partial Set-Asides.....	0	0
11. Total Labor Surplus Area Set-Asides.....	0	0
12. Total Labor Surplus Area/Small Business Set-Asides.....	0	0
13. Acquisitions From Minority And Disadvantaged Business Enterprises (13A + 13B).....	5	22
13A. Directed To Large Or Small Minority Business Enterprises.....	5	22
13B. Small Business - Disadvantaged 8(A).....	0	0
14. Women-Owned Business.....	0	0

FEDERAL COMMUNICATIONS COMMISSION SNAPSHOT REPORT

Actions Reported Individually on SF279 Fourth Quarter Fiscal Year 1983 and Year to Date

	4th Qtr Actions	4th Qtr Dollars (000)	YTD Actions	YTD Dollars (000)	YTD % Actions	YTD % Dollars
Federal Communications Commission.....	16	385	16	385	100.000	100.000
TYPE CONTRACTOR						
Bus Concerns	16	385	16	385	100.000	100.000
Educational & Non-Profit	0	0	0	0	0.000	0.000
State Loc Gov.....	0	0	0	0	0.000	0.000
Non-Defined	0	0	0	0	0.000	0.000
METHODS OF PROC						
2 Step	0	0	0	0	0.000	0.000
Other Formal Adv.....	0	0	0	0	0.000	0.000
Neg Comp.....	14	343	14	343	87.500	89.091
Neg Non-Comp.....	2	42	2	42	12.500	10.909
Dir For Govs	0	0	0	0	0.000	0.000
Tariff or Reg.....	0	0	0	0	0.000	0.000
SMALL BUSINESS AWARDS						
Prime.....	5	102	5	102	31.250	26.494
Total Set-Aside	0	0	0	0	0.000	0.000
Partial Set-Aside	0	0	0	0	0.000	0.000
LABOR SURPLUS AREA						
Total Set-Aside	0	0	0	0	0.000	0.000
Tie Bid Pref	0	0	0	0	0.000	0.000
Tot LSA Sm Set-Aside.....	0	0	0	0	0.000	0.000
SUB-TOTAL						
No Pref Given	16	385	16	385	100.000	100.000
MINORITY & DISADVANT						
Lg Minority.....	0	0	0	0	0.000	0.000
Sm Minority	1	11	1	11	6.250	2.857
Ba Minority.....	0	0	0	0	0.000	0.000
SUB-TOTAL						
.....	1	11	1	11	6.250	2.857
WOMEN OWNED						
.....	0	0	0	0	0.000	0.000
TYPE OF CONTRACT						
Fixed Price	16	385	16	385	100.000	100.000
Cost.....	0	0	0	0	0.000	0.000
Time & Material.....	0	0	0	0	0.000	0.000
Labor Hour	0	0	0	0	0.000	0.000
Multi Year	2	70	2	70	12.500	18.182
SUBJECT TO STAT REQ						
Walsh Healey Mfr.....	0	0	0	0	0.000	0.000
Walsh Healey Dir.....	0	0	0	0	0.000	0.000
Service Contracts.....	0	0	0	0	0.000	0.000
Davis Bacon.....	0	0	0	0	0.000	0.000
Not Subject To	16	385	16	385	100.000	100.000
KIND OF CONTRACT						
Initial Letter	0	0	0	0	0.000	0.000
Def Supersd Ltr.....	0	0	0	0	0.000	0.000
Definitive.....	3	61	3	61	18.750	15.844
Internal Order.....	2	70	2	70	12.500	18.182
Modification.....	0	0	0	0	0.000	0.000
GSA Schedule.....	11	254	11	254	68.750	65.974
External Order.....	0	0	0	0	0.000	0.000
Term For Default.....	0	0	0	0	0.000	0.000
Term For Conven.....	0	0	0	0	0.000	0.000
PRODUCT OR SERVICE						
Supplies & Equipment	3	79	3	79	18.750	20.519
Research & Development.....	0	0	0	0	0.000	0.000
Construction.....	0	0	0	0	0.000	0.000
Architect Engineer.....	0	0	0	0	0.000	0.000
Automatic Data Processing Services.....	1	26	1	26	6.250	6.753
ADP Equipment, Purchase & Lease.....	11	264	11	264	68.750	68.571
Real Property, Purchase & Lease.....	0	0	0	0	0.000	0.000
Other Services.....	1	16	1	16	6.250	4.156
Consultant Services.....	0	0	0	0	0.000	0.000

FEDERAL ELECTION COMMISSION SNAPSHOT REPORT

Actions Reported in Summary on SF281

Fourth Quarter Fiscal Year 1983

Part I - Total Prime Acquisition Actions

Acquisition Method	Number of Actions	Net Dollar Amount (000)				
		Total	Small Business Concerns	Large Business Concerns	Educational & Non-Profit Institutions	Outside U.S./Outlying Areas
1. TOTAL (2+7+8).....	353	164				
2. Subtotal (3+4+5+6).....	343	143	49	82	12	0
3. Formally Advertised (Including 2 Step).....	0	0	0	0	0	0
4. Negotiated Competitive.....	0	0	0	0	0	0
5. Negotiated Non-Competitive.....	343	143	49	82	12	0
6. Procurement Under Another Agency's Contracts.....	0	0	0	0	0	0
6A. GSA Schedules.....	0	0	0	0	0	0
6B. Another Agency's Contracts.....	0	0	0	0	0	0
7. Directed Contracts For Foreign Governments.....	0	0				
8. Tariff Or Regulated Acquisitions.....	10	21				

Part II - Statistics on Selected Types of Acquisition

Type of Acquisition	Number of Actions	Net Dollar Amount (000)
9. Small Business Total Set-Asides.....	0	0
10. Small Business Partial Set-Asides.....	0	0
11. Total Labor Surplus Area Set-Asides.....	0	0
12. Total Labor Surplus Area/Small Business Set-Asides.....	0	0
13. Acquisitions From Minority And Disadvantaged Business Enterprises (13A+13B).....	0	0
13A. Directed To Large Or Small Minority Business Enterprises.....	0	0
13B. Small Business - Disadvantaged 8(A).....	0	0
14. Women-Owned Business.....	0	0

Fourth Quarter Fiscal Year 1983 Year to Date

Part I - Total Prime Acquisition Actions

Acquisition Method	Number of Actions	Net Dollar Amount (000)				
		Total	Small Business Concerns	Large Business Concerns	Educational & Non-Profit Institutions	Outside U.S./Outlying Areas
1. TOTAL (2+7+8).....	867	406				
2. Subtotal (3+4+5+6).....	834	359	111	229	19	0
3. Formally Advertised (Including 2 Step).....	0	0	0	0	0	0
4. Negotiated Competitive.....	1	1	1	0	0	0
5. Negotiated Non-Competitive.....	832	357	110	228	19	0
6. Procurement Under Another Agency's Contracts.....	1	1	0	1	0	0
6A. GSA Schedules.....	0	0	0	0	0	0
6B. Another Agency's Contracts.....	1	1	0	1	0	0
7. Directed Contracts For Foreign Governments.....	0	0				
8. Tariff Or Regulated Acquisitions.....	33	47				

Part II - Statistics on Selected Types of Acquisition

Type of Acquisition	Number of Actions	Net Dollar Amount (000)
9. Small Business Total Set-Asides.....	0	0
10. Small Business Partial Set-Asides.....	0	0
11. Total Labor Surplus Area Set-Asides.....	0	0
12. Total Labor Surplus Area/Small Business Set-Asides.....	0	0
13. Acquisitions From Minority And Disadvantaged Business Enterprises (13A+13B).....	0	0
13A. Directed To Large Or Small Minority Business Enterprises.....	0	0
13B. Small Business - Disadvantaged 8(A).....	0	0
14. Women-Owned Business.....	0	0

FEDERAL ELECTION COMMISSION SNAPSHOT REPORT

Actions Reported Individually on SF279 Fourth Quarter Fiscal Year 1983 and Year to Date

	4th Qtr Actions	4th Qtr Dollars (000)	YTD Actions	YTD Dollars (000)	YTD % Actions	YTD % Dollars
Federal Election Commission	6	326	21	999	100.000	100.000
TYPE CONTRACTOR						
Bus Concerns	6	326	21	999	100.000	100.000
Educational & Non-Profit	0	0	0	0	0.000	0.000
State Loc Gov.....	0	0	0	0	0.000	0.000
Non-Defined	0	0	0	0	0.000	0.000
METHODS OF PROC						
2 Step	2	155	8	586	38.095	58.659
Other Formal Adv.....	2	142	2	142	9.524	14.214
Neg Comp.....	2	29	9	249	42.857	24.925
Neg Non-Comp.....	0	0	2	22	9.524	2.202
Dir For Govs	0	0	0	0	0.000	0.000
Tariff or Reg.....	0	0	0	0	0.000	0.000
SMALL BUSINESS AWARDS						
Prime.....	2	136	8	252	38.095	25.225
Total Set-Aside	0	0	0	0	0.000	0.000
Partial Set-Aside	0	0	0	0	0.000	0.000
LABOR SURPLUS AREA						
Total Set-Aside	0	0	0	0	0.000	0.000
Tie Bid Pref.....	0	0	0	0	0.000	0.000
Tot LSA Sm Set-Aside.....	0	0	0	0	0.000	0.000
SUB-TOTAL	0	0	0	0	0.000	0.000
No Pref Given.....	6	326	21	999	100.000	100.000
MINORITY & DISADVANT						
Lg Minority.....	0	0	0	0	0.000	0.000
Sm Minority.....	0	0	0	0	0.000	0.000
8a Minority.....	0	0	0	0	0.000	0.000
SUB-TOTAL	0	0	0	0	0.000	0.000
WOMEN OWNED						
0	0	0	0	0	0.000	0.000
TYPE OF CONTRACT						
Fixed Price	6	326	21	999	100.000	100.000
Cost.....	0	0	0	0	0.000	0.000
Time & Material	0	0	0	0	0.000	0.000
Labor Hour	0	0	0	0	0.000	0.000
Multi Year	3	174	10	696	47.619	69.670
SUBJECT TO STAT REQ						
Walsh Healey Mfr.....	3	152	6	197	28.571	19.720
Walsh Healey Dir.....	0	0	2	22	9.524	2.202
Service Contracts.....	3	174	7	500	33.333	50.050
Davis Bacon.....	0	0	0	0	0.000	0.000
Not Subject To	0	0	6	280	28.571	28.028
KIND OF CONTRACT						
Initial Letter	0	0	0	0	0.000	0.000
Def Supersed Ltr.....	0	0	0	0	0.000	0.000
Definitive.....	0	0	0	0	0.000	0.000
Internal Order.....	3	174	10	696	47.619	69.670
Modification.....	0	0	1	15	4.762	1.502
GSA Schedule.....	3	152	10	288	47.619	28.829
External Order.....	0	0	0	0	0.000	0.000
Term For Default.....	0	0	0	0	0.000	0.000
Term For Conven.....	0	0	0	0	0.000	0.000
PRODUCT OR SERVICE						
Supplies & Equipment	3	152	3	152	14.286	15.215
Research & Development.....	0	0	0	0	0.000	0.000
Construction.....	0	0	0	0	0.000	0.000
Architect Engineer.....	0	0	0	0	0.000	0.000
Automatic Data Processing Services.....	2	155	9	677	42.857	67.768
ADP Equipment, Purchase & Lease.....	0	0	0	0	0.000	0.000
Real Property, Purchase & Lease.....	0	0	0	0	0.000	0.000
Other Services.....	1	19	9	170	42.857	17.017
Consultant Services.....	0	0	0	0	0.000	0.000

FEDERAL EMERGENCY MANAGEMENT AGENCY SNAPSHOT REPORT

Actions Reported in Summary on SF281

Fourth Quarter Fiscal Year 1983

Part I - Total Prime Acquisition Actions

Acquisition Method	Number of Actions	Net Dollar Amount (000)				
		Total	Small Business Concerns	Large Business Concerns	Educational & Non-Profit Institutions	Outside U.S./ Outlying Areas
1. TOTAL (2+7+8).....	1,220	2,030				
2. Subtotal (3+4+5+6).....	1,215	2,026	1,297	798	-69	0
3. Formally Advertised (Including 2 Step).....	8	38	38	0	0	0
4. Negotiated Competitive.....	300	494	384	110	0	0
5. Negotiated Non-Competitive.....	551	758	603	254	-99	0
6. Procurement Under Another Agency's Contracts.....	356	736	272	434	30	0
6A. GSA Schedules.....	349	722	265	427	30	0
6B. Another Agency's Contracts.....	7	14	7	7	0	0
7. Directed Contracts For Foreign Governments.....	0	0				
8. Tariff Or Regulated Acquisitions.....	5	4				

Part II - Statistics on Selected Types of Acquisition

Type of Acquisition	Number of Actions	Net Dollar Amount (000)
9. Small Business Total Set-Asides.....	320	508
10. Small Business Partial Set-Asides.....	0	0
11. Total Labor Surplus Area Set-Asides.....	19	3
12. Total Labor Surplus Area/Small Business Set-Asides.....	0	0
13. Acquisitions From Minority And Disadvantaged Business Enterprises (13A + 13B).....	13	38
13A. Directed To Large Or Small Minority Business Enterprises.....	9	26
13B. Small Business - Disadvantaged 8(A).....	4	12
14. Women-Owned Business.....	16	96

Fourth Quarter Fiscal Year 1983 Year to Date

Part I - Total Prime Acquisition Actions

Acquisition Method	Number of Actions	Net Dollar Amount (000)				
		Total	Small Business Concerns	Large Business Concerns	Educational & Non-Profit Institutions	Outside U.S./ Outlying Areas
1. TOTAL (2+7+8).....	3,894	5,567				
2. Subtotal (3+4+5+6).....	3,867	5,500	3,399	2,059	42	0
3. Formally Advertised (Including 2 Step).....	9	118	118	0	0	0
4. Negotiated Competitive.....	1,131	1,531	1,213	315	3	0
5. Negotiated Non-Competitive.....	1,845	2,199	1,594	696	-91	0
6. Procurement Under Another Agency's Contracts.....	882	1,652	474	1,048	130	0
6A. GSA Schedules.....	842	1,548	467	951	130	0
6B. Another Agency's Contracts.....	40	104	7	97	0	0
7. Directed Contracts For Foreign Governments.....	0	0				
8. Tariff Or Regulated Acquisitions.....	27	67				

Part II - Statistics on Selected Types of Acquisition

Type of Acquisition	Number of Actions	Net Dollar Amount (000)
9. Small Business Total Set-Asides.....	1,809	2,471
10. Small Business Partial Set-Asides.....	0	0
11. Total Labor Surplus Area Set-Asides.....	37	90
12. Total Labor Surplus Area/Small Business Set-Asides.....	0	0
13. Acquisitions From Minority And Disadvantaged Business Enterprises (13A + 13B).....	23	62
13A. Directed To Large Or Small Minority Business Enterprises.....	16	42
13B. Small Business - Disadvantaged 8(A).....	7	20
14. Women-Owned Business.....	39	117

FEDERAL EMERGENCY MANAGEMENT AGENCY SNAPSHOT REPORT

Actions Reported Individually on SF279 Fourth Quarter Fiscal Year 1983 and Year to Date

	4th Qtr Actions	4th Qtr Dollars (000)	YTD Actions	YTD Dollars (000)	YTD % Actions	YTD % Dollars
Federal Emergency Management Agency	281	404,678	555	615,434	100.000	100.000
TYPE CONTRACTOR						
Bus Concerns	253	401,950	505	609,898	90.991	99.100
Educational & Non-Profit	22	2,483	37	4,697	6.667	0.763
State Loc Gov	6	245	13	839	2.342	0.136
Non-Defined	0	0	0	0	0.000	0.000
METHODS OF PROC						
2 Step	0	0	0	0	0.000	0.000
Other Formal Adv	15	3,123	27	4,010	4.865	0.652
Neg Comp	187	391,403	336	572,780	60.541	93.069
Neg Non-Comp	75	8,257	167	18,392	30.090	2.988
Dir For Govs	0	0	0	0	0.000	0.000
Tariff or Reg	4	1,895	25	20,252	4.505	3.291
SMALL BUSINESS AWARDS						
Prime	160	29,390	305	72,169	54.955	11.727
Total Set-Aside	28	2,109	49	2,801	8.829	0.455
Partial Set-Aside	0	0	1	36	0.180	0.006
LABOR SURPLUS AREA						
Total Set-Aside	0	0	0	0	0.000	0.000
Tie Bid Pref	0	0	0	0	0.000	0.000
Tot LSA Sm Set-Aside	2	264	2	264	0.360	0.043
SUB-TOTAL	2	264	2	264	0.360	0.043
No Pref Given	279	404,414	553	615,170	99.640	99.957
MINORITY & DISADVANT						
Lg Minority	0	0	0	0	0.000	0.000
Sm Minority	9	1,506	16	1,682	2.883	0.273
8a Minority	27	3,083	55	5,278	9.910	0.858
SUB-TOTAL	36	4,589	71	6,960	12.793	1.131
WOMEN OWNED						
	5	851	15	1,091	2.703	0.177
TYPE OF CONTRACT						
Fixed Price	102	10,198	220	34,609	39.640	5.624
Cost	158	393,674	286	578,737	51.532	94.037
Time & Material	4	405	6	1,270	1.081	0.206
Labor Hour	17	401	43	818	7.748	0.133
Multi Year	10	154,022	30	227,751	5.405	37.007
SUBJECT TO STAT REQ						
Walsh Healey Mfr	18	903	25	1,355	4.505	0.220
Walsh Healey Dir	6	219	8	276	1.441	0.045
Service Contracts	57	179,369	158	358,271	28.468	58.214
Davis Bacon	10	2,279	12	2,367	2.162	0.385
Not Subject To	190	221,908	352	253,165	63.423	41.136
KIND OF CONTRACT						
Initial Letter	1	304	1	304	0.180	0.049
Def Supersd Ltr	0	0	0	0	0.000	0.000
Definitive	141	64,781	197	70,818	35.495	11.507
Internal Order	25	684	77	2,265	13.874	0.368
Modification	92	336,397	232	538,879	41.802	87.561
GSA Schedule	19	628	27	974	4.865	0.158
External Order	3	1,884	21	2,194	3.784	0.356
Term For Default	0	0	0	0	0.000	0.000
Term For Conven	0	0	0	0	0.000	0.000
PRODUCT OR SERVICE						
Supplies & Equipment	31	44,419	39	44,695	7.027	7.262
Research & Development	19	2,755	35	6,229	6.306	1.012
Construction	12	2,733	16	3,044	2.883	0.495
Architect Engineer	84	176,808	169	318,520	30.450	51.755
Automatic Data Processing Services	4	448	6	522	1.081	0.085
ADP Equipment, Purchase & Lease	2	58	7	358	1.261	0.058
Real Property, Purchase & Lease	0	0	0	0	0.000	0.000
Other Services	129	177,457	283	242,066	50.991	39.333
Consultant Services	17	2,659	27	6,370	4.865	1.035

FEDERAL LABOR RELATIONS AUTHORITY SNAPSHOT REPORT

Actions Reported in Summary on SF281

Fourth Quarter Fiscal Year 1983

Part I - Total Prime Acquisition Actions

Acquisition Method	Number of Actions	Net Dollar Amount (000)				
		Total	Small Business Concerns	Large Business Concerns	Educational & Non-Profit Institutions	Outside U.S./ Outlying Areas
1. TOTAL (2+7+8).....	157	121				
2. Subtotal (3+4+5+6).....	157	121	82	37	2	0
3. Formally Advertised (Including 2 Step).....	5	30	30	0	0	0
4. Negotiated Competitive.....	7	13	13	0	0	0
5. Negotiated Non-Competitive.....	62	24	11	11	2	0
6. Procurement Under Another Agency's Contracts.....	83	54	28	26	0	0
6A. GSA Schedules.....	83	54	28	26	0	0
6B. Another Agency's Contracts.....	0	0	0	0	0	0
7. Directed Contracts For Foreign Governments.....	0	0				
8. Tariff Or Regulated Acquisitions.....	0	0				

Part II - Statistics on Selected Types of Acquisition

Type of Acquisition	Number of Actions	Net Dollar Amount (000)
9. Small Business Total Set-Asides.....	53	55
10. Small Business Partial Set-Asides.....	0	0
11. Total Labor Surplus Area Set-Asides.....	0	0
12. Total Labor Surplus Area/Small Business Set-Asides.....	0	0
13. Acquisitions From Minority And Disadvantaged Business Enterprises (13A+13B).....	7	8
13A. Directed To Large Or Small Minority Business Enterprises.....	7	8
13B. Small Business - Disadvantaged 8(A).....	0	0
14. Women-Owned Business.....	7	8

Fourth Quarter Fiscal Year 1983 Year to Date

Part I - Total Prime Acquisition Actions

Acquisition Method	Number of Actions	Net Dollar Amount (000)				
		Total	Small Business Concerns	Large Business Concerns	Educational & Non-Profit Institutions	Outside U.S./ Outlying Areas
1. TOTAL (2+7+8).....	510	383				
2. Subtotal (3+4+5+6).....	510	383	194	187	2	0
3. Formally Advertised (Including 2 Step).....	14	83	83	0	0	0
4. Negotiated Competitive.....	21	30	29	1	0	0
5. Negotiated Non-Competitive.....	247	75	28	45	2	0
6. Procurement Under Another Agency's Contracts.....	228	195	54	141	0	0
6A. GSA Schedules.....	218	194	54	140	0	0
6B. Another Agency's Contracts.....	10	1	0	1	0	0
7. Directed Contracts For Foreign Governments.....	0	0				
8. Tariff Or Regulated Acquisitions.....	0	0				

Part II - Statistics on Selected Types of Acquisition

Type of Acquisition	Number of Actions	Net Dollar Amount (000)
9. Small Business Total Set-Asides.....	181	131
10. Small Business Partial Set-Asides.....	0	0
11. Total Labor Surplus Area Set-Asides.....	0	0
12. Total Labor Surplus Area/Small Business Set-Asides.....	0	0
13. Acquisitions From Minority And Disadvantaged Business Enterprises (13A+13B).....	25	15
13A. Directed To Large Or Small Minority Business Enterprises.....	20	14
13B. Small Business - Disadvantaged 8(A).....	5	1
14. Women-Owned Business.....	10	11

FEDERAL LABOR RELATIONS AUTHORITY SNAPSHOT REPORT

Actions Reported Individually on SF279 Fourth Quarter Fiscal Year 1983 and Year to Date

	4th Qtr Actions	4th Qtr Dollars (000)	YTD Actions	YTD Dollars (000)	YTD % Actions	YTD % Dollars
Federal Labor Relations Authority.....	3	56	17	372	100.000	100.000
TYPE CONTRACTOR						
Bus Concerns.....	3	56	17	372	100.000	100.000
Educational & Non-Profit.....	0	0	0	0	0.000	0.000
State Loc Gov.....	0	0	0	0	0.000	0.000
Non-Defined.....	0	0	0	0	0.000	0.000
METHODS OF PROC						
2 Step.....	0	0	0	0	0.000	0.000
Other Formal Adv.....	2	44	10	270	58.824	72.581
Neg Comp.....	1	12	6	77	35.294	20.699
Neg Non-Comp.....	0	0	1	25	5.882	6.720
Dir For Gvs.....	0	0	0	0	0.000	0.000
Tariff or Reg.....	0	0	0	0	0.000	0.000
SMALL BUSINESS AWARDS						
Prime.....	0	0	2	46	11.765	12.366
Total Set-Aside.....	0	0	0	0	0.000	0.000
Partial Set-Aside.....	0	0	0	0	0.000	0.000
LABOR SURPLUS AREA						
Total Set-Aside.....	0	0	0	0	0.000	0.000
Tie Bid Pref.....	0	0	0	0	0.000	0.000
Tot LSA Sm Set-Aside.....	0	0	0	0	0.000	0.000
SUB-TOTAL.....	0	0	0	0	0.000	0.000
No Pref Given.....	3	56	17	372	100.000	100.000
MINORITY & DISADVANT						
Lg Minority.....	0	0	0	0	0.000	0.000
Sm Minority.....	0	0	0	0	0.000	0.000
8a Minority.....	0	0	0	0	0.000	0.000
SUB-TOTAL.....	0	0	0	0	0.000	0.000
WOMEN OWNED						
.....	0	0	0	0	0.000	0.000
TYPE OF CONTRACT						
Fixed Price.....	3	56	17	372	100.000	100.000
Cost.....	0	0	0	0	0.000	0.000
Time & Material.....	0	0	0	0	0.000	0.000
Labor Hour.....	0	0	0	0	0.000	0.000
Multi Year.....	0	0	0	0	0.000	0.000
SUBJECT TO STAT REQ						
Walsh Healey Mfr.....	3	56	17	372	100.000	100.000
Walsh Healey Dir.....	0	0	0	0	0.000	0.000
Service Contracts.....	0	0	0	0	0.000	0.000
Davis Bacon.....	0	0	0	0	0.000	0.000
Not Subject To.....	0	0	0	0	0.000	0.000
KIND OF CONTRACT						
Initial Letter.....	0	0	0	0	0.000	0.000
Def Supersed Ltr.....	0	0	0	0	0.000	0.000
Definitive.....	0	0	1	25	5.882	6.720
Internal Order.....	0	0	0	0	0.000	0.000
Modification.....	0	0	1	-21	5.882	-5.645
GSA Schedule.....	3	56	15	368	88.235	98.925
External Order.....	0	0	0	0	0.000	0.000
Term For Default.....	0	0	0	0	0.000	0.000
Term For Conven.....	0	0	0	0	0.000	0.000
PRODUCT OR SERVICE						
Supplies & Equipment.....	3	56	13	270	76.471	72.581
Research & Development.....	0	0	0	0	0.000	0.000
Construction.....	0	0	0	0	0.000	0.000
Architect Engineer.....	0	0	0	0	0.000	0.000
Automatic Data Processing Services.....	0	0	0	0	0.000	0.000
ADP Equipment, Purchase & Lease.....	0	0	4	102	23.529	27.419
Real Property, Purchase & Lease.....	0	0	0	0	0.000	0.000
Other Services.....	0	0	0	0	0.000	0.000
Consultant Services.....	0	0	0	0	0.000	0.000

FEDERAL MARITIME COMMISSION SNAPSHOT REPORT

Actions Reported in Summary on SF281

Fourth Quarter Fiscal Year 1983

Part I - Total Prime Acquisition Actions

Acquisition Method	Number of Actions	Net Dollar Amount (000)				
		Total	Small Business Concerns	Large Business Concerns	Educational & Non-Profit Institutions	Outside U.S./ Outlying Areas
1. TOTAL (2+7+8).....	71	113				
2. Subtotal (3+4+5+6).....	71	113				
3. Formally Advertised (Including 2 Step).....	1	3	31	80	2	0
4. Negotiated Competitive.....	55	31	3	0	0	0
5. Negotiated Non-Competitive.....	0	0	21	8	2	0
6. Procurement Under Another Agency's Contracts.....	15	79	0	0	0	0
6A. GSA Schedules.....	15	79	7	72	0	0
6B. Another Agency's Contracts.....	0	0	7	72	0	0
7. Directed Contracts For Foreign Governments.....	0	0	0	0	0	0
8. Tariff Or Regulated Acquisitions.....	0	0				

Part II - Statistics on Selected Types of Acquisition

Type of Acquisition	Number of Actions	Net Dollar Amount (000)
9. Small Business Total Set-Asides.....	0	0
10. Small Business Partial Set-Asides.....	0	0
11. Total Labor Surplus Area Set-Asides.....	0	0
12. Total Labor Surplus Area/Small Business Set-Asides.....	0	0
13. Acquisitions From Minority And Disadvantaged Business Enterprises (13A + 13B).....	0	0
13A. Directed To Large Or Small Minority Business Enterprises.....	0	0
13B. Small Business - Disadvantaged 8(A).....	0	0
14. Women-Owned Business.....	0	0

Fourth Quarter Fiscal Year 1983 Year to Date

Part I - Total Prime Acquisition Actions

Acquisition Method	Number of Actions	Net Dollar Amount (000)				
		Total	Small Business Concerns	Large Business Concerns	Educational & Non-Profit Institutions	Outside U.S./ Outlying Areas
1. TOTAL (2+7+8).....	232	281				
2. Subtotal (3+4+5+6).....	232	281				
3. Formally Advertised (Including 2 Step).....	3	13	88	188	5	0
4. Negotiated Competitive.....	172	124	13	0	0	0
5. Negotiated Non-Competitive.....	2	3	57	65	2	0
6. Procurement Under Another Agency's Contracts.....	55	141	0	0	3	0
6A. GSA Schedules.....	55	141	18	123	0	0
6B. Another Agency's Contracts.....	0	0	18	123	0	0
7. Directed Contracts For Foreign Governments.....	0	0	0	0	0	0
8. Tariff Or Regulated Acquisitions.....	0	0				

Part II - Statistics on Selected Types of Acquisition

Type of Acquisition	Number of Actions	Net Dollar Amount (000)
9. Small Business Total Set-Asides.....	0	0
10. Small Business Partial Set-Asides.....	0	0
11. Total Labor Surplus Area Set-Asides.....	0	0
12. Total Labor Surplus Area/Small Business Set-Asides.....	0	0
13. Acquisitions From Minority And Disadvantaged Business Enterprises (13A + 13B).....	0	0
13A. Directed To Large Or Small Minority Business Enterprises.....	0	0
13B. Small Business - Disadvantaged 8(A).....	0	0
14. Women-Owned Business.....	0	0

FEDERAL MARITIME COMMISSION SNAPSHOT REPORT

Actions Reported Individually on SF279 Fourth Quarter Fiscal Year 1983 and Year to Date

	4th Qtr Actions	4th Qtr Dollars (000)	YTD Actions	YTD Dollars (000)	YTD % Actions	YTD % Dollars
Federal Maritime Commission.....	1	68	8	264	100.000	100.000
TYPE CONTRACTOR						
Bus Concerns	1	68	8	264	100.000	100.000
Educational & Non-Profit.....	0	0	0	0	0.000	0.000
State Loc Gov.....	0	0	0	0	0.000	0.000
Non-Defined	0	0	0	0	0.000	0.000
METHODS OF PROC						
2 Step	0	0	0	0	0.000	0.000
Other Formal Adv.....	0	0	0	0	0.000	0.000
Neg Comp	1	68	8	264	100.000	100.000
Neg Non-Comp.....	0	0	0	0	0.000	0.000
Dir For Govs	0	0	0	0	0.000	0.000
Tariff or Reg.....	0	0	0	0	0.000	0.000
SMALL BUSINESS AWARDS						
Prime.....	0	0	2	33	25.000	12.500
Total Set-Aside	0	0	0	0	0.000	0.000
Partial Set-Aside	0	0	0	0	0.000	0.000
LABOR SURPLUS AREA						
Total Set-Aside	0	0	0	0	0.000	0.000
Tie Bid Pref	0	0	0	0	0.000	0.000
Tot LSA Sm Set-Aside.....	0	0	0	0	0.000	0.000
SUB-TOTAL						
No Pref Given.....	1	68	8	264	100.000	100.000
MINORITY & DISADVANT						
Lg Minority.....	0	0	0	0	0.000	0.000
Sm Minority	0	0	0	0	0.000	0.000
8a Minority.....	0	0	0	0	0.000	0.000
SUB-TOTAL						
.....	0	0	0	0	0.000	0.000
WOMEN OWNED						
.....	0	0	0	0	0.000	0.000
TYPE OF CONTRACT						
Fixed Price	1	68	7	249	87.500	94.318
Cost.....	0	0	1	15	12.500	5.682
Time & Material	0	0	0	0	0.000	0.000
Labor Hour	0	0	0	0	0.000	0.000
Multi Year	0	0	4	73	50.000	27.652
SUBJECT TO STAT REQ						
Walsh Healey Mfr.....	1	68	2	165	25.000	62.500
Walsh Healey Dir.....	0	0	1	11	12.500	4.167
Service Contracts.....	0	0	0	0	0.000	0.000
Davis Bacon.....	0	0	0	0	0.000	0.000
Not Subject To	0	0	5	88	62.500	33.333
KIND OF CONTRACT						
Initial Letter	0	0	3	43	37.500	16.288
Def Supersd Ltr.....	0	0	0	0	0.000	0.000
Definitive	0	0	0	0	0.000	0.000
Internal Order.....	0	0	2	45	25.000	17.045
Modification	0	0	0	0	0.000	0.000
GSA Schedule	1	68	3	176	37.500	66.667
External Order.....	0	0	0	0	0.000	0.000
Term For Default.....	0	0	0	0	0.000	0.000
Term For Conven.....	0	0	0	0	0.000	0.000
PRODUCT OR SERVICE						
Supplies & Equipment	1	68	2	165	25.000	62.500
Research & Development.....	0	0	0	0	0.000	0.000
Construction	0	0	0	0	0.000	0.000
Architect Engineer.....	0	0	0	0	0.000	0.000
Automatic Data Processing Services.....	0	0	0	0	0.000	0.000
ADP Equipment, Purchase & Lease.....	0	0	1	35	12.500	13.258
Real Property, Purchase & Lease.....	0	0	0	0	0.000	0.000
Other Services	0	0	5	64	62.500	24.242
Consultant Services	0	0	0	0	0.000	0.000

FEDERAL MEDIATION & CONCILIATION SERVICE SNAPSHOT REPORT

Actions Reported in Summary on SF281

Fourth Quarter Fiscal Year 1983

Part I - Total Prime Acquisition Actions

Acquisition Method	Number of Actions	Net Dollar Amount (000)				
		Total	Small Business Concerns	Large Business Concerns	Educational & Non-Profit Institutions	Outside U.S./ Outlying Areas
1. TOTAL (2+7+8).....						
2. Subtotal (3+4+5+6).....						
3. Formally Advertised (Including 2 Step).....						
4. Negotiated Competitive.....						
5. Negotiated Non-Competitive.....						
6. Procurement Under Another Agency's Contracts.....						
6A. GSA Schedules.....						
6B. Another Agency's Contracts.....						
7. Directed Contracts For Foreign Governments.....						
8. Tariff Or Regulated Acquisitions.....						

Part II - Statistics on Selected Types of Acquisition

Type of Acquisition	Number of Actions	Net Dollar Amount (000)
9. Small Business Total Set-Asides.....		
10. Small Business Partial Set-Asides.....		
11. Total Labor Surplus Area Set-Asides.....		
12. Total Labor Surplus Area/Small Business Set-Asides.....		
13. Acquisitions From Minority And Disadvantaged Business Enterprises (13A + 13B).....		
13A. Directed To Large Or Small Minority Business Enterprises.....		
13B. Small Business - Disadvantaged 8(A).....		
14. Women-Owned Business.....		

*** FAILED TO REPORT ***

Fourth Quarter Fiscal Year 1983 Year to Date

Part I - Total Prime Acquisition Actions

Acquisition Method	Number of Actions	Net Dollar Amount (000)				
		Total	Small Business Concerns	Large Business Concerns	Educational & Non-Profit Institutions	Outside U.S./ Outlying Areas
1. TOTAL (2+7+8).....						
2. Subtotal (3+4+5+6).....						
3. Formally Advertised (Including 2 Step).....						
4. Negotiated Competitive.....						
5. Negotiated Non-Competitive.....						
6. Procurement Under Another Agency's Contracts.....						
6A. GSA Schedules.....						
6B. Another Agency's Contracts.....						
7. Directed Contracts For Foreign Governments.....						
8. Tariff Or Regulated Acquisitions.....						

Part II - Statistics on Selected Types of Acquisition

Type of Acquisition	Number of Actions	Net Dollar Amount (000)
9. Small Business Total Set-Asides.....		
10. Small Business Partial Set-Asides.....		
11. Total Labor Surplus Area Set-Asides.....		
12. Total Labor Surplus Area/Small Business Set-Asides.....		
13. Acquisitions From Minority And Disadvantaged Business Enterprises (13A + 13B).....		
13A. Directed To Large Or Small Minority Business Enterprises.....		
13B. Small Business - Disadvantaged 8(A).....		
14. Women-Owned Business.....		

*** FAILED TO REPORT ***

FEDERAL MEDIATION & CONCILIATION SERVICE SNAPSHOT REPORT

Actions Reported Individually on SF279

Fourth Quarter Fiscal Year 1983 and Year to Date

	4th Qtr Actions	4th Qtr Dollars (000)	YTD Actions	YTD Dollars (000)	YTD % Actions	YTD % Dollars
Federal Mediation & Conciliation Service						
TYPE CONTRACTOR						
Bus Concerns						
Educational & Non-Profit						
State Loc Gov						
Non-Defined						
METHODS OF PROC						
2 Step						
Other Formal Adv						
Neg Comp						
Neg Non-Comp						
Dir For Govs						
Tariff or Reg						
SMALL BUSINESS AWARDS						
Prime						
Total Set-Aside						
Partial Set-Aside						
LABOR SURPLUS AREA						
Total Set-Aside						
Tie Bid Pref						
Tot LSA Sm Set-Aside						
SUB-TOTAL						
No Pref Given						
MINORITY & DISADVANT						
Lg Minority						
Sm Minority						
8a Minority						
SUB-TOTAL						
WOMEN OWNED						
TYPE OF CONTRACT						
Fixed Price						
Cost						
Time & Material						
Labor Hour						
Multi Year						
SUBJECT TO STAT REQ						
Walsh Healey Mfr						
Walsh Healey Dir						
Service Contracts						
Davis Bacon						
Not Subject To						
KIND OF CONTRACT						
Initial Letter						
Def Supersd Ltr						
Definitive						
Internal Order						
Modification						
GSA Schedule						
External Order						
Term For Default						
Term For Conven						
PRODUCT OR SERVICE						
Supplies & Equipment						
Research & Development						
Construction						
Architect Engineer						
Automatic Data Processing Services						
ADP Equipment, Purchase & Lease						
Real Property, Purchase & Lease						
Other Services						
Consultant Services						

*** FAILED TO REPORT ***

FEDERAL MINE SAFETY & HEALTH REVIEW COMM SNAPSHOT REPORT

Actions Reported in Summary on SF281

Fourth Quarter Fiscal Year 1983

Part I - Total Prime Acquisition Actions

Acquisition Method	Number of Actions	Net Dollar Amount (000)				
		Total	Small Business Concerns	Large Business Concerns	Educational & Non-Profit Institutions	Outside U.S./ Outlying Areas
1. TOTAL (2+7+8).....						
2. Subtotal (3+4+5+6).....						
3. Formally Advertised (Including 2 Step).....						
4. Negotiated Competitive.....						
5. Negotiated Non-Competitive.....						
6. Procurement Under Another Agency's Contracts.....						
6A. GSA Schedules.....						
6B. Another Agency's Contracts.....						
7. Directed Contracts For Foreign Governments.....						
8. Tariff Or Regulated Acquisitions.....						

Part II - Statistics on Selected Types of Acquisition

Type of Acquisition	Number of Actions	Net Dollar Amount (000)
9. Small Business Total Set-Asides.....		
10. Small Business Partial Set-Asides.....		
11. Total Labor Surplus Area Set-Asides.....		
12. Total Labor Surplus Area/Small Business Set-Asides.....		
13. Acquisitions From Minority And Disadvantaged Business Enterprises (13A+13B).....		
13A. Directed To Large Or Small Minority Business Enterprises.....		
13B. Small Business - Disadvantaged 8(A).....		
14. Women-Owned Business.....		

*** FAILED TO REPORT ***

Fourth Quarter Fiscal Year 1983 Year to Date

Part I - Total Prime Acquisition Actions

Acquisition Method	Number of Actions	Net Dollar Amount (000)				
		Total	Small Business Concerns	Large Business Concerns	Educational & Non-Profit Institutions	Outside U.S./ Outlying Areas
1. TOTAL (2+7+8).....						
2. Subtotal (3+4+5+6).....						
3. Formally Advertised (Including 2 Step).....						
4. Negotiated Competitive.....						
5. Negotiated Non-Competitive.....						
6. Procurement Under Another Agency's Contracts.....						
6A. GSA Schedules.....						
6B. Another Agency's Contracts.....						
7. Directed Contracts For Foreign Governments.....						
8. Tariff Or Regulated Acquisitions.....						

Part II - Statistics on Selected Types of Acquisition

Type of Acquisition	Number of Actions	Net Dollar Amount (000)
9. Small Business Total Set-Asides.....		
10. Small Business Partial Set-Asides.....		
11. Total Labor Surplus Area Set-Asides.....		
12. Total Labor Surplus Area/Small Business Set-Asides.....		
13. Acquisitions From Minority And Disadvantaged Business Enterprises (13A+13B).....		
13A. Directed To Large Or Small Minority Business Enterprises.....		
13B. Small Business - Disadvantaged 8(A).....		
14. Women-Owned Business.....		

*** FAILED TO REPORT ***

FEDERAL MINE SAFETY & HEALTH REVIEW COMM SNAPSHOT REPORT

Actions Reported Individually on SF279

Fourth Quarter Fiscal Year 1983 and Year to Date

	4th Qtr Actions	4th Qtr Dollars (000)	YTD Actions	YTD Dollars (000)	YTD % Actions	YTD % Dollars
Federal Mine Safety & Health Review Comm.....						
TYPE CONTRACTOR						
Bus Concerns						
Educational & Non-Profit						
State Loc Gov						
Non-Defined						
METHODS OF PROC						
2 Step						
Other Formal Adv						
Neg Comp						
Neg Non-Comp						
Dir For Govs						
Tariff or Reg						
SMALL BUSINESS AWARDS						
Prime						
Total Set-Aside						
Partial Set-Aside						
LABOR SURPLUS AREA						
Total Set-Aside						
Tie Bid Pref						
Tot LSA Sm Set-Aside						
SUB-TOTAL						
No Pref Given						
MINORITY & DISADVANT						
Lg Minority						
Sm Minority						
8a Minority						
SUB-TOTAL						
WOMEN OWNED						
TYPE OF CONTRACT						
Fixed Price						
Cost						
Time & Material						
Labor Hour						
Multi Year						
SUBJECT TO STAT REQ						
Walsh Healey Mfr						
Walsh Healey Dir						
Service Contracts						
Davis Bacon						
Not Subject To						
KIND OF CONTRACT						
Initial Letter						
Def Superseded Ltr						
Definitive						
Internal Order						
Modification						
GSA Schedule						
External Order						
Term For Default						
Term For Conven						
PRODUCT OR SERVICE						
Supplies & Equipment						
Research & Development						
Construction						
Architect Engineer						
Automatic Data Processing Services						
ADP Equipment, Purchase & Lease						
Real Property, Purchase & Lease						
Other Services						
Consultant Services						

*** FAILED TO REPORT ***

FEDERAL TRADE COMMISSION SNAPSHOT REPORT

Actions Reported in Summary on SF281

Fourth Quarter Fiscal Year 1983

Part I - Total Prime Acquisition Actions

Acquisition Method	Number of Actions	Net Dollar Amount (000)				
		Total	Small Business Concerns	Large Business Concerns	Educational & Non-Profit Institutions	Outside U.S./ Outlying Areas
1. TOTAL (2+7+8).....	1,131	705				
2. Subtotal (3+4+5+6).....	1,131	705	457	234	14	0
3. Formally Advertised (Including 2 Step).....	0	0	0	0	0	0
4. Negotiated Competitive.....	109	194	158	29	7	0
5. Negotiated Non-Competitive.....	752	295	199	89	7	0
6. Procurement Under Another Agency's Contracts.....	270	216	100	116	0	0
6A. GSA Schedules.....	270	216	100	116	0	0
6B. Another Agency's Contracts.....	0	0	0	0	0	0
7. Directed Contracts For Foreign Governments.....	0	0				
8. Tariff Or Regulated Acquisitions.....	0	0				

Part II - Statistics on Selected Types of Acquisition

Type of Acquisition	Number of Actions	Net Dollar Amount (000)
9. Small Business Total Set-Asides.....	0	0
10. Small Business Partial Set-Asides.....	0	0
11. Total Labor Surplus Area Set-Asides.....	0	0
12. Total Labor Surplus Area/Small Business Set-Asides.....	0	0
13. Acquisitions From Minority And Disadvantaged Business Enterprises (13A + 13B).....	5	12
13A. Directed To Large Or Small Minority Business Enterprises.....	5	12
13B. Small Business - Disadvantaged 8(A).....	0	0
14. Women-Owned Business.....	2	3

Fourth Quarter Fiscal Year 1983 Year to Date

Part I - Total Prime Acquisition Actions

Acquisition Method	Number of Actions	Net Dollar Amount (000)				
		Total	Small Business Concerns	Large Business Concerns	Educational & Non-Profit Institutions	Outside U.S./ Outlying Areas
1. TOTAL (2+7+8).....	3,408	2,223				
2. Subtotal (3+4+5+6).....	3,408	2,223	1,222	980	21	0
3. Formally Advertised (Including 2 Step).....	0	0	0	0	0	0
4. Negotiated Competitive.....	290	529	363	159	7	0
5. Negotiated Non-Competitive.....	2,503	920	647	259	14	0
6. Procurement Under Another Agency's Contracts.....	615	774	212	562	0	0
6A. GSA Schedules.....	615	774	212	562	0	0
6B. Another Agency's Contracts.....	0	0	0	0	0	0
7. Directed Contracts For Foreign Governments.....	0	0				
8. Tariff Or Regulated Acquisitions.....	0	0				

Part II - Statistics on Selected Types of Acquisition

Type of Acquisition	Number of Actions	Net Dollar Amount (000)
9. Small Business Total Set-Asides.....	0	0
10. Small Business Partial Set-Asides.....	0	0
11. Total Labor Surplus Area Set-Asides.....	0	0
12. Total Labor Surplus Area/Small Business Set-Asides.....	0	0
13. Acquisitions From Minority And Disadvantaged Business Enterprises (13A + 13B).....	26	55
13A. Directed To Large Or Small Minority Business Enterprises.....	25	52
13B. Small Business - Disadvantaged 8(A).....	1	3
14. Women-Owned Business.....	2	3

FEDERAL TRADE COMMISSION SNAPSHOT REPORT

Actions Reported Individually on SF279
Fourth Quarter Fiscal Year 1983 and Year to Date

	4th Qtr Actions	4th Qtr Dollars (000)	YTD Actions	YTD Dollars (000)	YTD % Actions	YTD % Dollars
Federal Trade Commission	48	1,799	129	5,173	100.000	100.000
TYPE CONTRACTOR						
Bus Concerns	46	1,751	127	5,125	98.450	99.072
Educational & Non-Profit	2	48	2	48	1.550	0.928
State Loc Gov	0	0	0	0	0.000	0.000
Non-Defined	0	0	0	0	0.000	0.000
METHODS OF PROC						
2 Step	0	0	0	0	0.000	0.000
Other Formal Adv	0	0	0	0	0.000	0.000
Neg Comp	36	1,490	111	4,403	86.047	85.115
Neg Non-Comp	12	309	18	770	13.953	14.885
Dir For Gvs	0	0	0	0	0.000	0.000
Tariff or Reg	0	0	0	0	0.000	0.000
SMALL BUSINESS AWARDS						
Prime	31	982	69	2,050	53.488	39.629
Total Set-Aside	0	0	0	0	0.000	0.000
Partial Set-Aside	0	0	0	0	0.000	0.000
LABOR SURPLUS AREA						
Total Set-Aside	0	0	0	0	0.000	0.000
Tie Bid Pref	0	0	0	0	0.000	0.000
Tot LSA Sm Set-Aside	0	0	0	0	0.000	0.000
SUB-TOTAL	0	0	0	0	0.000	0.000
No Pref Given	48	1,799	129	5,173	100.000	100.000
MINORITY & DISADVANT						
Lg Minority	1	23	2	120	1.550	2.320
Sm Minority	5	84	9	190	6.977	3.673
8a Minority	0	0	1	178	0.775	3.441
SUB-TOTAL	6	107	12	488	9.302	9.434
WOMEN OWNED						
.....	1	12	4	94	3.101	1.817
TYPE OF CONTRACT						
Fixed Price	48	1,799	129	5,173	100.000	100.000
Cost	0	0	0	0	0.000	0.000
Time & Material	0	0	0	0	0.000	0.000
Labor Hour	0	0	0	0	0.000	0.000
Multi Year	12	426	74	3,380	57.364	65.339
SUBJECT TO STAT REQ						
Walsh Healey Mfr	9	606	14	615	10.853	11.889
Walsh Healey Dir	7	239	11	255	8.527	4.929
Service Contracts	5	207	30	1,957	23.256	37.831
Davis Bacon	0	0	0	0	0.000	0.000
Not Subject To	27	747	74	2,346	57.364	45.351
KIND OF CONTRACT						
Initial Letter	0	0	0	0	0.000	0.000
Def Superseded Ltr	0	0	0	0	0.000	0.000
Definitive	24	1,051	39	1,961	30.233	37.908
Internal Order	0	0	0	0	0.000	0.000
Modification	13	482	36	1,671	27.907	32.302
GSA Schedule	11	266	51	1,365	39.535	26.387
External Order	0	0	3	176	2.326	3.402
Term For Default	0	0	0	0	0.000	0.000
Term For Conven	0	0	0	0	0.000	0.000
PRODUCT OR SERVICE						
Supplies & Equipment	5	71	8	110	6.202	2.126
Research & Development	0	0	0	0	0.000	0.000
Construction	0	0	0	0	0.000	0.000
Architect Engineer	0	0	0	0	0.000	0.000
Automatic Data Processing Services	5	332	26	1,585	20.155	30.640
ADP Equipment, Purchase & Lease	9	485	19	866	14.729	16.741
Real Property, Purchase & Lease	0	0	0	0	0.000	0.000
Other Services	29	911	76	2,612	58.915	50.493
Consultant Services	6	195	10	270	7.752	5.219

GENERAL SERVICES ADMINISTRATION SNAPSHOT REPORT

Actions Reported in Summary on SF281

Fourth Quarter Fiscal Year 1983

Part I - Total Prime Acquisition Actions

Acquisition Method	Number of Actions	Net Dollar Amount (000)				
		Total	Small Business Concerns	Large Business Concerns	Educational & Non-Profit Institutions	Outside U.S./ Outlying Areas
1. TOTAL (2+7+8).....	212,676	162,191				
2. Subtotal (3+4+5+6).....	212,592	162,135	95,464	56,441	10,227	
3. Formally Advertised (Including 2 Step).....	137	444	367	73	4	3
4. Negotiated Competitive.....	82,435	19,529	17,233	2,292	4	0
5. Negotiated Non-Competitive.....	5,434	3,786	3,261	523	2	0
6. Procurement Under Another Agency's Contracts.....	124,586	138,376	74,603	53,553	10,217	3
6A. GSA Schedules.....	35,701	24,665	15,088	9,568	9	0
6B. Another Agency's Contracts.....	88,885	113,711	59,515	43,985	10,208	3
7. Directed Contracts For Foreign Governments.....	0	0				
8. Tariff Or Regulated Acquisitions.....	84	56				

Part II - Statistics on Selected Types of Acquisition

Type of Acquisition	Number of Actions	Net Dollar Amount (000)
9. Small Business Total Set-Asides.....	81,014	37,769
10. Small Business Partial Set-Asides.....	328	1,304
11. Total Labor Surplus Area Set-Asides.....	579	1,157
12. Total Labor Surplus Area/Small Business Set-Asides.....	1,361	2,357
13. Acquisitions From Minority And Disadvantaged Business Enterprises (13A+13B).....	4,074	4,019
13A. Directed To Large Or Small Minority Business Enterprises.....	3,414	3,299
13B. Small Business - Disadvantaged 8(A).....	660	720
14. Women-Owned Business.....	1,502	2,185

Fourth Quarter Fiscal Year 1983 Year to Date

Part I - Total Prime Acquisition Actions

Acquisition Method	Number of Actions	Net Dollar Amount (000)				
		Total	Small Business Concerns	Large Business Concerns	Educational & Non-Profit Institutions	Outside U.S./ Outlying Areas
1. TOTAL (2+7+8).....	727,134	588,975				
2. Subtotal (3+4+5+6).....	726,939	588,855	332,495	199,097	57,253	10
3. Formally Advertised (Including 2 Step).....	41,634	139,972	74,565	65,394	13	0
4. Negotiated Competitive.....	372,296	188,191	135,969	52,195	20	7
5. Negotiated Non-Competitive.....	105,417	67,372	16,860	3,511	47,001	0
6. Procurement Under Another Agency's Contracts.....	207,592	193,320	105,101	77,997	10,219	3
6A. GSA Schedules.....	95,160	72,880	39,717	33,153	10	0
6B. Another Agency's Contracts.....	112,432	120,440	65,384	44,844	10,209	3
7. Directed Contracts For Foreign Governments.....	0	0				
8. Tariff Or Regulated Acquisitions.....	195	120				

Part II - Statistics on Selected Types of Acquisition

Type of Acquisition	Number of Actions	Net Dollar Amount (000)
9. Small Business Total Set-Asides.....	231,614	121,005
10. Small Business Partial Set-Asides.....	3,119	3,785
11. Total Labor Surplus Area Set-Asides.....	1,768	3,737
12. Total Labor Surplus Area/Small Business Set-Asides.....	4,261	7,954
13. Acquisitions From Minority And Disadvantaged Business Enterprises (13A+13B).....	13,035	13,352
13A. Directed To Large Or Small Minority Business Enterprises.....	10,491	9,759
13B. Small Business - Disadvantaged 8(A).....	2,544	3,593
14. Women-Owned Business.....	1,627	2,377

GENERAL SERVICES ADMINISTRATION SNAPSHOT REPORT

Actions Reported Individually on SF279
Fourth Quarter Fiscal Year 1983 and Year to Date

	4th Qtr Actions	4th Qtr Dollars (000)	YTD Actions	YTD Dollars (000)	YTD % Actions	YTD % Dollars
General Services Administration.....	6,723	259,801	27,568	1,063,458	100.000	100.000
TYPE CONTRACTOR						
Bus Concerns.....	5,923	242,813	23,728	973,896	86.071	91.578
Educational & Non-Profit.....	798	16,932	3,825	89,253	13.875	8.393
State Loc Gov.....	1	17	13	252	0.047	0.024
Non-Defined.....	1	39	2	57	0.007	0.005
METHODS OF PROC						
2 Step.....	0	0	26	9,789	0.094	0.920
Other Formal Adv.....	2,362	71,859	10,013	310,169	36.321	29.166
Neg Comp.....	2,370	105,822	9,452	417,031	34.286	39.215
Neg Non-Comp.....	920	28,654	4,659	145,911	16.900	13.720
Dir For Govs.....	0	0	0	0	0.000	0.000
Tariff or Reg.....	1,071	53,466	3,418	180,558	12.398	16.978
SMALL BUSINESS AWARDS						
Prime.....	2,955	114,343	12,501	482,305	45.346	45.353
Total Set-Aside.....	1,038	44,972	4,279	180,174	15.522	16.942
Partial Set-Aside.....	77	2,668	266	8,585	0.965	0.807
LABOR SURPLUS AREA						
Total Set-Aside.....	67	3,028	241	11,476	0.874	1.079
Tie Bid Pref.....	16	285	43	821	0.156	0.077
Tot LSA Sm Set-Aside.....	149	12,286	640	54,910	2.322	5.163
SUB-TOTAL.....	232	15,599	924	67,207	3.352	6.320
No Pref Given.....	6,491	244,202	26,644	996,251	96.648	93.680
MINORITY & DISADVANT						
Lg Minority.....	4	67	33	1,796	0.120	0.169
Sm Minority.....	105	5,489	461	33,535	1.672	3.153
8a Minority.....	50	2,196	412	26,902	1.494	2.530
SUB-TOTAL.....	159	7,752	906	62,233	3.286	5.852
WOMEN OWNED.....						
	89	2,633	267	9,634	0.969	0.906
TYPE OF CONTRACT						
Fixed Price.....	6,685	257,572	27,456	1,054,889	99.594	99.194
Cost.....	31	1,655	85	5,424	0.308	0.510
Time & Material.....	4	557	6	566	0.022	0.053
Labor Hour.....	3	17	21	2,579	0.076	0.243
Multi Year.....	4,923	130,004	5,370	180,076	19.479	16.933
SUBJECT TO STAT REQ						
Walsh Healey Mfr.....	3,779	109,198	15,627	456,016	56.685	42.880
Walsh Healey Dir.....	440	14,311	1,761	53,314	6.388	5.013
Service Contracts.....	251	16,443	1,704	134,320	6.181	12.630
Davis Bacon.....	261	29,044	749	88,063	2.717	8.281
Not Subject To.....	1,992	90,805	7,727	331,745	28.029	31.195
KIND OF CONTRACT						
Initial Letter.....	4	128	17	1,257	0.062	0.118
Def Supersd Ltr.....	0	0	1	12	0.004	0.001
Definitive.....	587	60,292	1,597	184,840	5.793	17.381
Internal Order.....	5,251	154,776	22,801	721,953	82.708	67.887
Modification.....	122	16,164	632	43,654	2.293	4.105
GSA Schedule.....	723	24,317	2,344	82,864	8.503	7.792
External Order.....	35	4,127	168	28,998	0.609	2.727
Term For Default.....	0	0	5	-105	0.018	-0.010
Term For Conven.....	1	-3	3	-15	0.011	-0.001
PRODUCT OR SERVICE						
Supplies & Equipment.....	5,068	145,145	21,444	631,813	77.786	59.411
Research & Development.....	0	0	0	0	0.000	0.000
Construction.....	265	29,143	778	88,720	2.822	8.343
Architect Engineer.....	1	20	10	268	0.036	0.025
Automatic Data Processing Services.....	56	17,296	443	43,405	1.607	4.081
ADP Equipment, Purchase & Lease.....	20	1,129	64	4,068	0.232	0.383
Real Property, Purchase & Lease.....	2	29	6	161	0.022	0.015
Other Services.....	1,311	67,039	4,823	295,023	17.495	27.742
Consultant Services.....	5	299	5	299	0.018	0.028

INTERNATIONAL TRADE COMMISSION SNAPSHOT REPORT

Actions Reported in Summary on SF281

Fourth Quarter Fiscal Year 1983

Part I - Total Prime Acquisition Actions

Acquisition Method	Number of Actions	Net Dollar Amount (000)				
		Total	Small Business Concerns	Large Business Concerns	Educational & Non-Profit Institutions	Outside U.S./ Outlying Areas
1. TOTAL (2+7+8).....	309	176				
2. Subtotal (3+4+5+6).....	309	176				
3. Formally Advertised (Including 2 Step).....	0	0	99	75	2	0
4. Negotiated Competitive.....	250	96	67	28	1	0
5. Negotiated Non-Competitive.....	5	1	0	0	1	0
6. Procurement Under Another Agency's Contracts.....	54	79	32	47	0	0
6A. GSA Schedules.....	54	79	32	47	0	0
6B. Another Agency's Contracts.....	0	0	0	0	0	0
7. Directed Contracts For Foreign Governments.....	0	0				0
8. Tariff Or Regulated Acquisitions.....	0	0				0

Part II - Statistics on Selected Types of Acquisition

Type of Acquisition	Number of Actions	Net Dollar Amount (000)
9. Small Business Total Set-Asides.....	0	0
10. Small Business Partial Set-Asides.....	0	0
11. Total Labor Surplus Area Set-Asides.....	0	0
12. Total Labor Surplus Area/Small Business Set-Asides.....	0	0
13. Acquisitions From Minority And Disadvantaged Business Enterprises (13A + 13B).....	0	0
13A. Directed To Large Or Small Minority Business Enterprises.....	0	0
13B. Small Business - Disadvantaged 8(A).....	0	0
14. Women-Owned Business.....	0	0

Fourth Quarter Fiscal Year 1983 Year to Date

Part I - Total Prime Acquisition Actions

Acquisition Method	Number of Actions	Net Dollar Amount (000)				
		Total	Small Business Concerns	Large Business Concerns	Educational & Non-Profit Institutions	Outside U.S./ Outlying Areas
1. TOTAL (2+7+8).....	1,137	929				
2. Subtotal (3+4+5+6).....	1,137	929	333	560	28	8
3. Formally Advertised (Including 2 Step).....	0	0	0	0	0	0
4. Negotiated Competitive.....	485	180	114	65	1	0
5. Negotiated Non-Competitive.....	460	301	161	105	27	8
6. Procurement Under Another Agency's Contracts.....	192	448	58	390	0	0
6A. GSA Schedules.....	182	425	58	367	0	0
6B. Another Agency's Contracts.....	10	23	0	23	0	0
7. Directed Contracts For Foreign Governments.....	0	0				0
8. Tariff Or Regulated Acquisitions.....	0	0				0

Part II - Statistics on Selected Types of Acquisition

Type of Acquisition	Number of Actions	Net Dollar Amount (000)
9. Small Business Total Set-Asides.....	0	0
10. Small Business Partial Set-Asides.....	0	0
11. Total Labor Surplus Area Set-Asides.....	0	0
12. Total Labor Surplus Area/Small Business Set-Asides.....	0	0
13. Acquisitions From Minority And Disadvantaged Business Enterprises (13A + 13B).....	0	0
13A. Directed To Large Or Small Minority Business Enterprises.....	0	0
13B. Small Business - Disadvantaged 8(A).....	0	0
14. Women-Owned Business.....	0	0

INTERNATIONAL TRADE COMMISSION SNAPSHOT REPORT

Actions Reported Individually on SF279
Fourth Quarter Fiscal Year 1983 and Year to Date

	4th Qtr Actions	4th Qtr Dollars (000)	YTD Actions	YTD Dollars (000)	YTD % Actions	YTD % Dollars
International Trade Commission.....	6	368	15	775	100.000	100.000
TYPE CONTRACTOR						
Bus Concerns.....	6	368	15	775	100.000	100.000
Educational & Non-Profit.....	0	0	0	0	0.000	0.000
State Loc Gov.....	0	0	0	0	0.000	0.000
Non-Defined.....	0	0	0	0	0.000	0.000
METHODS OF PROC						
2 Step.....	0	0	0	0	0.000	0.000
Other Formal Adv.....	0	0	0	0	0.000	0.000
Neg Comp.....	6	368	15	775	100.000	100.000
Neg Non-Comp.....	0	0	0	0	0.000	0.000
Dir For Govs.....	0	0	0	0	0.000	0.000
Tariff or Reg.....	0	0	0	0	0.000	0.000
SMALL BUSINESS AWARDS						
Prime.....	4	72	9	274	60.000	35.355
Total Set-Aside.....	0	0	1	23	6.667	2.968
Partial Set-Aside.....	0	0	0	0	0.000	0.000
LABOR SURPLUS AREA						
Total Set-Aside.....	0	0	0	0	0.000	0.000
Tie Bid Pref.....	0	0	0	0	0.000	0.000
Tot LSA Sm Set-Aside.....	0	0	0	0	0.000	0.000
SUB-TOTAL.....	0	0	0	0	0.000	0.000
No Pref Given.....	6	368	15	775	100.000	100.000
MINORITY & DISADVANT						
Lg Minority.....	0	0	0	0	0.000	0.000
Sm Minority.....	0	0	1	23	6.667	2.968
8a Minority.....	0	0	0	0	0.000	0.000
SUB-TOTAL.....	0	0	1	23	6.667	2.968
WOMEN OWNED						
.....	0	0	0	0	0.000	0.000
TYPE OF CONTRACT						
Fixed Price.....	6	368	15	775	100.000	100.000
Cost.....	0	0	0	0	0.000	0.000
Time & Material.....	0	0	0	0	0.000	0.000
Labor Hour.....	0	0	0	0	0.000	0.000
Multi Year.....	0	0	1	23	6.667	2.968
SUBJECT TO STAT REQ						
Walsh Healey Mfr.....	6	368	9	558	60.000	72.000
Walsh Healey Dir.....	0	0	3	91	20.000	11.742
Service Contracts.....	0	0	2	38	13.333	4.903
Davis Bacon.....	0	0	0	0	0.000	0.000
Not Subject To.....	0	0	1	88	6.667	11.355
KIND OF CONTRACT						
Initial Letter.....	0	0	0	0	0.000	0.000
Def Supersed Ltr.....	0	0	0	0	0.000	0.000
Definitive.....	0	0	0	0	0.000	0.000
Internal Order.....	1	24	3	135	20.000	17.419
Modification.....	0	0	0	0	0.000	0.000
GSA Schedule.....	5	344	11	625	73.333	80.645
External Order.....	0	0	1	15	6.667	1.935
Term For Default.....	0	0	0	0	0.000	0.000
Term For Conven.....	0	0	0	0	0.000	0.000
PRODUCT OR SERVICE						
Supplies & Equipment.....	3	44	7	299	46.667	38.581
Research & Development.....	0	0	0	0	0.000	0.000
Construction.....	0	0	0	0	0.000	0.000
Architect Engineer.....	0	0	0	0	0.000	0.000
Automatic Data Processing Services.....	0	0	3	126	20.000	16.258
ADP Equipment, Purchase & Lease.....	3	324	4	337	26.667	43.484
Real Property, Purchase & Lease.....	0	0	0	0	0.000	0.000
Other Services.....	0	0	1	13	6.667	1.677
Consultant Services.....	0	0	0	0	0.000	0.000

INTERSTATE COMMERCE COMMISSION SNAPSHOT REPORT

Actions Reported in Summary on SF281

Fourth Quarter Fiscal Year 1983

Part I - Total Prime Acquisition Actions

Acquisition Method	Number of Actions	Net Dollar Amount (000)				
		Total	Small Business Concerns	Large Business Concerns	Educational & Non-Profit Institutions	Outside U.S./ Outlying Areas
1. TOTAL (2+7+8).....	207	186				
2. Subtotal (3+4+5+6).....	207	186	106	80	0	0
3. Formally Advertised (Including 2 Step)	0	0	0	0	0	0
4. Negotiated Competitive.....	0	0	0	0	0	0
5. Negotiated Non-Competitive	159	112	62	50	0	0
6. Procurement Under Another Agency's Contracts.....	48	74	44	30	0	0
6A. GSA Schedules.....	48	74	44	30	0	0
6B. Another Agency's Contracts.....	0	0	0	0	0	0
7. Directed Contracts For Foreign Governments	0	0	0	0	0	0
8. Tariff Or Regulated Acquisitions.....	0	0				

Part II - Statistics on Selected Types of Acquisition

Type of Acquisition	Number of Actions	Net Dollar Amount (000)
9. Small Business Total Set-Asides	107	96
10. Small Business Partial Set-Asides	0	0
11. Total Labor Surplus Area Set-Asides.....	0	0
12. Total Labor Surplus Area/Small Business Set-Asides	107	96
13. Acquisitions From Minority And Disadvantaged Business Enterprises (13A + 13B).....	8	10
13A. Directed To Large Or Small Minority Business Enterprises.....	4	9
13B. Small Business - Disadvantaged 8(A)	4	1
14. Women-Owned Business	0	0

Fourth Quarter Fiscal Year 1983 Year to Date

Part I - Total Prime Acquisition Actions

Acquisition Method	Number of Actions	Net Dollar Amount (000)				
		Total	Small Business Concerns	Large Business Concerns	Educational & Non-Profit Institutions	Outside U.S./ Outlying Areas
1. TOTAL (2+7+8).....	724	631				
2. Subtotal (3+4+5+6).....	724	631	346	285	0	0
3. Formally Advertised (Including 2 Step)	1	7	7	0	0	0
4. Negotiated Competitive.....	58	147	108	39	0	0
5. Negotiated Non-Competitive	528	279	163	116	0	0
6. Procurement Under Another Agency's Contracts.....	137	198	68	130	0	0
6A. GSA Schedules.....	137	198	68	130	0	0
6B. Another Agency's Contracts.....	0	0	0	0	0	0
7. Directed Contracts For Foreign Governments	0	0				
8. Tariff Or Regulated Acquisitions.....	0	0				

Part II - Statistics on Selected Types of Acquisition

Type of Acquisition	Number of Actions	Net Dollar Amount (000)
9. Small Business Total Set-Asides	362	310
10. Small Business Partial Set-Asides	0	0
11. Total Labor Surplus Area Set-Asides.....	1	3
12. Total Labor Surplus Area/Small Business Set-Asides	107	96
13. Acquisitions From Minority And Disadvantaged Business Enterprises (13A + 13B).....	27	25
13A. Directed To Large Or Small Minority Business Enterprises.....	23	24
13B. Small Business - Disadvantaged 8(A)	4	1
14. Women-Owned Business	10	16

INTERSTATE COMMERCE COMMISSION SNAPSHOT REPORT

Actions Reported Individually on SF279 Fourth Quarter Fiscal Year 1983 and Year to Date

	4th Qtr Actions	4th Qtr Dollars (000)	YTD Actions	YTD Dollars (000)	YTD % Actions	YTD % Dollars
Interstate Commerce Commission	3	98	29	5,608	100.000	100.000
TYPE CONTRACTOR						
Bus Concerns	3	98	29	5,608	100.000	100.000
Educational & Non-Profit	0	0	0	0	0.000	0.000
State Loc Gov.....	0	0	0	0	0.000	0.000
Non-Defined	0	0	0	0	0.000	0.000
METHODS OF PROC						
2 Step	0	0	0	0	0.000	0.000
Other Formal Adv.....	0	0	3	3,535	10.345	63.035
Neg Comp	3	98	23	1,987	79.310	35.432
Neg Non-Comp	0	0	3	86	10.345	1.534
Dir For Govs	0	0	0	0	0.000	0.000
Tariff or Reg.....	0	0	0	0	0.000	0.000
SMALL BUSINESS AWARDS						
Prime	0	0	8	3,801	27.586	67.778
Total Set-Aside	0	0	0	0	0.000	0.000
Partial Set-Aside	0	0	0	0	0.000	0.000
LABOR SURPLUS AREA						
Total Set-Aside	0	0	0	0	0.000	0.000
Tie Bid Pref	0	0	0	0	0.000	0.000
Tot LSA Sm Set-Aside	0	0	0	0	0.000	0.000
SUB-TOTAL	0	0	0	0	0.000	0.000
No Pref Given	3	98	29	5,608	100.000	100.000
MINORITY & DISADVANT						
Lg Minority	0	0	0	0	0.000	0.000
Sm Minority	0	0	1	3,500	3.448	62.411
8a Minority	0	0	2	30	6.897	0.535
SUB-TOTAL	0	0	3	3,530	10.345	62.946
WOMEN OWNED						
.....	0	0	0	0	0.000	0.000
TYPE OF CONTRACT						
Fixed Price	3	98	26	5,526	89.655	98.538
Cost	0	0	1	56	3.448	0.999
Time & Material	0	0	2	26	6.897	0.464
Labor Hour	0	0	0	0	0.000	0.000
Multi Year	0	0	2	1,226	6.897	21.862
SUBJECT TO STAT REQ						
Walsh Healey Mfr.....	2	83	2	83	6.897	1.480
Walsh Healey Dir.....	0	0	17	433	58.621	7.721
Service Contracts.....	1	15	10	5,092	34.483	90.799
Davis Bacon.....	0	0	0	0	0.000	0.000
Not Subject To	0	0	0	0	0.000	0.000
KIND OF CONTRACT						
Initial Letter	0	0	0	0	0.000	0.000
Def Supersed Ltr	0	0	0	0	0.000	0.000
Definitive	0	0	4	102	13.793	1.819
Internal Order	0	0	0	0	0.000	0.000
Modification	2	42	10	4,915	34.483	87.643
GSA Schedule	1	56	15	591	51.724	10.539
External Order.....	0	0	0	0	0.000	0.000
Term For Default.....	0	0	0	0	0.000	0.000
Term For Conven.....	0	0	0	0	0.000	0.000
PRODUCT OR SERVICE						
Supplies & Equipment	2	83	2	83	6.897	1.480
Research & Development	0	0	0	0	0.000	0.000
Construction	0	0	0	0	0.000	0.000
Architect Engineer	0	0	0	0	0.000	0.000
Automatic Data Processing Services.....	1	15	5	1,516	17.241	27.033
ADP Equipment, Purchase & Lease	0	0	2	43	6.897	0.767
Real Property, Purchase & Lease	0	0	0	0	0.000	0.000
Other Services	0	0	20	3,966	68.966	70.720
Consultant Services	0	0	0	0	0.000	0.000

MERIT SYSTEMS PROTECTION BOARD SNAPSHOT REPORT

Actions Reported in Summary on SF281

Fourth Quarter Fiscal Year 1983

Part I - Total Prime Acquisition Actions

Acquisition Method	Number of Actions	Net Dollar Amount (000)				
		Total	Small Business Concerns	Large Business Concerns	Educational & Non-Profit Institutions	Outside U.S./ Outlying Areas
1. TOTAL (2+7+8).....						
2. Subtotal (3+4+5+6).....						
3. Formally Advertised (Including 2 Step).....						
4. Negotiated Competitive.....						
5. Negotiated Non-Competitive.....						
6. Procurement Under Another Agency's Contracts.....						
6A. GSA Schedules.....						
6B. Another Agency's Contracts.....						
7. Directed Contracts For Foreign Governments.....						
8. Tariff Or Regulated Acquisitions.....						

Part II - Statistics on Selected Types of Acquisition

Type of Acquisition	Number of Actions	Net Dollar Amount (000)
9. Small Business Total Set-Asides.....		
10. Small Business Partial Set-Asides.....		
11. Total Labor Surplus Area Set-Asides.....		
12. Total Labor Surplus Area/Small Business Set-Asides.....		
13. Acquisitions From Minority And Disadvantaged Business Enterprises (13A+13B).....		
13A. Directed To Large Or Small Minority Business Enterprises.....		
13B. Small Business - Disadvantaged 8(A).....		
14. Women-Owned Business.....		

*** FAILED TO REPORT ***

Fourth Quarter Fiscal Year 1983 Year to Date

Part I - Total Prime Acquisition Actions

Acquisition Method	Number of Actions	Net Dollar Amount (000)				
		Total	Small Business Concerns	Large Business Concerns	Educational & Non-Profit Institutions	Outside U.S./ Outlying Areas
1. TOTAL (2+7+8).....						
2. Subtotal (3+4+5+6).....						
3. Formally Advertised (Including 2 Step).....						
4. Negotiated Competitive.....						
5. Negotiated Non-Competitive.....						
6. Procurement Under Another Agency's Contracts.....						
6A. GSA Schedules.....						
6B. Another Agency's Contracts.....						
7. Directed Contracts For Foreign Governments.....						
8. Tariff Or Regulated Acquisitions.....						

Part II - Statistics on Selected Types of Acquisition

Type of Acquisition	Number of Actions	Net Dollar Amount (000)
9. Small Business Total Set-Asides.....		
10. Small Business Partial Set-Asides.....		
11. Total Labor Surplus Area Set-Asides.....		
12. Total Labor Surplus Area/Small Business Set-Asides.....		
13. Acquisitions From Minority And Disadvantaged Business Enterprises (13A+13B).....		
13A. Directed To Large Or Small Minority Business Enterprises.....		
13B. Small Business - Disadvantaged 8(A).....		
14. Women-Owned Business.....		

*** FAILED TO REPORT ***

MERIT SYSTEMS PROTECTION BOARD SNAPSHOT REPORT

Actions Reported Individually on SF279

Fourth Quarter Fiscal Year 1983 and Year to Date

	4th Qtr Actions	4th Qtr Dollars (000)	YTD Actions	YTD Dollars (000)	YTD % Actions	YTD % Dollars
Merit Systems Protection Board.....						
TYPE CONTRACTOR						
Bus Concerns.....						
Educational & Non-Profit.....						
State Loc Gov.....						
Non-Defined.....						
METHODS OF PROC						
2 Step.....						
Other Formal Adv.....						
Neg Comp.....						
Neg Non-Comp.....						
Dir For Govs.....						
Tariff or Reg.....						
SMALL BUSINESS AWARDS						
Prime.....						
Total Set-Aside.....						
Partial Set-Aside.....						
LABOR SURPLUS AREA						
Total Set-Aside.....						
Tie Bid Pref.....						
Tot LSA Sm Set-Aside.....						
SUB-TOTAL.....						
No Pref Given.....						
MINORITY & DISADVANT						
Lg Minority.....						
Sm Minority.....						
8a Minority.....						
SUB-TOTAL.....						
WOMEN OWNED.....						
TYPE OF CONTRACT						
Fixed Price.....						
Cost.....						
Time & Material.....						
Labor Hour.....						
Multi Year.....						
SUBJECT TO STAT REQ						
Walsh Healey Mfr.....						
Walsh Healey Dir.....						
Service Contracts.....						
Davis Bacon.....						
Not Subject To.....						
KIND OF CONTRACT						
Initial Letter.....						
Def Supersd Ltr.....						
Definitive.....						
Internal Order.....						
Modification.....						
GSA Schedule.....						
External Order.....						
Term For Default.....						
Term For Conven.....						
PRODUCT OR SERVICE						
Supplies & Equipment.....						
Research & Development.....						
Construction.....						
Architect Engineer.....						
Automatic Data Processing Services.....						
ADP Equipment, Purchase & Lease.....						
Real Property, Purchase & Lease.....						
Other Services.....						
Consultant Services.....						

*** FAILED TO REPORT ***

NATIONAL AERONAUTICS & SPACE ADMIN SNAPSHOT REPORT

Actions Reported in Summary on SF281

Fourth Quarter Fiscal Year 1983

Part I - Total Prime Acquisition Actions

Acquisition Method	Number of Actions	Net Dollar Amount (000)				
		Total	Small Business Concerns	Large Business Concerns	Educational & Non-Profit Institutions	Outside U.S./ Outlying Areas
1. TOTAL (2+7+8).....	23,377	33,106				
2. Subtotal (3+4+5+6).....	23,377	33,106	19,681	13,073	346	6
3. Formally Advertised (Including 2 Step).....	17	76	29	47	0	0
4. Negotiated Competitive.....	7,453	12,207	11,757	445	5	0
5. Negotiated Non-Competitive.....	12,649	12,981	5,524	7,110	341	6
6. Procurement Under Another Agency's Contracts.....	3,258	7,842	2,371	5,471	0	0
6A. GSA Schedules.....	3,258	7,842	2,371	5,471	0	0
6B. Another Agency's Contracts.....	0	0	0	0	0	0
7. Directed Contracts For Foreign Governments.....	0	0				
8. Tariff Or Regulated Acquisitions.....	0	0				

Part II - Statistics on Selected Types of Acquisition

Type of Acquisition	Number of Actions	Net Dollar Amount (000)
9. Small Business Total Set-Asides.....	7,226	14,010
10. Small Business Partial Set-Asides.....	0	0
11. Total Labor Surplus Area Set-Asides.....	0	0
12. Total Labor Surplus Area/Small Business Set-Asides.....	0	0
13. Acquisitions From Minority And Disadvantaged Business Enterprises (13A+13B).....	271	611
13A. Directed To Large Or Small Minority Business Enterprises.....	252	561
13B. Small Business - Disadvantaged 8(A).....	19	50
14. Women-Owned Business.....	354	279

Fourth Quarter Fiscal Year 1983 Year to Date

Part I - Total Prime Acquisition Actions

Acquisition Method	Number of Actions	Net Dollar Amount (000)				
		Total	Small Business Concerns	Large Business Concerns	Educational & Non-Profit Institutions	Outside U.S./ Outlying Areas
1. TOTAL (2+7+8).....	91,243	115,049				
2. Subtotal (3+4+5+6).....	91,243	115,049	61,793	51,911	1,184	161
3. Formally Advertised (Including 2 Step).....	98	341	138	203	0	0
4. Negotiated Competitive.....	29,734	36,322	34,588	1,729	5	0
5. Negotiated Non-Competitive.....	49,347	52,245	20,058	30,847	1,179	161
6. Procurement Under Another Agency's Contracts.....	12,064	26,141	7,009	19,132	0	0
6A. GSA Schedules.....	12,064	26,141	7,009	19,132	0	0
6B. Another Agency's Contracts.....	0	0	0	0	0	0
7. Directed Contracts For Foreign Governments.....	0	0				
8. Tariff Or Regulated Acquisitions.....	0	0				

Part II - Statistics on Selected Types of Acquisition

Type of Acquisition	Number of Actions	Net Dollar Amount (000)
9. Small Business Total Set-Asides.....	29,899	41,735
10. Small Business Partial Set-Asides.....	0	0
11. Total Labor Surplus Area Set-Asides.....	0	0
12. Total Labor Surplus Area/Small Business Set-Asides.....	0	0
13. Acquisitions From Minority And Disadvantaged Business Enterprises (13A+13B).....	1,283	1,675
13A. Directed To Large Or Small Minority Business Enterprises.....	1,188	1,429
13B. Small Business - Disadvantaged 8(A).....	95	246
14. Women-Owned Business.....	1,213	848

NATIONAL AERONAUTICS & SPACE ADMIN SNAPSHOT REPORT

Actions Reported Individually on SF279

Fourth Quarter Fiscal Year 1983 and Year to Date

	4th Qtr Actions	4th Qtr Dollars (000)	YTD Actions	YTD Dollars (000)	YTD % Actions	YTD % Dollars
National Aeronautics & Space Admin.....	23,202	1,407,618	41,557	6,147,360	100.000	100.000
TYPE CONTRACTOR						
Bus Concerns.....	21,997	1,298,736	38,242	5,460,439	92.023	88.826
Educational & Non-Profit.....	780	80,438	2,211	546,989	5.320	8.898
State Loc Gov.....	358	15,427	914	51,837	2.199	0.843
Non-Defined.....	67	13,017	190	88,095	0.457	1.433
METHODS OF PROC						
2 Step.....	17	1,533	24	1,668	0.058	0.027
Other Formal Adv.....	1,569	21,456	2,160	47,111	5.198	0.766
Neg Comp.....	15,616	736,458	25,806	3,739,221	62.098	60.826
Neg Non-Comp.....	6,000	648,171	13,567	2,359,360	32.647	38.380
Dir For Govs.....	0	0	0	0	0.000	0.000
Tariff or Reg.....	0	0	0	0	0.000	0.000
SMALL BUSINESS AWARDS						
Prime.....	10,810	130,163	18,198	428,120	43.790	6.964
Total Set-Aside.....	5,372	48,504	8,069	158,308	19.417	2.575
Partial Set-Aside.....	0	0	0	0	0.000	0.000
LABOR SURPLUS AREA						
Total Set-Aside.....	0	0	5	221	0.012	0.004
Tie Bid Pref.....	0	0	0	0	0.000	0.000
Tot LSA Sm Set-Aside.....	201	3,150	651	11,887	1.567	0.193
SUB-TOTAL.....	201	3,150	656	12,108	1.579	0.197
No Pref Given.....	23,001	1,404,468	40,901	6,135,252	98.421	99.803
MINORITY & DISADVANT						
Lg Minority.....	56	1,374	91	2,419	0.219	0.039
Sm Minority.....	556	7,683	1,089	34,535	2.620	0.562
8a Minority.....	760	23,157	2,152	84,551	5.178	1.375
SUB-TOTAL.....	1,372	32,214	3,332	121,505	8.018	1.977
WOMEN OWNED						
.....	746	3,384	1,149	14,362	2.765	0.234
TYPE OF CONTRACT						
Fixed Price.....	17,352	289,495	26,241	826,390	63.145	13.443
Cost.....	5,722	1,116,221	14,857	5,314,761	35.751	86.456
Time & Material.....	121	1,719	436	5,725	1.049	0.093
Labor Hour.....	7	183	23	484	0.055	0.008
Multi Year.....	0	0	0	0	0.000	0.000
SUBJECT TO STAT REQ						
Walsh Healey Mfr.....	3,893	364,944	6,709	1,049,235	16.144	17.068
Walsh Healey Dir.....	1,123	28,250	2,278	123,312	5.482	2.006
Service Contracts.....	3,446	289,526	8,553	1,091,103	20.581	17.749
Davis Bacon.....	4,062	39,288	5,501	80,221	13.237	1.305
Not Subject To.....	10,678	685,610	18,516	3,803,489	44.556	61.872
KIND OF CONTRACT						
Initial Letter.....	29	17,223	60	20,405	0.144	0.332
Def Supersd Ltr.....	1	1,250	2	1,630	0.005	0.027
Definitive.....	4,587	208,272	6,932	481,606	16.681	7.834
Internal Order.....	0	0	0	0	0.000	0.000
Modification.....	16,283	1,160,892	30,812	5,576,987	74.144	90.722
GSA Schedule.....	1,583	19,879	2,899	63,216	6.976	1.028
External Order.....	704	367	827	3,967	1.990	0.065
Term For Default.....	0	0	0	0	0.000	0.000
Term For Conven.....	15	-65	25	-451	0.060	-0.007
PRODUCT OR SERVICE						
Supplies & Equipment.....	6,374	141,461	8,787	439,403	21.144	7.148
Research & Development.....	1,764	662,952	4,901	3,416,038	11.793	55.569
Construction.....	4,314	65,111	6,049	162,503	14.556	2.643
Architect Engineer.....	946	7,388	1,260	29,415	3.032	0.478
Automatic Data Processing Services.....	1,214	47,589	2,538	199,554	6.107	3.246
ADP Equipment, Purchase & Lease.....	1,683	34,175	3,002	96,280	7.224	1.566
Real Property, Purchase & Lease.....	3	12	18	813	0.043	0.013
Other Services.....	6,904	448,930	15,002	1,803,354	36.100	29.335
Consultant Services.....	19	820	53	3,304	0.128	0.054

NATIONAL CAPITAL PLANNING COMMISSION SNAPSHOT REPORT

Actions Reported in Summary on SF281

Fourth Quarter Fiscal Year 1983

Part I - Total Prime Acquisition Actions

Acquisition Method	Number of Actions	Net Dollar Amount (000)				
		Total	Small Business Concerns	Large Business Concerns	Educational & Non-Profit Institutions	Outside U.S./ Outlying Areas
1. TOTAL (2+7+8).....	51	41				
2. Subtotal (3+4+5+6).....	51	41	25	15	1	0
3. Formally Advertised (Including 2 Step).....	0	0	0	0	0	0
4. Negotiated Competitive.....	18	7	5	2	0	0
5. Negotiated Non-Competitive.....	4	16	15	0	1	0
6. Procurement Under Another Agency's Contracts.....	29	18	5	13	0	0
6A. GSA Schedules.....	26	16	3	13	0	0
6B. Another Agency's Contracts.....	3	2	2	0	0	0
7. Directed Contracts For Foreign Governments.....	0	0				
8. Tariff Or Regulated Acquisitions.....	0	0				

Part II - Statistics on Selected Types of Acquisition

Type of Acquisition	Number of Actions	Net Dollar Amount (000)
9. Small Business Total Set-Asides.....	0	0
10. Small Business Partial Set-Asides.....	0	0
11. Total Labor Surplus Area Set-Asides.....	0	0
12. Total Labor Surplus Area/Small Business Set-Asides.....	0	0
13. Acquisitions From Minority And Disadvantaged Business Enterprises (13A + 13B).....	0	0
13A. Directed To Large Or Small Minority Business Enterprises.....	0	0
13B. Small Business - Disadvantaged 8(A).....	0	0
14. Women-Owned Business.....	2	16

Fourth Quarter Fiscal Year 1983 Year to Date

Part I - Total Prime Acquisition Actions

Acquisition Method	Number of Actions	Net Dollar Amount (000)				
		Total	Small Business Concerns	Large Business Concerns	Educational & Non-Profit Institutions	Outside U.S./ Outlying Areas
1. TOTAL (2+7+8).....	229	104				
2. Subtotal (3+4+5+6).....	229	104	54	46	4	0
3. Formally Advertised (Including 2 Step).....	0	0	0	0	0	0
4. Negotiated Competitive.....	82	18	16	2	0	0
5. Negotiated Non-Competitive.....	16	19	15	0	4	0
6. Procurement Under Another Agency's Contracts.....	131	67	23	44	0	0
6A. GSA Schedules.....	112	55	11	44	0	0
6B. Another Agency's Contracts.....	19	12	12	0	0	0
7. Directed Contracts For Foreign Governments.....	0	0				
8. Tariff Or Regulated Acquisitions.....	0	0				

Part II - Statistics on Selected Types of Acquisition

Type of Acquisition	Number of Actions	Net Dollar Amount (000)
9. Small Business Total Set-Asides.....	0	0
10. Small Business Partial Set-Asides.....	0	0
11. Total Labor Surplus Area Set-Asides.....	0	0
12. Total Labor Surplus Area/Small Business Set-Asides.....	0	0
13. Acquisitions From Minority And Disadvantaged Business Enterprises (13A + 13B).....	3	1
13A. Directed To Large Or Small Minority Business Enterprises.....	3	1
13B. Small Business - Disadvantaged 8(A).....	0	0
14. Women-Owned Business.....	8	18

NATIONAL CAPITAL PLANNING COMMISSION SNAPSHOT REPORT

Actions Reported Individually on SF279

Fourth Quarter Fiscal Year 1983 and Year to Date

	4th Qtr Actions	4th Qtr Dollars (000)	YTD Actions	YTD Dollars (000)	YTD % Actions	YTD % Dollars
National Capital Planning Commission.....	1	15	2	33	100.000	100.000
TYPE CONTRACTOR						
Bus Concerns.....	1	15	2	33	100.000	100.000
Educational & Non-Profit.....	0	0	0	0	0.000	0.000
State Loc Gov.....	0	0	0	0	0.000	0.000
Non-Defined.....	0	0	0	0	0.000	0.000
METHODS OF PROC						
2 Step.....	0	0	0	0	0.000	0.000
Other Formal Adv.....	0	0	0	0	0.000	0.000
Neg Comp.....	0	0	1	18	50.000	54.545
Neg Non-Comp.....	1	15	1	15	50.000	45.455
Dir For Govs.....	0	0	0	0	0.000	0.000
Tariff or Reg.....	0	0	0	0	0.000	0.000
SMALL BUSINESS AWARDS						
Prime.....	1	15	1	15	50.000	45.455
Total Set-Aside.....	0	0	0	0	0.000	0.000
Partial Set-Aside.....	0	0	0	0	0.000	0.000
LABOR SURPLUS AREA						
Total Set-Aside.....	0	0	0	0	0.000	0.000
Tie Bid Pref.....	0	0	0	0	0.000	0.000
Tot LSA Sm Set-Aside.....	0	0	0	0	0.000	0.000
SUB-TOTAL.....	0	0	0	0	0.000	0.000
No Pref Given.....	1	15	2	33	100.000	100.000
MINORITY & DISADVANT						
Lg Minority.....	0	0	0	0	0.000	0.000
Sm Minority.....	0	0	0	0	0.000	0.000
8a Minority.....	0	0	0	0	0.000	0.000
SUB-TOTAL.....	0	0	0	0	0.000	0.000
WOMEN OWNED.....						
.....	0	0	0	0	0.000	0.000
TYPE OF CONTRACT						
Fixed Price.....	0	0	1	18	50.000	54.545
Cost.....	1	15	1	15	50.000	45.455
Time & Material.....	0	0	0	0	0.000	0.000
Labor Hour.....	0	0	0	0	0.000	0.000
Multi Year.....	0	0	0	0	0.000	0.000
SUBJECT TO STAT REQ						
Walsh Healey Mfr.....	0	0	1	18	50.000	54.545
Walsh Healey Dir.....	0	0	0	0	0.000	0.000
Service Contracts.....	0	0	0	0	0.000	0.000
Davis Bacon.....	0	0	0	0	0.000	0.000
Not Subject To.....	1	15	1	15	50.000	45.455
KIND OF CONTRACT						
Initial Letter.....	0	0	0	0	0.000	0.000
Def Supersd Ltr.....	0	0	0	0	0.000	0.000
Definitive.....	1	15	1	15	50.000	45.455
Internal Order.....	0	0	0	0	0.000	0.000
Modification.....	0	0	0	0	0.000	0.000
GSA Schedule.....	0	0	1	18	50.000	54.545
External Order.....	0	0	0	0	0.000	0.000
Term For Default.....	0	0	0	0	0.000	0.000
Term For Conven.....	0	0	0	0	0.000	0.000
PRODUCT OR SERVICE						
Supplies & Equipment.....	0	0	0	0	0.000	0.000
Research & Development.....	1	15	1	15	50.000	45.455
Construction.....	0	0	0	0	0.000	0.000
Architect Engineer.....	0	0	0	0	0.000	0.000
Automatic Data Processing Services.....	0	0	0	0	0.000	0.000
ADP Equipment, Purchase & Lease.....	0	0	0	0	0.000	0.000
Real Property, Purchase & Lease.....	0	0	0	0	0.000	0.000
Other Services.....	0	0	1	18	50.000	54.545
Consultant Services.....	1	15	1	15	50.000	45.455

NATL FOUNDATION ON ARTS AND HUMANITIES SNAPSHOT REPORT

Actions Reported in Summary on SF281

Fourth Quarter Fiscal Year 1983

Part I - Total Prime Acquisition Actions

Acquisition Method	Number of Actions	Net Dollar Amount (000)				
		Total	Small Business Concerns	Large Business Concerns	Educational & Non-Profit Institutions	Outside U.S./ Outlying Areas
1. TOTAL (2+7+8).....	163	146				
2. Subtotal (3+4+5+6).....	163	146	30	116	0	0
3. Formally Advertised (Including 2 Step).....	0	0	0	0	0	0
4. Negotiated Competitive.....	154	136	29	107	0	0
5. Negotiated Non-Competitive.....	0	0	0	0	0	0
6. Procurement Under Another Agency's Contracts.....	9	10	1	9	0	0
6A. GSA Schedules.....	9	10	1	9	0	0
6B. Another Agency's Contracts.....	0	0	0	0	0	0
7. Directed Contracts For Foreign Governments.....	0	0				
8. Tariff Or Regulated Acquisitions.....	0	0				

Part II - Statistics on Selected Types of Acquisition

Type of Acquisition	Number of Actions	Net Dollar Amount (000)
9. Small Business Total Set-Asides.....	0	0
10. Small Business Partial Set-Asides.....	0	0
11. Total Labor Surplus Area Set-Asides.....	0	0
12. Total Labor Surplus Area/Small Business Set-Asides.....	0	0
13. Acquisitions From Minority And Disadvantaged Business Enterprises (13A+13B).....	33	33
13A. Directed To Large Or Small Minority Business Enterprises.....	33	33
13B. Small Business - Disadvantaged 8(A).....	0	0
14. Women-Owned Business.....	0	0

Fourth Quarter Fiscal Year 1983 Year to Date

Part I - Total Prime Acquisition Actions

Acquisition Method	Number of Actions	Net Dollar Amount (000)				
		Total	Small Business Concerns	Large Business Concerns	Educational & Non-Profit Institutions	Outside U.S./ Outlying Areas
1. TOTAL (2+7+8).....	973	675				
2. Subtotal (3+4+5+6).....	973	675	418	255	2	0
3. Formally Advertised (Including 2 Step).....	0	0	0	0	0	0
4. Negotiated Competitive.....	837	444	269	173	2	0
5. Negotiated Non-Competitive.....	70	154	119	35	0	0
6. Procurement Under Another Agency's Contracts.....	66	77	30	47	0	0
6A. GSA Schedules.....	66	77	30	47	0	0
6B. Another Agency's Contracts.....	0	0	0	0	0	0
7. Directed Contracts For Foreign Governments.....	0	0				
8. Tariff Or Regulated Acquisitions.....	0	0				

Part II - Statistics on Selected Types of Acquisition

Type of Acquisition	Number of Actions	Net Dollar Amount (000)
9. Small Business Total Set-Asides.....	0	0
10. Small Business Partial Set-Asides.....	0	0
11. Total Labor Surplus Area Set-Asides.....	0	0
12. Total Labor Surplus Area/Small Business Set-Asides.....	0	0
13. Acquisitions From Minority And Disadvantaged Business Enterprises (13A+13B).....	95	86
13A. Directed To Large Or Small Minority Business Enterprises.....	95	86
13B. Small Business - Disadvantaged 8(A).....	0	0
14. Women-Owned Business.....	0	0

NATL FOUNDATION ON ARTS AND HUMANITIES SNAPSHOT REPORT

Actions Reported Individually on SF279 Fourth Quarter Fiscal Year 1983 and Year to Date

	4th Qtr Actions	4th Qtr Dollars (000)	YTD Actions	YTD Dollars (000)	YTD % Actions	YTD % Dollars
Natl Foundation on Arts and Humanities.....	8	678	36	1,482	100.000	100.000
TYPE CONTRACTOR						
Bus Concerns.....	6	351	33	1,079	91.667	72.807
Educational & Non-Profit.....	2	327	3	403	8.333	27.193
State Loc Gov.....	0	0	0	0	0.000	0.000
Non-Defined.....	0	0	0	0	0.000	0.000
METHODS OF PROC						
2 Step.....	0	0	0	0	0.000	0.000
Other Formal Adv.....	0	0	0	0	0.000	0.000
Neg Comp.....	1	71	6	335	16.667	22.605
Neg Non-Comp.....	7	607	30	1,147	83.333	77.395
Dir For Govs.....	0	0	0	0	0.000	0.000
Tariff or Reg.....	0	0	0	0	0.000	0.000
SMALL BUSINESS AWARDS						
Prime.....	5	280	21	599	58.333	40.418
Total Set-Aside.....	0	0	0	0	0.000	0.000
Partial Set-Aside.....	0	0	0	0	0.000	0.000
LABOR SURPLUS AREA						
Total Set-Aside.....	0	0	0	0	0.000	0.000
Tie Bid Pref.....	0	0	0	0	0.000	0.000
Tot LSA Sm Set-Aside.....	0	0	0	0	0.000	0.000
SUB-TOTAL.....	0	0	0	0	0.000	0.000
No Pref Given.....	8	678	36	1,482	100.000	100.000
MINORITY & DISADVANT						
Lg Minority.....	1	71	1	71	2.778	4.791
Sm Minority.....	3	161	3	161	8.333	10.864
8a Minority.....	0	0	0	0	0.000	0.000
SUB-TOTAL.....	4	232	4	232	11.111	15.655
WOMEN OWNED.....						
	3	240	10	379	27.778	25.574
TYPE OF CONTRACT						
Fixed Price.....	2	101	21	687	58.333	46.356
Cost.....	5	567	7	657	19.444	44.332
Time & Material.....	1	10	8	138	22.222	9.312
Labor Hour.....	0	0	0	0	0.000	0.000
Multi Year.....	0	0	2	157	5.556	10.594
SUBJECT TO STAT REQ						
Walsh Healey Mfr.....	0	0	5	92	13.889	6.208
Walsh Healey Dir.....	0	0	0	0	0.000	0.000
Service Contracts.....	0	0	0	0	0.000	0.000
Davis Bacon.....	0	0	0	0	0.000	0.000
Not Subject To.....	8	678	31	1,390	86.111	93.792
KIND OF CONTRACT						
Initial Letter.....	0	0	0	0	0.000	0.000
Def Supersd Ltr.....	0	0	0	0	0.000	0.000
Definitive.....	6	577	21	1,103	58.333	74.426
Internal Order.....	0	0	0	0	0.000	0.000
Modification.....	2	101	12	324	33.333	21.862
GSA Schedule.....	0	0	3	55	8.333	3.711
External Order.....	0	0	0	0	0.000	0.000
Term For Default.....	0	0	0	0	0.000	0.000
Term For Conven.....	0	0	0	0	0.000	0.000
PRODUCT OR SERVICE						
Supplies & Equipment.....	0	0	1	12	2.778	0.810
Research & Development.....	0	0	0	0	0.000	0.000
Construction.....	0	0	0	0	0.000	0.000
Architect Engineer.....	0	0	0	0	0.000	0.000
Automatic Data Processing Services.....	2	189	4	346	11.111	23.347
ADP Equipment, Purchase & Lease.....	1	71	6	163	16.667	10.999
Real Property, Purchase & Lease.....	0	0	0	0	0.000	0.000
Other Services.....	5	418	25	961	69.444	64.845
Consultant Services.....	0	0	11	197	30.556	13.293

NATIONAL GALLERY OF ART SNAPSHOT REPORT

Actions Reported in Summary on SF281

Fourth Quarter Fiscal Year 1983

Part I - Total Prime Acquisition Actions

Acquisition Method	Number of Actions	Net Dollar Amount (000)				
		Total	Small Business Concerns	Large Business Concerns	Educational & Non-Profit Institutions	Outside U.S./ Outlying Areas
1. TOTAL (2+7+8).....	0	0				
2. Subtotal (3+4+5+6).....	0	0			0	0
3. Formally Advertised (Including 2 Step).....	0	0	0	0	0	0
4. Negotiated Competitive.....	0	0	0	0	0	0
5. Negotiated Non-Competitive.....	0	0	0	0	0	0
6. Procurement Under Another Agency's Contracts.....	0	0	0	0	0	0
6A. GSA Schedules.....	0	0	0	0	0	0
6B. Another Agency's Contracts.....	0	0	0	0	0	0
7. Directed Contracts For Foreign Governments.....	0	0				
8. Tariff Or Regulated Acquisitions.....	0	0				

Part II - Statistics on Selected Types of Acquisition

Type of Acquisition	Number of Actions	Net Dollar Amount (000)
9. Small Business Total Set-Asides.....	0	0
10. Small Business Partial Set-Asides.....	0	0
11. Total Labor Surplus Area Set-Asides.....	0	0
12. Total Labor Surplus Area/Small Business Set-Asides.....	0	0
13. Acquisitions From Minority And Disadvantaged Business Enterprises (13A + 13B).....	0	0
13A. Directed To Large Or Small Minority Business Enterprises.....	0	0
13B. Small Business - Disadvantaged 8(A).....	0	0
14. Women-Owned Business.....	0	0

Fourth Quarter Fiscal Year 1983 Year to Date

Part I - Total Prime Acquisition Actions

Acquisition Method	Number of Actions	Net Dollar Amount (000)				
		Total	Small Business Concerns	Large Business Concerns	Educational & Non-Profit Institutions	Outside U.S./ Outlying Areas
1. TOTAL (2+7+8).....	131	762				
2. Subtotal (3+4+5+6).....	131	762	182	580	0	0
3. Formally Advertised (Including 2 Step).....	25	154	154	0	0	0
4. Negotiated Competitive.....	0	0	0	0	0	0
5. Negotiated Non-Competitive.....	0	0	0	0	0	0
6. Procurement Under Another Agency's Contracts.....	106	608	28	580	0	0
6A. GSA Schedules.....	106	608	28	580	0	0
6B. Another Agency's Contracts.....	0	0	0	0	0	0
7. Directed Contracts For Foreign Governments.....	0	0				
8. Tariff Or Regulated Acquisitions.....	0	0				

Part II - Statistics on Selected Types of Acquisition

Type of Acquisition	Number of Actions	Net Dollar Amount (000)
9. Small Business Total Set-Asides.....	0	0
10. Small Business Partial Set-Asides.....	0	0
11. Total Labor Surplus Area Set-Asides.....	0	0
12. Total Labor Surplus Area/Small Business Set-Asides.....	0	0
13. Acquisitions From Minority And Disadvantaged Business Enterprises (13A + 13B).....	0	0
13A. Directed To Large Or Small Minority Business Enterprises.....	0	0
13B. Small Business - Disadvantaged 8(A).....	0	0
14. Women-Owned Business.....	0	0

NATIONAL GALLERY OF ART SNAPSHOT REPORT

Actions Reported Individually on SF279

Fourth Quarter Fiscal Year 1983 and Year to Date

	4th Qtr Actions	4th Qtr Dollars (000)	YTD Actions	YTD Dollars (000)	YTD % Actions	YTD % Dollars
National Gallery of Art	12	401	67	1,338	100.000	100.000
TYPE CONTRACTOR						
Bus Concerns	12	401	67	1,338	100.000	100.000
Educational & Non-Profit	0	0	0	0	0.000	0.000
State Loc Gov	0	0	0	0	0.000	0.000
Non-Defined	0	0	0	0	0.000	0.000
METHODS OF PROC						
2 Step	0	0	0	0	0.000	0.000
Other Formal Adv	12	401	67	1,338	100.000	100.000
Neg Comp	0	0	0	0	0.000	0.000
Neg Non-Comp	0	0	0	0	0.000	0.000
Dir For Govs	0	0	0	0	0.000	0.000
Tariff or Reg	0	0	0	0	0.000	0.000
SMALL BUSINESS AWARDS						
Prime	12	401	67	1,338	100.000	100.000
Total Set-Aside	0	0	0	0	0.000	0.000
Partial Set-Aside	0	0	0	0	0.000	0.000
LABOR SURPLUS AREA						
Total Set-Aside	0	0	0	0	0.000	0.000
Tie Bid Pref	0	0	0	0	0.000	0.000
Tot LSA Sm Set-Aside	0	0	0	0	0.000	0.000
SUB-TOTAL	0	0	0	0	0.000	0.000
No Pref Given	12	401	67	1,338	100.000	100.000
MINORITY & DISADVANT						
Lg Minority	0	0	0	0	0.000	0.000
Sm Minority	0	0	0	0	0.000	0.000
8a Minority	0	0	0	0	0.000	0.000
SUB-TOTAL	0	0	0	0	0.000	0.000
WOMEN OWNED						
.....	0	0	0	0	0.000	0.000
TYPE OF CONTRACT						
Fixed Price	12	401	67	1,338	100.000	100.000
Cost	0	0	0	0	0.000	0.000
Time & Material	0	0	0	0	0.000	0.000
Labor Hour	0	0	0	0	0.000	0.000
Multi Year	0	0	0	0	0.000	0.000
SUBJECT TO STAT REQ						
Walsh Healey Mfr	0	0	1	12	1.493	0.897
Walsh Healey Dir	0	0	0	0	0.000	0.000
Service Contracts	0	0	5	89	7.463	6.652
Davis Bacon	0	0	13	151	19.403	11.286
Not Subject To	12	401	48	1,086	71.642	81.166
KIND OF CONTRACT						
Initial Letter	0	0	0	0	0.000	0.000
Def Supersed Ltr	1	39	1	39	1.493	2.915
Definitive	11	362	66	1,299	98.507	97.085
Internal Order	0	0	0	0	0.000	0.000
Modification	0	0	0	0	0.000	0.000
GSA Schedule	0	0	0	0	0.000	0.000
External Order	0	0	0	0	0.000	0.000
Term For Default	0	0	0	0	0.000	0.000
Term For Conven	0	0	0	0	0.000	0.000
PRODUCT OR SERVICE						
Supplies & Equipment	5	215	9	309	13.433	23.094
Research & Development	0	0	0	0	0.000	0.000
Construction	0	0	29	446	43.284	33.333
Architect Engineer	0	0	0	0	0.000	0.000
Automatic Data Processing Services	0	0	0	0	0.000	0.000
ADP Equipment, Purchase & Lease	0	0	0	0	0.000	0.000
Real Property, Purchase & Lease	0	0	0	0	0.000	0.000
Other Services	7	186	29	583	43.284	43.572
Consultant Services	0	0	0	0	0.000	0.000

NATIONAL LABOR RELATIONS BOARD SNAPSHOT REPORT

Actions Reported in Summary on SF281

Fourth Quarter Fiscal Year 1983

Part I - Total Prime Acquisition Actions

Acquisition Method	Number of Actions	Net Dollar Amount (000)				
		Total	Small Business Concerns	Large Business Concerns	Educational & Non-Profit Institutions	Outside U.S./ Outlying Areas
1. TOTAL (2+7+8).....	650	455				
2. Subtotal (3+4+5+6).....	650	455	256	199	0	0
3. Formally Advertised (Including 2 Step).....	1	1	0	1	0	0
4. Negotiated Competitive.....	2	2	0	2	0	0
5. Negotiated Non-Competitive.....	386	186	131	55	0	0
6. Procurement Under Another Agency's Contracts.....	261	266	125	141	0	0
6A. GSA Schedules.....	240	259	118	141	0	0
6B. Another Agency's Contracts.....	21	7	7	0	0	0
7. Directed Contracts For Foreign Governments.....	0	0				
8. Tariff Or Regulated Acquisitions.....	0	0				

Part II - Statistics on Selected Types of Acquisition

Type of Acquisition	Number of Actions	Net Dollar Amount (000)
9. Small Business Total Set-Asides.....	0	0
10. Small Business Partial Set-Asides.....	0	0
11. Total Labor Surplus Area Set-Asides.....	0	0
12. Total Labor Surplus Area/Small Business Set-Asides.....	0	0
13. Acquisitions From Minority And Disadvantaged Business Enterprises (13A+13B).....	1	4
13A. Directed To Large Or Small Minority Business Enterprises.....	1	4
13B. Small Business - Disadvantaged 8(A).....	0	0
14. Women-Owned Business.....	0	0

Fourth Quarter Fiscal Year 1983 Year to Date

Part I - Total Prime Acquisition Actions

Acquisition Method	Number of Actions	Net Dollar Amount (000)				
		Total	Small Business Concerns	Large Business Concerns	Educational & Non-Profit Institutions	Outside U.S./ Outlying Areas
1. TOTAL (2+7+8).....	1,414	1,199				
2. Subtotal (3+4+5+6).....	1,405	1,180	601	570	9	0
3. Formally Advertised (Including 2 Step).....	1	1	0	1	0	0
4. Negotiated Competitive.....	170	197	143	47	7	0
5. Negotiated Non-Competitive.....	500	249	180	69	0	0
6. Procurement Under Another Agency's Contracts.....	734	733	278	453	2	0
6A. GSA Schedules.....	708	724	271	453	0	0
6B. Another Agency's Contracts.....	26	9	7	0	2	0
7. Directed Contracts For Foreign Governments.....	0	0				
8. Tariff Or Regulated Acquisitions.....	9	19				

Part II - Statistics on Selected Types of Acquisition

Type of Acquisition	Number of Actions	Net Dollar Amount (000)
9. Small Business Total Set-Asides.....	0	0
10. Small Business Partial Set-Asides.....	0	0
11. Total Labor Surplus Area Set-Asides.....	0	0
12. Total Labor Surplus Area/Small Business Set-Asides.....	0	0
13. Acquisitions From Minority And Disadvantaged Business Enterprises (13A+13B).....	41	19
13A. Directed To Large Or Small Minority Business Enterprises.....	32	13
13B. Small Business - Disadvantaged 8(A).....	9	6
14. Women-Owned Business.....	20	12

NATIONAL LABOR RELATIONS BOARD SNAPSHOT REPORT

Actions Reported Individually on SF279 Fourth Quarter Fiscal Year 1983 and Year to Date

	4th Qtr Actions	4th Qtr Dollars (000)	YTD Actions	YTD Dollars (000)	YTD % Actions	YTD % Dollars
National Labor Relations Board	15	844	43	2,291	100.000	100.000
TYPE CONTRACTOR						
Bus Concerns	15	844	43	2,291	100.000	100.000
Educational & Non-Profit	0	0	0	0	0.000	0.000
State Loc Gov	0	0	0	0	0.000	0.000
Non-Defined	0	0	0	0	0.000	0.000
METHODS OF PROC						
2 Step	0	0	0	0	0.000	0.000
Other Formal Adv	0	0	4	285	9.302	12.440
Neg Comp	5	384	26	1,478	60.465	64.513
Neg Non-Comp	10	460	12	515	27.907	22.479
Dir For Govs	0	0	0	0	0.000	0.000
Tariff or Reg	0	0	1	13	2.326	0.567
SMALL BUSINESS AWARDS						
Prime	1	73	7	248	16.279	10.825
Total Set-Aside	0	0	2	50	4.651	2.182
Partial Set-Aside	0	0	0	0	0.000	0.000
LABOR SURPLUS AREA						
Total Set-Aside	0	0	0	0	0.000	0.000
Tie Bid Pref	0	0	0	0	0.000	0.000
Tot LSA Sm Set-Aside	0	0	0	0	0.000	0.000
SUB-TOTAL	0	0	0	0	0.000	0.000
No Pref Given	15	844	43	2,291	100.000	100.000
MINORITY & DISADVANT						
Lg Minority	0	0	0	0	0.000	0.000
Sm Minority	0	0	0	0	0.000	0.000
8a Minority	0	0	0	0	0.000	0.000
SUB-TOTAL	0	0	0	0	0.000	0.000
WOMEN OWNED						
	0	0	0	0	0.000	0.000
TYPE OF CONTRACT						
Fixed Price	15	844	43	2,291	100.000	100.000
Cost	0	0	0	0	0.000	0.000
Time & Material	0	0	0	0	0.000	0.000
Labor Hour	0	0	0	0	0.000	0.000
Multi Year	0	0	0	0	0.000	0.000
SUBJECT TO STAT REQ						
Walsh Healey Mfr	5	384	27	1,701	62.791	74.247
Walsh Healey Dir	9	438	9	438	20.930	19.118
Service Contracts	1	22	4	86	9.302	3.754
Davis Bacon	0	0	0	0	0.000	0.000
Not Subject To	0	0	3	66	6.977	2.881
KIND OF CONTRACT						
Initial Letter	8	421	10	447	23.256	19.511
Def Supersd Ltr	0	0	0	0	0.000	0.000
Definitive	2	39	3	81	6.977	3.536
Internal Order	0	0	4	284	9.302	12.396
Modification	0	0	0	0	0.000	0.000
GSA Schedule	5	384	26	1,479	60.465	64.557
External Order	0	0	0	0	0.000	0.000
Term For Default	0	0	0	0	0.000	0.000
Term For Conven	0	0	0	0	0.000	0.000
PRODUCT OR SERVICE						
Supplies & Equipment	12	560	28	1,467	65.116	64.033
Research & Development	0	0	0	0	0.000	0.000
Construction	0	0	0	0	0.000	0.000
Architect Engineer	0	0	0	0	0.000	0.000
Automatic Data Processing Services	0	0	1	27	2.326	1.179
ADP Equipment, Purchase & Lease	2	262	7	662	16.279	28.896
Real Property, Purchase & Lease	0	0	0	0	0.000	0.000
Other Services	1	22	7	135	16.279	5.893
Consultant Services	0	0	0	0	0.000	0.000

NATIONAL MEDIATION BOARD SNAPSHOT REPORT

Actions Reported in Summary on SF281

Fourth Quarter Fiscal Year 1983

Part I - Total Prime Acquisition Actions

Acquisition Method	Number of Actions	Net Dollar Amount (000)				
		Total	Small Business Concerns	Large Business Concerns	Educational & Non-Profit Institutions	Outside U.S./ Outlying Areas
1. TOTAL (2+7+8).....	104	282				
2. Subtotal (3+4+5+6).....	104	282	21	44	217	0
3. Formally Advertised (Including 2 Step)	0	0	0	0	0	0
4. Negotiated Competitive.....	0	0	0	0	0	0
5. Negotiated Non-Competitive	39	47	16	31	0	0
6. Procurement Under Another Agency's Contracts.....	65	235	5	13	217	0
6A. GSA Schedules.....	20	18	5	13	0	0
6B. Another Agency's Contracts.....	45	217	0	0	217	0
7. Directed Contracts For Foreign Governments	0	0				
8. Tariff Or Regulated Acquisitions.....	0	0				

Part II - Statistics on Selected Types of Acquisition

Type of Acquisition	Number of Actions	Net Dollar Amount (000)
9. Small Business Total Set-Asides.....	0	0
10. Small Business Partial Set-Asides.....	0	0
11. Total Labor Surplus Area Set-Asides.....	0	0
12. Total Labor Surplus Area/Small Business Set-Asides	0	0
13. Acquisitions From Minority And Disadvantaged Business Enterprises (13A + 13B).....	0	0
13A. Directed To Large Or Small Minority Business Enterprises.....	0	0
13B. Small Business - Disadvantaged 8(A)	0	0
14. Women-Owned Business.....	0	0

Fourth Quarter Fiscal Year 1983 Year to Date

Part I - Total Prime Acquisition Actions

Acquisition Method	Number of Actions	Net Dollar Amount (000)				
		Total	Small Business Concerns	Large Business Concerns	Educational & Non-Profit Institutions	Outside U.S./ Outlying Areas
1. TOTAL (2+7+8).....	188	303				
2. Subtotal (3+4+5+6).....	188	303	26	60	217	0
3. Formally Advertised (Including 2 Step)	0	0	0	0	0	0
4. Negotiated Competitive.....	0	0	0	0	0	0
5. Negotiated Non-Competitive	95	58	19	39	0	0
6. Procurement Under Another Agency's Contracts.....	93	245	7	21	217	0
6A. GSA Schedules.....	48	28	7	21	0	0
6B. Another Agency's Contracts.....	45	217	0	0	217	0
7. Directed Contracts For Foreign Governments	0	0				
8. Tariff Or Regulated Acquisitions.....	0	0				

Part II - Statistics on Selected Types of Acquisition

Type of Acquisition	Number of Actions	Net Dollar Amount (000)
9. Small Business Total Set-Asides.....	0	0
10. Small Business Partial Set-Asides.....	0	0
11. Total Labor Surplus Area Set-Asides.....	0	0
12. Total Labor Surplus Area/Small Business Set-Asides	0	0
13. Acquisitions From Minority And Disadvantaged Business Enterprises (13A + 13B).....	0	0
13A. Directed To Large Or Small Minority Business Enterprises.....	0	0
13B. Small Business - Disadvantaged 8(A)	0	0
14. Women-Owned Business.....	0	0

NATIONAL MEDIATION BOARD SNAPSHOT REPORT

Actions Reported Individually on SF279 Fourth Quarter Fiscal Year 1983 and Year to Date

	4th Qtr Actions	4th Qtr Dollars (000)	YTD Actions	YTD Dollars (000)	YTD % Actions	YTD % Dollars
National Mediation Board.....	22	174	86	1,144	100.000	100.000
TYPE CONTRACTOR						
Bus Concerns.....	22	174	86	1,144	100.000	100.000
Educational & Non-Profit.....	0	0	0	0	0.000	0.000
State Loc Gov.....	0	0	0	0	0.000	0.000
Non-Defined.....	0	0	0	0	0.000	0.000
METHODS OF PROC						
2 Step.....	0	0	0	0	0.000	0.000
Other Formal Adv.....	0	0	0	0	0.000	0.000
Neg Comp.....	2	60	2	60	2.326	5.245
Neg Non-Comp.....	20	114	84	1,084	97.674	94.755
Dir For Govs.....	0	0	0	0	0.000	0.000
Tariff or Reg.....	0	0	0	0	0.000	0.000
SMALL BUSINESS AWARDS						
Prime.....	19	100	83	1,070	96.512	93.531
Total Set-Aside.....	0	0	0	0	0.000	0.000
Partial Set-Aside.....	0	0	0	0	0.000	0.000
LABOR SURPLUS AREA						
Total Set-Aside.....	0	0	0	0	0.000	0.000
Tie Bid Pref.....	0	0	0	0	0.000	0.000
Tot LSA Sm Set-Aside.....	0	0	0	0	0.000	0.000
SUB-TOTAL.....	0	0	0	0	0.000	0.000
No Pref Given.....	22	174	86	1,144	100.000	100.000
MINORITY & DISADVANT						
Lg Minority.....	0	0	0	0	0.000	0.000
Sm Minority.....	0	0	0	0	0.000	0.000
8a Minority.....	0	0	0	0	0.000	0.000
SUB-TOTAL.....	0	0	0	0	0.000	0.000
WOMEN OWNED.....						
0	0	0	0	0	0.000	0.000
TYPE OF CONTRACT						
Fixed Price.....	3	74	3	74	3.488	6.469
Cost.....	0	0	0	0	0.000	0.000
Time & Material.....	0	0	0	0	0.000	0.000
Labor Hour.....	19	100	83	1,070	96.512	93.531
Multi Year.....	0	0	0	0	0.000	0.000
SUBJECT TO STAT REQ						
Walsh Healey Mfr.....	0	0	0	0	0.000	0.000
Walsh Healey Dir.....	0	0	0	0	0.000	0.000
Service Contracts.....	1	43	1	43	1.163	3.759
Davis Bacon.....	0	0	0	0	0.000	0.000
Not Subject To.....	21	131	85	1,101	96.837	96.241
KIND OF CONTRACT						
Initial Letter.....	0	0	0	0	0.000	0.000
Def Supersd Ltr.....	0	0	0	0	0.000	0.000
Definitive.....	3	42	42	688	48.837	60.140
Internal Order.....	0	0	0	0	0.000	0.000
Modification.....	16	58	41	382	47.674	33.392
GSA Schedule.....	3	74	3	74	3.488	6.469
External Order.....	0	0	0	0	0.000	0.000
Term For Default.....	0	0	0	0	0.000	0.000
Term For Conven.....	0	0	0	0	0.000	0.000
PRODUCT OR SERVICE						
Supplies & Equipment.....	1	14	1	14	1.163	1.224
Research & Development.....	0	0	0	0	0.000	0.000
Construction.....	0	0	0	0	0.000	0.000
Architect Engineer.....	0	0	0	0	0.000	0.000
Automatic Data Processing Services.....	0	0	0	0	0.000	0.000
ADP Equipment, Purchase & Lease.....	1	17	1	17	1.163	1.486
Real Property, Purchase & Lease.....	0	0	0	0	0.000	0.000
Other Services.....	20	143	84	1,113	97.674	97.290
Consultant Services.....	0	0	0	0	0.000	0.000

NATIONAL SCIENCE FOUNDATION SNAPSHOT REPORT

Actions Reported in Summary on SF281

Fourth Quarter Fiscal Year 1983

Part I - Total Prime Acquisition Actions

Acquisition Method	Number of Actions	Net Dollar Amount (000)				
		Total	Small Business Concerns	Large Business Concerns	Educational & Non-Profit Institutions	Outside U.S./ Outlying Areas
1. TOTAL (2+7+8).....	181	442				
2. Subtotal (3+4+5+6).....	181	442	412	17	13	0
3. Formally Advertised (Including 2 Step).....	0	0	0	0	0	0
4. Negotiated Competitive.....	110	379	363	6	10	0
5. Negotiated Non-Competitive.....	54	27	20	4	3	0
6. Procurement Under Another Agency's Contracts.....	17	36	29	7	0	0
6A. GSA Schedules.....	14	28	26	2	0	0
6B. Another Agency's Contracts.....	3	8	3	5	0	0
7. Directed Contracts For Foreign Governments.....	0	0				
8. Tariff Or Regulated Acquisitions.....	0	0				

Part II - Statistics on Selected Types of Acquisition

Type of Acquisition	Number of Actions	Net Dollar Amount (000)
9. Small Business Total Set-Asides.....	0	0
10. Small Business Partial Set-Asides.....	0	0
11. Total Labor Surplus Area Set-Asides.....	0	0
12. Total Labor Surplus Area/Small Business Set-Asides.....	0	0
13. Acquisitions From Minority And Disadvantaged Business Enterprises (13A + 13B).....	4	11
13A. Directed To Large Or Small Minority Business Enterprises.....	4	11
13B. Small Business - Disadvantaged 8(A).....	0	0
14. Women-Owned Business.....	3	15

Fourth Quarter Fiscal Year 1983 Year to Date

Part I - Total Prime Acquisition Actions

Acquisition Method	Number of Actions	Net Dollar Amount (000)				
		Total	Small Business Concerns	Large Business Concerns	Educational & Non-Profit Institutions	Outside U.S./ Outlying Areas
1. TOTAL (2+7+8).....	1,371	2,295				
2. Subtotal (3+4+5+6).....	1,371	2,295	1,730	404	150	11
3. Formally Advertised (Including 2 Step).....	0	0	0	0	0	0
4. Negotiated Competitive.....	516	1,272	1,172	66	34	0
5. Negotiated Non-Competitive.....	643	657	441	95	110	11
6. Procurement Under Another Agency's Contracts.....	212	366	117	243	6	0
6A. GSA Schedules.....	167	298	114	184	0	0
6B. Another Agency's Contracts.....	45	68	3	59	6	0
7. Directed Contracts For Foreign Governments.....	0	0				
8. Tariff Or Regulated Acquisitions.....	0	0				

Part II - Statistics on Selected Types of Acquisition

Type of Acquisition	Number of Actions	Net Dollar Amount (000)
9. Small Business Total Set-Asides.....	0	0
10. Small Business Partial Set-Asides.....	0	0
11. Total Labor Surplus Area Set-Asides.....	0	0
12. Total Labor Surplus Area/Small Business Set-Asides.....	0	0
13. Acquisitions From Minority And Disadvantaged Business Enterprises (13A + 13B).....	17	43
13A. Directed To Large Or Small Minority Business Enterprises.....	17	43
13B. Small Business - Disadvantaged 8(A).....	0	0
14. Women-Owned Business.....	18	53

NATIONAL SCIENCE FOUNDATION SNAPSHOT REPORT

Actions Reported Individually on SF279 Fourth Quarter Fiscal Year 1983 and Year to Date

	4th Qtr Actions	4th Qtr Dollars (000)	YTD Actions	YTD Dollars (000)	YTD % Actions	YTD % Dollars
National Science Foundation	83	15,253	258	152,577	100.000	100.000
TYPE CONTRACTOR						
Bus Concerns	45	3,637	133	14,568	51.550	9.548
Educational & Non-Profit	34	7,798	109	108,253	42.248	70.950
State Loc Gov	4	3,818	15	29,743	5.814	19.484
Non-Defined	0	0	1	13	0.388	0.009
METHODS OF PROC						
2 Step	0	0	0	0	0.000	0.000
Other Formal Adv	1	8	15	135	5.814	0.088
Neg Comp	39	3,170	93	10,004	36.047	6.557
Neg Non-Comp	43	12,075	149	142,423	57.752	93.345
Dir For Govs	0	0	1	15	0.388	0.010
Tariff or Reg	0	0	0	0	0.000	0.000
SMALL BUSINESS AWARDS						
Prime	33	1,440	78	2,945	30.233	1.930
Total Set-Aside	9	662	12	740	4.651	0.485
Partial Set-Aside	0	0	0	0	0.000	0.000
LABOR SURPLUS AREA						
Total Set-Aside	0	0	0	0	0.000	0.000
Tie Bid Pref	0	0	0	0	0.000	0.000
Tot LSA Sm Set-Aside	0	0	0	0	0.000	0.000
SUB-TOTAL	0	0	0	0	0.000	0.000
No Pref Given	83	15,253	258	152,577	100.000	100.000
MINORITY & DISADVANT						
Lg Minority	0	0	0	0	0.000	0.000
Sm Minority	2	189	6	248	2.326	0.163
8a Minority	0	0	1	77	0.388	0.050
SUB-TOTAL	2	189	7	325	2.713	0.213
WOMEN OWNED						
.....	8	588	14	1,282	5.426	0.840
TYPE OF CONTRACT						
Fixed Price	26	977	78	3,175	30.233	2.081
Cost	51	14,207	160	149,206	62.016	97.791
Time & Material	6	69	20	196	7.752	0.128
Labor Hour	0	0	0	0	0.000	0.000
Multi Year	16	4,230	50	62,924	19.380	41.241
SUBJECT TO STAT REQ						
Walsh Healey Mfr	4	416	7	463	2.713	0.303
Walsh Healey Dir	0	0	0	0	0.000	0.000
Service Contracts	25	3,875	98	102,455	37.984	67.150
Davis Bacon	0	0	0	0	0.000	0.000
Not Subject To	54	10,962	153	49,659	59.302	32.547
KIND OF CONTRACT						
Initial Letter	0	0	1	25	0.388	0.016
Def Supersd Ltr	1	460	1	460	0.388	0.301
Definitive	18	1,779	53	13,990	20.543	9.169
Internal Order	0	0	0	0	0.000	0.000
Modification	53	12,393	161	136,298	62.403	89.331
GSA Schedule	10	576	36	1,611	13.953	1.056
External Order	1	45	6	193	2.326	0.126
Term For Default	0	0	0	0	0.000	0.000
Term For Conven	0	0	0	0	0.000	0.000
PRODUCT OR SERVICE						
Supplies & Equipment	0	0	4	324	1.550	0.212
Research & Development	2	4,463	17	40,462	6.589	26.519
Construction	1	205	2	9,105	0.775	5.967
Architect Engineer	0	0	1	1,800	0.388	1.180
Automatic Data Processing Services	5	713	14	1,865	5.426	1.222
ADP Equipment, Purchase & Lease	11	606	22	989	8.527	0.648
Real Property, Purchase & Lease	0	0	2	275	0.775	0.180
Other Services	64	9,266	196	97,757	75.969	64.071
Consultant Services	0	0	1	5	0.388	0.003

NATIONAL TRANSPORTATION SAFETY BOARD SNAPSHOT REPORT

Actions Reported in Summary on SF281

Fourth Quarter Fiscal Year 1983

Part I - Total Prime Acquisition Actions

Acquisition Method	Number of Actions	Net Dollar Amount (000)				
		Total	Small Business Concerns	Large Business Concerns	Educational & Non-Profit Institutions	Outside U.S./ Outlying Areas
1. TOTAL (2+7+8).....	0	0				
2. Subtotal (3+4+5+6).....	0	0	0	0	0	0
3. Formally Advertised (Including 2 Step).....	0	0	0	0	0	0
4. Negotiated Competitive.....	0	0	0	0	0	0
5. Negotiated Non-Competitive.....	0	0	0	0	0	0
6. Procurement Under Another Agency's Contracts.....	0	0	0	0	0	0
6A. GSA Schedules.....	0	0	0	0	0	0
6B. Another Agency's Contracts.....	0	0	0	0	0	0
7. Directed Contracts For Foreign Governments.....	0	0				
8. Tariff Or Regulated Acquisitions.....	0	0				

Part II - Statistics on Selected Types of Acquisition

Type of Acquisition	Number of Actions	Net Dollar Amount (000)
9. Small Business Total Set-Asides.....	0	0
10. Small Business Partial Set-Asides.....	0	0
11. Total Labor Surplus Area Set-Asides.....	0	0
12. Total Labor Surplus Area/Small Business Set-Asides.....	0	0
13. Acquisitions From Minority And Disadvantaged Business Enterprises (13A+13B).....	0	0
13A. Directed To Large Or Small Minority Business Enterprises.....	0	0
13B. Small Business - Disadvantaged 8(A).....	0	0
14. Women-Owned Business.....	0	0

Fourth Quarter Fiscal Year 1983 Year to Date

Part I - Total Prime Acquisition Actions

Acquisition Method	Number of Actions	Net Dollar Amount (000)				
		Total	Small Business Concerns	Large Business Concerns	Educational & Non-Profit Institutions	Outside U.S./ Outlying Areas
1. TOTAL (2+7+8).....	0	0				
2. Subtotal (3+4+5+6).....	0	0	0	0	0	0
3. Formally Advertised (Including 2 Step).....	0	0	0	0	0	0
4. Negotiated Competitive.....	0	0	0	0	0	0
5. Negotiated Non-Competitive.....	0	0	0	0	0	0
6. Procurement Under Another Agency's Contracts.....	0	0	0	0	0	0
6A. GSA Schedules.....	0	0	0	0	0	0
6B. Another Agency's Contracts.....	0	0	0	0	0	0
7. Directed Contracts For Foreign Governments.....	0	0				
8. Tariff Or Regulated Acquisitions.....	0	0				

Part II - Statistics on Selected Types of Acquisition

Type of Acquisition	Number of Actions	Net Dollar Amount (000)
9. Small Business Total Set-Asides.....	0	0
10. Small Business Partial Set-Asides.....	0	0
11. Total Labor Surplus Area Set-Asides.....	0	0
12. Total Labor Surplus Area/Small Business Set-Asides.....	0	0
13. Acquisitions From Minority And Disadvantaged Business Enterprises (13A+13B).....	0	0
13A. Directed To Large Or Small Minority Business Enterprises.....	0	0
13B. Small Business - Disadvantaged 8(A).....	0	0
14. Women-Owned Business.....	0	0

NATIONAL TRANSPORTATION SAFETY BOARD SNAPSHOT REPORT

Actions Reported Individually on SF279

Fourth Quarter Fiscal Year 1983 and Year to Date

	4th Qtr Actions	4th Qtr Dollars (000)	YTD Actions	YTD Dollars (000)	YTD % Actions	YTD % Dollars
National Transportation Safety Board.....			4	585	100.000	100.000
TYPE CONTRACTOR						
Bus Concerns			4	585	100.000	100.000
Educational & Non-Profit.....			0	0	0.000	0.000
State Loc Gov.....			0	0	0.000	0.000
Non-Defined			0	0	0.000	0.000
METHODS OF PROC						
2 Step			0	0	0.000	0.000
Other Formal Adv.....			0	0	0.000	0.000
Neg Comp			3	430	75.000	73.504
Neg Non-Comp.....			1	155	25.000	26.496
Dir For Govs			0	0	0.000	0.000
Tariff or Reg.....			0	0	0.000	0.000
SMALL BUSINESS AWARDS						
Prime			3	275	75.000	47.009
Total Set-Aside			1	84	25.000	14.359
Partial Set-Aside			0	0	0.000	0.000
LABOR SURPLUS AREA						
Total Set-Aside			0	0	0.000	0.000
Tie Bid Pref.....			0	0	0.000	0.000
Tot LSA Sm Set-Aside.....			0	0	0.000	0.000
SUB-TOTAL			0	0	0.000	0.000
No Pref Given.....			4	585	100.000	100.000
MINORITY & DISADVANT						
Lg Minority.....			0	0	0.000	0.000
Sm Minority			1	36	25.000	6.154
8a Minority.....			1	155	25.000	26.496
SUB-TOTAL			2	191	50.000	32.650
WOMEN OWNED.....			1	84	25.000	14.359
TYPE OF CONTRACT						
Fixed Price			4	585	100.000	100.000
Cost.....			0	0	0.000	0.000
Time & Material			0	0	0.000	0.000
Labor Hour			0	0	0.000	0.000
Multi Year			0	0	0.000	0.000
SUBJECT TO STAT REQ						
Walsh Healey Mfr.....			0	0	0.000	0.000
Walsh Healey Dir.....			0	0	0.000	0.000
Service Contracts			4	585	100.000	100.000
Davis Bacon.....			0	0	0.000	0.000
Not Subject To			0	0	0.000	0.000
KIND OF CONTRACT						
Initial Letter			0	0	0.000	0.000
Def Supersd Ltr.....			0	0	0.000	0.000
Definitive.....			0	0	0.000	0.000
Internal Order.....			4	585	100.000	100.000
Modification			0	0	0.000	0.000
GSA Schedule.....			0	0	0.000	0.000
External Order.....			0	0	0.000	0.000
Term For Default.....			0	0	0.000	0.000
Term For Conven.....			0	0	0.000	0.000
PRODUCT OR SERVICE						
Supplies & Equipment			0	0	0.000	0.000
Research & Development.....			0	0	0.000	0.000
Construction.....			0	0	0.000	0.000
Architect Engineer.....			0	0	0.000	0.000
Automatic Data Processing Services.....			1	310	25.000	52.991
ADP Equipment, Purchase & Lease.....			0	0	0.000	0.000
Real Property, Purchase & Lease.....			0	0	0.000	0.000
Other Services.....			3	275	75.000	47.009
Consultant Services			0	0	0.000	0.000

*** FAILED TO REPORT ***

NUCLEAR REGULATORY COMMISSION SNAPSHOT REPORT

Actions Reported in Summary on SF281

Fourth Quarter Fiscal Year 1983

Part I - Total Prime Acquisition Actions

Acquisition Method	Number of Actions	Net Dollar Amount (000)				
		Total	Small Business Concerns	Large Business Concerns	Educational & Non-Profit Institutions	Outside U.S./ Outlying Areas
1. TOTAL (2+7+8).....	1,021	1,008				
2. Subtotal (3+4+5+6).....	979	983	399	433	151	0
3. Formally Advertised (Including 2 Step).....	3	-3	-1	-2	0	0
4. Negotiated Competitive.....	125	184	119	54	11	0
5. Negotiated Non-Competitive.....	635	498	195	163	140	0
6. Procurement Under Another Agency's Contracts.....	216	304	86	218	0	0
6A. GSA Schedules.....	216	304	86	218	0	0
6B. Another Agency's Contracts.....	0	0	0	0	0	0
7. Directed Contracts For Foreign Governments.....	0	0				
8. Tariff Or Regulated Acquisitions.....	42	25				

Part II - Statistics on Selected Types of Acquisition

Type of Acquisition	Number of Actions	Net Dollar Amount (000)
9. Small Business Total Set-Asides.....	8	7
10. Small Business Partial Set-Asides.....	0	0
11. Total Labor Surplus Area Set-Asides.....	0	0
12. Total Labor Surplus Area/Small Business Set-Asides.....	0	0
13. Acquisitions From Minority And Disadvantaged Business Enterprises (13A + 13B).....	12	7
13A. Directed To Large Or Small Minority Business Enterprises.....	7	4
13B. Small Business - Disadvantaged 8(A).....	5	3
14. Women-Owned Business.....	29	27

Fourth Quarter Fiscal Year 1983 Year to Date

Part I - Total Prime Acquisition Actions

Acquisition Method	Number of Actions	Net Dollar Amount (000)				
		Total	Small Business Concerns	Large Business Concerns	Educational & Non-Profit Institutions	Outside U.S./ Outlying Areas
1. TOTAL (2+7+8).....	4,197	4,232				
2. Subtotal (3+4+5+6).....	3,881	3,826	1,795	1,801	228	2
3. Formally Advertised (Including 2 Step).....	8	10	12	-2	0	0
4. Negotiated Competitive.....	465	693	491	191	11	0
5. Negotiated Non-Competitive.....	2,466	1,769	976	575	216	2
6. Procurement Under Another Agency's Contracts.....	942	1,354	316	1,037	1	0
6A. GSA Schedules.....	939	1,352	315	1,037	0	0
6B. Another Agency's Contracts.....	3	2	1	0	1	0
7. Directed Contracts For Foreign Governments.....	0	0				
8. Tariff Or Regulated Acquisitions.....	316	406				

Part II - Statistics on Selected Types of Acquisition

Type of Acquisition	Number of Actions	Net Dollar Amount (000)
9. Small Business Total Set-Asides.....	17	31
10. Small Business Partial Set-Asides.....	0	0
11. Total Labor Surplus Area Set-Asides.....	0	0
12. Total Labor Surplus Area/Small Business Set-Asides.....	0	0
13. Acquisitions From Minority And Disadvantaged Business Enterprises (13A + 13B).....	40	22
13A. Directed To Large Or Small Minority Business Enterprises.....	29	30
13B. Small Business - Disadvantaged 8(A).....	11	-8
14. Women-Owned Business.....	84	117

NUCLEAR REGULATORY COMMISSION SNAPSHOT REPORT

Actions Reported Individually on SF279 Fourth Quarter Fiscal Year 1983 and Year to Date

	4th Qtr Actions	4th Qtr Dollars (000)	YTD Actions	YTD Dollars (000)	YTD % Actions	YTD % Dollars
Nuclear Regulatory Commission.....	128	12,065	386	41,005	100.000	100.000
TYPE CONTRACTOR						
Bus Concerns	105	9,515	320	30,772	82.902	75.045
Educational & Non-Profit	10	1,496	27	6,408	6.995	15.627
State Loc Gov.....	13	1,054	37	3,502	9.585	8.540
Non-Defined	0	0	2	323	0.518	0.788
METHODS OF PROC						
2 Step	1	20	1	20	0.259	0.049
Other Formal Adv.....	2	15	23	847	5.959	2.066
Neg Comp.....	75	6,994	223	24,329	57.772	59.332
Neg Non-Comp.....	42	4,915	114	13,125	29.534	32.008
Dir For Govs.....	0	0	0	0	0.000	0.000
Tariff or Reg.....	8	121	25	2,684	6.477	6.546
SMALL BUSINESS AWARDS						
Prime.....	51	3,135	140	10,849	36.269	26.458
Total Set-Aside	17	659	32	2,519	8.290	6.143
Partial Set-Aside	0	0	1	-26	0.259	-0.063
LABOR SURPLUS AREA						
Total Set-Aside	0	0	0	0	0.000	0.000
Tie Bid Pref.....	0	0	0	0	0.000	0.000
Tot LSA Sm Set-Aside.....	0	0	0	0	0.000	0.000
SUB-TOTAL	0	0	0	0	0.000	0.000
No Pref Given.....	128	12,065	386	41,005	100.000	100.000
MINORITY & DISADVANT						
Lg Minority.....	0	0	0	0	0.000	0.000
Sm Minority	4	295	7	821	1.813	2.002
8a Minority.....	6	-60	25	1,820	6.477	4.438
SUB-TOTAL	10	235	32	2,641	8.290	6.441
WOMEN OWNED						
	1	40	4	160	1.036	0.390
TYPE OF CONTRACT						
Fixed Price	67	2,948	211	12,954	54.663	31.591
Cost.....	55	8,614	158	27,077	40.415	66.033
Time & Material	5	786	13	1,400	3.368	3.414
Labor Hour	1	-283	6	-426	1.554	-1.039
Multi Year	0	0	0	0	0.000	0.000
SUBJECT TO STAT REQ						
Walsh Healey Mfr.....	27	1,185	73	2,959	18.912	7.216
Walsh Healey Dir.....	1	40	16	898	4.145	2.190
Service Contracts.....	12	124	69	6,955	17.876	16.961
Davis Bacon.....	0	0	0	0	0.000	0.000
Not Subject To	88	10,716	228	30,193	59.067	73.632
KIND OF CONTRACT						
Initial Letter	0	0	1	243	0.259	0.593
Def Superseded Ltr.....	1	2,000	2	2,270	0.518	5.536
Definitive.....	36	3,400	79	7,758	20.466	18.920
Internal Order.....	5	768	9	871	2.332	2.124
Modification.....	60	4,711	203	25,963	52.591	63.317
GSA Schedule.....	26	1,186	90	3,934	23.316	9.594
External Order.....	0	0	1	40	0.259	0.098
Term For Default.....	0	0	0	0	0.000	0.000
Term For Conven.....	0	0	1	-74	0.259	-0.180
PRODUCT OR SERVICE						
Supplies & Equipment	13	332	43	1,999	11.140	4.875
Research & Development.....	27	4,492	68	12,403	17.617	30.248
Construction	0	0	0	0	0.000	0.000
Architect Engineer.....	0	0	0	0	0.000	0.000
Automatic Data Processing Services.....	8	257	29	4,391	7.513	10.708
ADP Equipment, Purchase & Lease.....	13	850	37	1,790	9.585	4.365
Real Property, Purchase & Lease.....	0	0	0	0	0.000	0.000
Other Services.....	67	6,134	209	20,422	54.145	49.804
Consultant Services.....	2	190	6	96	1.554	0.234

OCCUPATIONAL SAFETY & HEALTH REVIEW COMM SNAPSHOT REPORT

Actions Reported in Summary on SF281

Fourth Quarter Fiscal Year 1983

Part I - Total Prime Acquisition Actions

Acquisition Method	Number of Actions	Net Dollar Amount (000)				
		Total	Small Business Concerns	Large Business Concerns	Educational & Non-Profit Institutions	Outside U.S./ Outlying Areas
1. TOTAL (2+7+8).....						
2. Subtotal (3+4+5+6).....						
3. Formally Advertised (Including 2 Step).....						
4. Negotiated Competitive.....						
5. Negotiated Non-Competitive.....						
6. Procurement Under Another Agency's Contracts.....						
6A. GSA Schedules.....						
6B. Another Agency's Contracts.....						
7. Directed Contracts For Foreign Governments.....						
8. Tariff Or Regulated Acquisitions.....						

Part II - Statistics on Selected Types of Acquisition

Type of Acquisition	Number of Actions	Net Dollar Amount (000)
9. Small Business Total Set-Asides.....		
10. Small Business Partial Set-Asides.....		
11. Total Labor Surplus Area Set-Asides.....		
12. Total Labor Surplus Area/Small Business Set-Asides.....		
13. Acquisitions From Minority And Disadvantaged Business Enterprises (13A+13B).....		
13A. Directed To Large Or Small Minority Business Enterprises.....		
13B. Small Business - Disadvantaged 8(A).....		
14. Women-Owned Business.....		

*** FAILED TO REPORT ***

Fourth Quarter Fiscal Year 1983 Year to Date

Part I - Total Prime Acquisition Actions

Acquisition Method	Number of Actions	Net Dollar Amount (000)				
		Total	Small Business Concerns	Large Business Concerns	Educational & Non-Profit Institutions	Outside U.S./ Outlying Areas
1. TOTAL (2+7+8).....						
2. Subtotal (3+4+5+6).....						
3. Formally Advertised (Including 2 Step).....						
4. Negotiated Competitive.....						
5. Negotiated Non-Competitive.....						
6. Procurement Under Another Agency's Contracts.....						
6A. GSA Schedules.....						
6B. Another Agency's Contracts.....						
7. Directed Contracts For Foreign Governments.....						
8. Tariff Or Regulated Acquisitions.....						

Part II - Statistics on Selected Types of Acquisition

Type of Acquisition	Number of Actions	Net Dollar Amount (000)
9. Small Business Total Set-Asides.....		
10. Small Business Partial Set-Asides.....		
11. Total Labor Surplus Area Set-Asides.....		
12. Total Labor Surplus Area/Small Business Set-Asides.....		
13. Acquisitions From Minority And Disadvantaged Business Enterprises (13A+13B).....		
13A. Directed To Large Or Small Minority Business Enterprises.....		
13B. Small Business - Disadvantaged 8(A).....		
14. Women-Owned Business.....		

*** FAILED TO REPORT ***

OCCUPATIONAL SAFETY & HEALTH REVIEW COMM SNAPSHOT REPORT

Actions Reported Individually on SF279

Fourth Quarter Fiscal Year 1983 and Year to Date

	4th Qtr Actions	4th Qtr Dollars (000)	YTD Actions	YTD Dollars (000)	YTD % Actions	YTD % Dollars
Occupational Safety & Health Review Comm.....						
TYPE CONTRACTOR						
Bus Concerns						
Educational & Non-Profit.....						
State Loc Gov.....						
Non-Defined						
METHODS OF PROC						
2 Step						
Other Formal Adv.....						
Neg Comp						
Neg Non-Comp.....						
Dir For Govs						
Tariff or Reg.....						
SMALL BUSINESS AWARDS						
Prime						
Total Set-Aside						
Partial Set-Aside						
LABOR SURPLUS AREA						
Total Set-Aside						
Tie Bid Pref						
Tot LSA Sm Set-Aside.....						
SUB-TOTAL						
No Pref Given						
MINORITY & DISADVANT						
Lg Minority.....						
Sm Minority						
8a Minority.....						
SUB-TOTAL						
WOMEN OWNED.....						
TYPE OF CONTRACT						
Fixed Price						
Cost.....						
Time & Material						
Labor Hour						
Multi Year						
SUBJECT TO STAT REQ						
Walsh Healey Mfr.....						
Walsh Healey Dir.....						
Service Contracts.....						
Davis Bacon.....						
Not Subject To						
KIND OF CONTRACT						
Initial Letter						
Def Supersd Ltr.....						
Definitive.....						
Internal Order.....						
Modification						
GSA Schedule						
External Order.....						
Term For Default.....						
Term For Conven.....						
PRODUCT OR SERVICE						
Supplies & Equipment						
Research & Development.....						
Construction.....						
Architect Engineer.....						
Automatic Data Processing Services.....						
ADP Equipment, Purchase & Lease.....						
Real Property, Purchase & Lease.....						
Other Services.....						
Consultant Services						

*** FAILED TO REPORT ***

OFFICE OF PERSONNEL MANAGEMENT SNAPSHOT REPORT

Actions Reported in Summary on SF281

Fourth Quarter Fiscal Year 1983

Part I - Total Prime Acquisition Actions

Acquisition Method	Number of Actions	Net Dollar Amount (000)				
		Total	Small Business Concerns	Large Business Concerns	Educational & Non-Profit Institutions	Outside U.S./ Outlying Areas
1. TOTAL (2+7+8).....	3,282	4,059				
2. Subtotal (3+4+5+6).....	3,282	4,059	2,185	1,840	34	0
3. Formally Advertised (Including 2 Step).....	6	3	3	0	0	0
4. Negotiated Competitive.....	979	677	423	243	11	0
5. Negotiated Non-Competitive.....	1,687	1,193	957	213	23	0
6. Procurement Under Another Agency's Contracts.....	610	2,186	802	1,384	0	0
6A. GSA Schedules.....	599	2,179	802	1,377	0	0
6B. Another Agency's Contracts.....	11	7	0	7	0	0
7. Directed Contracts For Foreign Governments.....	0	0				
8. Tariff Or Regulated Acquisitions.....	0	0				

Part II - Statistics on Selected Types of Acquisition

Type of Acquisition	Number of Actions	Net Dollar Amount (000)
9. Small Business Total Set-Asides.....	1,563	1,158
10. Small Business Partial Set-Asides.....	0	0
11. Total Labor Surplus Area Set-Asides.....	0	0
12. Total Labor Surplus Area/Small Business Set-Asides.....	0	0
13. Acquisitions From Minority And Disadvantaged Business Enterprises (13A + 13B).....	87	90
13A. Directed To Large Or Small Minority Business Enterprises.....	87	90
13B. Small Business - Disadvantaged 8(A).....	0	0
14. Women-Owned Business.....	88	55

Fourth Quarter Fiscal Year 1983 Year to Date

Part I - Total Prime Acquisition Actions

Acquisition Method	Number of Actions	Net Dollar Amount (000)				
		Total	Small Business Concerns	Large Business Concerns	Educational & Non-Profit Institutions	Outside U.S./ Outlying Areas
1. TOTAL (2+7+8).....	12,785	9,649				
2. Subtotal (3+4+5+6).....	12,777	9,640	5,495	3,940	204	1
3. Formally Advertised (Including 2 Step).....	7	12	3	9	0	0
4. Negotiated Competitive.....	3,884	1,880	1,183	651	46	0
5. Negotiated Non-Competitive.....	6,957	3,748	2,894	695	158	1
6. Procurement Under Another Agency's Contracts.....	1,929	4,000	1,415	2,585	0	0
6A. GSA Schedules.....	1,871	3,945	1,393	2,552	0	0
6B. Another Agency's Contracts.....	58	55	22	33	0	0
7. Directed Contracts For Foreign Governments.....	0	0				
8. Tariff Or Regulated Acquisitions.....	8	9				

Part II - Statistics on Selected Types of Acquisition

Type of Acquisition	Number of Actions	Net Dollar Amount (000)
9. Small Business Total Set-Asides.....	6,451	3,856
10. Small Business Partial Set-Asides.....	14	5
11. Total Labor Surplus Area Set-Asides.....	0	0
12. Total Labor Surplus Area/Small Business Set-Asides.....	8	1
13. Acquisitions From Minority And Disadvantaged Business Enterprises (13A + 13B).....	309	247
13A. Directed To Large Or Small Minority Business Enterprises.....	306	246
13B. Small Business - Disadvantaged 8(A).....	3	1
14. Women-Owned Business.....	316	234

OFFICE OF PERSONNEL MANAGEMENT SNAPSHOT REPORT

Actions Reported Individually on SF279

Fourth Quarter Fiscal Year 1983 and Year to Date

	4th Qtr Actions	4th Qtr Dollars (000)	YTD Actions	YTD Dollars (000)	YTD % Actions	YTD % Dollars
Office of Personnel Management.....	75	3,065	318	278,865	100.000	100.000
TYPE CONTRACTOR						
Bus Concerns	74	2,999	293	78,477	92.138	28.142
Educational & Non-Profit	1	66	25	200,388	7.862	71.858
State Loc Gov.....	0	0	0	0	0.000	0.000
Non-Defined	0	0	0	0	0.000	0.000
METHODS OF PROC						
2 Step	0	0	0	0	0.000	0.000
Other Formal Adv.....	3	45	6	94	1.887	0.034
Neg Comp	63	2,408	165	10,690	51.887	3.833
Neg Non-Comp	7	372	143	267,644	44.969	95.976
Dir For Govs	0	0	0	0	0.000	0.000
Tariff or Reg.....	2	240	4	437	1.258	0.157
SMALL BUSINESS AWARDS						
Prime	28	938	155	17,476	48.742	6.267
Total Set-Aside	3	58	7	113	2.201	0.041
Partial Set-Aside	0	0	0	0	0.000	0.000
LABOR SURPLUS AREA						
Total Set-Aside	0	0	0	0	0.000	0.000
Tie Bid Pref	0	0	0	0	0.000	0.000
Tot LSA Sm Set-Aside	0	0	0	0	0.000	0.000
SUB-TOTAL	0	0	0	0	0.000	0.000
No Pref Given	75	3,065	318	278,865	100.000	100.000
MINORITY & DISADVANT						
Lg Minority	0	0	0	0	0.000	0.000
Sm Minority	4	90	8	279	2.516	0.100
Ba Minority	0	0	3	248	0.943	0.089
SUB-TOTAL	4	90	11	527	3.459	0.189
WOMEN OWNED						
	0	0	4	596	1.258	0.214
TYPE OF CONTRACT						
Fixed Price	75	3,065	317	278,843	99.686	99.992
Cost	0	0	1	22	0.314	0.008
Time & Material	0	0	0	0	0.000	0.000
Labor Hour	0	0	0	0	0.000	0.000
Multi Year	0	0	0	0	0.000	0.000
SUBJECT TO STAT REQ						
Walsh Healey Mfr.....	42	1,998	117	6,668	36.792	2.391
Walsh Healey Dir.....	17	372	24	2,367	7.547	0.849
Service Contracts	4	172	24	3,042	7.547	1.091
Davis Bacon	0	0	0	0	0.000	0.000
Not Subject To	12	523	153	266,788	48.113	95.669
KIND OF CONTRACT						
Initial Letter	0	0	0	0	0.000	0.000
Def Supersd Ltr	0	0	0	0	0.000	0.000
Definitive	6	234	53	4,189	16.667	1.502
Internal Order	3	242	11	1,189	3.459	0.426
Modification	12	485	144	269,370	45.283	96.595
GSA Schedule	54	2,104	110	4,117	34.591	1.476
External Order	0	0	0	0	0.000	0.000
Term For Default	0	0	0	0	0.000	0.000
Term For Conven	0	0	0	0	0.000	0.000
PRODUCT OR SERVICE						
Supplies & Equipment	21	747	30	929	9.434	0.333
Research & Development	0	0	0	0	0.000	0.000
Construction	0	0	0	0	0.000	0.000
Architect Engineer.....	0	0	0	0	0.000	0.000
Automatic Data Processing Services.....	2	62	6	565	1.887	0.203
ADP Equipment, Purchase & Lease	45	1,806	99	7,686	31.132	2.756
Real Property, Purchase & Lease	0	0	0	0	0.000	0.000
Other Services	7	450	183	269,685	57.547	96.708
Consultant Services	1	66	5	625	1.572	0.224

PEACE CORP SNAPSHOT REPORT

Actions Reported in Summary on SF281

Fourth Quarter Fiscal Year 1983

Part I - Total Prime Acquisition Actions

Acquisition Method	Number of Actions	Net Dollar Amount (000)				
		Total	Small Business Concerns	Large Business Concerns	Educational & Non-Profit Institutions	Outside U.S./ Outlying Areas
1. TOTAL (2+7+8).....	4,021	4,603				
2. Subtotal (3+4+5+6).....	4,021	4,603	310	191	496	3,606
3. Formally Advertised (Including 2 Step)	1	45	45	0	0	0
4. Negotiated Competitive.....	1,671	2,182	31	61	11	2,079
5. Negotiated Non-Competitive	2,208	2,237	171	54	485	1,527
6. Procurement Under Another Agency's Contracts.....	141	139	63	76	0	0
6A. GSA Schedules.....	128	134	63	71	0	0
6B. Another Agency's Contracts.....	13	5	0	5	0	0
7. Directed Contracts For Foreign Governments	0	0				
8. Tariff Or Regulated Acquisitions.....	0	0				

Part II - Statistics on Selected Types of Acquisition

Type of Acquisition	Number of Actions	Net Dollar Amount (000)
9. Small Business Total Set-Asides	0	0
10. Small Business Partial Set-Asides	0	0
11. Total Labor Surplus Area Set-Asides	0	0
12. Total Labor Surplus Area/Small Business Set-Asides	0	0
13. Acquisitions From Minority And Disadvantaged Business Enterprises (13A + 13B).....	5	9,000
13A. Directed To Large Or Small Minority Business Enterprises	5	9,000
13B. Small Business - Disadvantaged 8(A)	0	0
14. Women-Owned Business	10	55,000

Fourth Quarter Fiscal Year 1983 Year to Date

Part I - Total Prime Acquisition Actions

Acquisition Method	Number of Actions	Net Dollar Amount (000)				
		Total	Small Business Concerns	Large Business Concerns	Educational & Non-Profit Institutions	Outside U.S./ Outlying Areas
1. TOTAL (2+7+8).....	10,581	10,955				
2. Subtotal (3+4+5+6).....	10,581	10,955	1,024	678	528	8,725
3. Formally Advertised (Including 2 Step)	1	45	45	0	0	0
4. Negotiated Competitive.....	3,761	4,271	122	150	21	3,978
5. Negotiated Non-Competitive	6,312	6,195	735	207	506	4,747
6. Procurement Under Another Agency's Contracts.....	507	444	122	321	1	0
6A. GSA Schedules.....	443	419	119	300	0	0
6B. Another Agency's Contracts.....	64	25	3	21	1	0
7. Directed Contracts For Foreign Governments	0	0				
8. Tariff Or Regulated Acquisitions.....	0	0				

Part II - Statistics on Selected Types of Acquisition

Type of Acquisition	Number of Actions	Net Dollar Amount (000)
9. Small Business Total Set-Asides	0	0
10. Small Business Partial Set-Asides	0	0
11. Total Labor Surplus Area Set-Asides	0	0
12. Total Labor Surplus Area/Small Business Set-Asides	0	0
13. Acquisitions From Minority And Disadvantaged Business Enterprises (13A + 13B).....	12	9,004
13A. Directed To Large Or Small Minority Business Enterprises	12	9,004
13B. Small Business - Disadvantaged 8(A)	0	0
14. Women-Owned Business	43	55,139

PEACE CORP SNAPSHOT REPORT

Actions Reported Individually on SF279

Fourth Quarter Fiscal Year 1983 and Year to Date

	4th Qtr Actions	4th Qtr Dollars (000)	YTD Actions	YTD Dollars (000)	YTD % Actions	YTD % Dollars
Peace Corp.....	52	2,015	170	10,749	100.000	100.000
TYPE CONTRACTOR						
Bus Concerns.....	22	1,191	76	6,841	44.706	63.643
Educational & Non-Profit.....	3	246	10	1,575	5.882	14.653
State Loc Gov.....	0	0	2	644	1.176	5.991
Non-Defined.....	27	578	82	1,689	48.235	15.713
METHODS OF PROC						
2 Step.....	0	0	0	0	0.000	0.000
Other Formal Adv.....	0	0	0	0	0.000	0.000
Neg Comp.....	36	1,519	82	6,666	48.235	62.015
Neg Non-Comp.....	16	496	88	4,083	51.765	37.985
Dir For Gvns.....	0	0	0	0	0.000	0.000
Tariff or Reg.....	0	0	0	0	0.000	0.000
SMALL BUSINESS AWARDS						
Prime.....	18	1,131	60	5,510	35.294	51.261
Total Set-Aside.....	0	0	0	0	0.000	0.000
Partial Set-Aside.....	0	0	0	0	0.000	0.000
LABOR SURPLUS AREA						
Total Set-Aside.....	0	0	0	0	0.000	0.000
Tie Bid Pref.....	0	0	0	0	0.000	0.000
Tot LSA Sm Set-Aside.....	0	0	0	0	0.000	0.000
SUB-TOTAL.....	0	0	0	0	0.000	0.000
No Pref Given.....	52	2,015	170	10,749	100.000	100.000
MINORITY & DISADVANT						
Lg Minority.....	0	0	0	0	0.000	0.000
Sm Minority.....	1	10	1	10	0.588	0.093
8a Minority.....	1	24	7	1,090	4.118	10.140
SUB-TOTAL.....	2	34	8	1,100	4.706	10.234
WOMEN OWNED.....						
	3	72	22	417	12.941	3.879
TYPE OF CONTRACT						
Fixed Price.....	43	1,245	136	4,040	80.000	37.585
Cost.....	8	738	33	6,677	19.412	62.117
Time & Material.....	1	32	1	32	0.588	0.298
Labor Hour.....	0	0	0	0	0.000	0.000
Multi Year.....	5	202	22	1,208	12.941	11.238
SUBJECT TO STAT REQ						
Walsh Healey Mfr.....	7	184	8	204	4.706	1.898
Walsh Healey Dir.....	0	0	4	104	2.353	0.968
Service Contracts.....	0	0	4	163	2.353	1.516
Davis Bacon.....	0	0	0	0	0.000	0.000
Not Subject To.....	45	1,831	154	10,278	90.588	95.618
KIND OF CONTRACT						
Initial Letter.....	0	0	0	0	0.000	0.000
Def Supersd Ltr.....	0	0	1	337	0.588	3.135
Definitive.....	35	1,130	115	5,138	67.647	47.800
Internal Order.....	0	0	0	0	0.000	0.000
Modification.....	11	766	41	5,004	24.118	46.553
GSA Schedule.....	6	119	13	270	7.647	2.512
External Order.....	0	0	0	0	0.000	0.000
Term For Default.....	0	0	0	0	0.000	0.000
Term For Conven.....	0	0	0	0	0.000	0.000
PRODUCT OR SERVICE						
Supplies & Equipment.....	21	519	33	769	19.412	7.154
Research & Development.....	0	0	0	0	0.000	0.000
Construction.....	1	52	1	52	0.588	0.484
Architect Engineer.....	0	0	0	0	0.000	0.000
Automatic Data Processing Services.....	1	16	2	26	1.176	0.242
ADP Equipment, Purchase & Lease.....	1	47	7	980	4.118	9.117
Real Property, Purchase & Lease.....	4	172	21	576	12.353	5.359
Other Services.....	24	1,209	106	8,346	62.353	77.644
Consultant Services.....	0	0	1	25	0.588	0.233

PENNSYLVANIA AVENUE DEVELOPMENT CORP SNAPSHOT REPORT

Actions Reported in Summary on SF281

Fourth Quarter Fiscal Year 1983

Part I - Total Prime Acquisition Actions

Acquisition Method	Number of Actions	Net Dollar Amount (000)				
		Total	Small Business Concerns	Large Business Concerns	Educational & Non-Profit Institutions	Outside U.S./Outlying Areas
1. TOTAL (2+7+8).....	28	67				
2. Subtotal (3+4+5+6).....	28	67	34	32	1	0
3. Formally Advertised (Including 2 Step).....	0	0	0	0	0	0
4. Negotiated Competitive.....	11	53	22	31	0	0
5. Negotiated Non-Competitive.....	17	14	12	1	1	0
6. Procurement Under Another Agency's Contracts.....	0	0	0	0	0	0
6A. GSA Schedules.....	0	0	0	0	0	0
6B. Another Agency's Contracts.....	0	0	0	0	0	0
7. Directed Contracts For Foreign Governments.....	0	0				
8. Tariff Or Regulated Acquisitions.....	0	0				

Part II - Statistics on Selected Types of Acquisition

Type of Acquisition	Number of Actions	Net Dollar Amount (000)
9. Small Business Total Set-Asides.....	0	0
10. Small Business Partial Set-Asides.....	0	0
11. Total Labor Surplus Area Set-Asides.....	0	0
12. Total Labor Surplus Area/Small Business Set-Asides.....	0	0
13. Acquisitions From Minority And Disadvantaged Business Enterprises (13A+13B).....	1	1
13A. Directed To Large Or Small Minority Business Enterprises.....	1	1
13B. Small Business - Disadvantaged 8(A).....	0	0
14. Women-Owned Business.....	1	3

Fourth Quarter Fiscal Year 1983 Year to Date

Part I - Total Prime Acquisition Actions

Acquisition Method	Number of Actions	Net Dollar Amount (000)				
		Total	Small Business Concerns	Large Business Concerns	Educational & Non-Profit Institutions	Outside U.S./Outlying Areas
1. TOTAL (2+7+8).....	128	255				
2. Subtotal (3+4+5+6).....	128	255	115	132	8	0
3. Formally Advertised (Including 2 Step).....	0	0	0	0	0	0
4. Negotiated Competitive.....	22	96	39	57	0	0
5. Negotiated Non-Competitive.....	104	154	76	70	8	0
6. Procurement Under Another Agency's Contracts.....	2	5	0	5	0	0
6A. GSA Schedules.....	2	5	0	5	0	0
6B. Another Agency's Contracts.....	0	0	0	0	0	0
7. Directed Contracts For Foreign Governments.....	0	0				
8. Tariff Or Regulated Acquisitions.....	0	0				

Part II - Statistics on Selected Types of Acquisition

Type of Acquisition	Number of Actions	Net Dollar Amount (000)
9. Small Business Total Set-Asides.....	0	0
10. Small Business Partial Set-Asides.....	0	0
11. Total Labor Surplus Area Set-Asides.....	0	0
12. Total Labor Surplus Area/Small Business Set-Asides.....	0	0
13. Acquisitions From Minority And Disadvantaged Business Enterprises (13A+13B).....	1	1
13A. Directed To Large Or Small Minority Business Enterprises.....	1	1
13B. Small Business - Disadvantaged 8(A).....	0	0
14. Women-Owned Business.....	1	3

PENNSYLVANIA AVENUE DEVELOPMENT CORP SNAPSHOT REPORT

Actions Reported Individually on SF279 Fourth Quarter Fiscal Year 1983 and Year to Date

	4th Qtr Actions	4th Qtr Dollars (000)	YTD Actions	YTD Dollars (000)	YTD % Actions	YTD % Dollars
Pennsylvania Avenue Development Corp	7	6,048	33	11,067	100.000	100.000
TYPE CONTRACTOR						
Bus Concerns	7	6,048	31	10,989	93.939	99.295
Educational & Non-Profit	0	0	0	0	0.000	0.000
State Loc Gov	0	0	2	78	6.061	0.705
Non-Defined	0	0	0	0	0.000	0.000
METHODS OF PROC						
2 Step	0	0	0	0	0.000	0.000
Other Formal Adv	0	0	4	835	12.121	7.545
Neg Comp	3	3,641	4	3,651	12.121	32.990
Neg Non-Comp	4	2,407	25	6,581	75.758	59.465
Dir For Govs	0	0	0	0	0.000	0.000
Tariff or Reg	0	0	0	0	0.000	0.000
SMALL BUSINESS AWARDS						
Prime	4	132	16	1,071	48.485	9.677
Total Set-Aside	0	0	0	0	0.000	0.000
Partial Set-Aside	0	0	0	0	0.000	0.000
LABOR SURPLUS AREA						
Total Set-Aside	0	0	0	0	0.000	0.000
Tie Bid Pref	0	0	0	0	0.000	0.000
Tot LSA Sm Set-Aside	0	0	0	0	0.000	0.000
SUB-TOTAL	0	0	0	0	0.000	0.000
No Pref Given	7	6,048	33	11,067	100.000	100.000
MINORITY & DISADVANT						
Lg Minority	0	0	0	0	0.000	0.000
Sm Minority	0	0	1	540	3.030	4.879
8a Minority	0	0	3	133	9.091	1.202
SUB-TOTAL	0	0	4	673	12.121	6.081
WOMEN OWNED						
.....	1	10	2	65	6.061	0.587
TYPE OF CONTRACT						
Fixed Price	7	6,048	33	11,067	100.000	100.000
Cost	0	0	0	0	0.000	0.000
Time & Material	0	0	0	0	0.000	0.000
Labor Hour	0	0	0	0	0.000	0.000
Multi Year	1	3,537	3	4,277	9.091	38.646
SUBJECT TO STAT REQ						
Walsh Healey Mfr	0	0	0	0	0.000	0.000
Walsh Healey Dir	0	0	0	0	0.000	0.000
Service Contracts	0	0	1	55	3.030	0.497
Davis Bacon	3	3,641	9	5,609	27.273	50.682
Not Subject To	4	2,407	23	5,403	69.697	48.821
KIND OF CONTRACT						
Initial Letter	0	0	0	0	0.000	0.000
Def Supersed Ltr	0	0	0	0	0.000	0.000
Definitive	7	6,048	33	11,067	100.000	100.000
Internal Order	0	0	0	0	0.000	0.000
Modification	0	0	0	0	0.000	0.000
GSA Schedule	0	0	0	0	0.000	0.000
External Order	0	0	0	0	0.000	0.000
Term For Default	0	0	0	0	0.000	0.000
Term For Conven	0	0	0	0	0.000	0.000
PRODUCT OR SERVICE						
Supplies & Equipment	1	2,359	6	3,765	18.182	34.020
Research & Development	0	0	0	0	0.000	0.000
Construction	2	3,631	7	5,575	21.212	50.375
Architect Engineer	0	0	5	1,231	15.152	11.123
Automatic Data Processing Services	0	0	0	0	0.000	0.000
ADP Equipment, Purchase & Lease	0	0	0	0	0.000	0.000
Real Property, Purchase & Lease	0	0	0	0	0.000	0.000
Other Services	4	58	15	496	45.455	4.482
Consultant Services	0	0	9	1,395	27.273	12.605

RAILROAD RETIREMENT BOARD SNAPSHOT REPORT

Actions Reported in Summary on SF281

Fourth Quarter Fiscal Year 1983

Part I - Total Prime Acquisition Actions

Acquisition Method	Number of Actions	Net Dollar Amount (000)				
		Total	Small Business Concerns	Large Business Concerns	Educational & Non-Profit Institutions	Outside U.S./ Outlying Areas
1. TOTAL (2+7+8).....	320	827				
2. Subtotal (3+4+5+6).....	320	827				
3. Formally Advertised (Including 2 Step).....	0	0	497	328	2	0
4. Negotiated Competitive.....	50	78	64	14	0	0
5. Negotiated Non-Competitive.....	193	517	406	109	2	0
6. Procurement Under Another Agency's Contracts.....	77	232	27	205	0	0
6A. GSA Schedules.....	77	232	27	205	0	0
6B. Another Agency's Contracts.....	0	0	0	0	0	0
7. Directed Contracts For Foreign Governments.....	0	0	0	0	0	0
8. Tariff Or Regulated Acquisitions.....	0	0				

Part II - Statistics on Selected Types of Acquisition

Type of Acquisition	Number of Actions	Net Dollar Amount (000)
9. Small Business Total Set-Asides.....	0	0
10. Small Business Partial Set-Asides.....	0	0
11. Total Labor Surplus Area Set-Asides.....	0	0
12. Total Labor Surplus Area/Small Business Set-Asides.....	0	0
13. Acquisitions From Minority And Disadvantaged Business Enterprises (13A + 13B).....	0	0
13A. Directed To Large Or Small Minority Business Enterprises.....	0	0
13B. Small Business - Disadvantaged 8(A).....	0	0
14. Women-Owned Business.....	0	0

Fourth Quarter Fiscal Year 1983 Year to Date

Part I - Total Prime Acquisition Actions

Acquisition Method	Number of Actions	Net Dollar Amount (000)				
		Total	Small Business Concerns	Large Business Concerns	Educational & Non-Profit Institutions	Outside U.S./ Outlying Areas
1. TOTAL (2+7+8).....	1,244	2,251				
2. Subtotal (3+4+5+6).....	1,244	2,251				
3. Formally Advertised (Including 2 Step).....	0	0	1,346	899	6	0
4. Negotiated Competitive.....	162	790	665	125	0	0
5. Negotiated Non-Competitive.....	582	829	608	215	6	0
6. Procurement Under Another Agency's Contracts.....	500	632	73	559	0	0
6A. GSA Schedules.....	500	632	73	559	0	0
6B. Another Agency's Contracts.....	0	0	0	0	0	0
7. Directed Contracts For Foreign Governments.....	0	0	0	0	0	0
8. Tariff Or Regulated Acquisitions.....	0	0				

Part II - Statistics on Selected Types of Acquisition

Type of Acquisition	Number of Actions	Net Dollar Amount (000)
9. Small Business Total Set-Asides.....	0	0
10. Small Business Partial Set-Asides.....	0	0
11. Total Labor Surplus Area Set-Asides.....	0	0
12. Total Labor Surplus Area/Small Business Set-Asides.....	0	0
13. Acquisitions From Minority And Disadvantaged Business Enterprises (13A + 13B).....	0	0
13A. Directed To Large Or Small Minority Business Enterprises.....	0	0
13B. Small Business - Disadvantaged 8(A).....	0	0
14. Women-Owned Business.....	0	0

RAILROAD RETIREMENT BOARD SNAPSHOT REPORT

Actions Reported Individually on SF279
Fourth Quarter Fiscal Year 1983 and Year to Date

	4th Qtr Actions	4th Qtr Dollars (000)	YTD Actions	YTD Dollars (000)	YTD % Actions	YTD % Dollars
Railroad Retirement Board.....	13	1,916	47	4,454	100.000	100.000
TYPE CONTRACTOR						
Bus Concerns.....	13	1,916	46	4,304	97.872	96.632
Educational & Non-Profit.....	0	0	1	150	2.128	3.368
State Loc Gov.....	0	0	0	0	0.000	0.000
Non-Defined.....	0	0	0	0	0.000	0.000
METHODS OF PROC						
2 Step.....	0	0	0	0	0.000	0.000
Other Formal Adv.....	0	0	2	540	4.255	12.124
Neg Comp.....	11	1,866	31	3,264	65.957	73.282
Neg Non-Comp.....	2	50	14	650	29.787	14.594
Dir For Gvs.....	0	0	0	0	0.000	0.000
Tariff or Reg.....	0	0	0	0	0.000	0.000
SMALL BUSINESS AWARDS						
Prime.....	7	225	28	1,670	59.574	37.494
Total Set-Aside.....	0	0	0	0	0.000	0.000
Partial Set-Aside.....	0	0	0	0	0.000	0.000
LABOR SURPLUS AREA						
Total Set-Aside.....	0	0	0	0	0.000	0.000
Tie Bid Pref.....	0	0	0	0	0.000	0.000
Tot LSA Sm Set-Aside.....	0	0	0	0	0.000	0.000
SUB-TOTAL.....	0	0	0	0	0.000	0.000
No Pref Given.....	13	1,916	47	4,454	100.000	100.000
MINORITY & DISADVANT						
Lg Minority.....	0	0	0	0	0.000	0.000
Sm Minority.....	3	165	3	165	6.383	3.705
8a Minority.....	0	0	0	0	0.000	0.000
SUB-TOTAL.....	3	165	3	165	6.383	3.705
WOMEN OWNED						
.....	0	0	0	0	0.000	0.000
TYPE OF CONTRACT						
Fixed Price.....	12	354	44	2,530	93.617	56.803
Cost.....	1	1,562	3	1,924	6.383	43.197
Time & Material.....	0	0	0	0	0.000	0.000
Labor Hour.....	0	0	0	0	0.000	0.000
Multi Year.....	0	0	3	661	6.383	14.841
SUBJECT TO STAT REQ						
Walsh Healey Mfr.....	9	291	24	1,041	51.064	23.372
Walsh Healey Dir.....	1	28	11	834	23.404	18.725
Service Contracts.....	1	10	4	540	8.511	12.124
Davis Bacon.....	0	0	0	0	0.000	0.000
Not Subject To.....	2	1,587	8	2,039	17.021	45.779
KIND OF CONTRACT						
Initial Letter.....	0	0	0	0	0.000	0.000
Def Supersd Ltr.....	0	0	0	0	0.000	0.000
Definitive.....	5	1,647	17	2,585	36.170	58.038
Internal Order.....	0	0	3	574	6.383	12.887
Modification.....	0	0	1	150	2.128	3.368
GSA Schedule.....	8	269	26	1,145	55.319	25.707
External Order.....	0	0	0	0	0.000	0.000
Term For Default.....	0	0	0	0	0.000	0.000
Term For Conven.....	0	0	0	0	0.000	0.000
PRODUCT OR SERVICE						
Supplies & Equipment.....	4	75	12	281	25.532	6.309
Research & Development.....	0	0	0	0	0.000	0.000
Construction.....	0	0	0	0	0.000	0.000
Architect Engineer.....	0	0	0	0	0.000	0.000
Automatic Data Processing Services.....	1	1,562	4	2,279	8.511	51.167
ADP Equipment, Purchase & Lease.....	6	244	16	1,272	34.043	28.559
Real Property, Purchase & Lease.....	0	0	0	0	0.000	0.000
Other Services.....	2	35	15	622	31.915	13.965
Consultant Services.....	2	1,587	4	1,949	8.511	43.758

SECURITIES EXCHANGE COMMISSION SNAPSHOT REPORT

Actions Reported in Summary on SF281

Fourth Quarter Fiscal Year 1983

Part I - Total Prime Acquisition Actions

Acquisition Method	Number of Actions	Net Dollar Amount (000)				
		Total	Small Business Concerns	Large Business Concerns	Educational & Non-Profit Institutions	Outside U.S./ Outlying Areas
1. TOTAL (2 + 7 + 8).....	362	356				
2. Subtotal (3 + 4 + 5 + 6).....	362	356	206	150	0	0
3. Formally Advertised (Including 2 Step).....	0	0	0	0	0	0
4. Negotiated Competitive.....	106	77	56	21	0	0
5. Negotiated Non-Competitive.....	160	117	85	32	0	0
6. Procurement Under Another Agency's Contracts.....	96	162	65	97	0	0
6A. GSA Schedules.....	96	162	65	97	0	0
6B. Another Agency's Contracts.....	0	0	0	0	0	0
7. Directed Contracts For Foreign Governments.....	0	0				
8. Tariff Or Regulated Acquisitions.....	0	0				

Part II - Statistics on Selected Types of Acquisition

Type of Acquisition	Number of Actions	Net Dollar Amount (000)
9. Small Business Total Set-Asides.....	0	0
10. Small Business Partial Set-Asides.....	0	0
11. Total Labor Surplus Area Set-Asides.....	0	0
12. Total Labor Surplus Area/Small Business Set-Asides.....	0	0
13. Acquisitions From Minority And Disadvantaged Business Enterprises (13A + 13B).....	0	0
13A. Directed To Large Or Small Minority Business Enterprises.....	0	0
13B. Small Business - Disadvantaged 8(A).....	0	0
14. Women-Owned Business.....	0	0

Fourth Quarter Fiscal Year 1983 Year to Date

Part I - Total Prime Acquisition Actions

Acquisition Method	Number of Actions	Net Dollar Amount (000)				
		Total	Small Business Concerns	Large Business Concerns	Educational & Non-Profit Institutions	Outside U.S./ Outlying Areas
1. TOTAL (2 + 7 + 8).....	1,383	1,552				
2. Subtotal (3 + 4 + 5 + 6).....	1,383	1,552	708	834	10	0
3. Formally Advertised (Including 2 Step).....	0	0	0	0	0	0
4. Negotiated Competitive.....	445	380	198	182	0	0
5. Negotiated Non-Competitive.....	575	523	264	249	10	0
6. Procurement Under Another Agency's Contracts.....	363	649	246	403	0	0
6A. GSA Schedules.....	363	649	246	403	0	0
6B. Another Agency's Contracts.....	0	0	0	0	0	0
7. Directed Contracts For Foreign Governments.....	0	0				
8. Tariff Or Regulated Acquisitions.....	0	0				

Part II - Statistics on Selected Types of Acquisition

Type of Acquisition	Number of Actions	Net Dollar Amount (000)
9. Small Business Total Set-Asides.....	0	0
10. Small Business Partial Set-Asides.....	0	0
11. Total Labor Surplus Area Set-Asides.....	0	0
12. Total Labor Surplus Area/Small Business Set-Asides.....	0	0
13. Acquisitions From Minority And Disadvantaged Business Enterprises (13A + 13B).....	0	0
13A. Directed To Large Or Small Minority Business Enterprises.....	0	0
13B. Small Business - Disadvantaged 8(A).....	0	0
14. Women-Owned Business.....	0	0

SECURITIES EXCHANGE COMMISSION SNAPSHOT REPORT

Actions Reported Individually on SF279

Fourth Quarter Fiscal Year 1983 and Year to Date

	4th Qtr Actions	4th Qtr Dollars (000)	YTD Actions	YTD Dollars (000)	YTD % Actions	YTD % Dollars
Securities Exchange Commission	22	572	103	2,953	100.000	100.000
TYPE CONTRACTOR						
Bus Concerns	22	572	103	2,953	100.000	100.000
Educational & Non-Profit	0	0	0	0	0.000	0.000
State Loc Gov	0	0	0	0	0.000	0.000
Non-Defined	0	0	0	0	0.000	0.000
METHODS OF PROC						
2 Step	0	0	0	0	0.000	0.000
Other Formal Adv	2	45	3	395	2.913	13.376
Neg Comp	13	272	52	1,307	50.485	44.260
Neg Non-Comp	7	255	48	1,251	46.602	42.364
Dir For Gvns	0	0	0	0	0.000	0.000
Tariff or Reg	0	0	0	0	0.000	0.000
SMALL BUSINESS AWARDS						
Prime	11	381	38	1,344	36.893	45.513
Total Set-Aside	0	0	0	0	0.000	0.000
Partial Set-Aside	0	0	0	0	0.000	0.000
LABOR SURPLUS AREA						
Total Set-Aside	0	0	0	0	0.000	0.000
Tie Bid Pref	0	0	0	0	0.000	0.000
Tot LSA Sm Set-Aside	0	0	0	0	0.000	0.000
SUB-TOTAL	0	0	0	0	0.000	0.000
No Pref Given	22	572	103	2,953	100.000	100.000
MINORITY & DISADVANT						
Lg Minority	0	0	2	29	1.942	0.982
Sm Minority	2	86	5	176	4.854	5.960
8a Minority	1	20	1	20	0.971	0.677
SUB-TOTAL	3	106	8	225	7.767	7.619
WOMEN OWNED						
	1	25	3	65	2.913	2.201
TYPE OF CONTRACT						
Fixed Price	22	572	103	2,953	100.000	100.000
Cost	0	0	0	0	0.000	0.000
Time & Material	0	0	0	0	0.000	0.000
Labor Hour	0	0	0	0	0.000	0.000
Multi Year	0	0	1	15	0.971	0.508
SUBJECT TO STAT REQ						
Walsh Healey Mfr	11	234	34	786	33.010	26.617
Walsh Healey Dir	1	14	17	413	16.505	13.986
Service Contracts	6	258	31	1,370	30.097	46.393
Davis Bacon	0	0	0	0	0.000	0.000
Not Subject To	4	66	21	384	20.388	13.004
KIND OF CONTRACT						
Initial Letter	1	15	4	81	3.883	2.743
Def Supersd Ltr	0	0	0	0	0.000	0.000
Definitive	5	97	34	1,055	33.010	35.726
Internal Order	0	0	0	0	0.000	0.000
Modification	2	166	10	303	9.709	10.261
GSA Schedule	14	294	54	1,345	52.427	45.547
External Order	0	0	1	169	0.971	5.723
Term For Default	0	0	0	0	0.000	0.000
Term For Conven	0	0	0	0	0.000	0.000
PRODUCT OR SERVICE						
Supplies & Equipment	6	93	32	708	31.068	23.976
Research & Development	0	0	0	0	0.000	0.000
Construction	0	0	0	0	0.000	0.000
Architect Engineer	0	0	0	0	0.000	0.000
Automatic Data Processing Services	6	296	22	801	21.359	27.125
ADP Equipment, Purchase & Lease	8	135	18	331	17.476	11.209
Real Property, Purchase & Lease	0	0	0	0	0.000	0.000
Other Services	2	48	31	1,113	30.097	37.680
Consultant Services	2	169	2	169	1.942	5.723

SELECTIVE SERVICE SYSTEM SNAPSHOT REPORT

Actions Reported in Summary on SF281

Fourth Quarter Fiscal Year 1983

Part I - Total Prime Acquisition Actions

Acquisition Method	Number of Actions	Net Dollar Amount (000)				
		Total	Small Business Concerns	Large Business Concerns	Educational & Non-Profit Institutions	Outside U.S./ Outlying Areas
1. TOTAL (2+7+8).....	311	271				
2. Subtotal (3+4+5+6).....	311	271	151	119	1	0
3. Formally Advertised (Including 2 Step).....	0	0	0	0	0	0
4. Negotiated Competitive.....	56	46	34	12	0	0
5. Negotiated Non-Competitive.....	152	85	54	30	1	0
6. Procurement Under Another Agency's Contracts.....	103	140	63	77	0	0
6A. GSA Schedules.....	103	140	63	77	0	0
6B. Another Agency's Contracts.....	0	0	0	0	0	0
7. Directed Contracts For Foreign Governments.....	0	0				
8. Tariff Or Regulated Acquisitions.....	0	0				

Part II - Statistics on Selected Types of Acquisition

Type of Acquisition	Number of Actions	Net Dollar Amount (000)
9. Small Business Total Set-Asides.....	0	0
10. Small Business Partial Set-Asides.....	0	0
11. Total Labor Surplus Area Set-Asides.....	0	0
12. Total Labor Surplus Area/Small Business Set-Asides.....	0	0
13. Acquisitions From Minority And Disadvantaged Business Enterprises (13A + 13B).....	0	0
13A. Directed To Large Or Small Minority Business Enterprises.....	0	0
13B. Small Business - Disadvantaged 8(A).....	0	0
14. Women-Owned Business.....	17	16

Fourth Quarter Fiscal Year 1983 Year to Date

Part I - Total Prime Acquisition Actions

Acquisition Method	Number of Actions	Net Dollar Amount (000)				
		Total	Small Business Concerns	Large Business Concerns	Educational & Non-Profit Institutions	Outside U.S./ Outlying Areas
1. TOTAL (2+7+8).....	1,007	830				
2. Subtotal (3+4+5+6).....	1,007	830	446	380	4	0
3. Formally Advertised (Including 2 Step).....	0	0	0	0	0	0
4. Negotiated Competitive.....	228	179	113	66	0	0
5. Negotiated Non-Competitive.....	519	314	226	84	4	0
6. Procurement Under Another Agency's Contracts.....	260	337	107	230	0	0
6A. GSA Schedules.....	260	337	107	230	0	0
6B. Another Agency's Contracts.....	0	0	0	0	0	0
7. Directed Contracts For Foreign Governments.....	0	0				
8. Tariff Or Regulated Acquisitions.....	0	0				

Part II - Statistics on Selected Types of Acquisition

Type of Acquisition	Number of Actions	Net Dollar Amount (000)
9. Small Business Total Set-Asides.....	0	0
10. Small Business Partial Set-Asides.....	0	0
11. Total Labor Surplus Area Set-Asides.....	0	0
12. Total Labor Surplus Area/Small Business Set-Asides.....	0	0
13. Acquisitions From Minority And Disadvantaged Business Enterprises (13A + 13B).....	2	3
13A. Directed To Large Or Small Minority Business Enterprises.....	1	1
13B. Small Business - Disadvantaged 8(A).....	1	2
14. Women-Owned Business.....	23	19

SELECTIVE SERVICE SYSTEM SNAPSHOT REPORT

Actions Reported Individually on SF279

Fourth Quarter Fiscal Year 1983 and Year to Date

	4th Qtr Actions	4th Qtr Dollars (000)	YTD Actions	YTD Dollars (000)	YTD % Actions	YTD % Dollars
Selective Service System.....	20	478	44	1,018	100.000	100.000
TYPE CONTRACTOR						
Bus Concerns.....	20	478	44	1,018	100.000	100.000
Educational & Non-Profit.....	0	0	0	0	0.000	0.000
State Loc Gov.....	0	0	0	0	0.000	0.000
Non-Defined.....	0	0	0	0	0.000	0.000
METHODS OF PROC						
2 Step.....	0	0	0	0	0.000	0.000
Other Formal Adv.....	0	0	1	18	2.273	1.768
Neg Comp.....	16	341	34	726	77.273	71.316
Neg Non-Comp.....	4	137	9	274	20.455	26.916
Dir For Govs.....	0	0	0	0	0.000	0.000
Tariff or Reg.....	0	0	0	0	0.000	0.000
SMALL BUSINESS AWARDS						
Prime.....	11	213	29	620	65.909	60.904
Total Set-Aside.....	1	47	1	47	2.273	4.617
Partial Set-Aside.....	0	0	0	0	0.000	0.000
LABOR SURPLUS AREA						
Total Set-Aside.....	0	0	0	0	0.000	0.000
Tie Bid Pref.....	0	0	0	0	0.000	0.000
Tot LSA Sm Set-Aside.....	0	0	0	0	0.000	0.000
SUB-TOTAL.....	0	0	0	0	0.000	0.000
No Pref Given.....	20	478	44	1,018	100.000	100.000
MINORITY & DISADVANT						
Lg Minority.....	0	0	0	0	0.000	0.000
Sm Minority.....	0	0	0	0	0.000	0.000
8a Minority.....	0	0	0	0	0.000	0.000
SUB-TOTAL.....	0	0	0	0	0.000	0.000
WOMEN OWNED.....						
0	0	0	0	0	0.000	0.000
TYPE OF CONTRACT						
Fixed Price.....	19	383	42	883	95.455	86.739
Cost.....	0	0	0	0	0.000	0.000
Time & Material.....	0	0	0	0	0.000	0.000
Labor Hour.....	1	95	2	135	4.545	13.261
Multi Year.....	0	0	0	0	0.000	0.000
SUBJECT TO STAT REQ						
Walsh Healey Mfr.....	6	155	12	260	27.273	25.540
Walsh Healey Dir.....	1	47	9	170	20.455	16.699
Service Contracts.....	13	276	23	588	52.273	57.760
Davis Bacon.....	0	0	0	0	0.000	0.000
Not Subject To.....	0	0	0	0	0.000	0.000
KIND OF CONTRACT						
Initial Letter.....	0	0	0	0	0.000	0.000
Def Supersd Ltr.....	0	0	0	0	0.000	0.000
Definitive.....	1	10	1	10	2.273	0.982
Internal Order.....	4	76	14	387	31.818	38.016
Modification.....	5	125	6	165	13.636	16.208
GSA Schedule.....	10	267	23	456	52.273	44.794
External Order.....	0	0	0	0	0.000	0.000
Term For Default.....	0	0	0	0	0.000	0.000
Term For Conven.....	0	0	0	0	0.000	0.000
PRODUCT OR SERVICE						
Supplies & Equipment.....	4	110	5	133	11.364	13.065
Research & Development.....	0	0	0	0	0.000	0.000
Construction.....	0	0	0	0	0.000	0.000
Architect Engineer.....	0	0	0	0	0.000	0.000
Automatic Data Processing Services.....	2	79	2	79	4.545	7.760
ADP Equipment, Purchase & Lease.....	2	42	6	106	13.636	10.413
Real Property, Purchase & Lease.....	0	0	0	0	0.000	0.000
Other Services.....	12	247	31	700	70.455	68.762
Consultant Services.....	0	0	0	0	0.000	0.000

SMALL BUSINESS ADMINISTRATION SNAPSHOT REPORT

Actions Reported in Summary on SF281

Fourth Quarter Fiscal Year 1983

Part I - Total Prime Acquisition Actions

Acquisition Method	Number of Actions	Net Dollar Amount (000)				
		Total	Small Business Concerns	Large Business Concerns	Educational & Non-Profit Institutions	Outside U.S./ Outlying Areas
1. TOTAL (2+7+8).....	0	0				
2. Subtotal (3+4+5+6).....	0	0	0	0	0	0
3. Formally Advertised (Including 2 Step).....	0	0	0	0	0	0
4. Negotiated Competitive.....	0	0	0	0	0	0
5. Negotiated Non-Competitive.....	0	0	0	0	0	0
6. Procurement Under Another Agency's Contracts.....	0	0	0	0	0	0
6A. GSA Schedules.....	0	0	0	0	0	0
6B. Another Agency's Contracts.....	0	0	0	0	0	0
7. Directed Contracts For Foreign Governments.....	0	0				
8. Tariff Or Regulated Acquisitions.....	0	0				

Part II - Statistics on Selected Types of Acquisition

Type of Acquisition	Number of Actions	Net Dollar Amount (000)
9. Small Business Total Set-Asides.....	0	0
10. Small Business Partial Set-Asides.....	0	0
11. Total Labor Surplus Area Set-Asides.....	0	0
12. Total Labor Surplus Area/Small Business Set-Asides.....	0	0
13. Acquisitions From Minority And Disadvantaged Business Enterprises (13A + 13B).....	0	0
13A. Directed To Large Or Small Minority Business Enterprises.....	0	0
13B. Small Business - Disadvantaged 8(A).....	0	0
14. Women-Owned Business.....	0	0

Fourth Quarter Fiscal Year 1983 Year to Date

Part I - Total Prime Acquisition Actions

Acquisition Method	Number of Actions	Net Dollar Amount (000)				
		Total	Small Business Concerns	Large Business Concerns	Educational & Non-Profit Institutions	Outside U.S./ Outlying Areas
1. TOTAL (2+7+8).....	6,469	7,058				
2. Subtotal (3+4+5+6).....	6,429	6,992	1,698	3,874	1,420	0
3. Formally Advertised (Including 2 Step).....	0	0	0	0	0	0
4. Negotiated Competitive.....	689	267	168	99	0	0
5. Negotiated Non-Competitive.....	2,706	2,734	844	483	1,407	0
6. Procurement Under Another Agency's Contracts.....	3,034	3,991	686	3,292	13	0
6A. GSA Schedules.....	2,138	3,648	581	3,060	7	0
6B. Another Agency's Contracts.....	896	343	105	232	6	0
7. Directed Contracts For Foreign Governments.....	0	0				
8. Tariff Or Regulated Acquisitions.....	40	66				

Part II - Statistics on Selected Types of Acquisition

Type of Acquisition	Number of Actions	Net Dollar Amount (000)
9. Small Business Total Set-Asides.....	1,165	1,092
10. Small Business Partial Set-Asides.....	0	0
11. Total Labor Surplus Area Set-Asides.....	0	0
12. Total Labor Surplus Area/Small Business Set-Asides.....	35	44
13. Acquisitions From Minority And Disadvantaged Business Enterprises (13A + 13B).....	31	11
13A. Directed To Large Or Small Minority Business Enterprises.....	29	11
13B. Small Business - Disadvantaged 8(A).....	2	0
14. Women-Owned Business.....	0	0

SMALL BUSINESS ADMINISTRATION SNAPSHOT REPORT

Actions Reported Individually on SF279
Fourth Quarter Fiscal Year 1983 and Year to Date

	4th Qtr Actions	4th Qtr Dollars (000)	YTD Actions	YTD Dollars (000)	YTD % Actions	YTD % Dollars
Small Business Administration.....			206	11,658	100.000	100.000
TYPE CONTRACTOR						
Bus Concerns			200	10,979	97.087	94.176
Educational & Non-Profit			6	679	2.913	5.824
State Loc Gov.....			0	0	0.000	0.000
Non-Defined			0	0	0.000	0.000
METHODS OF PROC						
2 Step			0	0	0.000	0.000
Other Formal Adv.....			0	0	0.000	0.000
Neg Comp			123	5,394	59.709	46.269
Neg Non-Comp			83	6,264	40.291	53.731
Dir For Govs			0	0	0.000	0.000
Tariff or Reg			0	0	0.000	0.000
SMALL BUSINESS AWARDS						
Prime			74	4,983	35.922	42.743
Total Set-Aside			3	182	1.456	1.561
Partial Set-Aside			1	36	0.485	0.309
LABOR SURPLUS AREA						
Total Set-Aside			0	0	0.000	0.000
Tie Bid Pref.....			0	0	0.000	0.000
Tot LSA Sm Set-Aside.....			0	0	0.000	0.000
SUB-TOTAL			0	0	0.000	0.000
No Pref Given.....			206	11,658	100.000	100.000
MINORITY & DISADVANT						
Lg Minority.....			7	220	3.398	1.887
Sm Minority.....			3	221	1.456	1.896
8a Minority.....			22	2,140	10.680	18.356
SUB-TOTAL			32	2,581	15.534	22.139
WOMEN OWNED						
			5	377	2.427	3.234
TYPE OF CONTRACT						
Fixed Price			194	9,590	94.175	82.261
Cost			12	2,068	5.825	17.739
Time & Material			0	0	0.000	0.000
Labor Hour			0	0	0.000	0.000
Multi Year			5	150	2.427	1.287
SUBJECT TO STAT REQ						
Walsh Healey Mfr.....			17	368	8.252	3.157
Walsh Healey Dir.....			16	248	7.767	2.127
Service Contracts.....			7	759	3.398	6.511
Davis Bacon.....			0	0	0.000	0.000
Not Subject To			166	10,283	80.583	88.206
KIND OF CONTRACT						
Initial Letter			0	0	0.000	0.000
Def Supersed Ltr.....			0	0	0.000	0.000
Definitive.....			47	3,454	22.816	29.628
Internal Order			3	134	1.456	1.149
Modification			58	5,938	28.155	50.935
GSA Schedule			96	2,093	46.602	17.953
External Order.....			2	39	0.971	0.335
Term For Default.....			0	0	0.000	0.000
Term For Conven.....			0	0	0.000	0.000
PRODUCT OR SERVICE						
Supplies & Equipment			33	559	16.019	4.795
Research & Development.....			1	41	0.485	0.352
Construction			0	0	0.000	0.000
Architect Engineer.....			0	0	0.000	0.000
Automatic Data Processing Services.....			42	3,926	20.388	33.676
ADP Equipment, Purchase & Lease.....			60	2,754	29.126	23.623
Real Property, Purchase & Lease.....			5	66	2.427	0.566
Other Services.....			65	4,312	31.553	36.987
Consultant Services			4	66	1.942	0.566

*** FAILED TO REPORT ***

SMITHSONIAN INSTITUTION SNAPSHOT REPORT

Actions Reported in Summary on SF281

Fourth Quarter Fiscal Year 1983

Part I - Total Prime Acquisition Actions

Acquisition Method	Number of Actions	Net Dollar Amount (000)				
		Total	Small Business Concerns	Large Business Concerns	Educational & Non-Profit Institutions	Outside U.S./ Outlying Areas
1. TOTAL (2+7+8).....	3,493	3,215				
2. Subtotal (3+4+5+6).....	3,493	3,215	2,758	410	47	0
3. Formally Advertised (Including 2 Step).....	0	0	0	0	0	0
4. Negotiated Competitive.....	2,066	1,365	1,036	282	47	0
5. Negotiated Non-Competitive.....	898	970	842	128	0	0
6. Procurement Under Another Agency's Contracts.....	529	880	880	0	0	0
6A. GSA Schedules.....	455	807	807	0	0	0
6B. Another Agency's Contracts.....	74	73	73	0	0	0
7. Directed Contracts For Foreign Governments.....	0	0				
8. Tariff Or Regulated Acquisitions.....	0	0				

Part II - Statistics on Selected Types of Acquisition

Type of Acquisition	Number of Actions	Net Dollar Amount (000)
9. Small Business Total Set-Asides.....	918	1,429
10. Small Business Partial Set-Asides.....	0	0
11. Total Labor Surplus Area Set-Asides.....	0	0
12. Total Labor Surplus Area/Small Business Set-Asides.....	0	0
13. Acquisitions From Minority And Disadvantaged Business Enterprises (13A+13B).....	124	209
13A. Directed To Large Or Small Minority Business Enterprises.....	124	209
13B. Small Business - Disadvantaged 8(A).....	0	0
14. Women-Owned Business.....	0	0

Fourth Quarter Fiscal Year 1983 Year to Date

Part I - Total Prime Acquisition Actions

Acquisition Method	Number of Actions	Net Dollar Amount (000)				
		Total	Small Business Concerns	Large Business Concerns	Educational & Non-Profit Institutions	Outside U.S./ Outlying Areas
1. TOTAL (2+7+8).....	14,740	10,490				
2. Subtotal (3+4+5+6).....	14,740	10,490	6,506	2,624	210	1,150
3. Formally Advertised (Including 2 Step).....	0	0	0	0	0	0
4. Negotiated Competitive.....	10,150	3,132	2,236	814	82	0
5. Negotiated Non-Competitive.....	3,211	4,991	3,083	630	128	1,150
6. Procurement Under Another Agency's Contracts.....	1,379	2,367	1,187	1,180	0	0
6A. GSA Schedules.....	1,270	2,217	1,105	1,112	0	0
6B. Another Agency's Contracts.....	109	150	82	68	0	0
7. Directed Contracts For Foreign Governments.....	0	0				
8. Tariff Or Regulated Acquisitions.....	0	0				

Part II - Statistics on Selected Types of Acquisition

Type of Acquisition	Number of Actions	Net Dollar Amount (000)
9. Small Business Total Set-Asides.....	2,728	3,973
10. Small Business Partial Set-Asides.....	0	0
11. Total Labor Surplus Area Set-Asides.....	0	0
12. Total Labor Surplus Area/Small Business Set-Asides.....	0	0
13. Acquisitions From Minority And Disadvantaged Business Enterprises (13A+13B).....	477	893
13A. Directed To Large Or Small Minority Business Enterprises.....	396	807
13B. Small Business - Disadvantaged 8(A).....	81	86
14. Women-Owned Business.....	112	118

SMITHSONIAN INSTITUTION SNAPSHOT REPORT

Actions Reported Individually on SF279

Fourth Quarter Fiscal Year 1983 and Year to Date

	4th Qtr Actions	4th Qtr Dollars (000)	YTD Actions	YTD Dollars (000)	YTD % Actions	YTD % Dollars
Smithsonian Institution	180	7,891	415	26,546	100.000	100.000
TYPE CONTRACTOR						
Bus Concerns	170	7,497	389	25,234	93.735	95.058
Educational & Non-Profit	9	384	18	1,132	4.337	4.264
State Loc Gov	1	10	8	180	1.928	0.678
Non-Defined	0	0	0	0	0.000	0.000
METHODS OF PROC						
2 Step	0	0	0	0	0.000	0.000
Other Formal Adv	27	492	74	3,129	17.831	11.787
Neg Comp	99	4,379	215	9,032	51.807	34.024
Neg Non-Comp	54	3,020	119	5,516	28.675	20.779
Dir For Govs	0	0	0	0	0.000	0.000
Tariff or Reg	0	0	7	8,869	1.687	33.410
SMALL BUSINESS AWARDS						
Prime	130	5,903	287	12,176	69.157	45.868
Total Set-Aside	0	0	1	11	0.241	0.041
Partial Set-Aside	0	0	0	0	0.000	0.000
LABOR SURPLUS AREA						
Total Set-Aside	0	0	0	0	0.000	0.000
Tie Bid Pref	0	0	0	0	0.000	0.000
Tot LSA Sm Set-Aside	0	0	0	0	0.000	0.000
SUB-TOTAL	0	0	0	0	0.000	0.000
No Pref Given	180	7,891	415	26,546	100.000	100.000
MINORITY & DISADVANT						
Lg Minority	0	0	0	0	0.000	0.000
Sm Minority	0	0	2	63	0.482	0.237
8a Minority	16	1,673	23	2,135	5.542	8.043
SUB-TOTAL	16	1,673	25	2,198	6.024	8.280
WOMEN OWNED						
.....	5	86	9	171	2.169	0.644
TYPE OF CONTRACT						
Fixed Price	180	7,891	415	26,546	100.000	100.000
Cost	0	0	0	0	0.000	0.000
Time & Material	0	0	0	0	0.000	0.000
Labor Hour	0	0	0	0	0.000	0.000
Multi Year	0	0	0	0	0.000	0.000
SUBJECT TO STAT REQ						
Walsh Healey Mfr	44	1,137	70	2,269	16.867	8.547
Walsh Healey Dir	11	360	108	2,917	26.024	10.988
Service Contracts	15	746	42	2,266	10.120	8.536
Davis Bacon	49	3,809	85	6,866	20.482	25.865
Not Subject To	61	1,839	110	12,228	26.506	46.063
KIND OF CONTRACT						
Initial Letter	0	0	0	0	0.000	0.000
Def Supersd Ltr	0	0	0	0	0.000	0.000
Definitive	90	4,552	219	11,345	52.771	42.737
Internal Order	0	0	0	0	0.000	0.000
Modification	56	2,567	111	3,983	26.747	15.004
GSA Schedule	33	759	82	9,632	19.759	36.284
External Order	1	13	3	1,586	0.723	5.975
Term For Default	0	0	0	0	0.000	0.000
Term For Conven	0	0	0	0	0.000	0.000
PRODUCT OR SERVICE						
Supplies & Equipment	57	1,464	134	3,685	32.289	13.882
Research & Development	0	0	0	0	0.000	0.000
Construction	50	3,819	93	7,000	22.410	26.369
Architect Engineer	4	312	4	312	0.964	1.175
Automatic Data Processing Services	0	0	1	34	0.241	0.128
ADP Equipment, Purchase & Lease	9	268	20	862	4.819	3.247
Real Property, Purchase & Lease	0	0	1	15	0.241	0.057
Other Services	60	2,028	162	14,638	39.036	55.142
Consultant Services	0	0	0	0	0.000	0.000

TENNESSEE VALLEY AUTHORITY SNAPSHOT REPORT

Actions Reported in Summary on SF281

Fourth Quarter Fiscal Year 1983

Part I - Total Prime Acquisition Actions

Acquisition Method	Number of Actions	Net Dollar Amount (000)				
		Total	Small Business Concerns	Large Business Concerns	Educational & Non-Profit Institutions	Outside U.S./ Outlying Areas
1. TOTAL (2+7+8).....	93,270	37,251				
2. Subtotal (3+4+5+6).....	80,856	32,574	20,339	12,106	79	50
3. Formally Advertised (Including 2 Step).....	3,954	6,994	4,122	2,861	9	2
4. Negotiated Competitive.....	12,238	13,681	9,686	3,938	18	39
5. Negotiated Non-Competitive.....	63,961	10,675	6,337	4,277	52	9
6. Procurement Under Another Agency's Contracts.....	703	1,224	194	1,030	0	0
6A. GSA Schedules.....	703	1,224	194	1,030	0	0
6B. Another Agency's Contracts.....	0	0	0	0	0	0
7. Directed Contracts For Foreign Governments.....	0	0				
8. Tariff Or Regulated Acquisitions.....	12,414	4,677				

Part II - Statistics on Selected Types of Acquisition

Type of Acquisition	Number of Actions	Net Dollar Amount (000)
9. Small Business Total Set-Asides.....	38,872	14,380
10. Small Business Partial Set-Asides.....	0	0
11. Total Labor Surplus Area Set-Asides.....	0	0
12. Total Labor Surplus Area/Small Business Set-Asides.....	0	0
13. Acquisitions From Minority And Disadvantaged Business Enterprises (13A + 13B).....	899	754
13A. Directed To Large Or Small Minority Business Enterprises.....	899	754
13B. Small Business - Disadvantaged 8(A).....	0	0
14. Women-Owned Business.....	495	284

Fourth Quarter Fiscal Year 1983 Year to Date

Part I - Total Prime Acquisition Actions

Acquisition Method	Number of Actions	Net Dollar Amount (000)				
		Total	Small Business Concerns	Large Business Concerns	Educational & Non-Profit Institutions	Outside U.S./ Outlying Areas
1. TOTAL (2+7+8).....	337,142	130,804				
2. Subtotal (3+4+5+6).....	288,806	111,837	69,473	41,747	409	208
3. Formally Advertised (Including 2 Step).....	15,194	22,798	13,422	9,345	18	13
4. Negotiated Competitive.....	49,358	50,960	35,991	14,675	127	167
5. Negotiated Non-Competitive.....	221,647	34,056	19,378	14,393	257	28
6. Procurement Under Another Agency's Contracts.....	2,607	4,023	682	3,334	7	0
6A. GSA Schedules.....	2,607	4,023	682	3,334	7	0
6B. Another Agency's Contracts.....	0	0	0	0	0	0
7. Directed Contracts For Foreign Governments.....	0	0				
8. Tariff Or Regulated Acquisitions.....	48,336	18,967				

Part II - Statistics on Selected Types of Acquisition

Type of Acquisition	Number of Actions	Net Dollar Amount (000)
9. Small Business Total Set-Asides.....	128,802	48,842
10. Small Business Partial Set-Asides.....	0	0
11. Total Labor Surplus Area Set-Asides.....	1	7
12. Total Labor Surplus Area/Small Business Set-Asides.....	1	3
13. Acquisitions From Minority And Disadvantaged Business Enterprises (13A + 13B).....	2,869	2,515
13A. Directed To Large Or Small Minority Business Enterprises.....	2,869	2,515
13B. Small Business - Disadvantaged 8(A).....	576	0
14. Women-Owned Business.....	1,620	886

TENNESSEE VALLEY AUTHORITY SNAPSHOT REPORT

Actions Reported Individually on SF279 Fourth Quarter Fiscal Year 1983 and Year to Date

	4th Qtr Actions	4th Qtr Dollars (000)	YTD Actions	YTD Dollars (000)	YTD % Actions	YTD % Dollars
Tennessee Valley Authority.....	1,023	111,993	4,320	239,533	100.000	100.000
TYPE CONTRACTOR						
Bus Concerns	997	109,841	4,227	233,322	97.847	97.407
Educational & Non-Profit	0	0	2	95	0.046	0.040
State Loc Gov.....	16	1,842	53	3,605	1.227	1.505
Non-Defined	10	310	38	2,511	0.880	1.048
METHODS OF PROC						
2 Step	0	0	0	0	0.000	0.000
Other Formal Adv.....	480	67,031	1,884	-24,663	43.611	-10.296
Neg Comp	53	13,326	254	109,228	5.880	45.600
Neg Non-Comp	490	31,636	2,182	154,968	50.509	64.696
Dir For Govs	0	0	0	0	0.000	0.000
Tariff or Reg.....	0	0	0	0	0.000	0.000
SMALL BUSINESS AWARDS						
Prime	459	50,623	1,892	93,060	43.796	38.851
Total Set-Aside	0	0	0	0	0.000	0.000
Partial Set-Aside	0	0	0	0	0.000	0.000
LABOR SURPLUS AREA						
Total Set-Aside	1	59	2	69	0.046	0.029
Tie Bid Pref.....	1	20	3	71	0.069	0.030
Tot LSA Sm Set-Aside.....	1	12	3	89	0.069	0.037
SUB-TOTAL	3	91	8	229	0.185	0.096
No Pref Given.....	1,020	111,902	4,312	239,304	99.815	99.904
MINORITY & DISADVANT						
Lg Minority.....	8	234	8	234	0.185	0.098
Sm Minority	5	93	41	22,006	0.949	9.187
8a Minority.....	1	1,261	6	1,953	0.139	0.815
SUB-TOTAL	14	1,588	55	24,193	1.273	10.100
WOMEN OWNED.....						
	5	441	20	1,460	0.463	0.610
TYPE OF CONTRACT						
Fixed Price	963	97,260	4,047	177,722	93.681	74.195
Cost.....	12	7,946	45	31,009	1.042	12.946
Time & Material	2	62	7	222	0.162	0.093
Labor Hour.....	46	6,725	221	30,580	5.116	12.767
Multi Year	0	0	0	0	0.000	0.000
SUBJECT TO STAT REQ						
Walsh Healey Mfr.....	299	26,013	1,090	102,857	25.231	42.941
Walsh Healey Dir.....	150	4,597	661	21,415	15.301	8.940
Service Contracts.....	0	0	0	0	0.000	0.000
Davis Bacon.....	0	0	0	0	0.000	0.000
Not Subject To	574	81,383	2,569	115,261	59.468	48.119
KIND OF CONTRACT						
Initial Letter	0	0	0	0	0.000	0.000
Def Superseded Ltr.....	0	0	0	0	0.000	0.000
Definitive.....	628	93,806	2,403	335,488	55.625	140.059
Internal Order.....	263	6,560	1,004	29,581	23.241	12.349
Modification.....	132	11,627	913	-125,536	21.134	-52.409
GSA Schedule	0	0	0	0	0.000	0.000
External Order.....	0	0	0	0	0.000	0.000
Term For Default.....	0	0	0	0	0.000	0.000
Term For Conven.....	0	0	0	0	0.000	0.000
PRODUCT OR SERVICE						
Supplies & Equipment	781	51,255	3,303	18,312	76.458	7.645
Research & Development	5	642	9	1,044	0.208	0.436
Construction.....	50	5,039	229	36,788	5.301	15.358
Architect Engineer.....	12	10,235	44	36,144	1.019	15.089
Automatic Data Processing Services.....	2	38	24	2,203	0.556	0.920
ADP Equipment, Purchase & Lease.....	23	1,436	151	9,872	3.495	4.121
Real Property, Purchase & Lease.....	3	480	31	56,665	0.718	23.656
Other Services.....	147	42,868	529	78,505	12.245	32.774
Consultant Services.....	1	35	6	176	0.139	0.073

U.S. INFORMATION AGENCY SNAPSHOT REPORT

Actions Reported in Summary on SF281

Fourth Quarter Fiscal Year 1983

Part I - Total Prime Acquisition Actions

Acquisition Method	Number of Actions	Net Dollar Amount (000)				
		Total	Small Business Concerns	Large Business Concerns	Educational & Non-Profit Institutions	Outside U.S./ Outlying Areas
1. TOTAL (2+7+8).....	8,149	7,254				
2. Subtotal (3+4+5+6).....	8,149	7,254	3,737	3,398	96	23
3. Formally Advertised (Including 2 Step).....	731	617	68	549	0	0
4. Negotiated Competitive.....	1,150	1,532	1,249	282	1	0
5. Negotiated Non-Competitive.....	5,077	2,647	1,888	641	95	23
6. Procurement Under Another Agency's Contracts.....	1,191	2,458	532	1,926	0	0
6A. GSA Schedules.....	937	1,396	530	866	0	0
6B. Another Agency's Contracts.....	254	1,062	2	1,060	0	0
7. Directed Contracts For Foreign Governments.....	0	0				
8. Tariff Or Regulated Acquisitions.....	0	0				

Part II - Statistics on Selected Types of Acquisition

Type of Acquisition	Number of Actions	Net Dollar Amount (000)
9. Small Business Total Set-Asides.....	0	0
10. Small Business Partial Set-Asides.....	0	0
11. Total Labor Surplus Area Set-Asides.....	0	0
12. Total Labor Surplus Area/Small Business Set-Asides.....	105	161
13. Acquisitions From Minority And Disadvantaged Business Enterprises (13A+13B).....	215	897
13A. Directed To Large Or Small Minority Business Enterprises.....	206	857
13B. Small Business - Disadvantaged 8(A).....	9	40
14. Women-Owned Business.....	145	115

Fourth Quarter Fiscal Year 1983 Year to Date

Part I - Total Prime Acquisition Actions

Acquisition Method	Number of Actions	Net Dollar Amount (000)				
		Total	Small Business Concerns	Large Business Concerns	Educational & Non-Profit Institutions	Outside U.S./ Outlying Areas
1. TOTAL (2+7+8).....	26,806	19,630				
2. Subtotal (3+4+5+6).....	26,806	19,630	12,258	7,078	214	80
3. Formally Advertised (Including 2 Step).....	2,350	1,316	355	961	0	0
4. Negotiated Competitive.....	3,585	4,350	3,504	837	5	4
5. Negotiated Non-Competitive.....	18,096	9,400	7,235	1,880	209	76
6. Procurement Under Another Agency's Contracts.....	2,775	4,564	1,164	3,400	0	0
6A. GSA Schedules.....	2,264	3,034	1,067	1,967	0	0
6B. Another Agency's Contracts.....	511	1,530	97	1,433	0	0
7. Directed Contracts For Foreign Governments.....	0	0				
8. Tariff Or Regulated Acquisitions.....	0	0				

Part II - Statistics on Selected Types of Acquisition

Type of Acquisition	Number of Actions	Net Dollar Amount (000)
9. Small Business Total Set-Asides.....	0	0
10. Small Business Partial Set-Asides.....	0	0
11. Total Labor Surplus Area Set-Asides.....	0	0
12. Total Labor Surplus Area/Small Business Set-Asides.....	381	709
13. Acquisitions From Minority And Disadvantaged Business Enterprises (13A+13B).....	423	1,294
13A. Directed To Large Or Small Minority Business Enterprises.....	400	1,211
13B. Small Business - Disadvantaged 8(A).....	23	83
14. Women-Owned Business.....	549	401

U.S. INFORMATION AGENCY SNAPSHOT REPORT

Actions Reported Individually on SF279
Fourth Quarter Fiscal Year 1983 and Year to Date

	4th Qtr Actions	4th Qtr Dollars (000)	YTD Actions	YTD Dollars (000)	YTD % Actions	YTD % Dollars
U.S. Information Agency.....	337	17,375	698	40,584	100.000	100.000
TYPE CONTRACTOR						
Bus Concerns.....	332	13,576	679	31,957	97.278	78.743
Educational & Non-Profit.....	0	0	9	1,919	1.289	4.728
State Loc Gov.....	0	0	1	320	0.143	0.788
Non-Defined.....	5	3,799	9	6,388	1.289	15.740
METHODS OF PROC						
2 Step.....	0	0	0	0	0.000	0.000
Other Formal Adv.....	24	650	87	3,796	12.464	9.353
Neg Comp.....	218	11,140	366	17,871	52.436	44.035
Neg Non-Comp.....	88	5,103	202	14,904	28.940	36.724
Dir For Govs.....	0	0	0	0	0.000	0.000
Tariff or Reg.....	7	482	43	4,013	6.160	9.888
SMALL BUSINESS AWARDS						
Prime.....	103	5,301	219	9,609	31.375	23.677
Total Set-Aside.....	20	1,259	33	1,944	4.728	4.790
Partial Set-Aside.....	0	0	0	0	0.000	0.000
LABOR SURPLUS AREA						
Total Set-Aside.....	0	0	8	177	1.146	0.436
Tie Bid Pref.....	0	0	0	0	0.000	0.000
Tot LSA Sm Set-Aside.....	2	36	9	158	1.289	0.389
SUB-TOTAL.....	2	36	17	335	2.436	0.825
No Pref Given.....	335	17,339	681	40,249	97.564	99.175
MINORITY & DISADVANT						
Lg Minority.....	101	3,974	124	4,853	17.765	11.958
Sm Minority.....	2	79	6	191	0.860	0.471
Ba Minority.....	6	383	21	1,064	3.009	2.622
SUB-TOTAL.....	109	4,436	151	6,108	21.633	15.050
WOMEN OWNED						
.....	8	350	18	928	2.579	2.287
TYPE OF CONTRACT						
Fixed Price.....	331	15,604	676	35,382	96.848	87.182
Cost.....	2	1,545	12	4,656	1.719	11.473
Time & Material.....	1	85	2	319	0.287	0.786
Labor Hour.....	3	141	8	227	1.146	0.559
Multi Year.....	115	7,064	151	8,973	21.633	22.110
SUBJECT TO STAT REQ						
Walsh Healey Mfr.....	253	9,053	425	15,799	60.888	38.929
Walsh Healey Dir.....	52	2,882	125	6,576	17.908	16.203
Service Contracts.....	9	471	44	2,005	6.304	4.940
Davis Bacon.....	0	0	2	1,116	0.287	2.750
Not Subject To.....	23	4,969	102	15,088	14.613	37.177
KIND OF CONTRACT						
Initial Letter.....	3	936	4	2,036	0.573	5.017
Def Superseded Ltr.....	1	11	3	363	0.430	0.894
Definitive.....	30	3,852	88	7,401	12.607	18.236
Internal Order.....	47	3,237	178	12,072	25.501	29.746
Modification.....	20	1,392	57	5,389	8.166	13.279
GSA Schedule.....	112	3,513	209	7,772	29.943	19.150
External Order.....	124	4,434	159	5,551	22.779	13.678
Term For Default.....	0	0	0	0	0.000	0.000
Term For Conven.....	0	0	0	0	0.000	0.000
PRODUCT OR SERVICE						
Supplies & Equipment.....	186	5,826	374	13,489	53.582	33.237
Research & Development.....	0	0	0	0	0.000	0.000
Construction.....	2	1,181	6	2,383	0.860	5.872
Architect Engineer.....	0	0	0	0	0.000	0.000
Automatic Data Processing Services.....	0	0	6	194	0.860	0.478
ADP Equipment, Purchase & Lease.....	112	4,633	150	6,356	21.490	15.661
Real Property, Purchase & Lease.....	4	946	5	1,266	0.716	3.119
Other Services.....	33	4,789	157	16,896	22.493	41.632
Consultant Services.....	0	0	2	74	0.287	0.182

US ARMS CONTROL & DISARMAMENTS AGENCY SNAPSHOT REPORT

Actions Reported in Summary on SF281

Fourth Quarter Fiscal Year 1983

Part I - Total Prime Acquisition Actions

Acquisition Method	Number of Actions	Net Dollar Amount (000)				
		Total	Small Business Concerns	Large Business Concerns	Educational & Non-Profit Institutions	Outside U.S./ Outlying Areas
1. TOTAL (2+7+8).....	31	84				
2. Subtotal (3+4+5+6).....	31	84	74	10	0	0
3. Formally Advertised (Including 2 Step).....	0	0	0	0	0	0
4. Negotiated Competitive.....	1	3	3	0	0	0
5. Negotiated Non-Competitive.....	29	80	71	9	0	0
6. Procurement Under Another Agency's Contracts.....	1	1	0	1	0	0
6A. GSA Schedules.....	1	1	0	1	0	0
6B. Another Agency's Contracts.....	0	0	0	0	0	0
7. Directed Contracts For Foreign Governments.....	0	0				
8. Tariff Or Regulated Acquisitions.....	0	0				

Part II - Statistics on Selected Types of Acquisition

Type of Acquisition	Number of Actions	Net Dollar Amount (000)
9. Small Business Total Set-Asides.....	0	0
10. Small Business Partial Set-Asides.....	0	0
11. Total Labor Surplus Area Set-Asides.....	0	0
12. Total Labor Surplus Area/Small Business Set-Asides.....	0	0
13. Acquisitions From Minority And Disadvantaged Business Enterprises (13A+13B).....	0	0
13A. Directed To Large Or Small Minority Business Enterprises.....	0	0
13B. Small Business - Disadvantaged 8(A).....	0	0
14. Women-Owned Business.....	0	0

Fourth Quarter Fiscal Year 1983 Year to Date

Part I - Total Prime Acquisition Actions

Acquisition Method	Number of Actions	Net Dollar Amount (000)				
		Total	Small Business Concerns	Large Business Concerns	Educational & Non-Profit Institutions	Outside U.S./ Outlying Areas
1. TOTAL (2+7+8).....	75	192				
2. Subtotal (3+4+5+6).....	75	192	123	66	3	0
3. Formally Advertised (Including 2 Step).....	0	0	0	0	0	0
4. Negotiated Competitive.....	1	3	3	0	0	0
5. Negotiated Non-Competitive.....	62	179	118	58	3	0
6. Procurement Under Another Agency's Contracts.....	12	10	2	8	0	0
6A. GSA Schedules.....	12	10	2	8	0	0
6B. Another Agency's Contracts.....	0	0	0	0	0	0
7. Directed Contracts For Foreign Governments.....	0	0				
8. Tariff Or Regulated Acquisitions.....	0	0				

Part II - Statistics on Selected Types of Acquisition

Type of Acquisition	Number of Actions	Net Dollar Amount (000)
9. Small Business Total Set-Asides.....	9	37
10. Small Business Partial Set-Asides.....	0	0
11. Total Labor Surplus Area Set-Asides.....	0	0
12. Total Labor Surplus Area/Small Business Set-Asides.....	0	0
13. Acquisitions From Minority And Disadvantaged Business Enterprises (13A+13B).....	1	0
13A. Directed To Large Or Small Minority Business Enterprises.....	1	0
13B. Small Business - Disadvantaged 8(A).....	0	0
14. Women-Owned Business.....	0	0

US ARMS CONTROL & DISARMAMENTS AGENCY SNAPSHOT REPORT

**Actions Reported Individually on SF279
Fourth Quarter Fiscal Year 1983 and Year to Date**

	4th Qtr Actions	4th Qtr Dollars (000)	YTD Actions	YTD Dollars (000)	YTD % Actions	YTD % Dollars
US Arms Control & Disarmaments Agency	10	509	16	1,057	100.000	100.000
TYPE CONTRACTOR						
Bus Concerns	7	398	13	946	81.250	89.499
Educational & Non-Profit	3	111	3	111	18.750	10.501
State Loc Gov	0	0	0	0	0.000	0.000
Non-Defined	0	0	0	0	0.000	0.000
METHODS OF PROC						
2 Step	0	0	0	0	0.000	0.000
Other Formal Adv	0	0	0	0	0.000	0.000
Neg Comp	5	166	5	166	31.250	15.705
Neg Non-Comp	5	343	11	891	68.750	84.295
Dir For Govs	0	0	0	0	0.000	0.000
Tariff or Reg	0	0	0	0	0.000	0.000
SMALL BUSINESS AWARDS						
Prim	5	301	10	549	62.500	51.939
Total Set-Aside	0	0	0	0	0.000	0.000
Partial Set-Aside	0	0	0	0	0.000	0.000
LABOR SURPLUS AREA						
Total Set-Aside	0	0	0	0	0.000	0.000
Tie Bid Pref	0	0	0	0	0.000	0.000
Tot LSA Sm Set-Aside	0	0	0	0	0.000	0.000
SUB-TOTAL	0	0	0	0	0.000	0.000
No Pref Given	10	509	16	1,057	100.000	100.000
MINORITY & DISADVANT						
Lg Minority	0	0	0	0	0.000	0.000
Sm Minority	0	0	0	0	0.000	0.000
8a Minority	0	0	0	0	0.000	0.000
SUB-TOTAL	0	0	0	0	0.000	0.000
WOMEN OWNED						
.....	0	0	0	0	0.000	0.000
TYPE OF CONTRACT						
Fixed Price	2	97	3	197	18.750	18.638
Cost	8	412	10	520	62.500	49.196
Time & Material	0	0	3	340	18.750	32.167
Labor Hour	0	0	0	0	0.000	0.000
Multi Year	0	0	1	300	6.250	28.382
SUBJECT TO STAT REQ						
Walsh Healey Mfr	2	97	2	97	12.500	9.177
Walsh Healey Dir	0	0	0	0	0.000	0.000
Service Contracts	0	0	3	340	18.750	32.167
Davis Bacon	0	0	0	0	0.000	0.000
Not Subject To	8	412	11	620	68.750	58.657
KIND OF CONTRACT						
Initial Letter	0	0	0	0	0.000	0.000
Def Superseded Ltr	0	0	0	0	0.000	0.000
Definitive	1	37	3	208	18.750	19.678
Internal Order	3	69	6	409	37.500	38.694
Modification	4	306	5	343	31.250	32.450
GSA Schedule	2	97	2	97	12.500	9.177
External Order	0	0	0	0	0.000	0.000
Term For Default	0	0	0	0	0.000	0.000
Term For Conven	0	0	0	0	0.000	0.000
PRODUCT OR SERVICE						
Supplies & Equipment	0	0	0	0	0.000	0.000
Research & Development	3	224	4	261	25.000	24.693
Construction	0	0	0	0	0.000	0.000
Architect Engineer	0	0	0	0	0.000	0.000
Automatic Data Processing Services	0	0	3	340	18.750	32.167
ADP Equipment, Purchase & Lease	2	97	2	97	12.500	9.177
Real Property, Purchase & Lease	0	0	0	0	0.000	0.000
Other Services	5	188	7	359	43.750	33.964
Consultant Services	0	0	0	0	0.000	0.000

VETERANS ADMINISTRATION SNAPSHOT REPORT

Actions Reported in Summary on SF281

Fourth Quarter Fiscal Year 1983

Part I - Total Prime Acquisition Actions

Acquisition Method	Number of Actions	Net Dollar Amount (000)				
		Total	Small Business Concerns	Large Business Concerns	Educational & Non-Profit Institutions	Outside U.S./ Outlying Areas
1. TOTAL (2+7+8).....	501,452	271,066				
2. Subtotal (3+4+5+6).....	500,789	268,851	106,467	157,597	4,359	428
3. Formally Advertised (Including 2 Step).....	2,102	4,415	3,241	1,103	45	26
4. Negotiated Competitive.....	54,546	44,153	27,317	16,651	128	57
5. Negotiated Non-Competitive.....	346,006	130,832	57,542	69,257	3,693	340
6. Procurement Under Another Agency's Contracts.....	98,135	89,451	18,367	70,586	493	5
6A. GSA Schedules.....	95,437	86,999	17,015	69,910	70	4
6B. Another Agency's Contracts.....	2,698	2,452	1,352	676	423	1
7. Directed Contracts For Foreign Governments.....	0	0				
8. Tariff Or Regulated Acquisitions.....	663	2,215				

Part II - Statistics on Selected Types of Acquisition

Type of Acquisition	Number of Actions	Net Dollar Amount (000)
9. Small Business Total Set-Asides.....	75,926	31,396
10. Small Business Partial Set-Asides.....	122	265
11. Total Labor Surplus Area Set-Asides.....	19,862	9,827
12. Total Labor Surplus Area/Small Business Set-Asides.....	28,570	13,013
13. Acquisitions From Minority And Disadvantaged Business Enterprises (13A+13B).....	8,143	3,506
13A. Directed To Large Or Small Minority Business Enterprises.....	8,127	3,428
13B. Small Business - Disadvantaged 8(A).....	16	78
14. Women-Owned Business.....	5,767	2,839

Fourth Quarter Fiscal Year 1983 Year to Date

Part I - Total Prime Acquisition Actions

Acquisition Method	Number of Actions	Net Dollar Amount (000)				
		Total	Small Business Concerns	Large Business Concerns	Educational & Non-Profit Institutions	Outside U.S./ Outlying Areas
1. TOTAL (2+7+8).....	1,898,178	973,724				
2. Subtotal (3+4+5+6).....	1,895,242	965,949	385,446	565,820	14,059	624
3. Formally Advertised (Including 2 Step).....	10,962	19,347	12,856	6,364	94	33
4. Negotiated Competitive.....	219,260	163,687	104,892	58,393	271	131
5. Negotiated Non-Competitive.....	1,300,808	456,736	207,148	236,943	12,195	450
6. Procurement Under Another Agency's Contracts.....	364,212	326,179	60,550	264,120	1,499	10
6A. GSA Schedules.....	354,269	313,117	54,224	258,494	395	4
6B. Another Agency's Contracts.....	9,943	13,062	6,326	5,626	1,104	6
7. Directed Contracts For Foreign Governments.....	18	42				
8. Tariff Or Regulated Acquisitions.....	2,918	7,733				

Part II - Statistics on Selected Types of Acquisition

Type of Acquisition	Number of Actions	Net Dollar Amount (000)
9. Small Business Total Set-Asides.....	295,742	113,478
10. Small Business Partial Set-Asides.....	501	1,153
11. Total Labor Surplus Area Set-Asides.....	80,556	37,523
12. Total Labor Surplus Area/Small Business Set-Asides.....	107,856	42,608
13. Acquisitions From Minority And Disadvantaged Business Enterprises (13A+13B).....	33,028	15,794
13A. Directed To Large Or Small Minority Business Enterprises.....	32,949	15,412
13B. Small Business - Disadvantaged 8(A).....	79	382
14. Women-Owned Business.....	22,435	9,186

VETERANS ADMINISTRATION SNAPSHOT REPORT

Actions Reported Individually on SF279

Fourth Quarter Fiscal Year 1983 and Year to Date

	4th Qtr Actions	4th Qtr Dollars (000)	YTD Actions	YTD Dollars (000)	YTD % Actions	YTD % Dollars
Veterans Administration.....	10,057	687,586	35,488	1,660,740	100.000	100.000
TYPE CONTRACTOR						
Bus Concerns	9,627	669,731	33,768	1,587,303	95.153	95.578
Educational & Non-Profit	217	8,730	882	30,454	2.485	1.834
State Loc Gov.....	206	8,815	820	42,280	2.311	2.546
Non-Defined	7	310	18	703	0.051	0.042
METHODS OF PROC						
2 Step	11	31,134	14	31,276	0.039	1.883
Other Formal Adv.....	811	201,142	3,173	400,930	8.941	24.142
Neg Comp	3,056	248,782	8,056	539,943	22.701	32.512
Neg Non-Comp	5,577	169,702	21,785	541,712	61.387	32.619
Dir For Govs	0	0	0	0	0.000	0.000
Tariff or Reg.....	602	36,826	2,460	146,879	6.932	8.844
SMALL BUSINESS AWARDS						
Prime	5,731	233,238	19,285	650,686	54.342	39.180
Total Set-Aside	943	92,957	2,880	214,672	8.115	12.926
Partial Set-Aside	68	1,620	240	4,527	0.676	0.273
LABOR SURPLUS AREA						
Total Set-Aside	38	65,179	191	96,562	0.538	5.814
Tie Bid Pref.....	0	0	0	0	0.000	0.000
Tot LSA Sm Set-Aside.....	326	36,200	1,057	93,239	2.978	5.614
SUB-TOTAL	364	101,379	1,248	189,801	3.517	11.429
No Pref Given.....	9,693	586,207	34,240	1,470,939	96.483	88.571
MINORITY & DISADVANT						
Lg Minority.....	9	122	39	753	0.110	0.045
Sm Minority	253	12,689	798	34,696	2.249	2.089
8a Minority.....	157	32,416	472	74,843	1.330	4.507
SUB-TOTAL	419	45,227	1,309	110,292	3.689	6.641
WOMEN OWNED	217	14,258	699	28,331	1.970	1.706
TYPE OF CONTRACT						
Fixed Price	10,012	683,491	35,316	1,644,206	99.515	99.004
Cost.....	37	3,530	137	15,442	0.386	0.930
Time & Material	2	68	11	406	0.031	0.024
Labor Hour	6	497	24	686	0.068	0.041
Multi Year	844	29,777	1,209	41,737	3.407	2.513
SUBJECT TO STAT REQ						
Walsh Healey Mfr.....	2,566	172,094	8,237	422,471	23.211	25.439
Walsh Healey Dir.....	951	17,449	2,108	50,492	5.940	3.040
Service Contracts	3,539	43,697	14,861	184,561	41.876	11.113
Davis Bacon.....	1,493	381,144	4,356	722,049	12.275	43.478
Not Subject To	1,508	73,202	5,926	281,167	16.699	16.930
KIND OF CONTRACT						
Initial Letter	9	1,910	20	2,582	0.056	0.155
Def Supersed Ltr.....	2	38	7	127	0.020	0.008
Definitive	2,425	501,307	8,151	1,064,173	22.968	64.078
Internal Order.....	6,022	149,931	21,815	467,555	61.471	28.153
Modification	789	7,044	2,838	21,528	7.997	1.296
GSA Schedule	627	16,041	1,838	56,633	5.179	3.410
External Order.....	181	11,840	798	51,950	2.249	3.128
Term For Default.....	0	0	11	-810	0.031	-0.049
Term For Conven	2	-525	10	-2,998	0.028	-0.181
PRODUCT OR SERVICE						
Supplies & Equipment	2,956	168,813	10,565	461,790	29.771	27.806
Research & Development	12	444	45	1,644	0.127	0.099
Construction	1,531	385,650	4,466	730,217	12.585	43.969
Architect Engineer.....	167	8,416	545	33,102	1.536	1.993
Automatic Data Processing Services.....	11	324	40	2,795	0.113	0.168
ADP Equipment, Purchase & Lease.....	905	29,639	1,078	36,352	3.038	2.189
Real Property, Purchase & Lease.....	27	263	140	1,511	0.394	0.091
Other Services.....	4,448	94,037	18,609	393,329	52.437	23.684
Consultant Services	24	770	81	3,788	0.228	0.228

WATER RESOURCES COUNCIL SNAPSHOT REPORT

Actions Reported in Summary on SF281

Fourth Quarter Fiscal Year 1983

Part I - Total Prime Acquisition Actions

Acquisition Method	Number of Actions	Net Dollar Amount (000)				
		Total	Small Business Concerns	Large Business Concerns	Educational & Non-Profit Institutions	Outside U.S./ Outlying Areas
1. TOTAL (2+7+8).....						
2. Subtotal (3+4+5+6).....						
3. Formally Advertised (Including 2 Step)						
4. Negotiated Competitive.....						
5. Negotiated Non-Competitive						
6. Procurement Under Another Agency's Contracts.....						
6A. GSA Schedules.....						
6B. Another Agency's Contracts.....						
7. Directed Contracts For Foreign Governments						
8. Tariff Or Regulated Acquisitions.....						

Part II - Statistics on Selected Types of Acquisition

Type of Acquisition	Number of Actions	Net Dollar Amount (000)
9. Small Business Total Set-Asides		
10. Small Business Partial Set-Asides.....		
11. Total Labor Surplus Area Set-Asides.....		
12. Total Labor Surplus Area/Small Business Set-Asides		
13. Acquisitions From Minority And Disadvantaged Business Enterprises (13A+13B).....		
13A. Directed To Large Or Small Minority Business Enterprises.....		
13B. Small Business - Disadvantaged 8(A)		
14. Women-Owned Business.....		

*** FAILED TO REPORT ***

Fourth Quarter Fiscal Year 1983 Year to Date

Part I - Total Prime Acquisition Actions

Acquisition Method	Number of Actions	Net Dollar Amount (000)				
		Total	Small Business Concerns	Large Business Concerns	Educational & Non-Profit Institutions	Outside U.S./ Outlying Areas
1. TOTAL (2+7+8).....						
2. Subtotal (3+4+5+6).....						
3. Formally Advertised (Including 2 Step)						
4. Negotiated Competitive.....						
5. Negotiated Non-Competitive						
6. Procurement Under Another Agency's Contracts.....						
6A. GSA Schedules.....						
6B. Another Agency's Contracts.....						
7. Directed Contracts For Foreign Governments						
8. Tariff Or Regulated Acquisitions.....						

Part II - Statistics on Selected Types of Acquisition

Type of Acquisition	Number of Actions	Net Dollar Amount (000)
9. Small Business Total Set-Asides		
10. Small Business Partial Set-Asides.....		
11. Total Labor Surplus Area Set-Asides.....		
12. Total Labor Surplus Area/Small Business Set-Asides		
13. Acquisitions From Minority And Disadvantaged Business Enterprises (13A+13B).....		
13A. Directed To Large Or Small Minority Business Enterprises.....		
13B. Small Business - Disadvantaged 8(A)		
14. Women-Owned Business.....		

*** FAILED TO REPORT ***

WATER RESOURCES COUNCIL SNAPSHOT REPORT

Actions Reported Individually on SF279 Fourth Quarter Fiscal Year 1983 and Year to Date

	4th Qtr Actions	4th Qtr Dollars (000)	YTD Actions	YTD Dollars (000)	YTD % Actions	YTD % Dollars
Water Resources Council						
TYPE CONTRACTOR						
Bus Concerns						
Educational & Non-Profit						
State Loc Gov						
Non-Defined						
METHODS OF PROC						
2 Step						
Other Formal Adv						
Neg Comp						
Neg Non-Comp						
Dir For Govs						
Tariff or Reg						
SMALL BUSINESS AWARDS						
Prime						
Total Set-Aside						
Partial Set-Aside						
LABOR SURPLUS AREA						
Total Set-Aside						
Tie Bid Pref						
Tot LSA Sm Set-Aside						
SUB-TOTAL						
No Pref Given						
MINORITY & DISADVANT						
Lg Minority						
Sm Minority						
8a Minority						
SUB-TOTAL						
WOMEN OWNED						
TYPE OF CONTRACT						
Fixed Price						
Cost						
Time & Material						
Labor Hour						
Multi Year						
SUBJECT TO STAT REQ						
Walsh Healey Mfr						
Walsh Healey Dir						
Service Contracts						
Davis Bacon						
Not Subject To						
KIND OF CONTRACT						
Initial Letter						
Def Supersd Ltr						
Definitive						
Internal Order						
Modification						
GSA Schedule						
External Order						
Term For Default						
Term For Conven						
PRODUCT OR SERVICE						
Supplies & Equipment						
Research & Development						
Construction						
Architect Engineer						
Automatic Data Processing Services						
ADP Equipment, Purchase & Lease						
Real Property, Purchase & Lease						
Other Services						
Consultant Services						

*** FAILED TO REPORT ***