


Federal Procurement Data System




Federal Procurement Report


Fiscal Year 1997 through
Fourth Quarter

(October 1, 1996 through
September 30, 1997)

Prepared by
U.S. General Services Administration
Governmentwide Information Systems Division
Federal Procurement Data Center
Executive Agent for
Office of Management and Budget
Office of Federal Procurement Policy



Now on CD-ROM!



This Federal Procurement Report contains summary data on Federal procurements in Fiscal Year 1997. You can now obtain detailed information on some 400,000 individual Federal contract actions valued over \$25,000 on a new CD-ROM available from GSA's Governmentwide Information Systems Division.

With the CD-ROM you can search these contract records by:

- Four-digit SIC code
- Product/service code
- Agency name
- Agency's State
- Contractor name
- Contractor's State
- Type of contractor
- Action date (month or year)
- Performance State
- Preference

The search engine allows you to type in search criteria or to choose from

thousands of listed options. You highlight the words and/or numbers you want to search by; the search engine will search combinations of your choices and find the contract information.

You can find out which Federal agencies are buying your kind of product or service, identify your competitors, view the values of their contracts, assess the potential size of your market and target your marketing efforts.

Listed contracts had a total value of over \$170 billion in Fiscal Year 1997.

The CD-ROM with FY 1997 data will be available in March and will cost \$60. FY94, FY95, and FY96 data are available for \$40 each or \$100 for the three years. Just fill out the coupon below and send it with your check or credit card information, or you may charge your order by fax or phone.

To run the CD-ROM, you'll need 8 megabytes of RAM, a CD-ROM drive, and a Windows environment. The CD-ROM may be used on Macintosh computers that run SoftWindows.

Note: For information on custom searches of database, record your name, telephone number and nature of call on (800) 669-8331.



U.S. General Services Administration
Office of Governmentwide Policy

Now on CD-ROM: Federal Procurement Data CD-ROM

(Name)

(Street or PO Box)

(Additional address line)

(City, State, ZIP)

(Daytime phone, incl. area code)

Check payable to GSA

VISA

MasterCard

(Card number)

(Expiration date)

(Cardholder's signature)

Yes, I wish to order:

copies, FY 97 @ \$60 each
(available in March, 1998)

copies, FY 1994, 95, or 96
@ \$40 each

copies, FY 94 - FY 96
@ \$100 each

Mail to:

GSA/MVS
300 Seventh St., SW
Reporters Bldg., Room 101
Washington, DC 20407

Phone: 202-708-5126

Fax: 202-401-8233

FOREWORD

Public Law 93-400 requires that the Office of Management and Budget (OMB), Office of Federal Procurement Policy (OFPP), "...establish a system for collecting, developing, and disseminating the procurement data which takes into account the needs of the Congress, the executive branch, and the public sector." Under the guidance of OFPP, design of the Federal Procurement Data System was completed in early 1978 and data collection began October 1, 1978. The Federal Procurement Data Center was established to operate the system. The Center provides a central point to respond to the requirements of the legislative, executive, and judicial branches of the Government as well as the private sector.

The Federal Procurement Data Center produces reports which examine various aspects and impacts of the Federal acquisition process. The data can be used for geographical analysis, market analysis, and analysis of the impact of congressional and presidential initiatives in socio-economic areas such as small business. The data is also a reliable basis for measuring and assessing the impact of Federal acquisition policy and management improvement.

Basic acquisition data will be published each fiscal year in the Federal Procurement Report. Special reports to meet specific data requirements can be produced on demand.

This report was prepared in the Federal Procurement Data Center by Grafton T. Biglow, Chief of the Customer Liaison Branch. Assistance provided by Annie Andersen and computer processing operations were performed by Pathina Musgrove.

Further information regarding the Federal Procurement Data System reports or capabilities can be obtained from the Federal Procurement Data Center, U. S. General Services Administration, 7th and D Streets, S.W., Room 5652, Washington, D.C. 20407 or by calling area code (202) 401-1529.

For more information, visit our web site:

<http://fpds.gsa.gov>

HIGHLIGHTS

The FPDS Federal Procurement Report is published annually, and contains "snapshot" statistics on the procurement activities of over 60 agencies. The figures in this report are only as accurate, timely and complete as the data provided by the reporting agencies to the FPDC.

Due to rounding, dollars on the charts may not equal the TOTAL DOLLAR figure, and percentages may not total 100 percent.

The FPDS Federal Procurement Report is current as of the date of issuance and all older reports are obsolete, therefore, the FPDC will not maintain prior issuances for either distribution or for reference.

The "Interstate Commerce Commission" was abolished and is no longer in this report. The "Board of International Broadcasting" and the "J.F.Kennedy Center for the Performing Arts" did not report in fiscal year 1997.

In addition to this report, the Federal Procurement Data Center produces the Competitor's Edge which is a free booklet describing the special advantages of the FPDS Special Reports. To obtain the Competitor's Edge, call the FPDC at (202) 401-1529 or write:

Federal Procurement Data Center
7th and D Streets, S.W., Room 5652
Washington, D.C. 20407

TABLE OF CONTENTS

FOREWORD	i
HIGHLIGHTS	iii
FEDERAL PROCUREMENT HISTORY	vi
SECTION I - TOTAL FEDERAL VIEW	1
A. Federal Contract Actions & Dollars	2
B. SF 279/SF 281 Comparisons	4
C. Contract Dollars by Exec. Dept. & Agencies	5
D. Federal Procurement by Major PSC	6
E. Federal Procurement by R&D	7
F. Federal Procurement by Other Services & Construction	7
G. Federal Procurement by Supplies & Equipment	8
H. Federal Procurement by SIC	10
I. Federal Procurement by Percentage of Competition	12
J. Federal Procurement Comparison of Pre- and Post-CICA Action	12
K. Governmentwide Commercial Credit Card Services	13
L. Federal Procurement Top 100 Contractors	14
M. Federal Procurement Top 10 Contractors by PSC	16
SECTION II - GEOGRAPHIC VIEWS	19
A. Federal Procurement by State Summary	20
B. Federal Procurement by Top 10 States for Last 5 Years	21
C. STATE SNAPSHOTS:	
1. Alabama	22
2. Alaska	23
3. Arizona	24
4. Arkansas	25
5. California	26
6. Colorado	27
7. Connecticut	28
8. Delaware	29
9. District of Columbia	30
10. Florida	31
11. Georgia	32
12. Hawaii	33
13. Idaho	34
14. Illinois	35
15. Indiana	36
16. Iowa	37
17. Kansas	38
18. Kentucky	39
19. Louisiana	40
20. Maine	41
21. Maryland	42
22. Massachusetts	43
23. Michigan	44
24. Minnesota	45
25. Missouri	46
26. Mississippi	47
27. Montana	48
28. Nebraska	49
29. Nevada	50
30. New Hampshire	51
31. New Jersey	52
32. New Mexico	53
33. New York	54
34. North Carolina	55
35. North Dakota	56
36. Ohio	57
37. Oklahoma	58
38. Oregon	59
39. Pennsylvania	60
40. Rhode Island	61
41. South Carolina	62
42. South Dakota	63
43. Tennessee	64
44. Texas	65
45. Utah	66
46. Vermont	67
47. Virginia	68
48. Washington	69

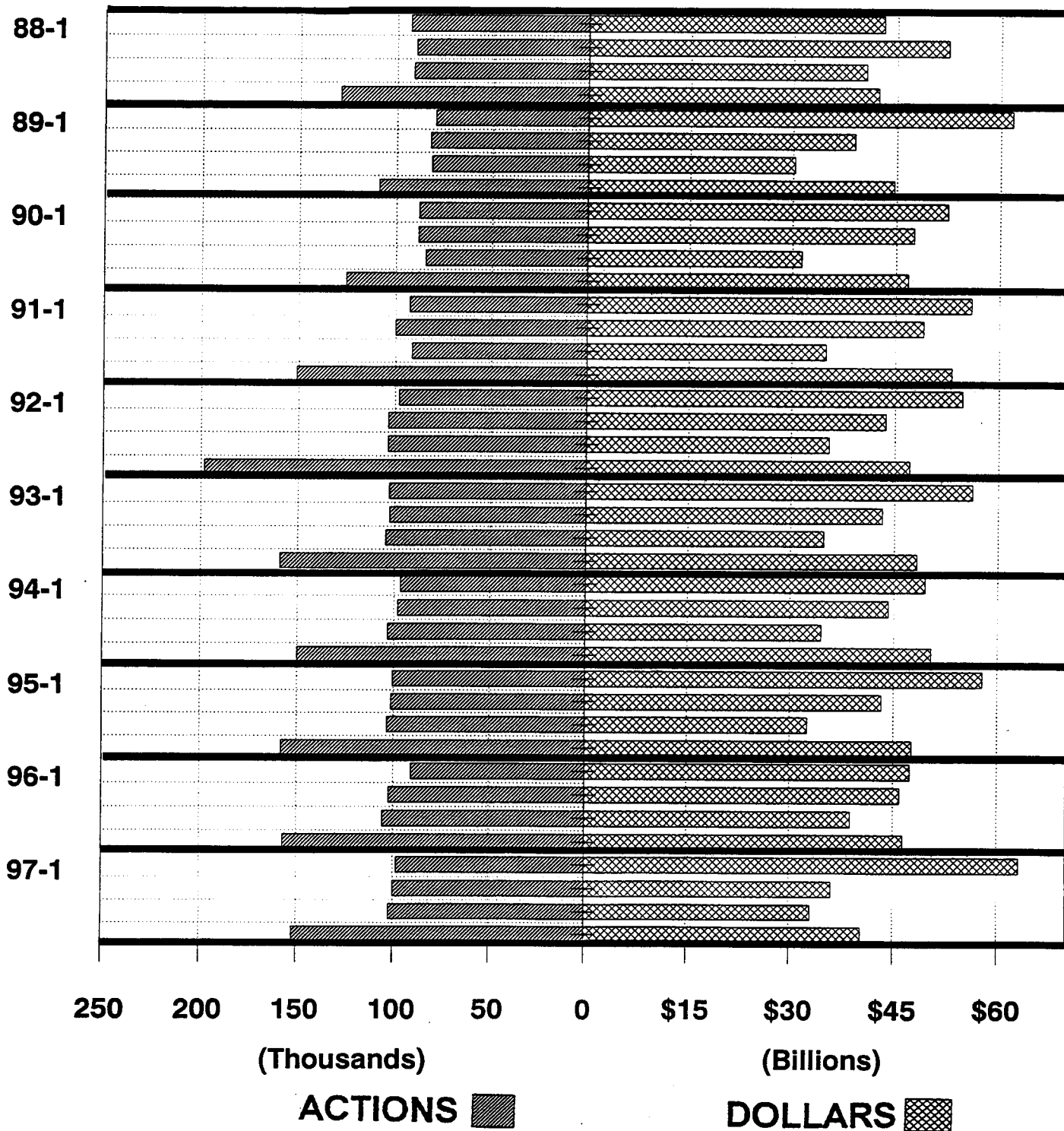
FEDERAL PROCUREMENT DATA SYSTEM

TABLE OF CONTENTS - Continued

49.	West Virginia	70
50.	Wisconsin	71
51.	Wyoming	72
SECTION III - AGENCY VIEWS		73
A.	Total Federal Snapshot Report	74
B.	Agency Snapshot Reports	
1.	Executive Office of the President	76
2.	Department of Agriculture	78
3.	Department of Commerce	80
4.	Department of Defense	82
5.	Department of Education	84
6.	Department of Energy	86
7.	Department of Health and Human Services	88
8.	Department of Housing and Urban Development	90
9.	Department of the Interior	92
10.	Department of Justice	94
11.	Department of Labor	96
12.	Department of State	98
13.	Department of Transportation	100
14.	Department of the Treasury	102
15.	Department of Veterans Affairs	104
16.	Agency for International Development	106
17.	American Battle Monuments Commission	108
18.	Board for International Broadcasting	110
19.	Commission on Civil Rights	112
20.	Commodity Future Trading Commission	114
21.	Consumer Product Safety Commission	116
22.	Corporation for National and Community Service	118
23.	Defense Nuclear Facilities Safety Board	120
24.	Environmental Protection Agency	122
25.	Equal Employment Opportunity Commission	124
26.	Federal Communications Commission	126
27.	Federal Election Commission	128
28.	Federal Emergency Management Agency	130
29.	Federal Energy Regulatory Commission	132
30.	Federal Labor Relations Authority	134
31.	Federal Maritime Commission	136
32.	Federal Mediation & Conciliation Service	138
33.	Federal Mine Safety & Health Review Commission	140
34.	Federal Trade Commission	142
35.	General Services Administration	144
36.	International Trade Commission	146
37.	John F. Kennedy Center for the Performing Arts	148
38.	Merit System Protection Board	150
39.	National Aeronautics & Space Administration	152
40.	National Archives and Records Administration	154
41.	National Capital Planning Commission	156
42.	National Endowment for the Arts	158
43.	National Endowment for the Humanities	160
44.	National Gallery of Art	162
45.	National Labor Relations Board	164
46.	National Mediation Board	166
47.	National Science Foundation	168
48.	National Transportation Safety Board	170
49.	Nuclear Regulatory Commission	172
50.	Occupational Safety and Health Review Commission	174
51.	Office of Personnel Management	176
52.	Peace Corps	178
53.	Railroad Retirement Board	180
54.	Securities Exchange Commission	182
55.	Selective Service System	184
56.	Small Business Administration	186
57.	Smithsonian Institution	188
58.	Social Security Administration	190
59.	Tennessee Valley Authority	192
60.	U.S. Soldiers and Airmens Home	194
61.	U.S. Trade & Development Agency	196
62.	United States Arms Control and Disarmament Agency	198
63.	United States Holocaust Memorial Museum	200
64.	United States Information Agency	202

FEDERAL PROCUREMENT DATA SYSTEM
FEDERAL PROCUREMENT HISTORY
 Actions Reported Individually on SF279
 Fiscal Year 1997 Through Fourth Quarter

Fiscal Year
 Quarterly Report
 Periods



SECTION I
TOTAL FEDERAL VIEW

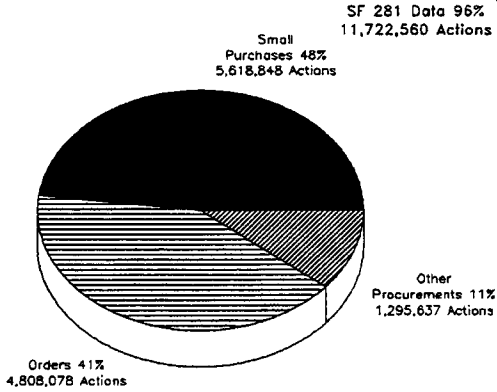
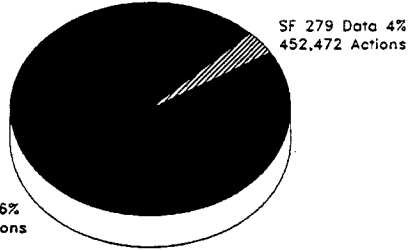
FEDERAL PROCUREMENT DATA SYSTEM
FEDERAL CONTRACT ACTIONS AND DOLLARS
BY EXECUTIVE DEPARTMENT AND AGENCY
 Fiscal Year 1997 Through Fourth Quarter

	All Reported Actions			
	Actions	Percent of Actions	Dollars(000)	Percent of Dollars
TOTAL FEDERAL	12,175,035	100.000	189,939,816	100.000
Executive Office of the President	1,365	0.011	29,066	0.015
Department of Agriculture	665,582	5.467	2,612,882	1.376
Department of Commerce	66,786	0.549	896,572	0.472
Department of Defense	7,048,894	57.896	128,802,192	66.759
Department of Education	3,446	0.028	492,067	0.259
Department of Energy	15,893	0.131	15,153,454	7.978
Department of Health and Human Services	319,047	2.621	3,139,007	1.651
Department of Housing and Urban Development	4,757	0.039	234,408	0.123
Department of the Interior	271,439	2.229	1,255,242	0.661
Department of Justice	419,990	3.450	3,069,144	1.616
Department of Labor	10,901	0.090	838,931	0.442
Department of State	119,181	0.979	837,457	0.441
Department of Transportation	126,037	1.035	3,915,568	2.061
Department of the Treasury	38,749	0.318	1,939,250	1.021
Department of Veterans Affairs	1,868,592	15.348	4,521,887	2.381
Agency for International Development	2,426	0.020	34,578	0.018
American Battle Monuments Commission	15,583	0.128	12,525	0.007
Board for International Broadcasting	0	0.000	0	0.000
Commission on Civil Rights	374	0.003	280	0.000
Commodity Futures Trading Commission	1,427	0.012	10,729	0.006
Consumer Product Safety Commission	804	0.007	3,712	0.002
Corporation For National And Community Service	1,544	0.013	4,828	0.003
Defense Nuclear Facilities Safety Board	89	0.001	263	0.000
Environmental Protection Agency	28,093	0.231	1,020,932	0.538
Equal Employment Opportunity Commission	6,400	0.053	40,844	0.022
Federal Communications Commission	1,003	0.008	4,523	0.002
Federal Election Commission	2,158	0.018	4,777	0.003
Federal Emergency Management Agency	1,995	0.016	267,951	0.141
Federal Energy Regulatory Commission	265	0.002	16,277	0.009
Federal Labor Relations Authority	108	0.001	394	0.000
Federal Maritime Commission	202	0.002	538	0.000
Federal Mediation and Conciliation Service	1,029	0.008	3,285	0.002
Federal Mine Safety and Health Review Commission	302	0.002	132	0.000
Federal Trade Commission	1,154	0.009	8,457	0.004
General Services Administration	727,420	5.975	6,988,681	3.679
International Trade Commission	360	0.003	3,326	0.002
J. F. Kennedy Center for the Performing Arts	0	0.000	0	0.000
Merit Systems Protection Board	1,882	0.015	1,359	0.001
National Aeronautics and Space Administration	58,267	0.479	11,374,112	5.988
National Archives and Records Administration	3,078	0.025	9,131	0.005
National Capital Planning Commission	135	0.001	604	0.000
National Endowment For The Arts	215	0.002	1,486	0.001
National Endowment For The Humanities	1,282	0.011	1,800	0.001
National Gallery of Art	2,784	0.023	8,288	0.004
National Labor Relations Board	900	0.007	4,986	0.003
National Mediation Board	439	0.004	1,857	0.001
National Science Foundation	1,709	0.014	237,425	0.125
National Transportation Safety Board	512	0.004	7,317	0.004
Nuclear Regulatory Commission	3,345	0.027	74,185	0.039
Occupational Safety and Health Review Commission	355	0.003	563	0.000
Office of Personnel Management	10,265	0.084	97,609	0.051
Peace Corps	13,370	0.110	36,196	0.019
Railroad Retirement Board	1,069	0.009	7,148	0.004
Securities and Exchange Commission	1,958	0.016	28,505	0.015
Selective Service System	616	0.005	1,258	0.001
Small Business Administration	2,020	0.017	24,169	0.013
Smithsonian Institution	12,251	0.101	60,570	0.032
Social Security Administration	160,289	1.317	446,078	0.235
Tennessee Valley Authority	99,739	0.819	3,223,863	1.697
U. S. Soldiers and Airmens Home	11,482	0.094	11,814	0.006
U. S. Trade & Development Agency	280	0.002	3,101	0.002
United States Arms Control and Disarmament Agency	191	0.002	5,900	0.003
United States Holocaust Memorial Museum	689	0.006	2,753	0.001
United States Information Agency	12,550	0.103	106,599	0.056

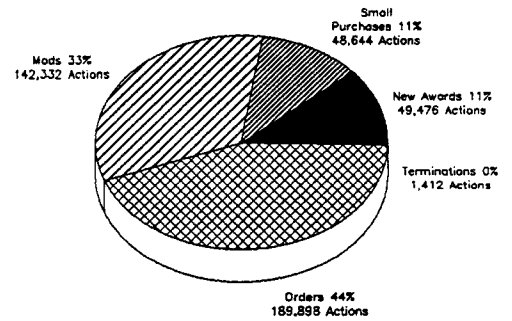
Actions Reported Individually on SF279				Actions Reported in Summary on SF281			
Actions	Percent of Actions	Dollars (000)	Percent of Dollars	Actions	Percent of Actions	Dollars (000)	Percent of Dollars
452,472	100.000	172,720,914	100.000	11,722,563	100.000	17,218,902	100.000
138	0.030	22,832	0.013	1,227	0.010	6,234	0.036
14,302	3.161	2,236,557	1.295	651,280	5.558	376,325	2.186
5,610	1.240	762,743	0.442	61,176	0.522	133,829	0.777
251,972	55.688	115,426,208	66.828	6,796,922	57.982	11,375,984	66.067
736	0.163	485,000	0.281	2,710	0.023	7,067	0.041
4,973	1.099	15,116,955	8.752	10,920	0.093	36,499	0.212
8,095	1.789	2,699,961	1.563	310,952	2.653	436,046	2.532
520	0.115	225,580	0.131	4,237	0.036	8,828	0.051
10,915	2.412	881,155	0.510	260,524	2.222	374,087	2.173
23,341	5.159	2,487,487	1.440	396,639	3.384	581,657	3.378
1,513	0.334	811,950	0.470	9,388	0.080	26,981	0.157
2,836	0.649	568,105	0.329	116,245	0.992	269,352	1.564
18,844	4.185	3,633,733	2.104	107,193	0.914	281,835	1.637
10,180	2.250	1,844,954	1.068	28,569	0.244	94,296	0.548
26,260	5.804	2,922,853	1.692	1,842,332	15.716	1,599,034	9.287
10	0.002	26,488	0.015	2,416	0.021	8,090	0.047
0	0.000	0	0.000	15,583	0.133	12,525	0.073
0	0.000	0	0.000	0	0.000	0	0.000
0	0.000	0	0.000	374	0.003	280	0.002
55	0.012	8,359	0.005	1,372	0.012	2,370	0.014
48	0.011	1,646	0.001	756	0.006	2,066	0.012
2	0.000	806	0.000	1,542	0.013	4,022	0.023
1	0.000	40	0.000	88	0.001	223	0.001
4,051	0.895	909,369	0.526	24,042	0.205	111,563	0.648
431	0.095	34,525	0.020	5,969	0.051	6,319	0.037
1	0.000	-8	0.000	1,002	0.008	4,531	0.026
26	0.006	2,743	0.002	2,132	0.018	2,034	0.012
1,322	0.292	264,366	0.153	673	0.006	3,585	0.021
75	0.017	14,933	0.009	190	0.002	1,344	0.008
0	0.000	0	0.000	108	0.001	394	0.002
1	0.000	95	0.000	201	0.002	443	0.003
0	0.000	0	0.000	1,029	0.009	3,285	0.019
0	0.000	0	0.000	302	0.003	132	0.001
112	0.025	5,636	0.003	1,042	0.009	2,821	0.016
34,197	7.558	6,106,650	3.536	693,223	5.914	882,031	5.122
43	0.010	1,885	0.001	317	0.003	1,461	0.008
0	0.000	0	0.000	0	0.000	0	0.000
1	0.000	80	0.000	1,881	0.016	1,278	0.007
17,854	3.946	11,181,502	6.474	40,413	0.345	192,810	1.119
33	0.007	6,555	0.004	3,043	0.026	2,576	0.015
7	0.002	213	0.000	128	0.001	391	0.002
10	0.002	931	0.001	205	0.002	557	0.003
7	0.002	416	0.000	1,275	0.011	1,384	0.008
33	0.007	4,661	0.003	2,751	0.023	3,607	0.021
24	0.005	3,162	0.002	876	0.007	1,824	0.011
211	0.047	1,197	0.001	228	0.002	660	0.004
279	0.062	231,303	0.134	1,430	0.012	6,122	0.036
0	0.000	0	0.000	512	0.004	7,317	0.042
646	0.143	69,213	0.040	2,699	0.023	4,972	0.029
0	0.000	0	0.000	355	0.003	563	0.003
2,632	0.582	80,357	0.047	7,633	0.065	17,252	0.100
82	0.018	10,803	0.006	13,288	0.113	25,393	0.147
36	0.008	5,763	0.003	1,033	0.009	1,385	0.008
86	0.019	19,003	0.011	1,872	0.016	9,502	0.055
3	0.001	229	0.000	613	0.005	1,029	0.006
143	0.032	22,043	0.013	1,877	0.016	2,126	0.012
350	0.077	47,860	0.028	11,901	0.102	12,710	0.074
3,880	0.858	376,706	0.218	156,409	1.334	69,372	0.403
4,863	1.075	3,060,004	1.772	94,876	0.809	163,859	0.952
56	0.012	6,593	0.004	11,426	0.097	5,221	0.030
21	0.005	1,378	0.001	239	0.002	1,723	0.010
37	0.008	4,801	0.003	154	0.001	1,099	0.006
0	0.000	0	0.000	689	0.006	2,753	0.016
468	0.103	82,555	0.048	12,082	0.103	24,044	0.140

FEDERAL PROCUREMENT DATA SYSTEM
SF279/SF281 COMPARISONS
 Fiscal Year 1997 Through Fourth Quarter

ACTIONS

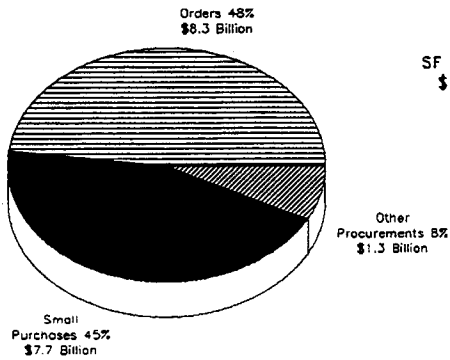
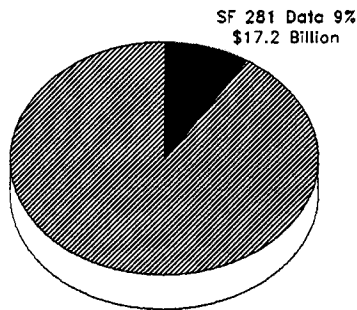


SF 281 Data By Procurement Methods

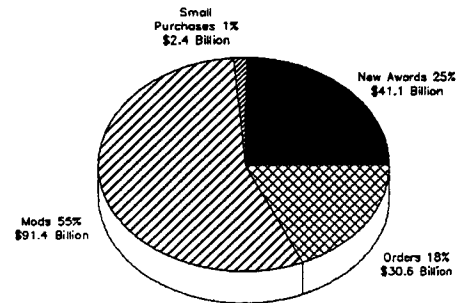


SF 279 Data by Kind of Contract Action

DOLLARS



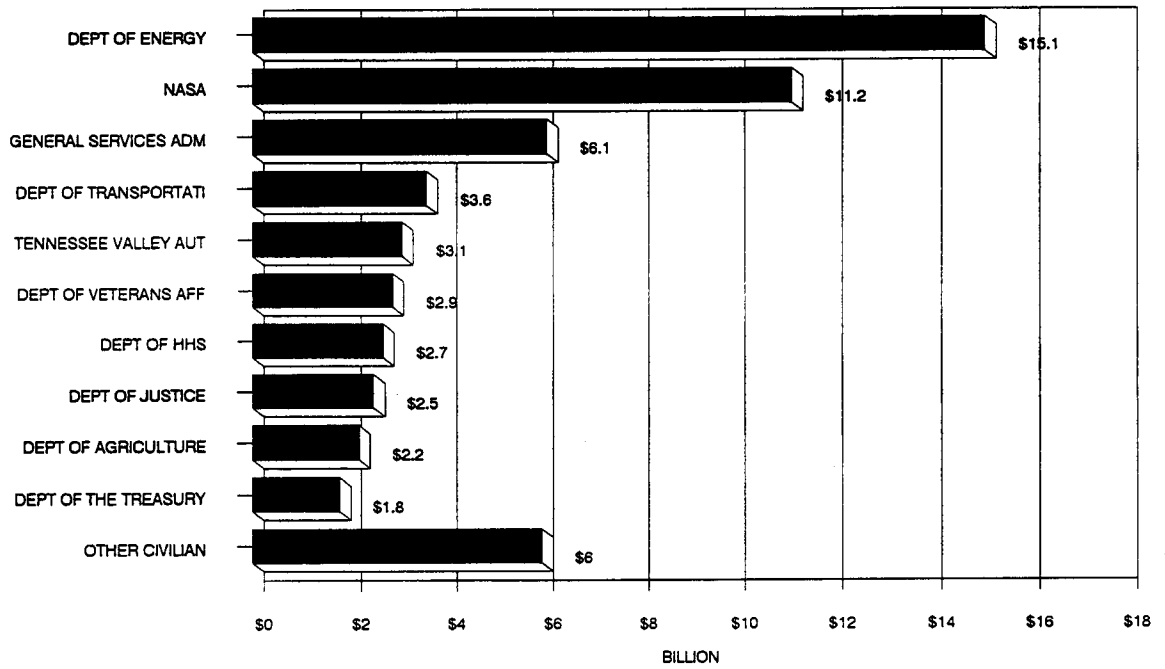
SF 281 Data By Procurement Methods



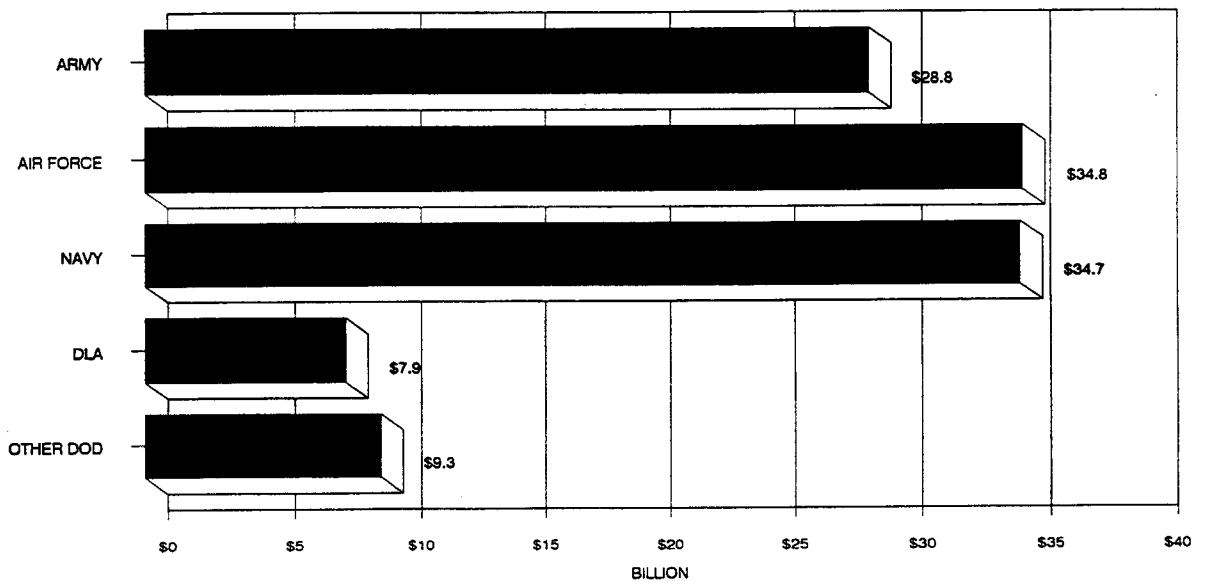
SF 279 Data by Kind of Contract Action

FEDERAL PROCUREMENT DATA SYSTEM
CONTRACT DOLLARS BY EXECUTIVE DEPARTMENTS AND AGENCIES
 Actions Reported Individually on SF279
 Fiscal Year 1997 Through Fourth Quarter

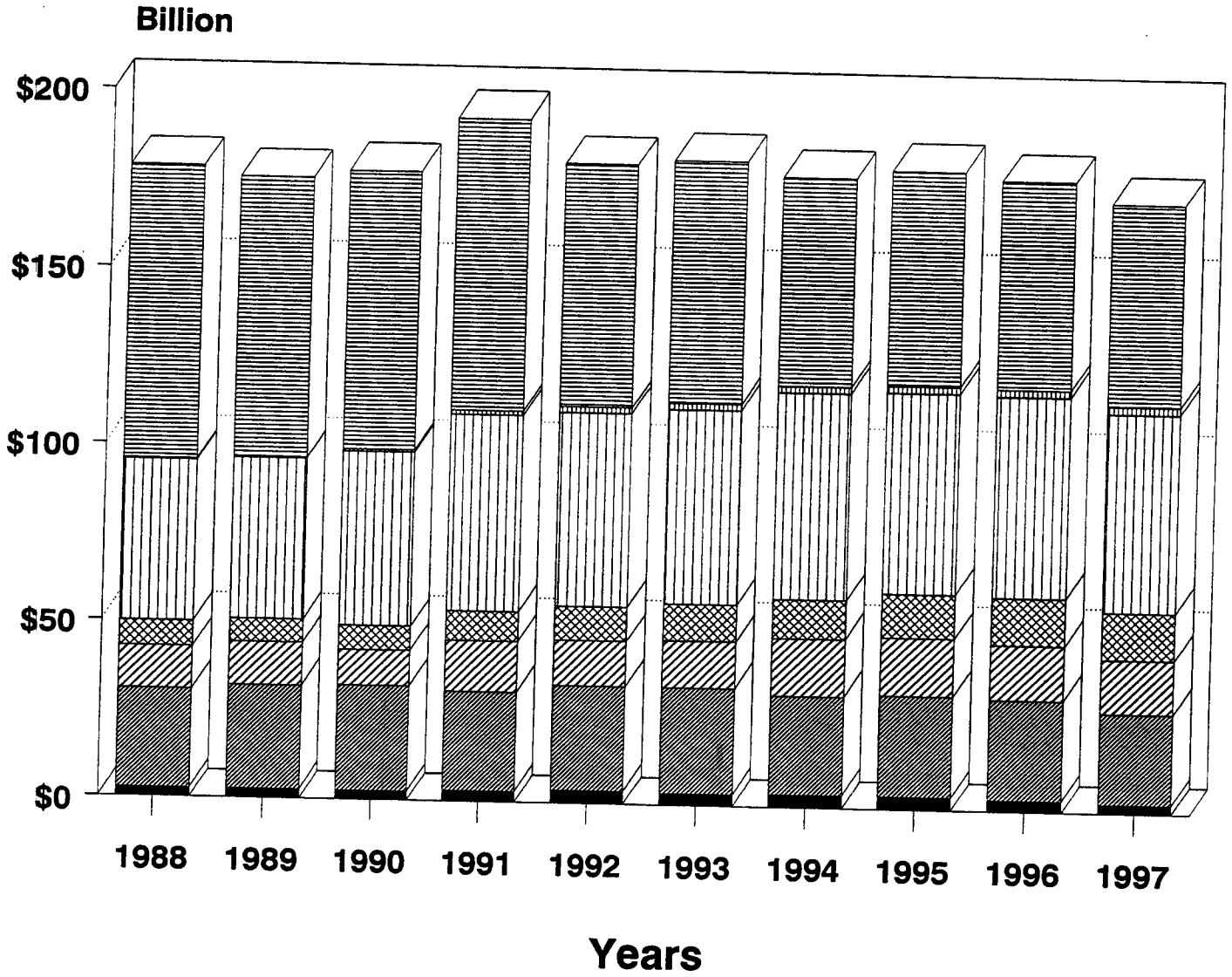
CIVILIAN AGENCIES
 TOTAL DOLLARS \$57.3 BILLION










DEPARTMENT OF DEFENSE
 TOTAL DOLLARS \$115.4 BILLION



FEDERAL PROCUREMENT DATA SYSTEM
FEDERAL PROCUREMENT BY MAJOR PRODUCT/SERVICE CATEGORY
 Actions Reported Individually on SF279
 Fiscal Year 1997 Through Fourth Quarter



-  A & E
-  R & D
-  Construction
-  ADP Equip.
-  Other
-  Real Property
-  Supplies

FEDERAL PROCUREMENT DATA SYSTEM
RESEARCH AND DEVELOPMENT SUMMARY - BY R & D CATEGORY
 Actions Reported Individually on SF279
 Fiscal Year 1997 Through Fourth Quarter

	Year to Date	
	Number of Actions	Dollars (000)
TOTAL FEDERAL RESEARCH AND DEVELOPMENT	33,933	25,567,919
AA Agriculture	6	2,660
AB Community Services and Development	18	6,524
AC Defense Systems	10,258	12,756,295
AD Defense - Other	10,032	4,002,171
AE Economic Growth and Productivity		
AF Education	369	165,752
AG Energy	142	86,873
AH Environmental Protection	363	293,588
AJ General Science and Technology	374	92,579
AK Housing	962	248,887
AL Income Security	2	148
AM International Affairs and Cooperation	2	963
AN Medical	24	2,348
AP Natural Resources	1,590	759,323
AQ Social Services	92	11,831
AR Space	1	242
AS Transportation, Modal	4,633	4,278,750
AT Transportation, General	103	66,654
AV Mining	341	72,544
AZ Other Research and Development	1	215
	4,620	2,719,472

OTHER SERVICES AND CONSTRUCTION - SUMMARY BY SERVICE CATEGORY
 Actions Reported Individually on SF279
 Fiscal Year 1997 Through Fourth Quarter

	Year to Date	
	Number of Actions	Dollars (000)
TOTAL FEDERAL OTHER SERVICES AND CONSTRUCTION	252,802	84,356,865
B Special Studies and Analyses - Not R&D	4,915	1,251,240
C Architect and Engineering Services - Construction	17,615	2,555,870
D Automatic Data Processing and Telecommunications Services	24,101	7,549,177
F Natural Resources Management	8,130	1,346,342
G Social Services		
H Quality Control, Testing, and Inspection Services	2,189	326,242
J Maintenance, Repair, and Rebuilding of Equipment	1,721	401,594
K Modification of Equipment	21,661	6,906,030
L Technical Representative Services	874	891,466
M Operation of Government-Owned Facility	1,726	618,299
N Installation Equipment		
P Salvage Services	5,696	16,159,581
Q Medical Services	2,998	461,896
R Professional, Administrative, and Management Support Services	459	89,542
S Utilities and Housekeeping Services	17,248	3,542,032
T Photographic, Mapping, Printing, and Publication Services	41,019	15,229,019
U Training Services		
V Transportation and Travel	20,994	6,075,746
W Lease or Rental of Equipment	1,838	185,815
X Lease or Rental of Facilities	6,064	903,268
Y Construction of Structures and Facilities	7,826	2,320,389
Z Maintenance, Repair, or Alteration of Real Property	2,674	337,328
	12,088	2,016,881
	17,969	8,252,821
	33,003	6,936,287

FEDERAL PROCUREMENT DATA SYSTEM
SUPPLIES AND EQUIPMENT - SUMMARY BY FSC GROUP
 Actions Reported Individually on SF279
 Fiscal Year 1997 Through Fourth Quarter

	Year to Date	
	Number of Actions	Dollars (000)
TOTAL FEDERAL SUPPLIES AND EQUIPMENT	165,737	62,796,130
10 Weapons	1,011	1,400,950
11 Nuclear Ordnance	46	18,743
12 Fire Control Equipment	647	351,770
13 Ammunition and Explosives	1,490	1,707,321
14 Guided Missiles	1,052	3,579,491
15 Aircraft and Airframe Structural Components	3,655	9,479,014
16 Aircraft Components and Accessories	3,757	1,152,362
17 Aircraft Launching, Landing, and Ground Handling Equipment	491	169,579
18 Space Vehicles	367	1,362,498
19 Ships, Small Craft, Pontoons, and Floating Docks	1,377	3,562,785
20 Ship and Marine Equipment	588	172,737
22 Railway Equipment	21	20,497
23 Ground Effect Vehicles, Motor Vehicles, Trailers, and Cycles	1,227	2,323,491
24 Tractors	135	36,669
25 Vehicular Equipment Components	1,504	412,490
26 Tires and Tubes	272	54,384
28 Engines, Turbines, and Components	3,268	2,322,462
29 Engine Accessories	1,644	217,690
30 Mechanical Power Transmission Equipment	844	92,504
31 Bearings	720	70,964
32 Woodworking Machinery and Equipment	31	2,931
34 Metalworking Machinery	571	73,229
35 Service and Trade Equipment	272	34,746
36 Special Industry Machinery	1,273	196,658
37 Agricultural Machinery and Equipment	135	7,993
38 Construction, Mining, Excavating, and Highway Maintenance Equipment	496	94,655
39 Materials Handling Equipment	1,070	266,198
40 Rope, Cable, Chain, and Fittings	199	17,109
41 Refrigeration, Air Conditioning, and Air Circulating Equipment	965	80,767
42 Fire Fighting, Rescue, and Safety Equipment	583	120,128
43 Pumps and Compressors	949	83,642
44 Furnace, Steam Plant, and Drying Equipment; and Nuclear Reactors	358	785,127
45 Plumbing, Heating, and Sanitation Equipment	241	28,762
46 Water Purification and Sewage Treatment Equipment	108	22,616
47 Pipe, Tubing, Hose, and Fittings	1,027	71,164
48 Valves	1,292	135,063
49 Maintenance and Repair Shop Equipment	1,065	270,980
51 Hand Tools	682	41,566
52 Measuring Tools	70	3,649
53 Hardware and Abrasives	2,023	131,018

FEDERAL PROCUREMENT DATA SYSTEM
SUPPLIES AND EQUIPMENT - SUMMARY BY FSC GROUP-Continued
 Actions Reported in Summary on SF279
 Fiscal Year 1997 Through Fourth Quarter

	Year to Date	
	Number of Actions	Dollars (000)
54 Prefabricated Structures and Scaffolding	781	104,962
55 Lumber, Millwork, Plywood, and Veneer	920	29,157
56 Construction and Building Materials	809	68,660
58 Communication, Detection, and Coherent Radiation Equipment	9,717	5,046,700
59 Electrical and Electronic Equipment Components	8,607	1,730,802
60 Fiber Optics Materials, Components, Assemblies, and Accessories	284	31,694
61 Electric Wire, and Power and Distribution Equipment	3,396	451,286
62 Lighting Fixtures and Lamps	700	52,490
63 Alarm, Signal, and Security Detection Systems	539	81,952
65 Medical, Dental, and Veterinary Equipment and Supplies	13,380	1,727,848
66 Instruments and Laboratory Equipment	6,185	982,755
67 Photographic Equipment	758	75,840
68 Chemicals and Chemical Products	1,448	249,252
69 Training Aids and Devices	770	564,083
70 General Purpose Automatic Data Processing Equipment	37,972	5,358,445
71 Furniture	8,051	609,218
72 Household and Commercial Furnishings and Appliances	1,904	63,119
73 Food Preparation and Serving Equipment	584	50,013
74 Office Machines, Text Processing Systems and Visible Record	585	38,056
75 Office Supplies and Devices	3,005	150,416
76 Books, Maps, and Other Publications	1,110	143,948
77 Musical Instruments, Phonographs, and Home-Type Radios	70	3,905
78 Recreation and Athletic Equipment	330	19,883
79 Cleaning Equipment and Supplies	457	32,096
80 Brushes, Paints, Sealers, and Adhesives	523	27,597
81 Containers, Packaging, and Packing Supplies	1,774	143,983
83 Textiles, Leather, Furs, Apparel and Shoe Findings, Tents and Flag	1,207	163,721
84 Clothing, Individual Equipment, and Insignia	2,493	878,556
85 Toiletries	352	29,298
87 Agricultural Supplies	252	9,679
88 Live Animals	78	34,346
89 Subsistence	11,288	2,750,456
91 Fuels, Lubricants, Oils, and Waxes	2,813	6,387,430
93 Nonmetallic Fabricated Materials	815	150,308
94 Nonmetallic Crude Materials	108	184,589
95 Metal Bars, Sheets, and Shapes	1,038	97,477
96 Ores, Minerals, and Their Primary Products	362	336,099
99 Miscellaneous	2,718	2,904,638
E Purchase of Structures and Facilities	28	54,971

FEDERAL PROCUREMENT DATA SYSTEM
STANDARD INDUSTRIAL CLASSIFICATION (SIC) CODE SUMMARY - BY SIC GROUP

Actions Reported Individually on SF279
 Fiscal Year 1997 Through Fourth Quarter

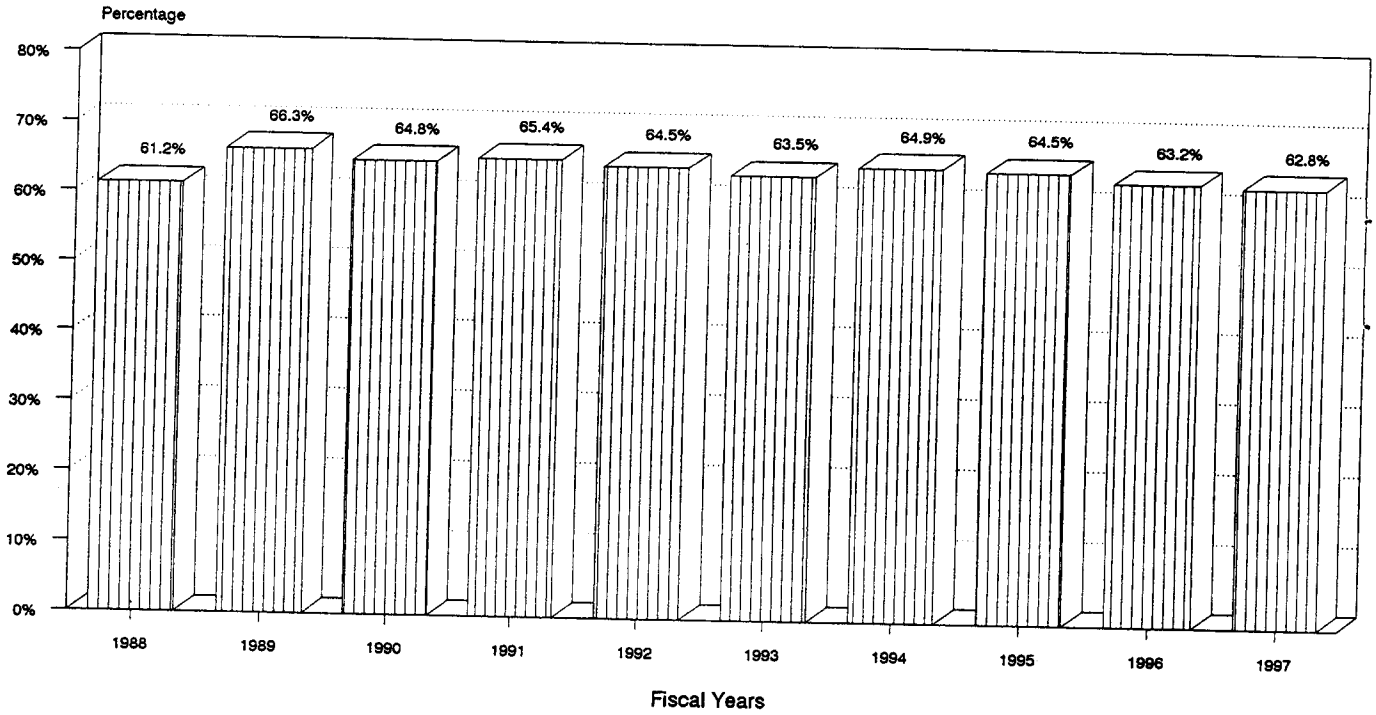
	Year to Date	
	Number of Actions	Dollars (000)
TOTAL FEDERAL	452,472	172,720,914
Agriculture, forestry, and fishing		
01 Agriculture production - crops	71	6,308
02 Agriculture production livestock and animal specialties	67	13,272
07 Agriculture services	1,252	159,784
08 Forestry	1,930	99,585
09 Fishing, hunting, and trapping	44	2,205
TOTAL	3,364	281,164
Mining		
10 Metal mining	9	48,708
12 Coal mining	672	1,816,590
13 Oil and gas extraction	303	107,418
14 Mining and quarrying of nonmetallic minerals, except fuels	265	32,631
TOTAL	1,249	2,003,347
Construction		
15 Building construction - general contractors and operative builders	22,053	8,144,838
16 Heavy construction other than building construction - contractors	14,123	3,931,748
17 Construction - special trade contractors	14,854	2,234,209
TOTAL	51,130	14,310,595
Manufacturing		
20 Food and kindred products	7,548	2,452,348
21 Tobacco products	4	270
22 Textile mill products	1,957	135,549
23 Apparel and other finished products made from fabrics	2,186	781,614
24 Lumber and wood products, except furniture	991	49,108
25 Furniture and fixtures	8,600	851,021
26 Paper and allied products	2,703	207,086
27 Printing, publishing, and allied industries	1,401	153,294
28 Chemicals and allied products	4,150	1,056,511
29 Petroleum refining and related industries	642	3,273,968
30 Rubber and miscellaneous plastics products	1,999	173,399
31 Leather and leather products	519	121,241
32 Stone, clay, glass, and concrete products	563	89,872
33 Primary metal industries	1,669	157,677
34 Fabricated metal products, except machinery and transportation	8,517	6,014,545
35 Industrial and commercial machinery and computer equipment	35,022	5,215,189
36 Electronic and other electrical equipment and components, not computer	23,412	8,460,773
37 Transportation equipment	30,372	37,503,538
38 Measuring, analyzing, and controlling instruments	13,146	4,899,747
39 Miscellaneous manufacturing industries	2,478	200,780
TOTAL	147,889	71,577,330
Transportation, communications, electric, gas, and sanitary service		
40 Railroad transportation	300	231,838
41 Local and suburban transit and interurban passenger transportation	818	107,331
42 Motor freight transportation and warehousing	1,230	394,906
43 United States Postal Services	18	933
44 Water transportation	2,873	1,485,411
45 Transportation by air	3,047	1,102,869
46 Pipelines, except natural gas	18	4,913
47 Transportation services	594	150,100
48 Communications	7,872	3,034,104
49 Electric, gas, and sanitary services	9,760	2,530,483
TOTAL	26,530	9,042,888

FEDERAL PROCUREMENT DATA SYSTEM
**STANDARD INDUSTRIAL CLASSIFICATION (SIC) CODE SUMMARY - BY SIC
 GROUP - Continued**

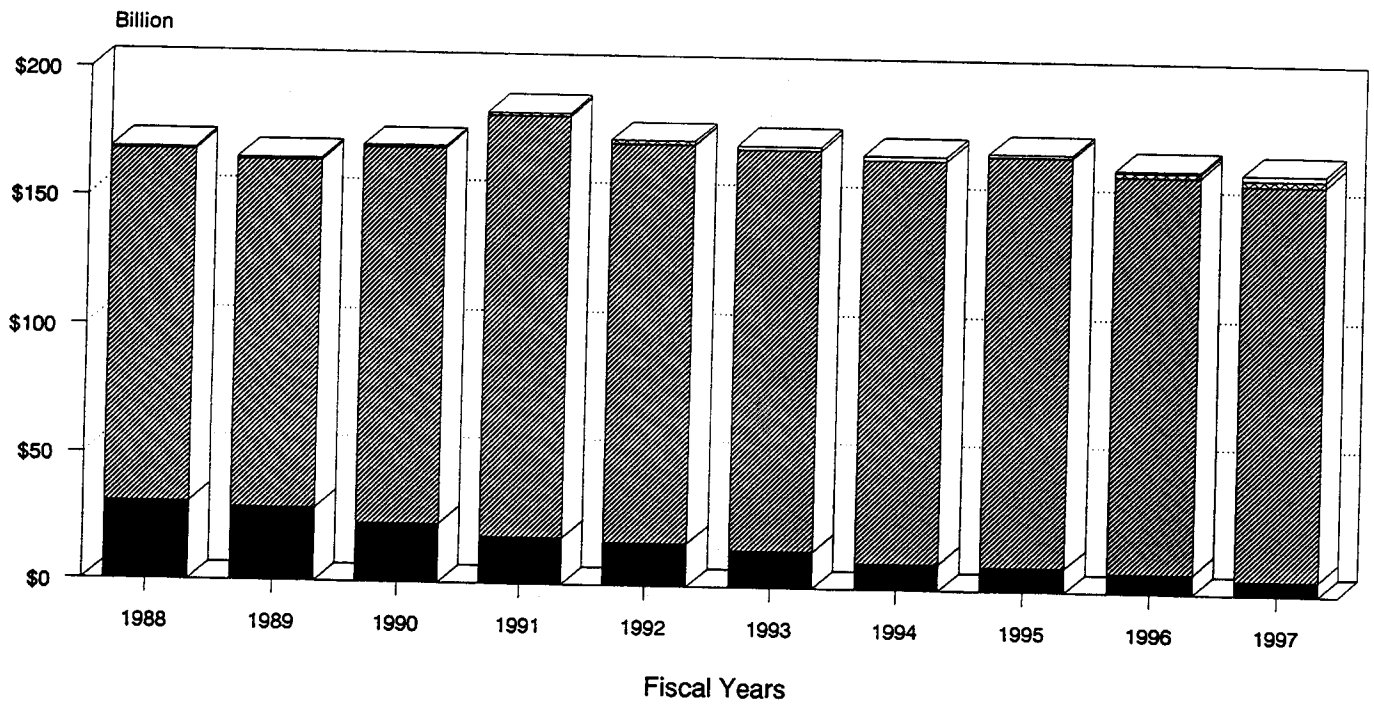
Actions Reported in Summary on SF279
 Fiscal Year 1997 Through Fourth Quarter

	Year to Date	
	Number of Actions	Dollars (000)
Wholesale trade		
50 Wholesale trade - durable goods		
51 Wholesale trade - nondurable goods	15,781	2,147,163
TOTAL	12,373	2,023,416
Retail trade		
52 Building materials, hardware, garden supply, and mobile home dealers	138	10,965
53 General merchandise stores	23	9,558
54 Food stores	62	6,678
55 Automotive dealers and gasoline service stations	76	14,858
56 Apparel and accessory stores	11	557
57 Home furniture, furnishings, and equipment stores	1,139	146,510
58 Eating and drinking places	965	283,990
59 Miscellaneous retail	514	65,030
TOTAL	2,928	538,146
Finance, insurance, and real estate		
60 Depository institutions	28	5,155
61 Nondepository institutions	1	46
62 Security and commodity brokers, dealers, exchanges, and services	13	1,459
63 Insurance carriers	189	237,355
64 Insurance agents, brokers, and services	191	50,485
65 Real estate	13,290	1,916,806
67 Holding and other investment offices	12	83
TOTAL	13,724	2,211,389
Services		
70 Hotels, rooming houses, camps, and other lodging places	1,517	73,670
72 Personal services	862	96,055
73 Business services	44,261	11,608,192
75 Automotive repair, services, and parking	663	95,569
76 Miscellaneous repair services	3,601	515,812
78 Motion pictures	453	46,906
79 Amusement and recreation services	185	14,088
80 Health services	17,232	3,273,304
81 Legal services	357	12,234
82 Educational services	3,309	1,657,441
83 Social services	1,829	423,161
84 Museums, art galleries, and botanical and zoological gardens	10	1,608
86 Membership organizations	116	65,886
87 Engineering, accounting, research, management, and related services	90,677	44,294,640
88 Private households	8	-751
89 Miscellaneous services	10,091	2,975,249
TOTAL	175,171	65,153,064
Public administration		
91 Executive, legislative, and general government, except finance	447	42,865
92 Justice, public order, and safety	93	11,274
93 Public finance, taxation, and monetary policy	7	188
94 Administration of human resource programs	52	5,347
95 Administration of environmental quality and housing programs	158	134,829
96 Administration of economic programs	67	62,039
97 National security and international affairs	64	28,052
TOTAL	888	284,594
Nonclassifiable establishments		
99 Nonclassifiable establishments	1,445	3,147,818

FEDERAL PROCUREMENT DATA SYSTEM
PERCENTAGE OF PROCUREMENT DOLLARS AWARDED COMPETITIVELY
 SF279 and SF 281 Data



FEDERAL PROCUREMENT DATA SYSTEM
COMPARISON OF PRE- AND POST-CICA ACTIONS



Government Purchase Card Statistics

Sales, Transactions and Cards
Fiscal Year 1997

<u>AGENCY</u>	<u>SALES</u>	<u>TRANSACTION</u>	<u>CARDS</u>
Agency for Intl Development	\$2,542,554.53	1,608	161
Agriculture, Department of	\$130,647,283.30	521,821	16,106
Amtrak	\$352,604.12	860	26
Appalachian Reg. Comm	\$170,187.17	574	11
Army, Department of	\$968,264,839.91	2,154,669	49,111
Commerce, Department of	\$88,228,892.63	238,950	5,782
Consumer Product Safety Comm	\$236,230.27	911	42
Corp. for Natural Service	\$598,269.98	2,869	75
Defense, Department	\$122,492,293.78	224,140	3,094
Education, Department of	\$8,441,928.22	13,010	258
EIB Headquarters	\$68,181.41	219	20
Energy, Department of	\$132,298,276.21	259,033	5,298
Environmental Protection Agy	\$25,255,754.11	59,941	1,655
Equal Employment Opport Com	\$334,512.60	1,429	61
Exec Ofc of President	\$1,519,326.94	4,077	112
Farm Credit Admin	\$299,688.79	534	10
Federal Communication Comm	\$2,234,609.20	5,086	187
Federal Deposit Ins. Corp.	\$3,700,001.62	9,254	363
Federal Emergency Mgmt Agy	\$15,830,736.93	20,021	439
Federal Labor Relations Auth	\$153,910.74	478	15
Federal Mediation/Conc. Serv.	\$72,453.19	551	21
Federal Trade Commission	\$1,339,831.42	3,262	65
Gen. Serv. Administration	\$79,479,194.70	149,194	3,064
Govt of Virgin Island	\$114,995.85	236	2
Government Printing Office	\$130,788.35	1,130	47
Health & Human Service	\$88,768,256.75	225,041	4,913
Housing & Urban Development	\$7,619,222.19	14,645	445
Interior, Department of	\$211,262,853.66	712,079	18,067
Int'l Trade Commission	\$496,745.38	1,007	12
Justice, Department of	\$177,947,767.74	432,418	10,154
Labor, Department of	\$13,789,544.35	40,091	1,156
Library of Congress	\$1,582,988.88	3,216	64
Logistical Support Division	\$562,315.62	1,508	90
Merit Sys Protection Board	\$208,250.31	741	27
Misc Independent Agencies	\$4,549,808.95	12,444	222
Natl Aeron & Space Admin	\$55,858,228.99	90,092	2,673
Natl Archives & Records Admin	\$2,939,083.59	8,961	173
Natl Credit Union Admin	\$90,526.42	394	19
Natl Fnds Arts/Human	\$718,432.45	1,438	18
Natl Labor Relations Board	\$189,911.73	1,017	62
Natl Science Foundation	\$1,665,916.99	5,332	150
Navy, Department of	\$592,342,811.72	1,154,106	21,138
Office Of Personnel Mgmt	\$5,490,977.38	9,690	201
Overseas Private Investment	\$83,253.27	401	11
Railroad Retirement Board	\$99,835.34	423	55
Securities & Exchange Comm	\$1,587,249.73	1,543	32
Small Business Admin	\$2,556,376.69	9,725	226
Smithsonian	\$46,663.30	446	22
Social Security Admin	\$38,687,120.12	76,287	2,729
State Dept./Foreign Affairs	\$1,131,114.15	2,313	213
State, Department of	\$14,856,160.90	25,337	422
Transportation, Department of	\$232,259,932.62	627,979	18,328
Treasury, Department	\$103,638,639.50	400,761	14,283
US Air Force	\$438,149,830.67	1,296,770	29,662
US Courts	\$2,619,759.26	11,068	558
US General Accounting Office	\$133,225.00	545	35
US Information Agency	\$6,800,152.18	11,039	176
US Nuclear Regulatory	\$2,468,796.45	4,640	100
US Postal Service	\$320,664,918.61	934,599	17,786
US Senate	\$155,711.71	674	81
US Tax Court	\$29,724.43	159	1
VA Prime Vendor	\$231,514,473.07	88,850	329
Veterans Administration	\$797,149,080.32	1,526,522	33,847
Program Totals FY 97	\$4,945,523,006.39	11,408,158	264,505

THIS CHART WAS PROVIDED BY THE SERVICE ACQUISITION
CENTER OF THE FEDERAL SUPPLY SERVICE, GSA

*These figures are not included in any other part of the FPR

FEDERAL PROCUREMENT DATA SYSTEM
TOP 100 FEDERAL CONTRACTORS
 Actions Reported Individually on SF279
 Fiscal Year 1997 Through Fourth Quarter

	CURRENT YEAR'S DOLLARS (000)	PERCENT OF DOLLARS	PRIOR YEAR'S DOLLARS (000)	PERCENT OF DOLLARS
TOTAL FEDERAL	172,720,914	100.00	178,708,565	100.00
TOP 100 SUBTOTAL	81,883,419	47.41	100,651,014	56.32
1 LOCKHEED MARTIN CORPORATION	13,011,819	7.53	16,333,862	9.14
2 MCDONNELL DOUGLAS CORPORATION	6,695,700	3.88	12,532,043	7.01
3 NORTHROP GRUMMAN CORPORATION	3,108,833	1.80	2,786,963	1.56
4 GENERAL MOTORS CORPORATION	3,103,518	1.80	5,704,308	3.19
5 RAYTHEON COMPANY	2,825,488	1.64	3,441,808	1.93
6 UNIVERSITY OF CALIFORNIA	2,683,643	1.55	3,059,939	1.71
7 BOEING COMPANY THE	2,184,608	1.26	3,481,962	1.95
8 UNITED TECHNOLOGIES CORP	1,903,682	1.10	2,642,469	1.48
9 LITTON INDUSTRIES INC	1,716,815	0.99	1,766,702	0.99
10 GENERAL DYNAMICS CORPORATION	1,543,524	0.89	2,701,393	1.51
11 TRW INC	1,536,289	0.89	1,504,384	0.84
12 ROCKWELL INTERNATIONAL CORP	1,523,942	0.88	2,416,182	1.35
13 SCIENCE APPLICATIONS INTL CORP	1,378,704	0.80	1,334,655	0.75
14 GENERAL ELECTRIC COMPANY	1,348,205	0.78	1,936,531	1.08
15 TEXTRON INC	1,320,819	0.76	1,270,328	0.71
16 UNITED SPACE ALLIANCE LLC	1,314,365	0.76	544,424	0.30
17 SANDIA CORPORATION	1,288,894	0.75	1,285,800	0.72
18 ALLIEDSIGNAL INC	1,235,887	0.72	1,204,634	0.67
19 CALIFORNIA INSTITUTE OF TECHNOLOGY	1,138,120	0.66	1,203,572	0.67
20 FLUOR CORPORATION	1,108,594	0.64	303,782	0.17
21 CBS CORPORATION	1,009,410	0.58	4,019,976	2.25
22 COMPUTER SCIENCES CORPORATION	949,619	0.55	1,281,218	0.72
23 GTE CORPORATION	903,217	0.52	631,335	0.35
24 AT&T CORPORATION	883,374	0.51	942,873	0.53
25 DYNACORP	701,181	0.41	637,145	0.36
26 FOUNDATION HEALTH CORPORATION	656,133	0.38	334,153	0.19
27 ITT INDUSTRIES INC	645,655	0.37	714,468	0.40
28 TENNECO INC	630,488	0.37	457,365	0.26
29 HUMANA INC	621,450	0.36	188,701	0.11
30 AVONDALE INDUSTRIES	611,501	0.35	331,712	0.19
31 HANSON PLC	597,718	0.35	246,897	0.14
32 THIOKOL CORPORATION	578,033	0.33	451,286	0.25
33 BATTELLE MEMORIAL INSTITUTE	577,506	0.33	560,505	0.31
34 EXXON CORPORATION	538,701	0.31	446,899	0.25
35 BECHTEL GROUP INC	535,891	0.31	1,486,463	0.83
36 TEXAS INSTRUMENTS INCORPORATED	514,936	0.30	531,655	0.30
37 BDM INTERNATIONAL INC	497,935	0.29	501,700	0.28
38 TRACOR INC	493,368	0.29	619,675	0.35
39 UNITED DEFENSE LP	486,036	0.28	912,124	0.51
40 UNIVERSITY OF CHICAGO THE	475,053	0.28	491,139	0.27
41 MCDERMOTT INTERNATIONAL INC	447,182	0.26	397,943	0.22
42 STANDARD MISSILE LLC	438,632	0.25	372,119	0.21
43 PLANNING RESEARCH CORP	430,795	0.25	537,386	0.30
44 CHRYSLER CORPORATION	414,423	0.24	427,287	0.24
45 AMERISOURCE HEALTH CORPORATION	407,549	0.24	387,049	0.22
46 MASSACHUSETTS INST OF TECH	403,008	0.23	360,437	0.20
47 ASSOCIATED UNIVERSITIES INC	394,503	0.23	400,281	0.22
48 MITRE CORPORATION	385,753	0.22	461,904	0.26
49 FMC CORPORATION	379,907	0.22	141,419	0.08
50 MASON COMPANY THE DEL	371,612	0.22	392,889	0.22

FEDERAL PROCUREMENT DATA SYSTEM
TOP 100 FEDERAL CONTRACTORS-Continued
 Actions Reported Individually on SF279
 Fiscal Year 1997 Through Fourth Quarter

	CURRENT YEAR'S DOLLARS (000)	PERCENT OF DOLLARS	PRIOR YEAR'S DOLLARS (000)	PERCENT OF DOLLARS
51 MOTOROLA INC	370,703	0.21	377,902	0.21
52 LOGICON INC	370,281	0.21	481,718	0.27
53 SVERDRUP CORPORATION	369,768	0.21	288,933	0.16
54 INTERNATIONAL BUS MCHS CORP	369,088	0.21	753,527	0.42
55 ALLIANT TECHSYSTEMS INC	358,902	0.21	456,054	0.26
56 RENCO GROUP INC THE	314,264	0.18	326,520	0.18
57 HALLIBURTON COMPANY	311,951	0.18	597,464	0.33
58 JOHNS HOPKINS UNIVERSITY	304,560	0.18	309,604	0.17
59 AEROSPACE CORPORATION	300,072	0.17	157,818	0.09
60 SHELL OIL COMPANY	299,986	0.17	201,258	0.11
61 BOOZ ALLEN & HAMILTON INC	298,821	0.17	279,097	0.16
62 UNISYS CORPORATION	294,446	0.17	748,577	0.42
63 FEDERAL EXPRESS CORPORATION	292,805	0.17	243,408	0.14
64 OLIN CORPORATION	288,840	0.17	436,610	0.24
65 NASSCO HOLDINGS INC	287,943	0.17	301,456	0.17
66 OHM CORPORATION	287,640	0.17	266,889	0.15
67 UNC INCORPORATED	287,621	0.17	252,917	0.14
68 EG&G INC	286,757	0.17	240,135	0.13
69 JOHNSON CONTROLS INC	283,374	0.16	319,741	0.18
70 HARRIS CORPORATION	279,700	0.16	640,254	0.36
71 CHEVRON CORPORATION	278,455	0.16	5,392	0.00
72 STEWART & STEVENSON SVCS INC	268,812	0.16	149,757	0.08
73 ATLANTIC RICHFIELD COMPANY	267,451	0.15	166,625	0.09
74 STANFORD LELAND JUNIOR UNIV	261,274	0.15	267,929	0.15
75 NICHOLS RESEARCH CORPORATION	261,136	0.15	225,783	0.13
76 UNIVERSITIES RESEARCH ASSN	252,945	0.15	265,659	0.15
77 HUGHES AIRCRAFT COMPANY	241,107	0.14	303,191	0.17
78 BTG INC	240,923	0.14	176,730	0.10
79 WORLDCORP INC	238,078	0.14	270,875	0.15
80 PROCTER & GAMBLE COMPANY THE	231,637	0.13	214,230	0.12
81 HANSEL PHELPS CONSTRUCTION CO	229,831	0.13	93,373	0.05
82 OHIO VALLEY ELECTRIC CORP	229,666	0.13	235,684	0.13
83 MEDICAL SERVICE ASSN OF PA	227,438	0.13	170,404	0.10
84 MAERSK INC	224,905	0.13	61,533	0.03
85 GOVERNMENT TECHNOLOGY SVCS INC	224,051	0.13	185,193	0.10
86 MCI COMMUNICATIONS CORPORATION	223,531	0.13	187,311	0.10
87 SPRINT COMMUNICATIONS CO LP	219,185	0.13	85,852	0.05
88 THE GENERAL ELECTRIC CO PLC	214,213	0.12	221,233	0.12
89 TRIWEST HEALTHCARE ALLIANCE CO	212,918	0.12	32,415	0.02
90 OSHKOSH TRUCK CORPORATION	212,700	0.12	188,815	0.11
91 ROLLS-ROYCE PLC	204,322	0.12	384,417	0.22
92 TELEDYNE INC	200,375	0.12	209,891	0.12
93 BELL ATLANTIC CORPORATION	198,515	0.11	341,603	0.19
94 COMPUTER DATA SYSTEMS INC	196,036	0.11	190,852	0.11
95 OGDEN CORPORATION	195,573	0.11	169,864	0.10
96 SYSOREX INTERNATIONAL INC	187,904	0.11	71,257	0.04
97 MANAGEMENT AND TRAINING CORP	187,224	0.11	175,527	0.10
98 DRAPER CHARLES STARK LAB INC	183,712	0.11	233,427	0.13
99 CLARK ENTERPRISES INC	180,050	0.10	266,006	0.15
100 HONEYWELL INC	179,912	0.110	298,560	0.17

FEDERAL PROCUREMENT DATA SYSTEM
TOP 10 FEDERAL CONTRACTORS BY PRODUCT/SERVICE CATEGORY
 Actions Reported Individually on SF279
 Fiscal Year 1997 Through Fourth Quarter

	Number of Actions	Dollars (000)
I. Research and Development		
Dept. of Defense		
LOCKHEED MARTIN CORPORATION	1,221	3,495,961
NORTHROP GRUMMAN CORPORATION	299	1,163,769
RAYTHEON COMPANY	326	694,443
MCDONNELL DOUGLAS CORPORATION	307	619,325
TEXTRON INC	53	558,377
ROCKWELL INTERNATIONAL CORP	236	543,844
TRW INC	263	540,681
BOEING COMPANY THE	222	477,420
UNITED TECHNOLOGIES CORP	214	447,145
GENERAL MOTORS CORPORATION	263	406,921
Civilian Agencies		
UNIVERSITY OF CALIFORNIA	109	362,888
GENERAL MOTORS CORPORATION	49	204,463
ANTARCTIC SUPPORT ASSOCIATES	4	121,615
TRW INC	47	116,594
SPACE RESEARCH INSTITUTE	6	105,632
BOEING COMPANY THE	60	104,705
WESTAT INC	44	69,858
JOHNS HOPKINS UNIVERSITY	43	65,345
ASSOC UNIV RESEARCH ASTRONOMY	11	64,098
STANFORD LELAND JUNIOR UNIV	11	60,556
II. Construction		
Dept. of Defense		
RAYTHEON COMPANY	153	245,440
HENSEL PHELPS CONSTRUCTION CO	42	193,248
OHM CORPORATION	259	172,603
SOLTEK OF SAN DIEGO	59	150,067
FEDERAL REPUBLIC OF GERMANY	293	131,658
KIEWIT PETER SONS' DE CORP	47	109,650
OLIN CORPORATION	17	101,396
MCDONNELL DOUGLAS CORPORATION	7	101,277
BECHTEL GROUP INC	87	101,106
LANE INDUSTRIES INCORPORATED	21	99,450
Civilian Agencies		
CLARK ENTERPRISES INC	74	100,667
DICK ENTERPRISES INC	18	86,159
BELL BCI COMPANY	9	81,345
KEATING DANIEL J CNSTR CO	67	69,491
BECHTEL GROUP INC	10	67,101
BAKER MICHAEL CORPORATION	8	50,145
HENSEL PHELPS CONSTRUCTION CO	12	36,583
HOFFMAN CORPORATION	4	30,044
KLEWIN C R INC	1	26,855
BLACKINTON & DECKER INC	8	25,475

FEDERAL PROCUREMENT DATA SYSTEM
TOP 10 FEDERAL CONTRACTORS BY PRODUCT/SERVICE CATEGORY
 - Continued

Actions Reported Individually on SF279
 Fiscal Year 1997 Through Fourth Quarter

	Number of Actions	Dollars (000)
III. Supplies and Equipment		
Dept. of Defense		
MCDONNELL DOUGLAS CORPORATION	925	4,962,390
LOCKHEED MARTIN CORPORATION	2,202	3,878,626
NORTHROP GRUMMAN CORPORATION	684	1,475,904
UNITED TECHNOLOGIES CORP	1,214	1,278,508
LITTON INDUSTRIES INC	1,052	1,151,927
GENERAL DYNAMICS CORPORATION	288	1,126,364
RAYTHEON COMPANY	628	1,079,162
GENERAL MOTORS CORPORATION	690	986,746
BOEING COMPANY THE	576	935,454
TEXTRON INC	304	736,206
Civilian Agencies		
HANSON PLC	52	563,117
THIOLCORPORATION	8	421,469
AMERISOURCE HEALTH CORPORATION	316	397,544
LOCKHEED MARTIN CORPORATION	37	360,220
GENERAL MOTORS CORPORATION	26	241,541
MCDERMOTT INTERNATIONAL INC	49	237,487
MCDONNELL DOUGLAS CORPORATION	16	234,127
CHRYSLER CORPORATION	8	180,556
TRW INC	10	164,062
FMC CORPORATION	45	140,203
IV. ADP Services and Equipment		
Dept. of Defense		
GENERAL MOTORS CORPORATION	2,679	480,383
LOCKHEED MARTIN CORPORATION	768	398,500
COMPUTER SCIENCES CORPORATION	558	260,430
BOEING COMPANY THE	197	224,068
GTE CORPORATION	384	214,822
SYSOREX INTERNATIONAL INC	602	163,603
GOVERNMENT TECHNOLOGY SVCS INC	1,139	160,702
AT&T CORP	1,294	152,490
UNISYS CORPORATION	447	130,465
PLANNING RESEARCH CORPORATION	587	125,725
Civilian Agencies		
LOCKHEED MARTIN CORPORATION	97	273,926
COMPUTER SCIENCES CORPORATION	346	255,618
GENERAL MOTORS CORPORATION	347	243,290
COMPUTER DATA SYSTEMS INC	640	173,868
INTERNATIONAL BUS MCHS CORP	894	152,592
TRW INC	230	106,568
BTG INC	1,058	104,047
DYNACORP	263	80,192
RAYTHEON COMPANY	50	73,768
NORTHROP GRUMMAN CORPORATION	68	69,008

FEDERAL PROCUREMENT DATA SYSTEM
TOP 10 FEDERAL CONTRACTORS BY PRODUCT/SERVICE CATEGORY
 - Continued

Actions Reported Individually on SF279
 Fiscal Year 1997 Through Fourth Quarter

	Number of Actions	Dollars (000)
V. Architect and Engineering		
Dept. of Defense		
CH2M HILL COMPANIES LTD	267	66,615
PARSONS CORPORATION	212	56,788
TALLEY INDUSTRIES INC	103	45,417
URS CORPORATION	130	36,808
PLANNING RESEARCH CORPORATION	183	36,568
HALLIBURTON COMPANY	209	33,914
GENERAL DYNAMICS CORPORATION	6	32,525
SCIENCE APPLICATIONS INTL CORP	193	30,048
TELEDYNE INC	19	28,824
EARTH TECHNOLOGY CORP USA	111	28,714
Civilian Agencies		
CH2M HILL COMPANIES LTD	176	50,100
DAMES & MOORE INC	21	35,644
AECOM TECHNOLOGY CORPORATION	26	23,799
DEWBERRY & DAVIS	44	18,098
DYNCORP	8	17,623
HELLMUTH OBATA & KASSABAUM	25	15,096
REYNOLDS SMITH AND HILLS INC	18	14,940
URS CORPORATION	42	13,406
TRW INC	3	13,085
WOODWARD-CLYDE GROUP INC	227	11,024
VI. Other Services		
Dept. of Defense		
LOCKHEED MARTIN CORPORATION	1,628	2,173,501
FOUNDATION HEALTH CORPORATION	60	658,271
MCDONNELL DOUGLAS CORPORATION	278	643,457
HUMANA INC	26	621,450
SCIENCE APPLICATIONS INTL CORP	1,460	613,431
RAYTHEON COMPANY	547	531,290
GENERAL MOTORS CORPORATION	488	478,224
DYNCORP	434	463,945
ROCKWELL INTERNATIONAL CORP	246	440,454
TENNECO INC	53	391,237
Civilian Agencies		
UNIVERSITY OF CALIFORNIA	61	2,292,233
LOCKHEED MARTIN CORPORATION	112	2,115,564
SANDIA CORPORATION	42	1,562,029
UNITED SPACE ALLIANCE LLC	16	1,314,365
CALIFORNIA INSTITUTE OF TECH	16	1,125,562
FLUOR CORPORATION	28	1,088,406
ALLIEDSIGNAL INC	79	680,762
AT&T CORP	740	588,480
UNIVERSITY OF CHICAGO THE	14	474,714
BATTELLE MEMORIAL INSTITUTE	95	430,471

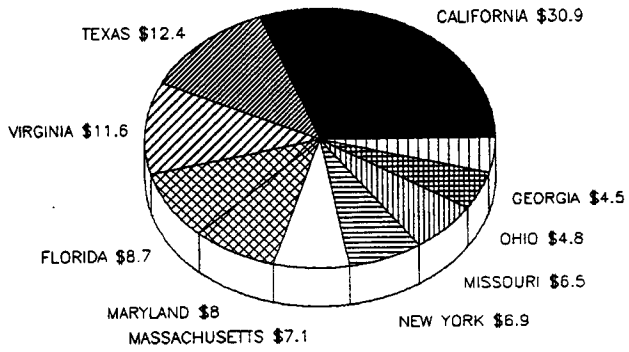
SECTION II
GEOGRAPHIC VIEW

FEDERAL PROCUREMENT DATA SYSTEM
FEDERAL PROCUREMENT BY STATE SUMMARY
 Actions Reported Individually on SF279
 Fiscal Year 1997 Through Fourth Quarter

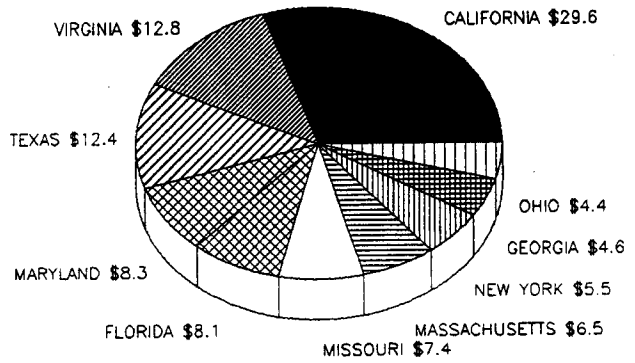
	DOLLARS (000)	PERCENT OF DOLLARS	DOLLAR RANK	RANK LAST FISCAL YEAR	RANK PER CAPITA
TOTAL FEDERAL	165,291,123	100.00			
ALABAMA	3,094,747	1.87	18	20	15
ALASKA	825,815	0.50	37	38	5
ARIZONA	2,476,164	1.50	23	18	24
ARKANSAS	365,874	0.22	44	45	50
CALIFORNIA	25,050,102	15.16	1	1	13
COLORADO	3,301,675	2.00	17	13	9
CONNECTICUT	2,758,458	1.67	19	19	10
DELAWARE	125,637	0.08	50	51	48
DISTRICT OF COLUMBIA	4,091,014	2.48	14	10	1
FLORIDA	7,521,943	4.55	5	6	25
GEORGIA	4,500,919	2.72	10	11	22
HAWAII	1,041,864	0.63	33	32	8
IDAHO	849,275	0.51	36	35	16
ILLINOIS	2,610,577	1.58	22	21	45
INDIANA	2,109,037	1.28	25	26	30
IOWA	664,853	0.40	38	39	43
KANSAS	870,512	0.53	35	33	31
KENTUCKY	2,619,453	1.58	21	28	17
LOUISIANA	2,635,122	1.59	20	25	20
MAINE	959,936	0.58	34	37	14
MARYLAND	8,210,815	4.97	4	5	4
MASSACHUSETTS	5,789,300	3.50	7	7	7
MICHIGAN	1,617,218	0.98	28	27	49
MINNESOTA	1,480,190	0.88	29	29	34
MISSISSIPPI	1,655,051	1.00	27	23	21
MISSOURI	6,057,355	3.66	6	4	6
MONTANA	226,158	0.14	46	48	41
NEBRASKA	446,902	0.27	41	42	40
NEVADA	493,894	0.30	39	31	37
NEW HAMPSHIRE	425,657	0.26	43	40	29
NEW JERSEY	3,689,726	2.23	15	17	26
NEW MEXICO	3,478,249	2.10	16	16	3
NEW YORK	4,896,551	2.96	8	8	39
NORTH CAROLINA	1,885,970	1.02	26	24	44
NORTH DAKOTA	201,616	0.12	48	49	33
OHIO	4,149,910	2.51	13	14	28
OKLAHOMA	1,069,311	0.65	32	30	32
OREGON	457,531	0.28	40	41	51
PENNSYLVANIA	4,553,273	2.75	9	9	27
RHODE ISLAND	302,973	0.18	45	44	35
SOUTH CAROLINA	2,298,827	1.39	24	22	19
SOUTH DAKOTA	223,080	0.13	47	47	36
TENNESSEE	4,175,514	2.53	12	15	12
TEXAS	12,593,537	7.62	3	3	18
UTAH	1,136,436	0.69	30	36	23
VERMONT	120,423	0.07	51	46	47
VIRGINIA	15,960,964	9.66	2	2	2
WASHINGTON	4,394,169	2.66	11	12	11
WEST VIRGINIA	431,706	0.26	42	43	42
WISCONSIN	1,114,765	0.67	31	34	46
WYOMING	131,347	0.08	49	50	38
U.S. OUTLYING AREAS	3,369,728	2.04			

FEDERAL PROCUREMENT DATA SYSTEM
TOP 10 STATES BY PROCUREMENT FOR LAST 5 YEARS (Billions)
 Actions Reported Individually on SF279

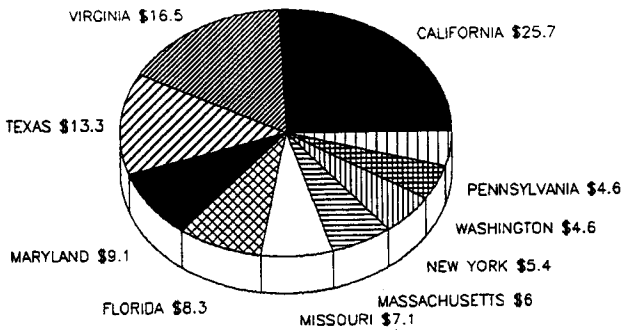
FISCAL YEAR 1993



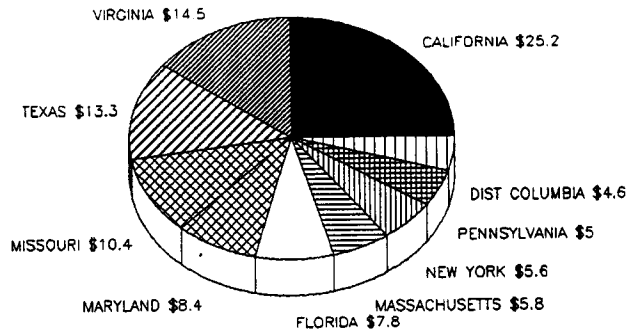
FISCAL YEAR 1994



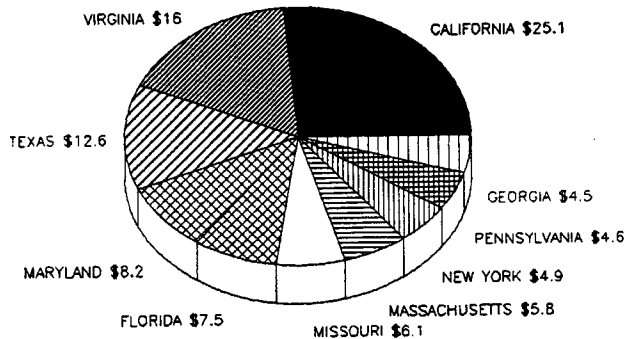
FISCAL YEAR 1995



FISCAL YEAR 1996



FISCAL YEAR 1997
 (Year to Date)



FEDERAL PROCUREMENT DATA SYSTEM
FEDERAL PROCUREMENT DOLLARS FOR ALABAMA
 Fiscal Year 1997 to Date

Population 4,319,154
 Per Capita Procurement 717

Total Procurement By Place of Performance 3,094,747
 Rank Per Capita 15 Last Year 20

TOP FIVE COUNTIES					
NAME OF COUNTY	CIVILIAN AGENCIES		DEPARTMENT OF DEFENSE		TOTAL (000)
	SMALL DIS- ADVANTAGED (000)	OTHER (000)	SMALL DIS- ADVANTAGED (000)	OTHER (000)	
1. MADISON	47,667	551,787	260,631	886,371	1,746,456
2. MONTGOMERY	5,045	62,633	26,324	183,062	277,064
3. COFFEE	34	3,794	9,791	190,892	204,511
4. MOBILE	2,457	18,790	4,274	167,231	192,752
5. JEFFERSON	3,376	59,459	4,239	100,431	167,505
TOP FIVE AGENCIES WITH PLACE OF PERFORMANCE IN THIS STATE (000)					
1. DEPARTMENT OF DEFENSE					2,158,777
2. NATIONAL AERONAUTICS AND SPACE ADMINISTRATION					574,633
3. GENERAL SERVICES ADMINISTRATION					109,574
4. TENNESSEE VALLEY AUTHORITY					102,858
5. DEPARTMENT OF VETERANS AFFAIRS					44,694
TOP FIVE CONTRACTING OFFICES LOCATED IN THIS STATE (000)					
ARMY, MISSILE COMMAND, REDSTONE ARSENAL					3,098,217
NASA, MARSHALL SPACE FLIGHT CENTER					1,984,800
ARMY, STRATEGIC DEF CMD, HUNTSVILLE					1,427,621
ARMY, ENGINEER DISTRICT, MOBILE					372,090
USAF, SSG/PK, GUNTER AFB					347,842
TYPE OF PRODUCT OR SERVICE	SMALL BUSINESS (000)	LARGE BUSINESS (000)	STATE & LOCAL GOV'T (000)	NON- PROFIT & OTHER (000)	TOTAL (000)
CONSTRUCTION	120,396	298,664	0	0	419,060
R & D	385,331	319,772	17,308	30,835	753,246
SERVICES	387,537	871,887	5,101	26,279	1,290,804
SUPPLIES & EQUIPMENT	193,850	408,592	151	29,044	631,637
TOTAL	1,087,114	1,898,915	22,560	86,158	3,094,747
TOP CONTRACTORS PERFORMING IN THIS STATE					
CIVILIAN AGENCIES CONTRACTORS	DOLLARS (000)	DEPARTMENT OF DEFENSE CONTRACTORS	DOLLARS (000)		
1. COMPUTER SCIENCES CORPORATION	133,449	1. NICHOLS RESEARCH CORPORATION	139,736		
2. CLARK ENTERPRISES INC	46,161	2. TELEDYNE INC	106,430		
3. INGRAM INDUSTRIES INC	34,138	3. DYNACORP	100,634		
4. B A M S I INC	34,016	4. OCEAN MARINE NAVIGATION CO LP	99,975		
5. SPACEHAB INCORPORATED	26,222	5. INTERGRAPH CORPORATION	95,353		
6. INTERNATIONAL PAPER COMPANY	14,389	6. PRECISION STANDARD INC	81,204		
7. SVERDRUP CORPORATION	12,583	7. BOEING COMPANY THE	59,704		
8. GOLD KIST INC	12,271	8. LOGICON INC	59,587		
9. WALKER DRUG COMPANY LLC	12,185	9. AMERICAN APPAREL INC	49,477		
10. UNIVERSITY ALA AT BIRMINGHAM	9,931	10. DYNETICS INC	46,604		

FEDERAL PROCUREMENT DATA SYSTEM
FEDERAL PROCUREMENT DOLLARS FOR ALASKA
 Fiscal Year 1997 to Date

Population 609,311 Total Procurement By Place of Performance 825,815
 Per Capita Procurement 1,355 Rank Per Capita 5 Last Year 39

TOP FIVE COUNTIES					
NAME OF COUNTY	CIVILIAN AGENCIES		DEPARTMENT OF DEFENSE		TOTAL (000)
	SMALL DIS- ADVANTAGED (000)	OTHER (000)	SMALL DIS- ADVANTAGED (000)	OTHER (000)	
1. ANCHORAGE	6,044	45,336	50,531	198,541	300,452
2. FAIRBANKS NORTH	133	30,642	51,414	101,880	184,069
3. ALEUTIAN ISLAND	-9	1,035	22,076	46,624	69,726
4. YUKON-KOYUKUK	82	4,005	6,862	50,170	61,119
5. KODIAK ISLAND	13,430	14,777	469	16,531	45,207
TOP FIVE AGENCIES WITH PLACE OF PERFORMANCE IN THIS STATE (000)					
1. DEPARTMENT OF DEFENSE					644,868
2. DEPARTMENT OF TRANSPORTATION					57,370
3. DEPARTMENT OF THE INTERIOR					26,988
4. DEPARTMENT OF AGRICULTURE					22,513
5. DEPARTMENT OF HEALTH AND HUMAN SERVICES					21,999
TOP FIVE CONTRACTING OFFICES LOCATED IN THIS STATE (000)					
ARMY, ENGINEER DISTRICT, ANCHORAGE					202,269
USAF, 3 CONS/LGC, ELMENDORF AFB					99,976
USAF, 343 CONS/LGC, EIELSON					58,869
ARMY, FORT RICHARDSON GARRISON					39,635
DOD/DEF INFO SYSTEMS AGCY, ELMENDORF AFB					27,773
TYPE OF PRODUCT OR SERVICE	SMALL BUSINESS (000)	LARGE BUSINESS (000)	STATE & LOCAL GOV'T (000)	NON- PROFIT & OTHER (000)	TOTAL (000)
CONSTRUCTION	174,455	156,637	1,242	97	332,431
R & D	17	9,592	10,359	1,849	21,817
SERVICES	127,003	178,078	17,555	18,227	340,863
SUPPLIES & EQUIPMENT	97,133	33,444	17	110	130,704
TOTAL	398,608	377,751	29,173	20,283	825,815
TOP CONTRACTORS PERFORMING IN THIS STATE					
CIVILIAN AGENCIES CONTRACTORS	DOLLARS (000)	DEPARTMENT OF DEFENSE CONTRACTORS		DOLLARS (000)	
1. UNIVERSITY OF ALASKA	11,912	1. PIQUNIQ MANAGEMENT CORPORATION		49,315	
2. ALEUT CORPORATION	10,775	2. TRAC-WORK INC		32,549	
3. BOEING COMPANY THE	9,445	3. ARCTIC SLOPE REGIONAL CORP		24,329	
4. JAY-BRANT GENERAL CONTRACTORS	6,386	4. ITT INDUSTRIES INC		22,558	
5. STRAND HUNT CONSTRUCTION INC	5,760	5. KIEWIT PETER SONS' DE CORP		20,045	
6. LOCKHEED MARTIN CORPORATION	5,097	6. AMERICAN MECHANICAL INC		19,704	
7. CH2M HILL COMPANIES LTD	5,048	7. JACOBS ENGINEERING GROUP INC		19,493	
8. MC GRAW'S CUSTOM CONSTRUCTION	4,451	8. HARRIS CORPORATION		17,677	
9. KLUKWAN INC	4,446	9. ALEUT CORPORATION		17,227	
10. TANANA CHIEFS CONFERENCE INC	3,567	10. LITTLE ARTHUR D INC		16,816	

FEDERAL PROCUREMENT DATA SYSTEM
FEDERAL PROCUREMENT DOLLARS FOR ARIZONA
 Fiscal Year 1997 to Date

Population 4,554,966
 Per Capita Procurement 544

Total Procurement By Place of Performance 2,476,164
 Rank Per Capita 24 Last Year 19

TOP FIVE COUNTIES					
NAME OF COUNTY	CIVILIAN AGENCIES		DEPARTMENT OF DEFENSE		TOTAL (000)
	SMALL DIS- ADVANTAGED (000)	OTHER (000)	SMALL DIS- ADVANTAGED (000)	OTHER (000)	
1. MARICOPA	12,692	330,412	20,934	928,086	1,292,124
2. PIMA	4,761	51,302	24,083	761,219	841,365
3. COCHISE	139	4,839	20,812	139,865	165,655
4. PINAL	0	40,739	0	3,382	44,121
5. LA PAZ	0	1,009	5,624	31,580	38,213
TOP FIVE AGENCIES WITH PLACE OF PERFORMANCE IN THIS STATE (000)					
1. DEPARTMENT OF DEFENSE					1,970,420
2. GENERAL SERVICES ADMINISTRATION					121,510
3. DEPARTMENT OF JUSTICE					110,540
4. DEPARTMENT OF HEALTH AND HUMAN SERVICES					86,977
5. NATIONAL AERONAUTICS AND SPACE ADMINISTRATION					39,780
TOP FIVE CONTRACTING OFFICES LOCATED IN THIS STATE (000)					
ARMY, INTELLIGENCE CENTER, FORT HUACHUCA					400,418
HHS, PUBLIC HEALTH SERVICE, PHOENIX					64,398
ARMY, YUMA PROVING GROUND					44,535
VA MEDICAL CENTER, PHOENIX					32,902
USAF, 56 CONS/CC, LUKE AFB					31,351
TYPE OF PRODUCT OR SERVICE	SMALL BUSINESS (000)	LARGE BUSINESS (000)	STATE & LOCAL GOV'T (000)	NON- PROFIT & OTHER (000)	TOTAL (000)
CONSTRUCTION	106,747	132,416	435	102	239,700
R & D	45,762	214,205	8,597	2,945	271,509
SERVICES	109,990	511,648	37,040	46,683	705,361
SUPPLIES & EQUIPMENT	70,672	849,022	161	339,739	1,259,594
TOTAL	333,171	1,707,291	46,233	389,469	2,476,164
TOP CONTRACTORS PERFORMING IN THIS STATE					
CIVILIAN AGENCIES CONTRACTORS	DOLLARS (000)	DEPARTMENT OF DEFENSE CONTRACTORS	DOLLARS (000)		
1. DICK ENTERPRISES INC	84,747	1. GENERAL MOTORS CORPORATION	712,662		
2. MCDONNELL DOUGLAS CORPORATION	80,630	2. TRIWEST HEALTHCARE ALLIANCE CO	212,918		
3. CORRECTIONS CORP AMERICA	17,713	3. ALLIEDSIGNAL INC	176,904		
4. HOST MARRIOTT CORPORATION	15,754	4. MOTOROLA INC	143,206		
5. ALLIEDSIGNAL INC	13,249	5. MCDONNELL DOUGLAS CORPORATION	109,761		
6. GILA RIVER INDIAN COMMUNITY	11,636	6. COMPUTER SCIENCES CORPORATION	31,591		
7. COMPUTER EQUITY CORP	9,266	7. SCIENCE APPLICATIONS INTL CORP	28,857		
8. TELEDYNE INC	8,898	8. TALLEY INDUSTRIES INC	26,062		
9. METALLGESELLSCHAFT AKTIENGESEL	7,619	9. BDM INTERNATIONAL INC	18,422		
10. MCKESSON CORPORATION DELAWARE	7,080	10. EC III (JV)	18,361		

FEDERAL PROCUREMENT DATA SYSTEM
FEDERAL PROCUREMENT DOLLARS FOR ARKANSAS
 Fiscal Year 1997 to Date

Population 2,522,819
 Per Capita Procurement 145

Total Procurement By Place of Performance 365,874
 Rank Per Capita 50 Last Year 45

TOP FIVE COUNTIES					
NAME OF COUNTY	CIVILIAN AGENCIES		DEPARTMENT OF DEFENSE		TOTAL (000)
	SMALL DIS-ADVANTAGED (000)	OTHER (000)	SMALL DIS-ADVANTAGED (000)	OTHER (000)	
1. PULASKI	5,640	35,644	5,952	48,934	96,170
2. OUACHITA	0	189	14,026	26,844	41,059
3. JEFFERSON	3,972	25,491	2,028	9,278	40,769
4. POPE	598	36,289	76	698	37,661
5. BENTON	24	4,778	0	13,347	18,149

TOP FIVE AGENCIES WITH PLACE OF PERFORMANCE IN THIS STATE (000)	
1. DEPARTMENT OF DEFENSE	192,045
2. DEPARTMENT OF VETERANS AFFAIRS	36,994
3. DEPARTMENT OF COMMERCE	36,451
4. DEPARTMENT OF HEALTH AND HUMAN SERVICES	31,861
5. DEPARTMENT OF AGRICULTURE	21,777

TOP FIVE CONTRACTING OFFICES LOCATED IN THIS STATE (000)	
VA MEDICAL CENTER, NORTH LITTLE ROCK	47,701
ARMY, PINE BLUFF ARSENAL	23,536
ARMY, ENGINEER DISTRICT LITTLE ROCK	22,592
ARMY, ENGINEER DISTRICT LITTLE ROCK (CIVIL)	21,377
USAF, 314/CONS, LITTLE ROCK AFB	11,839

TYPE OF PRODUCT OR SERVICE	SMALL BUSINESS (000)	LARGE BUSINESS (000)	STATE & LOCAL GOV'T (000)	NON-PROFIT & OTHER (000)	TOTAL (000)
CONSTRUCTION	49,462	55,408	0	0	104,870
R & D	194	44	36	630	904
SERVICES	31,529	39,157	1,329	9,559	81,574
SUPPLIES & EQUIPMENT	38,330	136,290	66	3,840	178,526
TOTAL	119,515	230,899	1,431	14,029	365,874

TOP CONTRACTORS PERFORMING IN THIS STATE			
CIVILIAN AGENCIES CONTRACTORS	DOLLARS (000)	DEPARTMENT OF DEFENSE CONTRACTORS	DOLLARS (000)
1. ANDERSEN ARTHUR LLP	36,178	1. CLARK ENTERPRISES INC	13,727
2. WHITE CONSTRUCTION COMPANY	11,512	2. TYSON FOODS INC	11,400
3. FLINT INDUSTRIES INC	9,700	3. DAIMLER-BENZ AG	10,359
4. SIEMENS BUS CMMNCTIONS SYSTEMS	7,912	4. ZODIAC SA	8,916
5. SEDALCO INC	7,675	5. SEQUA CORPORATION	8,820
6. CONAGRA INC	7,521	6. MUNRO & COMPANY INC	8,059
7. TYSON FOODS INC	6,781	7. TRACOR INC	7,086
8. MATTHEWS INTERNATIONAL CORP	6,714	8. ENERGY CORPORATION	4,856
9. NVT TECHNOLOGIES INC	4,483	9. MORRISON KNUDSEN CORPORATION	3,845
10. RICELAND FOODS INC	4,276	10. OHM CORPORATION	3,591

FEDERAL PROCUREMENT DATA SYSTEM
FEDERAL PROCUREMENT DOLLARS FOR CALIFORNIA
 Fiscal Year 1997 to Date

Population 32,268,301
 Per Capita Procurement 776

Total Procurement By Place of Performance 25,050,102
 Rank Per Capita 13 Last Year 15

TOP FIVE COUNTIES					
NAME OF COUNTY	CIVILIAN AGENCIES		DEPARTMENT OF DEFENSE		TOTAL (000)
	SMALL DIS-ADVANTAGED (000)	OTHER (000)	SMALL DIS-ADVANTAGED (000)	OTHER (000)	
1. LOS ANGELES	48,455	2,333,137	93,120	6,809,200	9,283,912
2. SANTA CLARA	49,389	679,600	7,253	2,642,194	3,378,436
3. SAN DIEGO	42,788	384,271	264,484	2,434,100	3,125,643
4. ORANGE	8,078	305,553	65,097	1,624,776	2,003,504
5. ALAMEDA	18,815	1,575,024	18,153	194,702	1,806,694

TOP FIVE AGENCIES WITH PLACE OF PERFORMANCE IN THIS STATE (000)	
1. DEPARTMENT OF DEFENSE	18,507,768
2. NATIONAL AERONAUTICS AND SPACE ADMINISTRATION	2,661,415
3. DEPARTMENT OF ENERGY	1,859,659
4. GENERAL SERVICES ADMINISTRATION	383,515
5. DEPARTMENT OF TRANSPORTATION	334,074

TOP FIVE CONTRACTING OFFICES LOCATED IN THIS STATE (000)	
ENERGY, SAN FRANCISCO OPS OFC, OAKLAND	1,758,996
NASA, JET PROPULSION LAB, PASADENA	1,139,437
NAVY, FACILITIES ENGINEERING CMD, SAN DIEGO	928,703
USAF, SMC/PK2, LOS ANGELES	889,496
USAF, SMC/PKJ, LOS ANGELES	673,672

TYPE OF PRODUCT OR SERVICE	SMALL BUSINESS (000)	LARGE BUSINESS (000)	STATE & LOCAL GOV'T (000)	NON-PROFIT & OTHER (000)	TOTAL (000)
CONSTRUCTION	810,838	1,327,026	64	948	2,138,876
R & D	654,481	3,541,536	363,731	621,699	5,181,447
SERVICES	1,109,897	5,174,987	1,352,046	1,355,981	8,992,911
SUPPLIES & EQUIPMENT	970,637	7,284,846	2,111	479,274	8,736,868
TOTAL	3,545,853	17,328,395	1,717,952	2,457,902	25,050,102

TOP CONTRACTORS PERFORMING IN THIS STATE			
CIVILIAN AGENCIES CONTRACTORS	DOLLARS (000)	DEPARTMENT OF DEFENSE CONTRACTORS	DOLLARS (000)
1. UNIVERSITY OF CALIFORNIA	1,466,053	1. MCDONNELL DOUGLAS CORPORATION	2,142,191
2. CALIFORNIA INSTITUTE OF TECH	1,126,324	2. NORTHROP GRUMMAN CORPORATION	1,112,754
3. TRW INC	265,335	3. ROCKWELL INTERNATIONAL CORP	904,266
4. STANFORD LELAND JUNIOR UNIV	242,580	4. GENERAL MOTORS CORPORATION	840,869
5. GENERAL MOTORS CORPORATION	198,556	5. FOUNDATION HEALTH CORPORATION	655,884
6. MCDONNELL DOUGLAS CORPORATION	161,295	6. TRW INC	530,359
7. SCIENCE APPLICATIONS INTL CORP	141,331	7. LOCKHEED MARTIN CORPORATION	483,179
8. LOCKHEED MARTIN CORPORATION	67,315	8. LITTON INDUSTRIES INC	301,915
9. GENERAL ATOMICS TECH CORP	53,627	9. SCIENCE APPLICATIONS INTL CORP	298,052
10. INVISON TECHNOLOGIES INC	52,480	10. AEROSPACE CORPORATION	297,682

FEDERAL PROCUREMENT DATA SYSTEM
FEDERAL PROCUREMENT DOLLARS FOR COLORADO
 Fiscal Year 1997 to Date

Population 3,892,644
 Per Capita Procurement 848

Total Procurement By Place of Performance 3,301,675
 Rank Per Capita 9 Last Year 7

TOP FIVE COUNTIES					
NAME OF COUNTY	CIVILIAN AGENCIES		DEPARTMENT OF DEFENSE		TOTAL (000)
	SMALL DIS-ADVANTAGED (000)	OTHER (000)	SMALL DIS-ADVANTAGED (000)	OTHER (000)	
1. DENVER	45,326	124,503	11,442	828,766	1,010,037
2. EL PASO	28,663	22,504	88,512	584,197	723,876
3. JEFFERSON	32,302	585,365	4,205	15,763	637,635
4. ARAPAHOE	11,280	92,753	1,998	170,631	276,662
5. BOULDER	6,963	196,245	438	63,432	267,078

TOP FIVE AGENCIES WITH PLACE OF PERFORMANCE IN THIS STATE (000)	
1. DEPARTMENT OF DEFENSE	1,895,847
2. DEPARTMENT OF ENERGY	624,476
3. NATIONAL AERONAUTICS AND SPACE ADMINISTRATION	157,737
4. DEPARTMENT OF THE INTERIOR	157,444
5. GENERAL SERVICES ADMINISTRATION	136,963

TOP FIVE CONTRACTING OFFICES LOCATED IN THIS STATE (000)	
DOD/CIV HLTH & MED PROG/UNIFORMED SVCS, AURORA	1,860,854
ENERGY, ROCKY FLATS OFFICE, GOLDEN	521,375
USAF, 21ST CONS/LGC, PETERSON AFB	230,633
USAF, NFT/POA, FALCON AFB	91,863
USAD, 50TH CONS/LSS/LXTC, FALCON AFB	73,472

TYPE OF PRODUCT OR SERVICE	SMALL BUSINESS (000)	LARGE BUSINESS (000)	STATE & LOCAL GOV'T (000)	NON-PROFIT & OTHER (000)	TOTAL (000)
CONSTRUCTION	158,863	119,237	0	427	278,527
R & D	48,886	1,001,257	32,583	30,664	1,113,390
SERVICES	268,670	1,140,249	5,598	22,787	1,437,304
SUPPLIES & EQUIPMENT	98,664	369,418	148	4,224	472,454
TOTAL	575,083	2,630,161	38,329	58,102	3,301,675

TOP CONTRACTORS PERFORMING IN THIS STATE			
CIVILIAN AGENCIES CONTRACTORS	DOLLARS (000)	DEPARTMENT OF DEFENSE CONTRACTORS	DOLLARS (000)
1. INTERNATIONAL BUS MCHS CORP	75,642	1. LOCKHEED MARTIN CORPORATION	976,373
2. LOCKHEED MARTIN CORPORATION	62,002	2. KAMAN CORPORATION	85,024
3. BALL CORPORATION	51,757	3. FLIGHTSAFETY INTERNATIONAL	54,189
4. JOHNSON CONTRLS WORLD SVCS INC	34,092	4. PLANNING RESEARCH CORPORATION	40,886
5. MANAGEMENT ANALYSIS COMPANY	32,358	5. TRW INC	40,023
6. COMPUTER SCIENCES CORPORATION	30,105	6. BALL CORPORATION	34,512
7. UNIVERSITY OF COLORADO	28,988	7. HENSEL PHELPS CONSTRUCTION CO	31,484
8. BLACKINTON & DECKER INC	24,207	8. SWINERTON INCORPORATED	27,278
9. SYSTEM TECHNOLOGY ASSOCIATES	20,754	9. STANFORD TELECOMMUNICATIONS	21,758
10. MIDWEST RESEARCH INSTITUTE	15,103	10. PACIFIC ARCHTCTS ENGINEERS INC	13,222

FEDERAL PROCUREMENT DATA SYSTEM
FEDERAL PROCUREMENT DOLLARS FOR CONNECTICUT
 Fiscal Year 1997 to Date

Population 3,269,858
 Per Capita Procurement 844

Total Procurement By Place of Performance 2,758,458
 Rank Per Capita 10 Last Year 13

TOP FIVE COUNTIES					
NAME OF COUNTY	CIVILIAN AGENCIES		DEPARTMENT OF DEFENSE		TOTAL (000)
	SMALL DIS- ADVANTAGED (000)	OTHER (000)	SMALL DIS- ADVANTAGED (000)	OTHER (000)	
1. NEW LONDON	779	21,681	4,863	1,355,645	1,382,968
2. FAIRFIELD	1,530	84,650	746	749,748	836,674
3. HARTFORD	204	103,851	3,858	304,616	412,529
4. NEW HAVEN	1,895	22,252	341	41,326	65,814
5. MIDDLESEX	0	1,685	298	18,721	20,704

TOP FIVE AGENCIES WITH PLACE OF PERFORMANCE IN THIS STATE (000)	
1. DEPARTMENT OF DEFENSE	2,517,044
2. NATIONAL AERONAUTICS AND SPACE ADMINISTRATION	84,975
3. DEPARTMENT OF TRANSPORTATION	48,641
4. DEPARTMENT OF VETERANS AFFAIRS	45,309
5. DEPARTMENT OF JUSTICE	10,495

TOP FIVE CONTRACTING OFFICES LOCATED IN THIS STATE (000)	
NAVY, SHIPYARD CONVERSION, GROTON	122,268
VA MEDICAL CENTER, WEST HAVEN	18,935
TRANSPORTATION, COAST GUARD, NEW LONDON	14,879
ARMY, USPFO FOR CONNECTICUT, HARTFORD	11,650
JUSTICE, FEDERAL PRISON SYSTEM, DANBURY	5,042

TYPE OF PRODUCT OR SERVICE	SMALL BUSINESS (000)	LARGE BUSINESS (000)	STATE & LOCAL GOV'T (000)	NON- PROFIT & OTHER (000)	TOTAL (000)
CONSTRUCTION	28,130	37,228	0	0	65,358
R & D	37,376	582,362	1,555	2,967	624,260
SERVICES	49,748	355,940	4,875	23,446	434,009
SUPPLIES & EQUIPMENT	136,786	1,360,194	86	137,765	1,634,831
TOTAL	252,040	2,335,724	6,516	164,178	2,758,458

TOP CONTRACTORS PERFORMING IN THIS STATE			
CIVILIAN AGENCIES CONTRACTORS	DOLLARS (000)	DEPARTMENT OF DEFENSE CONTRACTORS	DOLLARS (000)
1. WESTINGHOUSE ELECTRIC CORP	20,657	1. UNITED TECHNOLOGIES CORP	666,672
2. UNITED TECHNOLOGIES CORP	16,165	2. ANALYSIS & TECHNOLOGY INC	68,158
3. OHM CORPORATION	6,248	3. ALLIEDSIGNAL INC	43,140
4. UNION CARBIDE CORPORATION	5,424	4. KAMAN CORPORATION	36,833
5. UNISYS CORPORATION	4,763	5. GENERAL DYNAMICS CORPORATION	32,171
6. PHH CORPORATION	4,660	6. FOSTER WHEELER CORPORATION	30,554
7. ABB ASEA BROWN BOVERI LTD	3,743	7. KONINKLIJKE VAN OMMEREN NV	26,339
8. ARAMARK CORPORATION	3,509	8. GENERAL MOTORS CORPORATION	23,282
9. ALPINE GROUP INC	2,684	9. ELECTRO-METHODS INC	19,154
10. YALE UNIVERSITY	2,564	10. DYNAMICS CORPORATION AMERICA	17,777

FEDERAL PROCUREMENT DATA SYSTEM
FEDERAL PROCUREMENT DOLLARS FOR DELAWARE
 Fiscal Year 1997 to Date

Population 731,581
 Per Capita Procurement 172

Total Procurement By Place of Performance 125,637
 Rank Per Capita 48 Last Year 49

TOP FIVE COUNTIES					
NAME OF COUNTY	CIVILIAN AGENCIES		DEPARTMENT OF DEFENSE		TOTAL (000)
	SMALL DIS-ADVANTAGED (000)	OTHER (000)	SMALL DIS-ADVANTAGED (000)	OTHER (000)	
1. KENT	0	1,862	11,354	65,148	78,364
2. NEW CASTLE	1,533	16,553	11,708	16,070	45,864
3. SUSSEX	0	401	0	1,008	1,409
4.					
5.					
TOP FIVE AGENCIES WITH PLACE OF PERFORMANCE IN THIS STATE (000)					
1. DEPARTMENT OF DEFENSE					105,288
2. TENNESSEE VALLEY AUTHORITY					4,912
3. GENERAL SERVICES ADMINISTRATION					4,032
4. NATIONAL AERONAUTICS AND SPACE ADMINISTRATION					3,056
5. DEPARTMENT OF JUSTICE					1,765
TOP FIVE CONTRACTING OFFICES LOCATED IN THIS STATE (000)					
USAF, 436 CONS/LGC, DOVER AFB					18,952
VA MEDICAL/RO CENTER, WILMINGTON					4,624
ARMY, USPFO FOR DELAWARE, NEW CASTLE					3,710
AGRICULTURE, FARMERS HOME ADMIN, DOVER					75
TYPE OF PRODUCT OR SERVICE	SMALL BUSINESS (000)	LARGE BUSINESS (000)	STATE & LOCAL GOV'T (000)	NON-PROFIT & OTHER (000)	TOTAL (000)
CONSTRUCTION	16,946	24,097	0	0	41,043
R & D	2,687	3,964	-2	1,205	7,854
SERVICES	7,791	10,244	510	10,777	29,322
SUPPLIES & EQUIPMENT	18,395	28,411	19	593	47,418
TOTAL	45,819	66,716	527	12,575	125,637
TOP CONTRACTORS PERFORMING IN THIS STATE					
CIVILIAN AGENCIES CONTRACTORS	DOLLARS (000)	DEPARTMENT OF DEFENSE CONTRACTORS		DOLLARS (000)	
1. NUCLEAR MUTUAL LIMITED	4,912	1. I L C INDUSTRIES DELAWARE	23,779		
2. HEWLETT-PACKARD COMPANY	2,305	2. COAKLEY & WILLIAMS CNSTR CO	9,506		
3. DU PONT E I DE NEMOURS AND CO	935	3. CHEMRING GROUP PLC	9,154		
4. MARYLAND KC INC	908	4. CAESAR RODNEY SCHOOL DISTRICT	7,942		
5. TEACHERS INSURANCE AND ANNUITY	626	5. ARCTIC SLOPE REGIONAL CORP	6,407		
6. UNIROYAL CHEMICAL CORPORATION	624	6. HUDDLESTON CONCRETE CO INC	4,003		
7. ASTROPOWER INC	613	7. INTERNATIONAL TECHNOLOGY CORP	2,996		
8. COMPACT MEMBRANE SYSTEMS INC	594	8. HEWLETT-PACKARD COMPANY	2,859		
9. ENVIRO/CONSULTANTS GROUP LTD	569	9. WU & ASSOCIATES INC	2,359		
10. BRUKER INSTRUMENTS INC	537	10. CIANBRO CORPORATION	2,090		

FEDERAL PROCUREMENT DATA SYSTEM
FEDERAL PROCUREMENT DOLLARS FOR DISTRICT OF COLUMBIA
 Fiscal Year 1997 to Date

Population 528,964 Total Procurement By Place of Performance 4,091,014
 Per Capita Procurement 7,734 Rank Per Capita 1 Last Year 1

TOP FIVE COUNTIES					
NAME OF COUNTY	CIVILIAN AGENCIES		DEPARTMENT OF DEFENSE		TOTAL (000)
	SMALL DIS-ADVANTAGED (000)	OTHER (000)	SMALL DIS-ADVANTAGED (000)	OTHER (000)	
1. DISTRICT OF COLUMBIA	469,018	2,482,812	167,957	971,227	4,091,014
2.					
3.					
4.					
5.					

TOP FIVE AGENCIES WITH PLACE OF PERFORMANCE IN THIS STATE (000)	
1. DEPARTMENT OF DEFENSE	1,139,184
2. GENERAL SERVICES ADMINISTRATION	600,023
3. DEPARTMENT OF JUSTICE	506,533
4. DEPARTMENT OF TRANSPORTATION	424,925
5. DEPARTMENT OF THE TREASURY	347,697

TOP FIVE CONTRACTING OFFICES LOCATED IN THIS STATE (000)	
NAVY, NAVAL SEA SYSTEMS CMD (BZ002)	3,988,960
NAVY, NAVAL SEA SYSTEMS CMD (BZ005)	2,604,509
ARMY, DEFENSE SUPPLY SERVICE	1,621,998
TRANSPORTATION, FED AVIATION ADMINISTRATION	1,369,015
NAVY, NAVAL SEA SYSTEMS CMD (BZ004)	1,187,451

TYPE OF PRODUCT OR SERVICE	SMALL BUSINESS (000)	LARGE BUSINESS (000)	STATE & LOCAL GOV'T (000)	NON-PROFIT & OTHER (000)	TOTAL (000)
CONSTRUCTION	115,450	178,421	40	1,227	295,138
R & D	40,218	90,933	40	99,623	230,814
SERVICES	1,015,949	1,934,917	7,442	131,802	3,090,110
SUPPLIES & EQUIPMENT	149,668	312,145	824	12,315	474,952
TOTAL	1,321,285	2,516,416	8,346	244,967	4,091,014

TOP CONTRACTORS PERFORMING IN THIS STATE			
CIVILIAN AGENCIES CONTRACTORS	DOLLARS (000)	DEPARTMENT OF DEFENSE CONTRACTORS	DOLLARS (000)
1. RAYTHEON COMPANY	116,947	1. AT&T CORP	150,348
2. GENERAL MOTORS CORPORATION	74,484	2. INTERNATIONAL SHIPHOLDING CORP	73,711
3. AT&T CORP	62,620	3. KPMG PEAT MARWICK LLP	63,523
4. BLACK & DECKER CORPORATION	52,718	4. CLARK ENTERPRISES INC	28,738
5. LOCKHEED MARTIN CORPORATION	38,930	5. COMPUTER SCIENCES CORPORATION	27,369
6. NATIONAL ACADEMY SCIENCES USA	35,757	6. ANDERSEN CONSULTING	17,867
7. KPMG PEAT MARWICK LLP	35,080	7. COMPUTER HARDWARE MAINTENANCE	17,740
8. JOINT OCNGRPHIC INSTTTIONS INC	34,473	8. ORBITAL SCIENCES CORPORATION	17,272
9. BDM INTERNATIONAL INC	33,854	9. GRC INTERNATIONAL INC	15,039
10. FORD MOTOR COMPANY	33,506	10. SUN MICROSYSTEMS INC	13,401

FEDERAL PROCUREMENT DATA SYSTEM
FEDERAL PROCUREMENT DOLLARS FOR FLORIDA
 Fiscal Year 1997 to Date

Population 14,653,945
 Per Capita Procurement 513

Total Procurement By Place of Performance 7,521,943
 Rank Per Capita 25 Last Year 23

TOP FIVE COUNTIES					
NAME OF COUNTY	CIVILIAN AGENCIES		DEPARTMENT OF DEFENSE		TOTAL (000)
	SMALL DIS- ADVANTAGED (000)	OTHER (000)	SMALL DIS- ADVANTAGED (000)	OTHER (000)	
1. BREVARD	25,575	478,721	48,289	1,566,928	2,119,513
2. ORANGE	3,405	74,967	107,371	1,211,339	1,397,082
3. PALM BEACH	221	96,145	1,523	1,187,691	1,285,580
4. PINELLAS	3,770	93,885	1,150	621,731	720,536
5. OKALOOSA	166	3,114	47,545	369,483	420,308
TOP FIVE AGENCIES WITH PLACE OF PERFORMANCE IN THIS STATE (000)					
1. DEPARTMENT OF DEFENSE					6,303,598
2. NATIONAL AERONAUTICS AND SPACE ADMINISTRATION					432,967
3. DEPARTMENT OF TRANSPORTATION					180,338
4. GENERAL SERVICES ADMINISTRATION					112,809
5. DEPARTMENT OF JUSTICE					97,585
TOP FIVE CONTRACTING OFFICES LOCATED IN THIS STATE (000)					
NAVY, NAVAL AIR WARFARE TRAINING CTR, ORLANDO					548,427
USAF, 45TH CONS/LGC, PATRICK AFB					381,166
NASA, KENNEDY SPACE CENTER					376,013
USAF, ASC/OL-YMK, ELGIN AFB					318,918
USAF, ASC/OL-YHK, ELGIN AFB					183,266
TYPE OF PRODUCT OR SERVICE	SMALL BUSINESS (000)	LARGE BUSINESS (000)	STATE & LOCAL GOV'T (000)	NON- PROFIT & OTHER (000)	TOTAL (000)
CONSTRUCTION	257,908	209,688	0	100	467,696
R & D	188,142	1,927,523	5,875	39,401	2,160,941
SERVICES	618,516	1,509,685	25,420	77,513	2,231,134
SUPPLIES & EQUIPMENT	317,634	2,104,123	411	240,004	2,662,172
TOTAL	1,382,200	5,751,019	31,706	357,018	7,521,943
TOP CONTRACTORS PERFORMING IN THIS STATE					
CIVILIAN AGENCIES CONTRACTORS	DOLLARS (000)	DEPARTMENT OF DEFENSE CONTRACTORS		DOLLARS (000)	
1. MCDONNELL DOUGLAS CORPORATION	97,665	1. UNITED TECHNOLOGIES CORP	1,086,028		
2. UNITED TECHNOLOGIES CORP	82,363	2. NORTHROP GRUMMAN CORPORATION	1,060,845		
3. HARRIS CORPORATION	58,629	3. LOCKHEED MARTIN CORPORATION	808,861		
4. LOCKHEED MARTIN CORPORATION	41,928	4. RAYTHEON COMPANY	192,139		
5. KLEWIN C R INC	26,855	5. COMPUTER SCIENCE RAYTHEON	99,154		
6. CULPEPPER CONSTRUCTION CO INC	22,006	6. HELL FIRE SYSTEMS LTD	87,150		
7. FLORIDA AVIATION MGT DEV ASSOC	19,294	7. JOHNSON CONTROLS INC	86,836		
8. I-NET INC	17,117	8. HARRIS CORPORATION	85,033		
9. REYNOLDS SMITH AND HILLS INC	14,940	9. RESOLVE TOWING AND SALVAGE	81,023		
10. AMERISOURCE HEALTH CORPORATION	14,053	10. AGES GROUP A LTD PARTNERSHIP	80,680		

FEDERAL PROCUREMENT DATA SYSTEM
FEDERAL PROCUREMENT DOLLARS FOR GEORGIA
 Fiscal Year 1997 to Date

Population 7,486,242
 Per Capita Procurement 601

Total Procurement By Place of Performance 4,500,919
 Rank Per Capita 22 Last Year 21

TOP FIVE COUNTIES					
NAME OF COUNTY	CIVILIAN AGENCIES		DEPARTMENT OF DEFENSE		TOTAL (000)
	SMALL DIS- ADVANTAGED (000)	OTHER (000)	SMALL DIS- ADVANTAGED (000)	OTHER (000)	
1. COBB	769	8,889	1,947	2,566,269	2,577,874
2. DE KALB	56,696	291,127	16,458	223,468	587,749
3. HOUSTON	95	886	21,998	190,487	213,466
4. CHATHAM	215	11,940	2,544	181,812	196,511
5. GWINNETT	1,582	27,857	2,718	118,007	150,164
TOP FIVE AGENCIES WITH PLACE OF PERFORMANCE IN THIS STATE (000)					
1. DEPARTMENT OF DEFENSE					3,902,308
2. GENERAL SERVICES ADMINISTRATION					214,816
3. DEPARTMENT OF HEALTH AND HUMAN SERVICES					79,197
4. DEPARTMENT OF THE TREASURY					52,212
5. DEPARTMENT OF LABOR					41,718
TOP FIVE CONTRACTING OFFICES LOCATED IN THIS STATE (000)					
USAF, ALC/LFK, ROBINS AFB					610,537
ARMY, ENGINEER DISTRICT, SAVANNAH					397,146
USAF, ALC/LKK, ROBINS AFB					280,535
USAF, ALC/LMK, ROBINS AFB					222,431
HHS, CENTERS FOR DISEASE CONTROL, ATLANTA					201,468
TYPE OF PRODUCT OR SERVICE	SMALL BUSINESS (000)	LARGE BUSINESS (000)	STATE & LOCAL GOVT (000)	NON- PROFIT & OTHER (000)	TOTAL (000)
CONSTRUCTION	222,923	228,873	151	0	451,947
R & D	12,319	1,560,647	370	36,572	1,609,908
SERVICES	293,137	510,814	23,239	48,389	875,579
SUPPLIES & EQUIPMENT	160,664	1,174,149	212	228,460	1,563,485
TOTAL	689,043	3,474,483	23,972	313,421	4,500,919
TOP CONTRACTORS PERFORMING IN THIS STATE					
CIVILIAN AGENCIES CONTRACTORS	DOLLARS (000)	DEPARTMENT OF DEFENSE CONTRACTORS		DOLLARS (000)	
1. BAKER MICHAEL CORPORATION	50,145	1. LOCKHEED MARTIN CORPORATION	2,559,830		
2. MANAGEMENT AND TRAINING CORP	34,924	2. GULFSTREAM AEROSPACE CORP	131,757		
3. PLANNING TECHNOLOGIES INC	24,545	3. ROCKWELL INTERNATIONAL CORP	57,670		
4. ATLANTA CITY OF	17,422	4. BELL CORP OF ROCHESTER	50,906		
5. MATHIS PAT CONSTRUCTION CO	17,338	5. GENERAL MOTORS CORPORATION	43,202		
6. MC KNIGHT CONSTRUCTION CO INC	13,699	6. GEORGIA TECH RESEARCH CORP	33,770		
7. N A C INTERNATIONAL INC	11,407	7. BELL SOUTH CORPORATION	30,241		
8. CRIDER'S INC	9,099	8. INTERMARINE USA	28,485		
9. AUTOMATED INFORMATION MGT	7,243	9. SOUTHERN COMPANY INC	26,346		
10. GICHNER SYSTEMS GROUP INC	6,146	10. FIREARMS TRAINING SYSTEMS INC	25,065		

FEDERAL PROCUREMENT DATA SYSTEM
FEDERAL PROCUREMENT DOLLARS FOR HAWAII
 Fiscal Year 1997 to Date

Population 1,186,602
 Per Capita Procurement 878

Total Procurement By Place of Performance 1,041,864
 Rank Per Capita 8 Last Year 14

TOP FIVE COUNTIES					
NAME OF COUNTY	CIVILIAN AGENCIES		DEPARTMENT OF DEFENSE		TOTAL (000)
	SMALL DIS-ADVANTAGED (000)	OTHER (000)	SMALL DIS-ADVANTAGED (000)	OTHER (000)	
1. HONOLULU	9,661	95,725	170,329	682,252	957,967
2. MAUI	216	5,281	976	33,515	39,988
3. KAUAI	178	1,053	1,300	25,355	27,886
4. HAWAII	378	3,524	1,340	10,781	16,023
5.					
TOP FIVE AGENCIES WITH PLACE OF PERFORMANCE IN THIS STATE (000)					
1. DEPARTMENT OF DEFENSE					925,848
2. DEPARTMENT OF VETERANS AFFAIRS					39,142
3. GENERAL SERVICES ADMINISTRATION					25,549
4. DEPARTMENT OF TRANSPORTATION					15,681
5. DEPARTMENT OF LABOR					9,415
TOP FIVE CONTRACTING OFFICES LOCATED IN THIS STATE (000)					
NAVY, FACILITIES ENGINEER CMD, PEARL HARBOR					359,408
ARMY, ENGINEER DISTRICT PACIFIC, FORT SHAFTER					115,268
NAVY, PUBLIC WORKS CENTER, PEARL HARBOR					107,029
NAVY, FLEET & INDUST SUPPLY CTR, PEARL HARBOR					64,498
ARMY, DIR OF CONTRACTING, FORT SHAFTER					61,999
TYPE OF PRODUCT OR SERVICE	SMALL BUSINESS (000)	LARGE BUSINESS (000)	STATE & LOCAL GOV'T (000)	NON-PROFIT & OTHER (000)	TOTAL (000)
CONSTRUCTION	140,137	390,639	31	208	531,015
R & D	8,090	13,970	1,851	9,666	33,577
SERVICES	145,144	210,869	1,811	23,240	381,064
SUPPLIES & EQUIPMENT	24,855	70,929	30	394	96,208
TOTAL	318,226	686,407	3,723	33,508	1,041,864
TOP CONTRACTORS PERFORMING IN THIS STATE					
CIVILIAN AGENCIES CONTRACTORS	DOLLARS (000)	DEPARTMENT OF DEFENSE CONTRACTORS	DOLLARS (000)		
1. S GROUP INC	21,299	1. KIEWIT PETER SONS' DE CORP	70,367		
2. BODELL CONSTRUCTION COMPANY	12,284	2. DILLINGHAM CNSTR HOLDINGS	61,304		
3. UNIVERSITY OF HAWAII	6,317	3. FLETCHER CHALLENGE LTD	45,484		
4. HAWAIIAN ELECTRIC INDUSTRIES	3,819	4. THE BROKEN HILL PROPRIETARY CO	44,725		
5. MAUI LAND & PINEAPPLE CO INC	3,817	5. HAWAIIAN ELECTRIC INDUSTRIES	35,665		
6. SOUTHERN CALIFORNIA ENGRG CO	3,165	6. ACTUS CORP/SUNDT JT VENTURE	31,350		
7. RICHARDS R P INC	3,020	7. GTE CORPORATION	19,165		
8. PKD INC	2,951	8. METRIC CONSTRUCTION CO INC	18,611		
9. MARISCO LTD	2,584	9. BAKER MICHAEL CORPORATION	17,598		
10. BERGEN BRUNSWIG CORPORATION	2,489	10. P E R INC	13,675		

FEDERAL PROCUREMENT DATA SYSTEM
FEDERAL PROCUREMENT DOLLARS FOR IDAHO
 Fiscal Year 1997 to Date

Population 1,210,232
 Per Capita Procurement 702

Total Procurement By Place of Performance 849,275
 Rank Per Capita 16 Last Year 12

TOP FIVE COUNTIES					
NAME OF COUNTY	CIVILIAN AGENCIES		DEPARTMENT OF DEFENSE		TOTAL (000)
	SMALL DIS- ADVANTAGED (000)	OTHER (000)	SMALL DIS- ADVANTAGED (000)	OTHER (000)	
1. BONNEVILLE	11,386	598,510	781	3,575	614,252
2. ADA	188	24,245	8,756	21,382	54,571
3. ELMORE	0	310	9,924	26,816	37,050
4. CANYON	81	10,177	710	23,832	34,800
5. SHOSHONE	15	3,655	0	21,934	25,604
TOP FIVE AGENCIES WITH PLACE OF PERFORMANCE IN THIS STATE (000)					
1. DEPARTMENT OF ENERGY					607,560
2. DEPARTMENT OF DEFENSE					143,376
3. DEPARTMENT OF AGRICULTURE					44,189
4. DEPARTMENT OF THE INTERIOR					15,842
5. DEPARTMENT OF TRANSPORTATION					13,952
TOP FIVE CONTRACTING OFFICES LOCATED IN THIS STATE (000)					
ENERGY, IDAHO OPERATIONS OFC, IDAHO FALLS					617,920
INTERIOR, OFC OF POLICY & ADMIN, BOISE					34,636
USAF, 366 CONS/CC, MOUNTAIN HOME AFB					23,550
AGRICULTURE, FOREST SERVICE, BOISE					23,397
INTERIOR, BUR OF RECLAMATION, BOISE					14,203
TYPE OF PRODUCT OR SERVICE	SMALL BUSINESS (000)	LARGE BUSINESS (000)	STATE & LOCAL GOV'T (000)	NON- PROFIT & OTHER (000)	TOTAL (000)
CONSTRUCTION	48,562	27,118	0	0	75,680
R & D	7,371	10,111	0	241	17,723
SERVICES	42,587	625,767	7,963	3,371	679,688
SUPPLIES & EQUIPMENT	25,707	49,176	30	1,271	76,184
TOTAL	124,227	712,172	7,993	4,883	849,275
TOP CONTRACTORS PERFORMING IN THIS STATE					
CIVILIAN AGENCIES CONTRACTORS	DOLLARS (000)	DEPARTMENT OF DEFENSE CONTRACTORS		DOLLARS (000)	
1. LOCKHEED MARTIN CORPORATION	564,595	1. MICRON TECHNOLOGY INC	29,409		
2. MICRON TECHNOLOGY INC	7,310	2. MORRISON KNUDSEN CORP DEL CORP	15,516		
3. SCIENTECH INC	4,941	3. CRISTOBAL CONSTRUCTION INC	8,706		
4. WESTERN CONSTRUCTION INC	4,571	4. TRITON MARINE CNSTR CORP	7,818		
5. CONTINENTAL GRAIN COMPANY	3,673	5. HEINZ H J COMPANY	6,495		
6. NONPAREIL CORPORATION	3,206	6. LAYNE-KELLER LLC (JV)	5,065		
7. PERINI CORPORATION	2,868	7. CONTRACTORS NORTHWEST INC	3,999		
8. SIERRA PACIFIC AIRLINES INC	2,279	8. KLOKKE CORPORATION	3,564		
9. IDAHO FRESH-PAK INC	2,275	9. MCALVAIN CONSTRUCTION INC	2,896		
10. SCIENCE APPLICATIONS INTL CORP	1,918	10. RECORD STEEL AND CONSTRUCTION	2,660		

FEDERAL PROCUREMENT DATA SYSTEM
FEDERAL PROCUREMENT DOLLARS FOR ILLINOIS
 Fiscal Year 1997 to Date

Population 11,895,849
 Per Capita Procurement 219

Total Procurement By Place of Performance 2,610,577
 Rank Per Capita 45 Last Year 46

TOP FIVE COUNTIES					
NAME OF COUNTY	CIVILIAN AGENCIES		DEPARTMENT OF DEFENSE		TOTAL (000)
	SMALL DIS-ADVANTAGED (000)	OTHER (000)	SMALL DIS-ADVANTAGED (000)	OTHER (000)	
1. COOK	21,263	733,757	6,337	447,637	1,208,994
2. DU PAGE	4,140	291,349	5,622	48,455	349,566
3. WILLIAMSON	42	16,294	557	156,239	173,132
4. LAKE	3,113	39,396	15,029	111,359	168,897
5. SAINT CLAIR	0	3,619	16,977	72,545	93,141
TOP FIVE AGENCIES WITH PLACE OF PERFORMANCE IN THIS STATE (000)					
1. DEPARTMENT OF DEFENSE					1,250,427
2. DEPARTMENT OF ENERGY					754,763
3. TENNESSEE VALLEY AUTHORITY					126,568
4. GENERAL SERVICES ADMINISTRATION					112,081
5. DEPARTMENT OF AGRICULTURE					86,322
TOP FIVE CONTRACTING OFFICES LOCATED IN THIS STATE (000)					
ENERGY, CHICAGO OPERATIONS OFC,, ARGONNE					1,277,301
ARMY, ARMAMENT, MUNITIONS & CHEM, ROCK ISLAND					1,149,052
DOD, DEF INFORMATION SYS AGENCY, SCOTT AFB					774,808
USAF, HQ AMC/DOK, SCOTT AFB					666,540
DOD, DEF INFORMATION SYS AGENCY (DECCO), SCOTT AFB					577,541
TYPE OF PRODUCT OR SERVICE	SMALL BUSINESS (000)	LARGE BUSINESS (000)	STATE & LOCAL GOV'T (000)	NON-PROFIT & OTHER (000)	TOTAL (000)
CONSTRUCTION	93,651	205,453	0	444	299,548
R & D	16,690	111,003	2,998	39,701	170,392
SERVICES	118,561	247,066	5,721	788,999	1,160,347
SUPPLIES & EQUIPMENT	284,538	657,395	374	37,983	980,290
TOTAL	513,440	1,220,917	9,093	867,127	2,610,577
TOP CONTRACTORS PERFORMING IN THIS STATE					
CIVILIAN AGENCIES CONTRACTORS	DOLLARS (000)	DEPARTMENT OF DEFENSE CONTRACTORS		DOLLARS (000)	
1. UNIVERSITY OF CHICAGO THE	474,713	1. NORTHROP GRUMMAN CORPORATION	163,795		
2. UNIVERSITIES RESEARCH ASSN	272,796	2. OLIN CORPORATION	85,654		
3. SUGAR CAMP COAL CO	63,810	3. OWEN CORPORATION SYSTEMS GROUP	82,414		
4. ARCHER DANIELS MIDLAND CO	14,710	4. I I T RESEARCH INSTITUTE	59,928		
5. ARCLAR COMPANY INC	13,255	5. LANE INDUSTRIES INCORPORATED	57,391		
6. ABT ASSOCIATES INC	11,879	6. CATERPILLAR INC	48,229		
7. LA SALLE ROLLING MILLS INC	11,362	7. PHILIP MORRIS COMPANIES INC	37,985		
8. VASQUEZ GROUP INC	11,330	8. MCHUGH ENTERPRISES INC	31,836		
9. FIRST CHICAGO NBD CORPORATION	10,759	9. SUNDSTRAND CORPORATION	26,659		
10. ZEIGLER COAL HOLDING COMPANY	9,056	10. BELLEVILLE SHOE MFG CO	14,820		

FEDERAL PROCUREMENT DATA SYSTEM
FEDERAL PROCUREMENT DOLLARS FOR INDIANA
 Fiscal Year 1997 to Date

Population 5,864,108
 Per Capita Procurement 360

Total Procurement By Place of Performance 2,109,037
 Rank Per Capita 30 Last Year 35

TOP FIVE COUNTIES					
NAME OF COUNTY	CIVILIAN AGENCIES		DEPARTMENT OF DEFENSE		TOTAL (000)
	SMALL DIS-ADVANTAGED (000)	OTHER (000)	SMALL DIS-ADVANTAGED (000)	OTHER (000)	
1. MARION	5,994	80,606	11,739	550,642	648,981
2. ALLEN	929	43,359	3,724	497,687	545,699
3. ST. JOSEPH	34	125,934	708	333,246	459,922
4. LAKE	1,506	1,813	8,748	78,279	90,346
5. BARTHOLOMEW	0	14,525	600	59,225	74,350
TOP FIVE AGENCIES WITH PLACE OF PERFORMANCE IN THIS STATE (000)					
1. DEPARTMENT OF DEFENSE					1,739,133
2. DEPARTMENT OF VETERANS AFFAIRS					146,489
3. NATIONAL AERONAUTICS AND SPACE ADMINISTRATION					40,736
4. GENERAL SERVICES ADMINISTRATION					40,014
5. DEPARTMENT OF JUSTICE					32,722
TOP FIVE CONTRACTING OFFICES LOCATED IN THIS STATE (000)					
NAVY, NAVAL SURFACE WARFARE CTR, CRANE					242,937
VA MEDICAL CENTER, INDIANAPOLIS					81,107
DOD,,OFC OF SECRETARY OF DEFENSE, INDIANAPOLIS					34,561
TREASURY, US CUSTOMS SERVICE, INDIANAPOLIS					28,875
VA MEDICAL CENTER, MARION					12,115
TYPE OF PRODUCT OR SERVICE	SMALL BUSINESS (000)	LARGE BUSINESS (000)	STATE & LOCAL GOV'T (000)	NON-PROFIT & OTHER (000)	TOTAL (000)
CONSTRUCTION	35,583	34,819	0	0	70,402
R & D	4,315	124,978	1,836	5,937	137,066
SERVICES	42,519	455,885	14,255	26,583	539,242
SUPPLIES & EQUIPMENT	139,413	1,110,887	156	111,871	1,362,327
TOTAL	221,830	1,726,569	16,247	144,391	2,109,037
TOP CONTRACTORS PERFORMING IN THIS STATE					
CIVILIAN AGENCIES CONTRACTORS	DOLLARS (000)	DEPARTMENT OF DEFENSE CONTRACTORS	DOLLARS (000)		
1. AMERISOURCE HEALTH CORPORATION	114,808	1. ITT INDUSTRIES INC	317,799		
2. ITT INDUSTRIES INC	35,069	2. RENCO GROUP THE INC	294,803		
3. LEGGETT & PLATT INCORPORATED	19,753	3. ROLLS-ROYCE PLC	163,264		
4. KIMBALL INTERNATIONAL INC	16,038	4. AMOCO CORPORATION	67,967		
5. MANAGEMENT AND TRAINING CORP	13,183	5. ANTHEM INSURANCE COMPANIES	49,808		
6. INDIANA UNIVERSITY	12,047	6. PETROLEUM TRADERS CORPORATION	47,501		
7. GRANDE FORD TRUCK SALES INC	7,855	7. UNISYS CORPORATION	36,632		
8. COMMUNICATIONS PRODUCTS INC	6,759	8. ALLIEDSIGNAL INC	32,047		
9. CH2M HILL COMPANIES LTD	6,500	9. GENERAL MOTORS CORPORATION	28,826		
10. WIELAND R M CO	6,373	10. TRACOR INC	17,964		

FEDERAL PROCUREMENT DATA SYSTEM
FEDERAL PROCUREMENT DOLLARS FOR IOWA
 Fiscal Year 1997 to Date

Population 2,852,423
 Per Capita Procurement 233

Total Procurement By Place of Performance 664,853
 Rank Per Capita 43 Last Year 45

TOP FIVE COUNTIES					
NAME OF COUNTY	CIVILIAN AGENCIES		DEPARTMENT OF DEFENSE		TOTAL (000)
	SMALL DIS-ADVANTAGED (000)	OTHER (000)	SMALL DIS-ADVANTAGED (000)	OTHER (000)	
1. LINN	0	17,760	112	315,586	333,458
2. JOHNSON	494	79,638	0	1,547	81,679
3. DES MOINES	0	1,474	4,695	48,824	54,993
4. STORY	86	29,554	0	1,305	30,945
5. CHICKASAW	0	27,527	0	0	27,527
TOP FIVE AGENCIES WITH PLACE OF PERFORMANCE IN THIS STATE (000)					
1. DEPARTMENT OF DEFENSE					438,227
2. DEPARTMENT OF AGRICULTURE					75,960
3. DEPARTMENT OF EDUCATION					67,342
4. DEPARTMENT OF ENERGY					25,843
5. DEPARTMENT OF THE TREASURY					10,918
TOP FIVE CONTRACTING OFFICES LOCATED IN THIS STATE (000)					
VA MEDICAL CENTER, IOWA CITY					12,497
VA MEDICAL CENTER, DES MOINES					7,632
VA MEDICAL CENTER, KNOXVILLE					5,273
ARMY, USPFO FOR IOWA, JOHNSTON					3,535
AGRICULTURE, AGRI RESEARCH SERVICE, AMES					907
TYPE OF PRODUCT OR SERVICE	SMALL BUSINESS (000)	LARGE BUSINESS (000)	STATE & LOCAL GOV'T (000)	NON-PROFIT & OTHER (000)	TOTAL (000)
CONSTRUCTION	26,485	10,925	0	0	37,410
R & D	929	67,391	7,273	365	75,958
SERVICES	10,329	228,517	30,700	19,263	288,809
SUPPLIES & EQUIPMENT	26,871	226,583	77	9,145	262,676
TOTAL	64,614	533,416	38,050	28,773	664,853
TOP CONTRACTORS PERFORMING IN THIS STATE					
CIVILIAN AGENCIES CONTRACTORS	DOLLARS (000)	DEPARTMENT OF DEFENSE CONTRACTORS	DOLLARS (000)		
1. CONAGRA INC	27,527	1. ROCKWELL INTERNATIONAL CORP	306,032		
2. IOWA STATE UNIV OF SCNCE TECH	25,960	2. MASON COMPANY THE (DEL)	46,831		
3. IBP INC	20,331	3. LITTON INDUSTRIES INC	12,364		
4. AMERICAN COLLEGE TSTG PROGRAM	14,871	4. COLTEC INDUSTRIES INC	6,008		
5. SONSTEGARD FOODS COMPANY	12,025	5. INDUSTRIAL BUILDERS INC	4,812		
6. NATIONAL COMPUTER SYSTEMS	11,071	6. ENVIRONMENTAL CHEMICAL CORP	4,695		
7. POONGSAN CORPORATION	10,329	7. CRAMER & ASSOCIATES	2,930		
8. ASSOCIATED MILK PRODUCERS	6,678	8. MIDCO CONSTRUCTION CORPORATION	2,687		
9. UNIVERSITY OF IOWA THE	3,885	9. DEERE & COMPANY	2,664		
10. ROCKWELL INTERNATIONAL CORP	3,171	10. HAWKEYE GLOVE MFG INC	2,536		

FEDERAL PROCUREMENT DATA SYSTEM
FEDERAL PROCUREMENT DOLLARS FOR KANSAS
 Fiscal Year 1997 to Date

Population 2,594,840
 Per Capita Procurement 335

Total Procurement By Place of Performance 870,512
 Rank Per Capita 31 Last Year 31

TOP FIVE COUNTIES					
NAME OF COUNTY	CIVILIAN AGENCIES		DEPARTMENT OF DEFENSE		TOTAL (000)
	SMALL DIS- ADVANTAGED (000)	OTHER (000)	SMALL DIS- ADVANTAGED (000)	OTHER (000)	
1. SEDGWICK	1,415	37,947	7,425	387,477	434,264
2. GEARY	0	70	13,569	84,222	97,861
3. LEAVENWORTH	2,057	10,173	2,604	59,724	74,558
4. JOHNSON	3,656	39,633	225	8,796	52,310
5. SEWARD	0	0	0	30,620	30,620

TOP FIVE AGENCIES WITH PLACE OF PERFORMANCE IN THIS STATE (000)	
1. DEPARTMENT OF DEFENSE	681,025
2. DEPARTMENT OF AGRICULTURE	75,616
3. GENERAL SERVICES ADMINISTRATION	42,853
4. DEPARTMENT OF VETERANS AFFAIRS	20,124
5. DEPARTMENT OF TRANSPORTATION	17,556

TOP FIVE CONTRACTING OFFICES LOCATED IN THIS STATE (000)	
VA CONSOLIDATED MAIL OUTPATIENT PHARMACY, LEAVENWORTH	69,476
ARMY, MISSION CONTRACTING ACTIVITY, FORT LEAVENWORTH	51,966
ARMY, DIRECTORATE OF CONTRACTING, FORT RILEY	47,902
USAF, 22 CONS/LGC, MCCONNELL AFB	14,422
ARMY, USPFO FOR KANSAS, TOPEKA	13,586

TYPE OF PRODUCT OR SERVICE	SMALL BUSINESS (000)	LARGE BUSINESS (000)	STATE & LOCAL GOV'T (000)	NON- PROFIT & OTHER (000)	TOTAL (000)
CONSTRUCTION	57,512	78,984	0	0	136,496
R & D	2,473	20,608	1,010	1,453	25,544
SERVICES	54,537	114,977	3,964	16,145	189,623
SUPPLIES & EQUIPMENT	56,322	436,730	183	25,614	518,849
TOTAL	170,844	651,299	5,157	43,212	870,512

TOP CONTRACTORS PERFORMING IN THIS STATE			
CIVILIAN AGENCIES CONTRACTORS	DOLLARS (000)	DEPARTMENT OF DEFENSE CONTRACTORS	DOLLARS (000)
1. ARCHER DANIELS MIDLAND CO	34,219	1. BOEING COMPANY THE	194,176
2. CARGILL INCORPORATED	16,606	2. RAYTHEON COMPANY	107,304
3. NATIONAL INDS FOR THE BLIND	10,501	3. MCDONNELL DOUGLAS CORPORATION	38,865
4. BARTLETT AND COMPANY	8,421	4. MORTENSON M A COMPANIES	31,090
5. COONROD & ASSOCIATES CNSTR CO	7,602	5. NATIONAL BEEF PACKING CO LP	30,547
6. CONAGRA INC	6,794	6. LOGICON INC	24,215
7. BLACK & VEATCH	6,196	7. TEXTRON INC	21,236
8. MIDWEST AIR TRAFFIC CTRL SVC	5,993	8. WESTERN RESOURCES INC	11,786
9. MANAGEMENT AND TRAINING CORP	5,587	9. ROXCO LTD	11,471
10. MALCO STEEL INC	3,597	10. IFR SYSTEMS INC	11,243

FEDERAL PROCUREMENT DATA SYSTEM
FEDERAL PROCUREMENT DOLLARS FOR KENTUCKY
 Fiscal Year 1997 to Date

Population 3,908,124
 Per Capita Procurement 670

Total Procurement By Place of Performance 2,619,453
 Rank Per Capita 17 Last Year 26

TOP FIVE COUNTIES					
NAME OF COUNTY	CIVILIAN AGENCIES		DEPARTMENT OF DEFENSE		TOTAL (000)
	SMALL DIS-ADVANTAGED (000)	OTHER (000)	SMALL DIS-ADVANTAGED (000)	OTHER (000)	
1. JEFFERSON	4,922	44,653	3,001	698,336	750,912
2. UNION	0	516,374	0	576	516,950
3. MCCracken	1,234	194,893	0	7,285	203,412
4. HOPKINS	31	144,136	0	15,192	159,359
5. CHRISTIAN	0	1,186	10,059	120,826	132,071

TOP FIVE AGENCIES WITH PLACE OF PERFORMANCE IN THIS STATE (000)	
1. DEPARTMENT OF DEFENSE	1,139,256
2. TENNESSEE VALLEY AUTHORITY	1,113,917
3. DEPARTMENT OF ENERGY	166,281
4. GENERAL SERVICES ADMINISTRATION	90,544
5. DEPARTMENT OF VETERANS AFFAIRS	25,185

TOP FIVE CONTRACTING OFFICES LOCATED IN THIS STATE (000)	
ARMY, ENGINEER DISTRICT, LOUISVILLE	174,464
ARMY, ARMOR CENTER, FORT KNOX	101,667
ARMY, ENGINEER DISTRICT (CIVIL), LOUISVILLE	88,447
ARMY, DIRECTORATE OF CONTRACTING, FORT CAMPBELL	57,005
VA MEDICAL CENTER, LEXINGTON	14,370

TYPE OF PRODUCT OR SERVICE	SMALL BUSINESS (000)	LARGE BUSINESS (000)	STATE & LOCAL GOV'T (000)	NON-PROFIT & OTHER (000)	TOTAL (000)
CONSTRUCTION	79,045	129,704	250	3,939	212,938
R & D	2,412	169	1,830	161	4,572
SERVICES	70,039	923,195	5,222	5,269	1,003,725
SUPPLIES & EQUIPMENT	284,602	1,086,533	105	26,978	1,398,218
TOTAL	436,098	2,139,601	7,407	36,347	2,619,453

TOP CONTRACTORS PERFORMING IN THIS STATE			
CIVILIAN AGENCIES CONTRACTORS	DOLLARS (000)	DEPARTMENT OF DEFENSE CONTRACTORS	DOLLARS (000)
1. HANSON PLC	493,327	1. HUMANA INC	621,450
2. ELECTRIC ENERGY INC	163,630	2. RAYTHEON COMPANY	45,736
3. MAPCO INC	80,283	3. HARBERT BILL INTL CNSTR	42,435
4. VEBA AKTIENGESELLSCHAFT	54,305	4. ACTIVAR INC	34,487
5. JAMES RIVER COAL COMPANY	47,865	5. KECO INDUSTRIES INC	21,182
6. GENERAL MOTORS CORPORATION	34,675	6. GENERAL MOTORS CORPORATION	12,731
7. ARCH MINERAL CORPORATION	34,363	7. MAS-HAMILTON GROUP INC	12,432
8. CYPRUS AMAX MINERALS COMPANY	33,742	8. HALL CONTRACTING CORPORATION	11,515
9. SEXTET MINING CORPORATION	32,474	9. CADDELL CONSTRUCTION CO INC	10,289
10. LESLIE RESOURCES INC	19,494	10. DYNACORP	10,223

FEDERAL PROCUREMENT DATA SYSTEM
FEDERAL PROCUREMENT DOLLARS FOR LOUISIANA
 Fiscal Year 1997 to Date

Population 4,351,769
 Per Capita Procurement 606

Total Procurement By Place of Performance 2,635,122
 Rank Per Capita 20 Last Year 28

TOP FIVE COUNTIES					
NAME OF COUNTY	CIVILIAN AGENCIES		DEPARTMENT OF DEFENSE		TOTAL (000)
	SMALL DIS- ADVANTAGED (000)	OTHER (000)	SMALL DIS- ADVANTAGED (000)	OTHER (000)	
1. ORLEANS	10,539	457,674	17,540	847,477	1,333,230
2. EAST BATON ROUG	248	8,913	9,722	379,186	398,069
3. JEFFERSON	2,532	228,009	1,247	16,408	248,196
4. BOSSIER	884	52,975	15,706	51,344	120,909
5. VERNON	0	1,544	23,204	82,552	107,300
TOP FIVE AGENCIES WITH PLACE OF PERFORMANCE IN THIS STATE (000)					
1. DEPARTMENT OF DEFENSE					1,743,025
2. NATIONAL AERONAUTICS AND SPACE ADMINISTRATION					356,725
3. DEPARTMENT OF ENERGY					224,018
4. DEPARTMENT OF AGRICULTURE					104,663
5. GENERAL SERVICES ADMINISTRATION					67,662
TOP FIVE CONTRACTING OFFICES LOCATED IN THIS STATE (000)					
ENERGY, STRATEGIC PETROLEUM RESERVE, NEW ORLEANS					226,812
ARMY, ENGINEER DISTRICT (CIVIL), NEW ORLEANS					160,850
TRANSPORTATION, MARITIME ADMIN, NEW ORLEANS					99,044
NAVY, SHIPBUILDING CONVERSION, NEW ORLEANS					41,970
ARMY, DIRECTORATE OF CONTRACTING, FORT POLK					39,706
TYPE OF PRODUCT OR SERVICE	SMALL BUSINESS (000)	LARGE BUSINESS (000)	STATE & LOCAL GOV'T (000)	NON- PROFIT & OTHER (000)	TOTAL (000)
CONSTRUCTION	102,764	175,303	0	0	278,067
R & D	7,512	13,597	901	2,855	24,865
SERVICES	105,940	471,161	7,811	9,600	594,512
SUPPLIES & EQUIPMENT	189,180	951,219	132	597,147	1,737,678
TOTAL	405,396	1,611,280	8,844	609,602	2,635,122
TOP CONTRACTORS PERFORMING IN THIS STATE					
CIVILIAN AGENCIES CONTRACTORS	DOLLARS (000)	DEPARTMENT OF DEFENSE CONTRACTORS		DOLLARS (000)	
1. LOCKHEED MARTIN CORPORATION	355,177	1. AVONDALE INDUSTRIES INC	609,568		
2. MCDERMOTT INTERNATIONAL INC	198,100	2. EXXON CORPORATION	368,219		
3. DAMES & MOORE INC	35,147	3. INTERNATIONAL SHIPHOLDING CORP	55,216		
4. BOLLINGER SHIPYARDS INC	24,935	4. GENERAL ELECTRIC COMPANY	45,873		
5. CONTINENTAL GRAIN COMPANY	12,705	5. BOLLINGER SHIPYARDS INC	36,838		
6. AMERICAN MGT SYSTEMS INC	12,564	6. TRINITY INDUSTRIES INC	35,236		
7. SMITH TECHNOLOGY CORPORATION	12,459	7. CHOUEST EDISON OFFSHORE INC	29,415		
8. NATIONAL INDS FOR THE BLIND	7,119	8. JAMES T L & COMPANY INC	18,472		
9. FARMERS' RICE COOPERATIVE	6,083	9. BDM INTERNATIONAL INC	16,620		
10. MANAGEMENT AND TRAINING CORP	5,647	10. SIGNAL COMM SYSTEMS & SUP INC	14,281		

FEDERAL PROCUREMENT DATA SYSTEM
FEDERAL PROCUREMENT DOLLARS FOR MAINE
 Fiscal Year 1997 to Date

Population 1,242,051
 Per Capita Procurement 773

Total Procurement By Place of Performance 959,936
 Rank Per Capita 14 Last Year 19

TOP FIVE COUNTIES					
NAME OF COUNTY	CIVILIAN AGENCIES		DEPARTMENT OF DEFENSE		TOTAL (000)
	SMALL DIS- ADVANTAGED (000)	OTHER (000)	SMALL DIS- ADVANTAGED (000)	OTHER (000)	
1. SAGadahoc	0	5	0	696,009	696,014
2. CUMBERLAND	184	5,199	2,437	72,346	80,166
3. YORK	0	854	0	51,522	52,376
4. WALDO	0	7	41,481	5,175	46,663
5. PENOBSHOT	25	9,022	0	17,663	26,710
TOP FIVE AGENCIES WITH PLACE OF PERFORMANCE IN THIS STATE (000)					
1. DEPARTMENT OF DEFENSE					917,691
2. DEPARTMENT OF THE INTERIOR					8,309
3. GENERAL SERVICES ADMINISTRATION					7,317
4. DEPARTMENT OF TRANSPORTATION					5,907
5. DEPARTMENT OF HEALTH AND HUMAN SERVICES					5,820
TOP FIVE CONTRACTING OFFICES LOCATED IN THIS STATE (000)					
ARMY, USPFO FOR MAINE, AUGUSTA					12,793
NAVY, SHIPBUILDING CONVERSION, BATH					10,019
VA MEDICAL CENTER, TOGUS					6,746
TRANSPORTATION, COAST GUARD, PORTLAND					1,402
GENERAL SVCS ADMIN, PUBLIC BLDG SVCS, AUGUSTA					423
TYPE OF PRODUCT OR SERVICE	SMALL BUSINESS (000)	LARGE BUSINESS (000)	STATE & LOCAL GOV'T (000)	NON- PROFIT & OTHER (000)	TOTAL (000)
CONSTRUCTION	32,845	32,174	0	265	65,284
R & D	12,352	99	850	1,219	14,520
SERVICES	12,887	15,379	8,260	46,300	82,826
SUPPLIES & EQUIPMENT	52,487	736,394	24	8,401	797,306
TOTAL	110,571	784,046	9,134	56,185	959,936
TOP CONTRACTORS PERFORMING IN THIS STATE					
CIVILIAN AGENCIES CONTRACTORS	DOLLARS (000)	DEPARTMENT OF DEFENSE CONTRACTORS		DOLLARS (000)	
1. TRAINING & DEVELOPMENT CORP	4,767	1. GENERAL DYNAMICS CORPORATION		694,738	
2. JACKSON LABORATORY THE	3,220	2. PENOBSHOT BAY MEDICAL ASSOC		43,847	
3. KONINKLIJKE EMBALLAGE INDUSTRI	2,761	3. CREATIVE APPAREL ASSOCIATES		40,681	
4. PENOBSHOT INDIAN NATION TRIBE	2,601	4. DUCHOSSOIS INDUSTRIES INC		36,946	
5. INDIAN TOWNSHIP TRIBAL GOVERNMENT	1,761	5. BECHTEL GROUP INC		13,633	
6. CENTRAL MAINE POWER COMPANY	1,309	6. J C N CONSTRUCTION CO INC		6,687	
7. MAINE STATE OF	1,281	7. ABHE & SVOBODA INC		6,093	
8. HOULTON BAND MALISEET INDIANS	1,280	8. FIBER MATERIALS INC		5,636	
9. PLEASANT PT INDIAN RESERVATION	1,258	9. SHEA E L INC		5,552	
10. CHAPPY CORPORATION	954	10. MICHIGAN TILE & MARBLE CO		4,850	

FEDERAL PROCUREMENT DATA SYSTEM
FEDERAL PROCUREMENT DOLLARS FOR MARYLAND
 Fiscal Year 1997 to Date

Population 5,094,289
 Per Capita Procurement 1,612

Total Procurement By Place of Performance 8,210,815
 Rank Per Capita 4 Last Year 5

TOP FIVE COUNTIES					
NAME OF COUNTY	CIVILIAN AGENCIES		DEPARTMENT OF DEFENSE		TOTAL (000)
	SMALL DIS- ADVANTAGED (000)	OTHER (000)	SMALL DIS- ADVANTAGED (000)	OTHER (000)	
1. MONTGOMERY	315,174	1,615,940	166,580	1,146,582	3,244,276
2. PRINCE GEORGE'S	283,563	1,321,806	95,155	432,146	2,132,670
3. BALTIMORE (CITY)	68,870	314,765	10,493	476,117	870,245
4. ANNE ARUNDEL	20,143	153,993	70,448	325,763	570,347
5. ST. MARY'S	1,870	1,008	42,420	373,968	419,266
TOP FIVE AGENCIES WITH PLACE OF PERFORMANCE IN THIS STATE (000)					
1. DEPARTMENT OF DEFENSE					3,868,519
2. NATIONAL AERONAUTICS AND SPACE ADMINISTRATION					1,167,492
3. DEPARTMENT OF HEALTH AND HUMAN SERVICES					783,264
4. DEPARTMENT OF TRANSPORTATION					409,830
5. GENERAL SERVICES ADMINISTRATION					361,172
TOP FIVE CONTRACTING OFFICES LOCATED IN THIS STATE (000)					
NASA, GODDARD SPACE CENTER, GREENBELT					2,119,404
HHS, NATL INSTITUTE FOR HEALTH, BETHESDA					399,308
SOCIAL SECURITY ADMINISTRATION, BALTIMORE					359,267
NAVY, NAVAL PATUXENT RIVER					308,869
ARMY, ABERDEEN PROVING GROUND					291,319
TYPE OF PRODUCT OR SERVICE	SMALL BUSINESS (000)	LARGE BUSINESS (000)	STATE & LOCAL GOV'T (000)	NON- PROFIT & OTHER (000)	TOTAL (000)
CONSTRUCTION	201,864	340,398	188	722	543,172
R & D	230,690	519,504	8,901	354,201	1,113,296
SERVICES	1,599,980	2,558,013	16,724	189,942	4,364,659
SUPPLIES & EQUIPMENT	688,771	1,367,426	206	133,285	2,189,688
TOTAL	2,721,305	4,785,341	26,019	678,150	8,210,815
TOP CONTRACTORS PERFORMING IN THIS STATE					
CIVILIAN AGENCIES CONTRACTORS	DOLLARS (000)	DEPARTMENT OF DEFENSE CONTRACTORS	DOLLARS (000)		
1. ALLIEDSIGNAL INC	304,054	1. JOHNS HOPKINS UNIVERSITY	170,088		
2. GENERAL MOTORS CORPORATION	145,023	2. INTERNATIONAL BUS MCHS CORP	132,859		
3. COMPUTER DATA SYSTEMS INC	112,493	3. WESTINGHOUSE ELECTRIC CORP	101,290		
4. MOTOROLA INC	103,065	4. TARAGO SHIPHOLDING CORP	100,259		
5. WESTAT INC	100,500	5. ALLIEDSIGNAL INC	94,135		
6. COMPUTER SCIENCES CORPORATION	67,823	6. LOCKHEED MARTIN CORPORATION	91,360		
7. SWALES AND ASSOCIATES INC	67,785	7. TRACOR INC	91,042		
8. JOHNS HOPKINS UNIVERSITY	67,250	8. UNITED INDUSTRIAL CORPORATION	71,284		
9. ASSOC UNIV RESEARCH ASTRONOMY	64,098	9. NORTHROP GRUMMAN CORPORATION	70,000		
10. FEDERAL DATA CORPORATION	57,264	10. MOTOROLA INC	69,676		

FEDERAL PROCUREMENT DATA SYSTEM
FEDERAL PROCUREMENT DOLLARS FOR MASSACHUSETTS
 Fiscal Year 1997 to Date

Population 6,117,520
 Per Capita Procurement 946

Total Procurement By Place of Performance 5,789,300
 Rank Per Capita 7 Last Year 9

TOP FIVE COUNTIES					
NAME OF COUNTY	CIVILIAN AGENCIES		DEPARTMENT OF DEFENSE		TOTAL (000)
	SMALL DIS- ADVANTAGED (000)	OTHER (000)	SMALL DIS- ADVANTAGED (000)	OTHER (000)	
1. MIDDLESEX	20,421	461,540	88,280	2,286,916	2,857,157
2. ESSEX	109	42,814	4,028	1,383,576	1,430,527
3. BRISTOL	435	5,488	423	430,489	436,835
4. NORFOLK	243	73,484	751	295,862	370,340
5. SUFFOLK	3,095	119,637	1,669	120,724	245,125
TOP FIVE AGENCIES WITH PLACE OF PERFORMANCE IN THIS STATE (000)					
1. DEPARTMENT OF DEFENSE					4,885,005
2. DEPARTMENT OF TRANSPORTATION					247,126
3. DEPARTMENT OF THE TREASURY					146,543
4. DEPARTMENT OF VETERANS AFFAIRS					100,051
5. NATIONAL AERONAUTICS AND SPACE ADMINISTRATION					90,656
TOP FIVE CONTRACTING OFFICES LOCATED IN THIS STATE (000)					
USAF, ESC/JSK, HANSCOM AFB					949,614
USAF, ESC/TWK, HANSCOM AFB					846,836
USAF, ESC/ENK, HANSCOM AFB					666,104
USAF, ESC/AVK, HANSCOM AFB					208,351
USAF, ESC/TGK, HANSCOM AFB					157,879
TYPE OF PRODUCT OR SERVICE	SMALL BUSINESS (000)	LARGE BUSINESS (000)	STATE & LOCAL GOV'T (000)	NON- PROFIT & OTHER (000)	TOTAL (000)
CONSTRUCTION	36,610	100,043	412	178	137,243
R & D	239,554	567,129	1,219	847,381	1,655,283
SERVICES	253,246	837,147	4,817	301,222	1,396,432
SUPPLIES & EQUIPMENT	203,079	1,815,876	608	580,779	2,600,342
TOTAL	732,489	3,320,195	7,056	1,729,560	5,789,300
TOP CONTRACTORS PERFORMING IN THIS STATE					
CIVILIAN AGENCIES CONTRACTORS	DOLLARS (000)	DEPARTMENT OF DEFENSE CONTRACTORS		DOLLARS (000)	
1. GENERAL DYNAMICS CORPORATION	35,908	1. RAYTHEON COMPANY	1,138,306		
2. MASSACHUSETTS INST OF TECH	34,569	2. GENERAL ELECTRIC COMPANY	801,997		
3. ABT ASSOCIATES INC	30,394	3. GTE CORPORATION	515,114		
4. CRANE & CO INC	22,105	4. MASSACHUSETTS INST OF TECH	368,414		
5. HEWLETT-PACKARD COMPANY	16,596	5. TEXTRON INC	198,391		
6. GIESECKE & DEVRIENT SYSTEMS LP	16,250	6. DRAPER CHARLES STARK LAB INC	176,311		
7. NORTH INDUSTRIAL CHEMICALS	16,074	7. GENERAL DYNAMICS CORPORATION	142,098		
8. IMAGE DEVICES INC	15,500	8. MITRE CORPORATION	123,680		
9. AIR & WATER TECHNOLOGIES CORP	15,221	9. LOCKHEED MARTIN CORPORATION	109,648		
10. AMERICAN SCIENCE AND ENGRG	14,064	10. PRIMARK CORPORATION	47,082		

FEDERAL PROCUREMENT DATA SYSTEM
FEDERAL PROCUREMENT DOLLARS FOR MICHIGAN
 Fiscal Year 1997 to Date

Population 9,773,892
 Per Capita Procurement 165

Total Procurement By Place of Performance 1,617,218
 Rank Per Capita 49 Last Year 48

TOP FIVE COUNTIES					
NAME OF COUNTY	CIVILIAN AGENCIES		DEPARTMENT OF DEFENSE		TOTAL (000)
	SMALL DIS- ADVANTAGED (000)	OTHER (000)	SMALL DIS- ADVANTAGED (000)	OTHER (000)	
1. MACOMB	55	77,366	9,997	642,702	730,120
2. WAYNE	1,291	97,537	2,184	53,187	154,199
3. KENT	0	45,227	221	70,142	115,590
4. WASHTENAW	1,366	24,920	436	64,206	90,928
5. OAKLAND	815	44,551	4,996	36,348	86,710
TOP FIVE AGENCIES WITH PLACE OF PERFORMANCE IN THIS STATE (000)					
1. DEPARTMENT OF DEFENSE					1,097,663
2. GENERAL SERVICES ADMINISTRATION					266,077
3. DEPARTMENT OF HEALTH AND HUMAN SERVICES					38,933
4. ENVIRONMENTAL PROTECTION AGENCY					33,733
5. DEPARTMENT OF VETERANS AFFAIRS					31,761
TOP FIVE CONTRACTING OFFICES LOCATED IN THIS STATE (000)					
ARMY, TANK AUTOMOTIVE COMMAND, WARREN					2,896,575
DOD,,DEFENSE LOGISTICS AGENCY, BATTLE CREEK					43,524
ARMY, ENGINEER DISTRICT DETROIT (CIVIL)					25,308
VA MEDICAL CENTER, BATTLE CREEK					17,684
VA MEDICAL CENTER, ANN ARBOR					12,976
TYPE OF PRODUCT OR SERVICE	SMALL BUSINESS (000)	LARGE BUSINESS (000)	STATE & LOCAL GOV'T (000)	NON- PROFIT & OTHER (000)	TOTAL (000)
CONSTRUCTION	39,202	13,497	934	104	53,737
R & D	26,893	97,059	14,494	21,603	160,049
SERVICES	65,038	140,589	17,655	31,554	254,836
SUPPLIES & EQUIPMENT	280,304	791,953	270	76,069	1,148,596
TOTAL	411,437	1,043,098	33,353	129,330	1,617,218
TOP CONTRACTORS PERFORMING IN THIS STATE					
CIVILIAN AGENCIES CONTRACTORS	DOLLARS (000)	DEPARTMENT OF DEFENSE CONTRACTORS		DOLLARS (000)	
1. CHRYSLER CORPORATION	72,864	1. GENERAL DYNAMICS CORPORATION	563,254		
2. CARTER CHEVROLET AGENCY INC	64,841	2. WOLVERINE WORLD WIDE INC	30,129		
3. HAWORTH INTERNATIONAL LTD	25,195	3. AAR CORP	23,497		
4. MILLER HERMAN INC	18,764	4. KELLOGG COMPANY	20,833		
5. BDM INTERNATIONAL INC	10,500	5. VECTOR RESEARCH INCORPORATED	18,993		
6. MAGNA FINANCIAL CORP	10,000	6. DETROIT DIESEL CORPORATION	16,446		
7. ARBEE ASSOCIATES	9,483	7. POWER CONTROL TECHNOLOGIES	15,306		
8. ATCHLEY FORD INC	8,404	8. TELEDYNE INC	14,609		
9. ENVIRONMENTAL CHEMICAL CORP	8,173	9. UNC INCORPORATED	14,274		
10. UNIVERSITY OF MICHIGAN	7,714	10. MILLER HERMAN INC	13,152		

FEDERAL PROCUREMENT DATA SYSTEM
FEDERAL PROCUREMENT DOLLARS FOR MINNESOTA
 Fiscal Year 1997 to Date

Population 4,685,549
 Per Capita Procurement 312

Total Procurement By Place of Performance 1,460,190
 Rank Per Capita 34 Last Year 40

TOP FIVE COUNTIES					
NAME OF COUNTY	CIVILIAN AGENCIES		DEPARTMENT OF DEFENSE		TOTAL (000)
	SMALL DIS-ADVANTAGED (000)	OTHER (000)	SMALL DIS-ADVANTAGED (000)	OTHER (000)	
1. HENNEPIN	5,725	166,026	6,913	866,315	1,044,979
2. RAMSEY	358	43,102	13,589	97,841	154,890
3. DAKOTA	192	11,081	178	21,595	33,046
4. ST LOUIS	561	14,003	846	6,132	21,542
5. WABASHA	0	14,266	0	0	14,266
TOP FIVE AGENCIES WITH PLACE OF PERFORMANCE IN THIS STATE (000)					
1. DEPARTMENT OF DEFENSE					1,090,046
2. DEPARTMENT OF AGRICULTURE					95,599
3. DEPARTMENT OF JUSTICE					73,058
4. DEPARTMENT OF HEALTH AND HUMAN SERVICES					59,702
5. DEPARTMENT OF VETERANS AFFAIRS					39,905
TOP FIVE CONTRACTING OFFICES LOCATED IN THIS STATE (000)					
HHS, PUBLIC HEALTH SERVICE, BEMIDJI					68,505
ARMY, ENGINEER DISTRICT ST PAUL (CIVIL)					66,201
VA MEDICAL CENTER, ST PAUL					32,830
AGRICULTURE, ANIMAL & PLANT HLTH INSP, MINNEAPOLIS					11,648
INTERIOR, BUR OF INDIAN AFFAIRS, MINNEAPOLIS					9,190
TYPE OF PRODUCT OR SERVICE	SMALL BUSINESS (000)	LARGE BUSINESS (000)	STATE & LOCAL GOV'T (000)	NON-PROFIT & OTHER (000)	TOTAL (000)
CONSTRUCTION	36,440	12,609	9,208	0	58,257
R & D	16,783	293,637	9,414	41,542	361,376
SERVICES	45,785	195,220	23,942	39,999	304,946
SUPPLIES & EQUIPMENT	100,116	605,699	219	29,577	735,611
TOTAL	199,124	1,107,165	42,783	111,118	1,460,190
TOP CONTRACTORS PERFORMING IN THIS STATE					
CIVILIAN AGENCIES CONTRACTORS	DOLLARS (000)	DEPARTMENT OF DEFENSE CONTRACTORS		DOLLARS (000)	
1. GENERAL SECURITY SERVICES CORP	53,724	1. ALLIANT TECHSYSTEMS INC	284,720		
2. HORMEL FOODS CORPORATION	16,866	2. FMC CORPORATION	180,202		
3. GENERAL MOTORS CORPORATION	16,676	3. ACTIVAR INC	88,476		
4. NATIONAL MARROW DONOR PROGRAM	14,505	4. CERIDIAN CORPORATION	63,061		
5. LAKESIDE FOODS INC	14,261	5. GENERAL MILLS INC	58,788		
6. FARMLAND INDUSTRIES INC	11,724	6. LOCKHEED MMARTIN CORPORATION	52,980		
7. NATIONAL INDS FOR THE BLIND	9,563	7. HONEYWELL INC	43,219		
8. DOWNS TONY FOODS COMPANY	8,929	8. MINNESOTA BOARD OF REGENTS	27,517		
9. MINNESOTA MINING & MFG CO	8,540	9. CONTROL DATA SYSTEMS INC	19,398		
10. MINNESOTA BOARD OF REGENTS	8,526	10. VENTURIAN CORP	12,303		

FEDERAL PROCUREMENT DATA SYSTEM
FEDERAL PROCUREMENT DOLLARS FOR MISSISSIPPI
 Fiscal Year 1997 to Date

Population 2,730,501
 Per Capita Procurement 606

Total Procurement By Place of Performance 1,655,051
 Rank Per Capita 21 Last Year 16

TOP FIVE COUNTIES					
NAME OF COUNTY	CIVILIAN AGENCIES		DEPARTMENT OF DEFENSE		TOTAL (000)
	SMALL DIS- ADVANTAGED (000)	OTHER (000)	SMALL DIS- ADVANTAGED (000)	OTHER (000)	
1. JACKSON	799	9,872	1,696	870,804	883,171
2. HANCOCK	6,800	129,131	1,321	32,218	169,470
3. HARRISON	1,113	9,747	7,728	126,553	145,141
4. MADISON	28	45,493	0	54,160	99,681
5. WARREN	102	5,732	6,323	76,363	88,520
TOP FIVE AGENCIES WITH PLACE OF PERFORMANCE IN THIS STATE (000)					
1. DEPARTMENT OF DEFENSE					1,361,702
2. NATIONAL AERONAUTICS AND SPACE ADMINISTRATION					134,187
3. DEPARTMENT OF THE TREASURY					45,622
4. GENERAL SERVICES ADMINISTRATION					24,708
5. DEPARTMENT OF VETERANS AFFAIRS					19,413
TOP FIVE CONTRACTING OFFICES LOCATED IN THIS STATE (000)					
NASA, STENNIS SPACE CENTER					155,275
NAVY, SHIPBUILDING CONVERSION, PASCAGOULA					145,365
ARMY, ENGINEER DISTRICT VICKSBURG (CIVIL)					83,684
ARMY, ENGINEER WATERWAYS, VICKSBURG					58,922
USAF, 81 CONS/LGC, KEESLER AFB					43,378
TYPE OF PRODUCT OR SERVICE	SMALL BUSINESS (000)	LARGE BUSINESS (000)	STATE & LOCAL GOV'T (000)	NON- PROFIT & OTHER (000)	TOTAL (000)
CONSTRUCTION	127,005	63,789	0	0	190,794
R & D	6,520	5,732	4,146	4,855	21,253
SERVICES	88,371	334,649	9,762	8,893	441,675
SUPPLIES & EQUIPMENT	52,270	943,361	82	5,616	1,001,329
TOTAL	274,166	1,347,531	13,990	19,364	1,655,051
TOP CONTRACTORS PERFORMING IN THIS STATE					
CIVILIAN AGENCIES CONTRACTORS	DOLLARS (000)	DEPARTMENT OF DEFENSE CONTRACTORS		DOLLARS (000)	
1. CAPITOL FURNITURE DISTRG CO	10,547	1. LITTON INDUSTRIES INC	842,600		
2. MINACT INC	5,332	2. TRINITY INDUSTRIES INC	61,391		
3. ROXCO LTD	5,017	3. RAYTHEON COMPANY	47,286		
4. NATIONAL INDS FOR THE BLIND	4,411	4. NICHOLS RESEARCH CORPORATION	42,950		
5. EARTH TECHNOLOGY CORP USA	4,345	5. NORTHROP GRUMMAN CORPORATION	22,206		
6. LAND SHAPER INC	3,898	6. DYNACORP	20,883		
7. UNIVERSITY ALA AT BIRMINGHAM	2,760	7. GOLDEN MANUFACTURING CO INC	20,608		
8. COLOM CONSTRUCTION CO INC	2,388	8. ANDERSON ROY CORP	13,574		
9. UNIVERSITY OF COLORADO	2,202	9. R & D MAINTENANCE SERVICES	11,774		
10. QUAD S COMPANY	1,897	10. FERGUSON-WILLIAMS INC	8,347		

FEDERAL PROCUREMENT DATA SYSTEM
FEDERAL PROCUREMENT DOLLARS FOR MISSOURI
 Fiscal Year 1997 to Date

Population 5,402,058
 Per Capita Procurement 1,121

Total Procurement By Place of Performance 6,057,355
 Rank Per Capita 6 Last Year 4

TOP FIVE COUNTIES					
NAME OF COUNTY	CIVILIAN AGENCIES		DEPARTMENT OF DEFENSE		TOTAL (000)
	SMALL DIS-ADVANTAGED (000)	OTHER (000)	SMALL DIS-ADVANTAGED (000)	OTHER (000)	
1. ST. LOUIS (CITY)	65,553	92,002	16,808	4,069,640	4,244,003
2. CLAY	5,651	631,338	1,198	76,514	714,701
3. ST. LOUIS	556	188,091	3,369	108,593	300,609
4. PULASKI	0	93	16,189	199,232	215,514
5. JASPER	0	149,822	121	14,553	164,496
TOP FIVE AGENCIES WITH PLACE OF PERFORMANCE IN THIS STATE (000)					
1. DEPARTMENT OF DEFENSE					4,748,635
2. GENERAL SERVICES ADMINISTRATION					476,551
3. DEPARTMENT OF ENERGY					413,544
4. DEPARTMENT OF VETERANS AFFAIRS					171,341
5. DEPARTMENT OF AGRICULTURE					98,759
TOP FIVE CONTRACTING OFFICES LOCATED IN THIS STATE (000)					
ARMY, AVIATION & TROOP COMMAND, ST LOUIS					1,360,445
GENERAL SVC ADMIN, FED TEECOM SVC, KANSAS CITY					505,413
AGRICULTURE, STABILIZ & CONSERVATION SVC, ST LOUIS					373,636
ARMY, ENGINEER DISTRICT KANSAS CITY					281,711
AGRICULTURE, STABILIZ & CONSERVATION SVC, KANSAS CITY					164,780
TYPE OF PRODUCT OR SERVICE	SMALL BUSINESS (000)	LARGE BUSINESS (000)	STATE & LOCAL GOV'T (000)	NON-PROFIT & OTHER (000)	TOTAL (000)
CONSTRUCTION	89,068	331,019	29	99,683	519,799
R & D	5,074	406,823	2,018	16,070	429,985
SERVICES	159,766	1,000,384	7,813	74,209	1,242,172
SUPPLIES & EQUIPMENT	232,324	2,970,688	154	662,233	3,865,399
TOTAL	486,232	4,708,914	10,014	852,195	6,057,355
TOP CONTRACTORS PERFORMING IN THIS STATE					
CIVILIAN AGENCIES CONTRACTORS	DOLLARS (000)	DEPARTMENT OF DEFENSE CONTRACTORS	DOLLARS (000)		
1. ALLIEDSIGNAL INC	333,435	1. MCDONNELL DOUGLAS CORPORATION	3,757,487		
2. SPRINT COMMUNICATIONS CO LP	169,133	2. HENSEL PHELPS CONSTRUCTION CO	161,071		
3. AMERISOURCE HEALTH CORPORATION	86,873	3. OLIN CORPORATION	118,760		
4. MORRISON KNUDSEN CORPORATION	77,774	4. SABRELINER CORPORATION	106,041		
5. WORLD WIDE TECHNOLOGY INC	63,428	5. ESCO ELECTRONICS CORPORATION	80,632		
6. MINACT INC	21,485	6. BOEING COMPANY THE	59,932		
7. HUDSON FOODS INC	19,300	7. LIBBY CORPORATION	28,076		
8. JOHNSONS OF KINGFISHER INC	14,022	8. PARSONS CORPORATION	19,355		
9. SERVICE PACKING COMPANY	13,088	9. AECOM TECHNOLOGY CORPORATION	18,241		
10. MCDONNELL DOUGLAS CORPORATION	12,366	10. LIGHT HELICPTR TURBINE ENG CO	14,647		

FEDERAL PROCUREMENT DATA SYSTEM
FEDERAL PROCUREMENT DOLLARS FOR MONTANA
 Fiscal Year 1997 to Date

Population 878,810
 Per Capita Procurement 257

Total Procurement By Place of Performance 226,158
 Rank Per Capita 41 Last Year 42

TOP FIVE COUNTIES					
NAME OF COUNTY	CIVILIAN AGENCIES		DEPARTMENT OF DEFENSE		TOTAL (000)
	SMALL DIS- ADVANTAGED (000)	OTHER (000)	SMALL DIS- ADVANTAGED (000)	OTHER (000)	
1. CASCADE	169	3,313	22,420	47,786	73,688
2. SILVER BOW	278	35,809	76	200	36,363
3. SHERIDAN	24,673	694	0	0	25,367
4. LEWIS AND CLARK	10,232	7,428	30	2,368	20,058
5. MISSOULA	315	8,789	68	851	10,023
TOP FIVE AGENCIES WITH PLACE OF PERFORMANCE IN THIS STATE (000)					
1. DEPARTMENT OF DEFENSE					80,174
2. DEPARTMENT OF ENERGY					33,784
3. DEPARTMENT OF JUSTICE					26,081
4. DEPARTMENT OF AGRICULTURE					23,805
5. DEPARTMENT OF TRANSPORTATION					12,415
TOP FIVE CONTRACTING OFFICES LOCATED IN THIS STATE (000)					
USAF, 341ST CONS/LGC, MALMSTROM AFB					26,752
INTERIOR, BUR OF RECLAMATION, BILLINGS					22,783
HHS, PUBLIC HEALTH SERVICE, BILLINGS					11,221
AGRICULTURE, FOREST SERVICE, MISSOULA					7,203
ARMY, USPFO FOR MONTANA, HELENA					6,855
TYPE OF PRODUCT OR SERVICE	SMALL BUSINESS (000)	LARGE BUSINESS (000)	STATE & LOCAL GOV'T (000)	NON- PROFIT & OTHER (000)	TOTAL (000)
CONSTRUCTION	79,608	18,024	713	270	98,615
R & D	33,845	0	665	349	34,859
SERVICES	33,806	10,443	8,785	3,979	57,013
SUPPLIES & EQUIPMENT	32,201	1,286	53	2,131	35,671
TOTAL	179,460	29,753	10,216	6,729	226,158
TOP CONTRACTORS PERFORMING IN THIS STATE					
CIVILIAN AGENCIES CONTRACTORS	DOLLARS (000)	DEPARTMENT OF DEFENSE CONTRACTORS		DOLLARS (000)	
1. MONTANA ENERGY RES & DEV INST	33,438	1. AMERICAN RENOVATION CNSTR CO	18,715		
2. WEST ELECTRONICS INC	25,367	2. SWANK ENTERPRISES	11,933		
3. GREENWAY ENTERPRISES INC	10,228	3. OSWOOD CONSTRUCTION CO	7,818		
4. BLAHNIK CONSTRUCTION INC	4,293	4. TALCOTT PROPERTIES	3,004		
5. CONFEDRTED SLISH KTRAI TRIBES	4,136	5. MONTANA POWER COMPANY INC	2,750		
6. GILMAN JIM EXCAVATING INC	3,270	6. UNITED MATERIALS OF GREAT FLS	2,266		
7. BLACKFEET NATION	2,921	7. TALCOTT JAMES CONSTRUCTION	2,101		
8. FULTON HUGH	2,089	8. OHM CORPORATION	1,497		
9. KONITZ CONTRACTING INC	2,034	9. MCC CONSTRUCTION CORPORATION	1,414		
10. FORT PECK ASSNBINE SOUX TRBES	1,729	10. GEC ALSTHOM ELCTRMCHNICAL CORP	1,373		

FEDERAL PROCUREMENT DATA SYSTEM
FEDERAL PROCUREMENT DOLLARS FOR NEBRASKA
 Fiscal Year 1997 to Date

Population 1,656,870
 Per Capita Procurement 270

Total Procurement By Place of Performance 446,902
 Rank Per Capita 40 Last Year 36

TOP FIVE COUNTIES					
NAME OF COUNTY	CIVILIAN AGENCIES		DEPARTMENT OF DEFENSE		TOTAL (000)
	SMALL DIS-ADVANTAGED (000)	OTHER (000)	SMALL DIS-ADVANTAGED (000)	OTHER (000)	
1. DOUGLAS	651	110,349	932	36,058	147,990
2. SARPY	26	0	3,672	120,128	123,826
3. DAKOTA	0	0	61	34,840	34,901
4. LANCASTER	752	12,396	1,638	17,019	31,805
5. SALINE	0	24,894	0	0	24,894
TOP FIVE AGENCIES WITH PLACE OF PERFORMANCE IN THIS STATE (000)					
1. DEPARTMENT OF DEFENSE					261,655
2. DEPARTMENT OF AGRICULTURE					80,136
3. GENERAL SERVICES ADMINISTRATION					64,803
4. DEPARTMENT OF HEALTH AND HUMAN SERVICES					13,487
5. DEPARTMENT OF VETERANS AFFAIRS					9,844
TOP FIVE CONTRACTING OFFICES LOCATED IN THIS STATE (000)					
ARMY, ENGINEER DISTRICT OMAHA					227,854
USAF, 55 CONS/CC, OFFUTT AFB					103,717
ARMY, ENGINEER DISTRICT OMAHA (CIVIL)					87,856
VA MEDICAL CENTER, OMAHA					11,582
ARMY, USPFO FOR NEBRASKA, LINCOLN					7,757
TYPE OF PRODUCT OR SERVICE	SMALL BUSINESS (000)	LARGE BUSINESS (000)	STATE & LOCAL GOV'T (000)	NON-PROFIT & OTHER (000)	TOTAL (000)
CONSTRUCTION	28,060	74,155	0	0	102,215
R & D	512	17,692	5	499	18,708
SERVICES	45,242	99,011	16,139	8,031	168,423
SUPPLIES & EQUIPMENT	43,577	109,675	48	4,256	157,556
TOTAL	117,391	300,533	16,192	12,786	446,902
TOP CONTRACTORS PERFORMING IN THIS STATE					
CIVILIAN AGENCIES CONTRACTORS	DOLLARS (000)	DEPARTMENT OF DEFENSE CONTRACTORS	DOLLARS (000)		
1. CLARK ENTERPRISES INC	51,326	1. IBP INC	34,605		
2. AKSARBEN FOODS INC	19,882	2. STERLING SOFTWARE INC	18,073		
3. VALMONT INDUSTRIES INC	6,439	3. TRACOR INC	15,458		
4. OMAHA TRIBE OF NEBRASKA	6,406	4. GTE CORPORATION	11,240		
5. MID-AMERICA DAIRYMEN INC	4,418	5. HARRIS CORPORATION	9,125		
6. KELLEY BEAN CO INC	3,505	6. CET ENVIRONMENTAL SERVICES	9,013		
7. ARCHER DANIELS MIDLAND CO	3,263	7. RAYTHEON COMPANY	8,701		
8. DALY LEO A COMPANY	2,138	8. TRW INC	8,566		
9. TONY'S CEMENT WORKS INC	1,773	9. OHM CORPORATION	8,015		
10. WINNEBAGO TRIBE OF NEBRASKA	1,361	10. F & B CONSTRUCTORS INC	6,280		

FEDERAL PROCUREMENT DATA SYSTEM
FEDERAL PROCUREMENT DOLLARS FOR NEVADA
 Fiscal Year 1997 to Date

Population 1,676,809
 Per Capita Procurement 295

Total Procurement By Place of Performance 493,894
 Rank Per Capita 37 Last Year 8

TOP FIVE COUNTIES					
NAME OF COUNTY	CIVILIAN AGENCIES		DEPARTMENT OF DEFENSE		TOTAL (000)
	SMALL DIS- ADVANTAGED (000)	OTHER (000)	SMALL DIS- ADVANTAGED (000)	OTHER (000)	
1. CLARK	20,767	149,073	33,258	74,795	277,893
2. CHURCHILL	1,020	7,152	9,484	73,123	90,779
3. WASHOE	1,456	42,500	2,899	14,594	61,449
4. MINERAL	0	898	100	37,153	38,151
5. CARSON CITY (CITY)	231	5,370	0	7,332	12,933
TOP FIVE AGENCIES WITH PLACE OF PERFORMANCE IN THIS STATE (000)					
1. DEPARTMENT OF DEFENSE					255,889
2. DEPARTMENT OF ENERGY					133,873
3. DEPARTMENT OF THE INTERIOR					27,123
4. DEPARTMENT OF LABOR					21,954
5. DEPARTMENT OF VETERANS AFFAIRS					13,160
TOP FIVE CONTRACTING OFFICES LOCATED IN THIS STATE (000)					
ENERGY, NEVADA OPERATIONS OFFICE, LAS VEGAS					129,203
USAF, 99 CONS/CC, NELLIS AFB					82,973
VA MEDICAL CENTER, LAS VEGAS					15,897
INTERIOR, BUR OF RECLAMATION, BOULDER CITY					15,145
ARMY, USPFO FOR NEVADA, CARSON CITY					8,642
TYPE OF PRODUCT OR SERVICE	SMALL BUSINESS (000)	LARGE BUSINESS (000)	STATE & LOCAL GOV'T (000)	NON- PROFIT & OTHER (000)	TOTAL (000)
CONSTRUCTION	79,272	26,775	0	0	106,047
R & D	8,105	0	814	4,657	13,576
SERVICES	65,933	247,929	30,155	5,552	349,569
SUPPLIES & EQUIPMENT	16,511	8,112	41	38	24,702
TOTAL	169,821	282,816	31,010	10,247	493,894
TOP CONTRACTORS PERFORMING IN THIS STATE					
CIVILIAN AGENCIES CONTRACTORS	DOLLARS (000)	DEPARTMENT OF DEFENSE CONTRACTORS		DOLLARS (000)	
1. BECHTEL NEVADA CORPORATION	66,123	1. LOCKHEED MARTIN CORPORATION	41,679		
2. UNIVERSITY & COMMUNITY COLLEGE	27,065	2. DAY & ZIMMERMANN INCORPORATED	36,775		
3. WACKENHUT CORPORATION	15,639	3. DYNACORP	16,415		
4. INTERNATIONAL TECHNOLOGY CORP	9,921	4. ROMAN E C D INC	12,216		
5. SCIENCE APPLICATIONS INTL CORP	7,923	5. WEST COAST CONTRACTORS OF NEV	11,092		
6. CATTOOR DAVE	5,753	6. STRAUB CONSTRUCTION INC	9,196		
7. LANGENFELDER C J & SON INC	4,849	7. CABACO INC	7,514		
8. LOCKHEED MARTIN CORPORATION	3,752	8. ACTUS CORPORATION	7,200		
9. SOFTWARE CONTROL INTERNATIONAL	3,575	9. VITAL LINK INC	5,785		
10. JASON ASSOCIATES CORPORATION	3,426	10. ARCATA ASSOCIATES INC	5,410		

FEDERAL PROCUREMENT DATA SYSTEM
FEDERAL PROCUREMENT DOLLARS FOR NEW HAMPSHIRE
 Fiscal Year 1997 to Date

Population 1,172,709
 Per Capita Procurement 363

Total Procurement By Place of Performance 425,657
 Rank Per Capita 29 Last Year 24

TOP FIVE COUNTIES					
NAME OF COUNTY	CIVILIAN AGENCIES		DEPARTMENT OF DEFENSE		TOTAL (000)
	SMALL DIS-ADVANTAGED (000)	OTHER (000)	SMALL DIS-ADVANTAGED (000)	OTHER (000)	
1. HILLSBOROUGH	69	17,137	618	230,093	247,917
2. ROCKINGHAM	485	5,978	1,927	121,778	130,168
3. GRAFTON	26	9,542	1,165	20,421	31,154
4. MERRIMACK	41	2,239	197	3,050	5,527
5. STRAFFORD	0	860	31	4,236	5,127
TOP FIVE AGENCIES WITH PLACE OF PERFORMANCE IN THIS STATE (000)					
1. DEPARTMENT OF DEFENSE					388,128
2. DEPARTMENT OF TRANSPORTATION					8,745
3. NATIONAL AERONAUTICS AND SPACE ADMINISTRATION					8,094
4. GENERAL SERVICES ADMINISTRATION					6,081
5. DEPARTMENT OF VETERANS AFFAIRS					5,680
TOP FIVE CONTRACTING OFFICES LOCATED IN THIS STATE (000)					
NAVY, PORTSMOUTH NAVAL SHIPYARD					57,487
VA MEDICAL CENTER, MANCHESTER					3,263
ARMY, USPFO FOR NEW HAMPSHIRE, CONCORD					2,604
ARMY, COLD RGNS RSCH & ENGR LAB, HANOVER					1,716
GENERAL SVC ADMIN, PUBLIC BLDG SVC, MANCHESTER					914
TYPE OF PRODUCT OR SERVICE	SMALL BUSINESS (000)	LARGE BUSINESS (000)	STATE & LOCAL GOV'T (000)	NON-PROFIT & OTHER (000)	TOTAL (000)
CONSTRUCTION	19,213	36,094	0	0	55,307
R & D	24,523	102,040	166	2,673	129,402
SERVICES	12,117	22,084	301	2,359	36,861
SUPPLIES & EQUIPMENT	40,360	154,137	35	9,555	204,087
TOTAL	96,213	314,355	502	14,587	425,657
TOP CONTRACTORS PERFORMING IN THIS STATE					
CIVILIAN AGENCIES CONTRACTORS	DOLLARS (000)	DEPARTMENT OF DEFENSE CONTRACTORS	DOLLARS (000)		
1. HARVEY CONSTRUCTION CORP NH	6,686	1. LOCKHEED MARTIN CORPORATION	111,488		
2. DIGITAL EQUIPMENT CORPORATION	3,241	2. HEWLETT-PACKARD COMPANY	50,296		
3. DESIGN CONTEMPO INC	2,477	3. BECHTEL GROUP INC	16,435		
4. OHM CORPORATION	1,825	4. INSIGHT TECHNOLOGY INC	14,504		
5. DYNATECH CORPORATION	1,204	5. TIMKEN COMPANY THE	9,479		
6. POULIN D L INCORPORATED	591	6. LILL FRANK & SON INC	7,849		
7. GATES INC	585	7. CREARE INCORPORATED	5,885		
8. NAYLOR & BREEN BUILDERS INC	571	8. BEACON CONSTRUCTION CO INC	4,922		
9. NORTHEAST UTILITIES VOL ASSOC	495	9. YEATTS CONTRACT INC	3,281		
10. CABLETRON SYSTEMS INC	480	10. SEQUA CORPORATION	3,000		

FEDERAL PROCUREMENT DATA SYSTEM
FEDERAL PROCUREMENT DOLLARS FOR NEW JERSEY
 Fiscal Year 1997 to Date

Population 8,052,849
 Per Capita Procurement 458

Total Procurement By Place of Performance 3,689,726
 Rank Per Capita 26 Last Year 29

TOP FIVE COUNTIES					
NAME OF COUNTY	CIVILIAN AGENCIES		DEPARTMENT OF DEFENSE		TOTAL (000)
	SMALL DIS-ADVANTAGED (000)	OTHER (000)	SMALL DIS-ADVANTAGED (000)	OTHER (000)	
1. BURLINGTON	1,718	14,406	30,003	1,001,770	1,047,897
2. MONMOUTH	13,654	10,938	68,467	434,952	528,011
3. MIDDLESEX	2,331	140,143	2,188	156,966	301,628
4. MORRIS	925	8,030	28,604	242,295	279,854
5. MERCER	950	167,767	2,608	88,666	259,991

TOP FIVE AGENCIES WITH PLACE OF PERFORMANCE IN THIS STATE (000)	
1. DEPARTMENT OF DEFENSE	2,970,610
2. DEPARTMENT OF TRANSPORTATION	173,501
3. NATIONAL AERONAUTICS AND SPACE ADMINISTRATION	158,457
4. DEPARTMENT OF ENERGY	95,434
5. GENERAL SERVICES ADMINISTRATION	78,279

TOP FIVE CONTRACTING OFFICES LOCATED IN THIS STATE (000)	
ARMY, COMMUN & ELECTRONICS CMD, FORT MOMMOUTH	4,266,433
ARMY, ARMAMENT RD&E CENTER, PICATINNY ARSENAL	959,259
NAVY, NAVAL AIR WARFARE CENTER, LAKEHURST	297,506
TRANSPORTATION, FED AVIATION ADMIN, ATLANTIC CITY	105,662
ARMY, COMMUN & ELECTRONICS CMD, FORT MOMMOUTH	67,231

TYPE OF PRODUCT OR SERVICE	SMALL BUSINESS (000)	LARGE BUSINESS (000)	STATE & LOCAL GOV'T (000)	NON-PROFIT & OTHER (000)	TOTAL (000)
CONSTRUCTION	134,335	140,255	0	873	275,463
R & D	52,036	388,392	4,434	90,236	535,098
SERVICES	378,968	1,027,015	1,772	145,210	1,552,965
SUPPLIES & EQUIPMENT	248,555	657,697	175	419,773	1,326,200
TOTAL	813,894	2,213,359	6,381	656,092	3,689,726

TOP CONTRACTORS PERFORMING IN THIS STATE			
CIVILIAN AGENCIES CONTRACTORS	DOLLARS (000)	DEPARTMENT OF DEFENSE CONTRACTORS	DOLLARS (000)
1. BAY SHIP MANAGEMENT INC	32,184	1. LOCKHEED MARTIN CORPORATION	1,004,091
2. MARINE TRANSPORT LINES INC	27,081	2. MAERSK INC	131,676
3. OMNICO GROUP INC	16,926	3. MIDSCO INC	112,411
4. SIEMENS AKTIENGESSELLSCHAFT	14,610	4. UNC INCORPORATED	87,959
5. RMS TECHNOLOGIES INCORPORATED	12,885	5. THE GENERAL ELECTRIC CO PLC	71,494
6. GALAXY SCIENTIFIC CORP	11,823	6. ITT INDUSTRIES INC	62,132
7. AMERISOURCE HEALTH CORPORATION	10,362	7. UNIVERSITY OF TEXAS SYSTEM	57,238
8. EARTH TECHNOLOGY CORP USA	10,202	8. SEMCOR INC	47,687
9. FIRST BANK SYSTEM INC	9,939	9. COMPUTER SCIENCES CORPORATION	42,565
10. WESTINGHOUSE ELECTRIC CORP	9,252	10. SEVENSON ENVIRONMENTAL SVCS	38,201

FEDERAL PROCUREMENT DATA SYSTEM
FEDERAL PROCUREMENT DOLLARS FOR NEW MEXICO
 Fiscal Year 1997 to Date

Population 1,729,751
 Per Capita Procurement 2,011

Total Procurement By Place of Performance 3,478,249
 Rank Per Capita 3 Last Year 2

TOP FIVE COUNTIES					
NAME OF COUNTY	CIVILIAN AGENCIES		DEPARTMENT OF DEFENSE		TOTAL (000)
	SMALL DIS- ADVANTAGED (000)	OTHER (000)	SMALL DIS- ADVANTAGED (000)	OTHER (000)	
1. BERNALILLO	39,085	1,468,106	48,508	226,654	1,782,353
2. LOS ALAMOS	2,777	1,199,227	3,044	1,978	1,207,026
3. DONA ANA	2,885	54,645	39,283	68,698	165,511
4. EDDY	53	95,083	0	18,311	113,447
5. OTERO	256	2,097	12,690	49,236	64,279
TOP FIVE AGENCIES WITH PLACE OF PERFORMANCE IN THIS STATE (000)					
1. DEPARTMENT OF ENERGY					2,697,543
2. DEPARTMENT OF DEFENSE					494,446
3. DEPARTMENT OF HEALTH AND HUMAN SERVICES					88,067
4. NATIONAL AERONAUTICS AND SPACE ADMINISTRATION					51,221
5. GENERAL SERVICES ADMINISTRATION					33,870
TOP FIVE CONTRACTING OFFICES LOCATED IN THIS STATE (000)					
ENERGY, ALBUQUERQUE OPERATIONS OFFICE					3,417,475
USAF, PL/PKR CONTRACTS, KIRTLAND AFB					215,462
USAF, PL/PKR CONTRACTS CTR SUP, KIRTLAND AFB					177,955
ARMY, WHITE SANDS MISSILE RANGE					87,132
HHS, PUBLIC HEALTH SERVICE, ALBERQUERQUE					75,580
TYPE OF PRODUCT OR SERVICE	SMALL BUSINESS (000)	LARGE BUSINESS (000)	STATE & LOCAL GOV'T (000)	NON- PROFIT & OTHER (000)	TOTAL (000)
CONSTRUCTION	80,792	78,323	91	1,790	160,996
R & D	79,847	105,685	5,382	7,208	198,122
SERVICES	173,836	1,612,373	1,220,601	23,956	3,030,766
SUPPLIES & EQUIPMENT	37,435	46,479	365	4,086	88,365
TOTAL	371,910	1,842,860	1,226,439	37,040	3,478,249
TOP CONTRACTORS PERFORMING IN THIS STATE					
CIVILIAN AGENCIES CONTRACTORS	DOLLARS (000)	DEPARTMENT OF DEFENSE CONTRACTORS		DOLLARS (000)	
1. SANDIA CORPORATION	1,288,894	1. LOCKHEED MARTIN CORPORATION	39,516		
2. UNIVERSITY OF CALIFORNIA	1,188,915	2. DYNACORP	27,450		
3. ALLIEDSIGNAL INC	43,653	3. HONEYWELL INC	26,259		
4. AKAL SECURITY INC	14,131	4. BDM INTERNATIONAL INC	21,850		
5. PIERCE ENTERPRISES INC	13,639	5. SVERDRUP CORPORATION	14,618		
6. CSI INC	13,350	6. APPLIED RESEARCH ASSOC INC	13,682		
7. ADVANCED SCIENCES INC	12,972	7. NEWTECH INC	13,395		
8. LOS ALAMOS COUNTY OF	10,223	8. BLACK & VEATCH	9,472		
9. PARAGON TECHNICAL SERVICES INC	9,410	9. LOGICON INC	8,480		
10. WACKENHUT CORPORATION	9,124	10. MEVATEC CORPORATION	7,472		

FEDERAL PROCUREMENT DATA SYSTEM
FEDERAL PROCUREMENT DOLLARS FOR NEW YORK
 Fiscal Year 1997 to Date

Population 18,137,226
 Per Capita Procurement 270

Total Procurement By Place of Performance 4,896,551
 Rank Per Capita 39 Last Year 39

TOP FIVE COUNTIES					
NAME OF COUNTY	CIVILIAN AGENCIES		DEPARTMENT OF DEFENSE		TOTAL (000)
	SMALL DIS- ADVANTAGED (000)	OTHER (000)	SMALL DIS- ADVANTAGED (000)	OTHER (000)	
1. NASSAU	5,037	77,060	3,165	822,476	907,738
2. SUFFOLK	4,526	450,174	12,667	282,330	749,697
3. SCHENECTADY	0	270,808	189	255,162	526,159
4. BRONX	29,626	265,106	6,621	153,382	454,735
5. NEW YORK	7,959	269,992	1,700	59,942	339,593
TOP FIVE AGENCIES WITH PLACE OF PERFORMANCE IN THIS STATE (000)					
1. DEPARTMENT OF DEFENSE					3,157,301
2. DEPARTMENT OF ENERGY					669,803
3. DEPARTMENT OF THE TREASURY					283,610
4. GENERAL SERVICES ADMINISTRATION					187,495
5. DEPARTMENT OF TRANSPORTATION					146,509
TOP FIVE CONTRACTING OFFICES LOCATED IN THIS STATE (000)					
ENERGY, SCHENECTADY NAVAL REACTORS OFFICE					301,399
ARMY, ENGINEER DISTRICT NEW YORK					151,477
GENERAL SVC ADMIN, PUBLIC BLDG SVC, NEW YORK					132,279
USAF, RL/PKRL IMAGE SYSTEMS, GRIFFISS AFB					125,994
GENERAL SVC ADMIN, FED SUPPLY SVC, NEW YORK					116,003
TYPE OF PRODUCT OR SERVICE	SMALL BUSINESS (000)	LARGE BUSINESS (000)	STATE & LOCAL GOV'T (000)	NON- PROFIT & OTHER (000)	TOTAL (000)
CONSTRUCTION	143,966	135,378	0	0	279,344
R & D	96,645	305,993	7,322	51,642	461,602
SERVICES	338,446	1,351,918	19,574	539,911	2,249,849
SUPPLIES & EQUIPMENT	352,699	1,463,418	596	89,043	1,905,756
TOTAL	931,756	3,256,707	27,492	680,596	4,896,551
TOP CONTRACTORS PERFORMING IN THIS STATE					
CIVILIAN AGENCIES CONTRACTORS	DOLLARS (000)	DEPARTMENT OF DEFENSE CONTRACTORS		DOLLARS (000)	
1. ASSOCIATED UNIVERSITIES INC	394,503	1. LOCKHEED MARTIN CORPORATION		871,215	
2. GOLDMAN SACHS GROUP L P	128,053	2. NORTHROP GRUMMAN CORPORATION		465,503	
3. MERRILL LYNCH & CO INC	42,844	3. CBS CORPORATION		101,373	
4. OMI CORP	25,132	4. PHILIP MORRIS COMPANIES INC		80,681	
5. INTERNATIONAL MARINE CARRIERS	21,161	5. SISTERS OF CHARITY HEALTH CARE		57,965	
6. CAREER SYSTEMS DEV CORP	18,260	6. SEALIFT HOLDINGS INC DEL		47,116	
7. LIFESTAR RESPONSE CORP	16,220	7. OMNICOM GROUP INC		40,189	
8. LOCKHEED MARTIN CORPORATION	12,839	8. HARRIS CORPORATION		39,485	
9. ECOLOGY & ENVIRONMENT INC	10,471	9. GENERAL MOTORS CORPORATION		39,358	
10. INTERNATIONAL MARINE CONS	10,315	10. LANE INDUSTRIES INCORPORATED		37,235	

FEDERAL PROCUREMENT DATA SYSTEM
FEDERAL PROCUREMENT DOLLARS FOR NORTH CAROLINA
 Fiscal Year 1997 to Date

Population 7,425,183
 Per Capita Procurement 227

Total Procurement By Place of Performance 1,685,970
 Rank Per Capita 44 Last Year 38

TOP FIVE COUNTIES					
NAME OF COUNTY	CIVILIAN AGENCIES		DEPARTMENT OF DEFENSE		TOTAL (000)
	SMALL DIS- ADVANTAGED (000)	OTHER (000)	SMALL DIS- ADVANTAGED (000)	OTHER (000)	
1. CUMBERLAND	1,590	4,834	33,716	333,861	374,001
2. DURHAM	18,193	220,633	2,235	28,785	269,846
3. WAKE	1,741	99,174	3,117	75,950	179,982
4. MECKLENBURG	780	46,395	1,635	74,303	123,113
5. ONSLOW	0	261	13,916	97,776	111,953
TOP FIVE AGENCIES WITH PLACE OF PERFORMANCE IN THIS STATE (000)					
1. DEPARTMENT OF DEFENSE					1,082,834
2. ENVIRONMENTAL PROTECTION AGENCY					128,847
3. DEPARTMENT OF HEALTH AND HUMAN SERVICES					124,437
4. DEPARTMENT OF AGRICULTURE					71,053
5. DEPARTMENT OF VETERANS AFFAIRS					55,152
TOP FIVE CONTRACTING OFFICES LOCATED IN THIS STATE (000)					
ENVIRONMENTAL PROTECTION AGENCY, RES TRIANGLE PARK					137,098
ARMY, DIRECTORATE OF CONTRACTING, FORT BRAGG					132,229
ARMY, ENGINEER DISTRICT WILMINGTON (CIVIL)					107,893
TRANSPORTATION, COAST GUARD, ELIZABETH CITY					73,457
HHS, NATL INST FOR HEALTH, RES TRIANGLE PARK					67,695
TYPE OF PRODUCT OR SERVICE	SMALL BUSINESS (000)	LARGE BUSINESS (000)	STATE & LOCAL GOV'T (000)	NON- PROFIT & OTHER (000)	TOTAL (000)
CONSTRUCTION	191,838	246,183	0	768	438,789
R & D	23,101	33,651	21,251	70,616	148,619
SERVICES	156,945	434,649	7,913	63,193	662,700
SUPPLIES & EQUIPMENT	166,943	234,019	254	34,646	435,862
TOTAL	538,827	948,502	29,418	169,223	1,685,970
TOP CONTRACTORS PERFORMING IN THIS STATE					
CIVILIAN AGENCIES CONTRACTORS	DOLLARS (000)	DEPARTMENT OF DEFENSE CONTRACTORS		DOLLARS (000)	
1. RESEARCH TRIANGLE INSTITUTE	59,103	1. CENTEX CORPORATION		61,845	
2. LOCKHEED MARTIN CORPORATION	35,436	2. CSX CORPORATION		44,531	
3. INTERNATIONAL BUS MCHS CORP	34,221	3. T L T CONSTRUCTION CORP		43,058	
4. DUKE UNIVERSITY	17,791	4. BINDLEY WESTERN INDUSTRIES		30,109	
5. SOUTHEAST FUELS INC	17,364	5. LOCKHEED MARTIN CORPORATION		28,975	
6. EXIDE ELECTRONICS GROUP INC	16,050	6. LUCENT TECHNOLOGIES INC		27,927	
7. PEANUT PROCESSORS INC	13,126	7. CAROLINA POWER & LIGHT CO		24,433	
8. MANTECH INTERNATIONAL CORP	12,575	8. GTE CORPORATION		22,162	
9. MASCO CORPORATION	10,577	9. DAWSON CONSTRUCTION COMPANY		20,861	
10. UNIVERSITY NC AT CHAPEL HL	9,973	10. WELLCO ENTERPRISES INC		19,683	

FEDERAL PROCUREMENT DATA SYSTEM
FEDERAL PROCUREMENT DOLLARS FOR NORTH DAKOTA
 Fiscal Year 1997 to Date

Population 640,883
 Per Capita Procurement 315

Total Procurement By Place of Performance 201,616
 Rank Per Capita 33 Last Year 43

TOP FIVE COUNTIES					
NAME OF COUNTY	CIVILIAN AGENCIES		DEPARTMENT OF DEFENSE		TOTAL (000)
	SMALL DIS-ADVANTAGED (000)	OTHER (000)	SMALL DIS-ADVANTAGED (000)	OTHER (000)	
1. GRAND FORKS	620	6,879	10,307	45,946	63,752
2. WARD	0	5,644	10,616	21,776	38,036
3. ROLETTE	25,931	4,564	862	231	31,588
4. CASS	0	9,287	107	10,528	19,922
5. PEMBINA	0	1,289	392	7,751	9,432

TOP FIVE AGENCIES WITH PLACE OF PERFORMANCE IN THIS STATE (000)	
1. DEPARTMENT OF DEFENSE	120,067
2. DEPARTMENT OF JUSTICE	24,815
3. DEPARTMENT OF HEALTH AND HUMAN SERVICES	14,966
4. DEPARTMENT OF AGRICULTURE	13,284
5. DEPARTMENT OF LABOR	6,774

TOP FIVE CONTRACTING OFFICES LOCATED IN THIS STATE (000)	
USAF, 5 CONS/CC, MINOT	30,561
USAF, 319 CONS/LGC, GRAND FORKS AFB	30,333
VA MEDICAL/RO CENTER, FARGO	8,160
ARMY, USPFO FOR NORTH DAKOTA, BISMARCK	3,662
AGRICULTURE, AGRI RESEARCH SVC, GRAND FORKS	772

TYPE OF PRODUCT OR SERVICE	SMALL BUSINESS (000)	LARGE BUSINESS (000)	STATE & LOCAL GOV'T (000)	NON-PROFIT & OTHER (000)	TOTAL (000)
CONSTRUCTION	48,150	13,456	162	0	61,768
R & D	1,623	0	198	0	1,821
SERVICES	67,971	26,540	11,219	8,794	114,524
SUPPLIES & EQUIPMENT	16,494	6,131	14	864	23,503
TOTAL	134,238	46,127	11,593	9,658	201,616

TOP CONTRACTORS PERFORMING IN THIS STATE			
CIVILIAN AGENCIES CONTRACTORS	DOLLARS (000)	DEPARTMENT OF DEFENSE CONTRACTORS	DOLLARS (000)
1. TURTLE MTN BND OF CHIPWA IND	28,124	1. DUBOIS & SONS MASONRY INC	8,111
2. DEVILS LAKE SIOUX TRIBE	5,465	2. MORTENSON M A COMPANIES	5,996
3. MINACT INC	5,072	3. PETERSON CONSTRUCTION CO OF ND	5,339
4. NOODLES BY LEONARDO INC	3,369	4. ITT INDUSTRIES INC	5,253
5. DAKOTA GROWERS PASTA COMPANY	3,152	5. NODAK ELECTRIC COOPERATIVE	4,119
6. CET ENVIRONMENTAL SERVICES	2,750	6. PARKER EXCAVATING INC	3,993
7. TRENTON INDIAN SERVICE AREA	2,320	7. UNITED CRANE & EXCAVATION	3,884
8. MEINECKE-JOHNSON COMPANY	2,276	8. HOLEN ORRIN A CONSTRUCTION	3,287
9. THREE AFFILIATED TRIBES	2,070	9. VERENDRYE ELECTRIC COOPERATIVE	2,417
10. MEDICAL DOCTOR ASSOCIATES INC	2,011	10. PHILIP ENVIRONMENTAL INC	2,347

FEDERAL PROCUREMENT DATA SYSTEM
FEDERAL PROCUREMENT DOLLARS FOR OHIO
 Fiscal Year 1997 to Date

Population 11,186,331
 Per Capita Procurement 371

Total Procurement By Place of Performance 4,149,910
 Rank Per Capita 28 Last Year 32

TOP FIVE COUNTIES					
NAME OF COUNTY	CIVILIAN AGENCIES		DEPARTMENT OF DEFENSE		TOTAL (000)
	SMALL DIS-ADVANTAGED (000)	OTHER (000)	SMALL DIS-ADVANTAGED (000)	OTHER (000)	
1. HAMILTON	12,419	417,940	2,739	897,286	1,330,384
2. GREENE	7,959	19,840	155,318	704,943	888,060
3. CUYAHOGA	95,456	186,905	2,818	196,419	481,598
4. FAIRFIELD	1,736	101,543	25,386	170,487	299,152
5. PIKE	0	229,837	1,185	165	231,187

TOP FIVE AGENCIES WITH PLACE OF PERFORMANCE IN THIS STATE (000)	
1. DEPARTMENT OF DEFENSE	2,711,822
2. DEPARTMENT OF ENERGY	635,861
3. NATIONAL AERONAUTICS AND SPACE ADMINISTRATION	294,883
4. GENERAL SERVICES ADMINISTRATION	149,196
5. DEPARTMENT OF VETERANS AFFAIRS	115,960

TOP FIVE CONTRACTING OFFICES LOCATED IN THIS STATE (000)	
USAF, HQ AFMC/PKAA, WRIGHT PATTERSON AFB	2,537,625
USAF, ASC/YCK, WRIGHT PATTERSON AFB	1,905,469
USAF, ASC/YFK, WRIGHT PATTERSON AFB	1,726,258
USAF, ASC/VFK, WRIGHT PATTERSON AFB	1,045,393
USAF, ASC/SDFK, WRIGHT PATTERSON AFB	1,019,441

TYPE OF PRODUCT OR SERVICE	SMALL BUSINESS (000)	LARGE BUSINESS (000)	STATE & LOCAL GOV'T (000)	NON-PROFIT & OTHER (000)	TOTAL (000)
CONSTRUCTION	144,078	115,819	0	0	259,897
R & D	123,053	517,985	5,437	226,296	872,771
SERVICES	361,246	1,096,221	14,662	196,288	1,668,417
SUPPLIES & EQUIPMENT	284,953	1,054,847	359	8,666	1,348,825
TOTAL	913,330	2,784,872	20,458	431,250	4,149,910

TOP CONTRACTORS PERFORMING IN THIS STATE			
CIVILIAN AGENCIES CONTRACTORS	DOLLARS (000)	DEPARTMENT OF DEFENSE CONTRACTORS	DOLLARS (000)
1. FLUOR CORPORATION	254,415	1. GENERAL ELECTRIC COMPANY	367,630
2. OHIO VALLEY ELECTRIC CORP	229,666	2. PROCTER & GAMBLE COMPANY THE	190,944
3. EG&G INC	112,025	3. SCIENCE APPLICATIONS INTL CORP	147,731
4. CHRYSLER CORPORATION	102,765	4. CFM INTERNATIONAL INC	123,883
5. BATTELLE MEMORIAL INSTITUTE	39,291	5. THE BRITISH PETROLEUM CO PLC	101,983
6. NYMA INC	31,679	6. BATTELLE MEMORIAL INSTITUTE	79,563
7. THE GENERAL ELECTRIC CO PLC	29,311	7. LORAL SYSTEMS COMPANY	76,260
8. CORTEZ III SERVICE CORPORATION	23,530	8. ROCKWELL INTERNATIONAL CORP	54,559
9. MANAGEMENT AND TRAINING CORP	21,313	9. O'GAR-HESS ESNHRDT ARMRING CO	47,807
10. ENVIRONMENTAL QUALITY MGT	16,076	10. GOODYEAR TIRE & RUBBER CO THE	45,685

FEDERAL PROCUREMENT DATA SYSTEM
FEDERAL PROCUREMENT DOLLARS FOR OKLAHOMA
 Fiscal Year 1997 to Date

Population 3,317,091
 Per Capita Procurement 322

Total Procurement By Place of Performance 1,069,311
 Rank Per Capita 32 Last Year 34

TOP FIVE COUNTIES					
NAME OF COUNTY	CIVILIAN AGENCIES		DEPARTMENT OF DEFENSE		TOTAL (000)
	SMALL DIS- ADVANTAGED (000)	OTHER (000)	SMALL DIS- ADVANTAGED (000)	OTHER (000)	
1. CANADIAN	25,050	168,021	6,298	89,506	288,875
2. OKLAHOMA	1,059	2,983	19,593	200,044	223,679
3. COMANCHE	1,367	3,618	21,422	63,276	89,683
4. OSAGE	6,280	46,326	3,678	26,428	82,712
5. CLEVELAND	1,716	10,304	101	64,585	76,706
TOP FIVE AGENCIES WITH PLACE OF PERFORMANCE IN THIS STATE (000)					
1. DEPARTMENT OF DEFENSE					737,869
2. DEPARTMENT OF TRANSPORTATION					165,255
3. GENERAL SERVICES ADMINISTRATION					32,854
4. DEPARTMENT OF ENERGY					27,438
5. DEPARTMENT OF LABOR					26,983
TOP FIVE CONTRACTING OFFICES LOCATED IN THIS STATE (000)					
USAF, ALC/LPO, TINKER AFB					631,299
USAF, ALC/LPK, TINKER AFB					467,630
USAF, ALC/LAD, TINKER AFB					367,828
TRANSPORTATION, FED AVIATION ADMIN, OKLAHOMA CITY					303,181
USAF, ALC/LCD, TINKER AFB					291,695
TYPE OF PRODUCT OR SERVICE	SMALL BUSINESS (000)	LARGE BUSINESS (000)	STATE & LOCAL GOV'T (000)	NON- PROFIT & OTHER (000)	TOTAL (000)
CONSTRUCTION	125,964	70,440	0	99	196,503
R & D	12,157	874	1,034	1,065	15,130
SERVICES	114,451	418,558	41,471	29,937	604,417
SUPPLIES & EQUIPMENT	92,511	157,445	80	3,225	253,261
TOTAL	345,083	647,317	42,585	34,326	1,069,311
TOP CONTRACTORS PERFORMING IN THIS STATE					
CIVILIAN AGENCIES CONTRACTORS	DOLLARS (000)	DEPARTMENT OF DEFENSE CONTRACTORS		DOLLARS (000)	
1. MANAGMENT ASSISTANCE CORP AMER	24,701	1. BOEING COMPANY THE	97,108		
2. BDM INTERNATIONAL INC	21,196	2. DU PONT E I DE NEMOURS AND CO	58,146		
3. OKLAHOMA CITY CITY OF	16,398	3. MCDONNELL DOUGLAS CORPORATION	57,719		
4. ROBINSON-VAN VUREN ASSOCIATES	14,683	4. UNC INCORPORATED	51,919		
5. TELEDYNE INC	9,142	5. GARY-WILLIAMS COMPANY	37,048		
6. PLANNING RESEARCH CORPORATION	7,537	6. SUNDT CORP	19,675		
7. ADAMS & ASSOCIATES INC	6,677	7. SEQUA CORPORATION	19,416		
8. FOUR WINDS SERVICES INC	6,275	8. WYNN CONSTRUCTION CO INC	15,048		
9. DATACOM SCIENCES INC	5,293	9. MCMASTER CONSTRUCTION INC	13,818		
10. CHEROKEE NATION	4,820	10. TEXAS-CAPITAL CONTRACTORS INC	13,537		

FEDERAL PROCUREMENT DATA SYSTEM
FEDERAL PROCUREMENT DOLLARS FOR OREGON
 Fiscal Year 1997 to Date

Population 3,243,487
 Per Capita Procurement 141

Total Procurement By Place of Performance 457,531
 Rank Per Capita 51 Last Year 50

TOP FIVE COUNTIES					
NAME OF COUNTY	CIVILIAN AGENCIES		DEPARTMENT OF DEFENSE		TOTAL (000)
	SMALL DIS- ADVANTAGED (000)	OTHER (000)	SMALL DIS- ADVANTAGED (000)	OTHER (000)	
1. CLACKAMAS	4,065	106,187	1,801	58,314	170,367
2. WASHINGTON	1,771	8,426	99	16,805	27,101
3. UMATILLA	68	3,035	489	19,656	23,248
4. COOS	534	11,797	0	10,486	22,817
5. JACKSON	3,862	13,811	35	1,165	18,873
TOP FIVE AGENCIES WITH PLACE OF PERFORMANCE IN THIS STATE (000)					
1. DEPARTMENT OF DEFENSE					164,352
2. DEPARTMENT OF AGRICULTURE					82,433
3. DEPARTMENT OF TRANSPORTATION					48,276
4. DEPARTMENT OF THE INTERIOR					40,517
5. GENERAL SERVICES ADMINISTRATION					33,883
TOP FIVE CONTRACTING OFFICES LOCATED IN THIS STATE (000)					
ARMY, ENGINEER DISTRICT PORTLAND (CIVIL)					75,653
VA MEDICAL CENTER, PORTLAND					40,218
INTERIOR, BUR OF LAND MGMT, PORTLAND					30,128
HHS, PUBLIC HEALTH SERVICE, PORTLAND					15,901
INTERIOR, FISH & WILDLIFE SERVICE, PORTLAND					14,626
TYPE OF PRODUCT OR SERVICE	SMALL BUSINESS (000)	LARGE BUSINESS (000)	STATE & LOCAL GOV'T (000)	NON- PROFIT & OTHER (000)	TOTAL (000)
CONSTRUCTION	84,102	49,974	0	4,539	138,615
R & D	10,704	529	4,241	10,014	25,488
SERVICES	76,946	74,330	14,801	6,752	172,829
SUPPLIES & EQUIPMENT	53,448	64,440	1,587	1,124	120,599
TOTAL	225,200	189,273	20,629	22,429	457,531
TOP CONTRACTORS PERFORMING IN THIS STATE					
CIVILIAN AGENCIES CONTRACTORS	DOLLARS (000)	DEPARTMENT OF DEFENSE CONTRACTORS	DOLLARS (000)		
1. GREEN HOLDINGS INC	15,200	1. RAYTHEON COMPANY	11,042		
2. MANAGEMENT AND TRAINING CORP	14,626	2. P K CONTRACTORS INC	10,548		
3. CONSOLIDATED FREIGHTWAYS INC	11,000	3. FLIR SYSTEMS INC	9,040		
4. ALCO STANDARD CORPORATION	5,928	4. ALCATEL ALSTHOM	8,885		
5. MARZER VENTURE	5,861	5. MANSON CNSTR & ENGRG CO	6,756		
6. NORTHWEST REGIONAL EDUCTL LAB	5,561	6. DAIMLER-BENZ AG	6,193		
7. COMPTON J C CONTRACTORS INC	4,007	7. APOLLO ELECTRIC CO	5,117		
8. KLAMATH TRIBE EXEC COMMITTEE	3,993	8. FLETCHER CHALLENGE LTD	4,847		
9. OREGON STATE OF	3,941	9. OREGON FREEZE DRY INC	4,772		
10. HUFFMAN & WRIGHT LOGGING INC	3,937	10. PORT OF PORTLAND	4,539		

FEDERAL PROCUREMENT DATA SYSTEM
FEDERAL PROCUREMENT DOLLARS FOR PENNSYLVANIA
 Fiscal Year 1997 to Date

Population 12,019,661
 Per Capita Procurement 379

Total Procurement By Place of Performance 4,553,273
 Rank Per Capita 27 Last Year 30

TOP FIVE COUNTIES					
NAME OF COUNTY	CIVILIAN AGENCIES		DEPARTMENT OF DEFENSE		TOTAL (000)
	SMALL DIS-ADVANTAGED (000)	OTHER (000)	SMALL DIS-ADVANTAGED (000)	OTHER (000)	
1. ALLEGHENY	9,107	506,788	14,115	616,844	1,146,854
2. PHILADELPHIA	9,638	278,228	17,768	519,796	825,430
3. MONTGOMERY	7,988	136,033	10,351	229,872	384,244
4. YORK	690	11,034	1,132	342,686	355,542
5. CUMBERLAND	0	2,307	19,041	260,414	281,762

TOP FIVE AGENCIES WITH PLACE OF PERFORMANCE IN THIS STATE (000)	
1. DEPARTMENT OF DEFENSE	3,035,609
2. DEPARTMENT OF ENERGY	467,021
3. DEPARTMENT OF VETERANS AFFAIRS	250,146
4. GENERAL SERVICES ADMINISTRATION	186,312
5. DEPARTMENT OF JUSTICE	112,098

TOP FIVE CONTRACTING OFFICES LOCATED IN THIS STATE (000)	
NAVY, FLEET & INDUSTRIAL SUPPLY CTR, PHIL NAV SHIPYD	818,666
DOD/DEF LOGISTICS AGY (CLOTH & TEXT), PHILADELPHIA	767,132
DOD/DEF LOGISTICS AGY (MEDICAL), PHILADELPHIA	532,093
ENERGY, PITTSBURG NAVAL REACTORS OFC, WEST MIFFLIN	511,760
DOD/DEF LOGISTICS AGY (SUBSISTENCE), PHILADELPHIA	366,129

TYPE OF PRODUCT OR SERVICE	SMALL BUSINESS (000)	LARGE BUSINESS (000)	STATE & LOCAL GOV'T (000)	NON-PROFIT & OTHER (000)	TOTAL (000)
CONSTRUCTION	113,953	375,914	70	1,391	491,328
R & D	68,832	352,490	7,957	170,457	599,736
SERVICES	282,672	1,208,170	4,213	45,066	1,540,121
SUPPLIES & EQUIPMENT	483,353	1,374,857	556	63,322	1,922,088
TOTAL	948,810	3,311,431	12,796	280,236	4,553,273

TOP CONTRACTORS PERFORMING IN THIS STATE			
CIVILIAN AGENCIES CONTRACTORS	DOLLARS (000)	DEPARTMENT OF DEFENSE CONTRACTORS	DOLLARS (000)
1. CBS CORPORATION	402,826	1. CBS CORPORATION	513,595
2. LIONVILLE SYSTEMS INC	99,688	2. UNITED DEFENSE LP	315,584
3. KEATING DANIEL J CNSTR CO	69,491	3. MEDICAL SERVICE ASSN OF PA	227,438
4. WESTON ROY F INC	35,578	4. LOCKHEED MARTIN CORPORATION	149,153
5. AMERISOURCE HEALTH CORPORATION	34,685	5. BOEING COMPANY THE	109,089
6. WARWICK & YORK INC	33,946	6. RAYTHEON COMPANY	79,688
7. BELL BCI COMPANY	31,782	7. SUN COMPANY INC	79,469
8. TOTEM RESOURCES CORPORATION	23,634	8. CONCURRENT TECHNOLOGIES CORP	68,579
9. MANAGEMENT AND TRAINING CORP	22,764	9. COMPUTER SCIENCES CORPORATION	59,609
10. TAYLOR INDUSTRIES DELAWARE	18,300	10. POCAL INDUSTRIES INC	52,317

FEDERAL PROCUREMENT DATA SYSTEM
FEDERAL PROCUREMENT DOLLARS FOR RHODE ISLAND
 Fiscal Year 1997 to Date

Population 987,429
 Per Capita Procurement 307

Total Procurement By Place of Performance 302,973
 Rank Per Capita 35 Last Year 33

TOP FIVE COUNTIES					
NAME OF COUNTY	CIVILIAN AGENCIES		DEPARTMENT OF DEFENSE		TOTAL (000)
	SMALL DIS- ADVANTAGED (000)	OTHER (000)	SMALL DIS- ADVANTAGED (000)	OTHER (000)	
1. NEWPORT	0	1,968	19,019	202,128	223,115
2. PROVIDENCE	2,457	32,926	816	15,110	51,309
3. WASHINGTON	37	5,499	1,433	11,191	18,160
4. KENT	0	2,496	95	6,160	8,751
5. BRISTOL	0	180	0	1,458	1,638
TOP FIVE AGENCIES WITH PLACE OF PERFORMANCE IN THIS STATE (000)					
1. DEPARTMENT OF DEFENSE					257,410
2. DEPARTMENT OF VETERANS AFFAIRS					12,806
3. DEPARTMENT OF HEALTH AND HUMAN SERVICES					8,580
4. DEPARTMENT OF EDUCATION					6,421
5. GENERAL SERVICES ADMINISTRATION					4,759
TOP FIVE CONTRACTING OFFICES LOCATED IN THIS STATE (000)					
NAVY, UNDERSEA WARFARE CENTER, NAVAL USC					270,832
VA, MEDICAL CENTER, PROVIDENCE					16,091
TRANSPORTATION, COAST GUARD, WARWICK					15,640
ARMY, USPFO FOR RHODE ISLAND, PROVIDENCE					1,991
GENERAL SVC ADMIN, PUBLIC BLDG SVC, PROVIDENCE					156
TYPE OF PRODUCT OR SERVICE	SMALL BUSINESS (000)	LARGE BUSINESS (000)	STATE & LOCAL GOV'T (000)	NON- PROFIT & OTHER (000)	TOTAL (000)
CONSTRUCTION	31,118	39,895	0	0	71,013
R & D	5,565	31,738	819	10,448	48,570
SERVICES	50,494	63,284	4,748	4,091	122,617
SUPPLIES & EQUIPMENT	21,406	38,793	23	551	60,773
TOTAL	108,583	173,710	5,590	15,090	302,973
TOP CONTRACTORS PERFORMING IN THIS STATE					
CIVILIAN AGENCIES CONTRACTORS	DOLLARS (000)	DEPARTMENT OF DEFENSE CONTRACTORS		DOLLARS (000)	
1. BROWN UNIVERSITY IN PROVIDNC	6,053	1. RAYTHEON COMPANY		54,375	
2. REYNOLDS METALS COMPANY	2,700	2. LUSI A F CONSTRUCTION INC		17,316	
3. RHODE ISLAND STATE OF	2,233	3. FOSTER WHEELER CORPORATION		11,205	
4. COOKSON GROUP PLC	2,029	4. TTS JOINT VENTURE		10,000	
5. AMERICAN SHIPYARD CORP	1,619	5. AQUIDNECK MGT ASSOC LTD		9,966	
6. NARRAGANSETT INDIAN TRIBE	1,514	6. SYSTEMS ENGINEERING ASSOC CORP		9,286	
7. WAMPANOAG TRIBE OF GAY HEAD	1,506	7. LOGICON INC		7,066	
8. C Q CONSTRUCTION CORP	1,359	8. T L T CONSTRUCTION CORP		5,732	
9. FULLER GEORGE H & SON CO	1,139	9. EG&G INC		5,297	
10. LOPEZ CONTRACTING INC	993	10. GENERAL MOTORS CORPORATION		4,924	

FEDERAL PROCUREMENT DATA SYSTEM
FEDERAL PROCUREMENT DOLLARS FOR SOUTH CAROLINA
 Fiscal Year 1997 to Date

Population 3,760,181
 Per Capita Procurement 611

Total Procurement By Place of Performance 2,298,827
 Rank Per Capita 19 Last Year 22

TOP FIVE COUNTIES					
NAME OF COUNTY	CIVILIAN AGENCIES		DEPARTMENT OF DEFENSE		TOTAL (000)
	SMALL DIS-ADVANTAGED (000)	OTHER (000)	SMALL DIS-ADVANTAGED (000)	OTHER (000)	
1. AIKEN	5,128	1,285,400	32	3,469	1,294,029
2. CHARLESTON	5,448	21,880	43,076	259,063	329,467
3. GREENVILLE	0	25,745	90	202,146	227,981
4. RICHLAND	3,279	15,087	3,208	125,717	147,291
5. BERKELEY	341	5,530	18,152	56,049	80,072

TOP FIVE AGENCIES WITH PLACE OF PERFORMANCE IN THIS STATE (000)	
1. DEPARTMENT OF ENERGY	1,295,349
2. DEPARTMENT OF DEFENSE	901,394
3. DEPARTMENT OF TRANSPORTATION	20,095
4. DEPARTMENT OF VETERANS AFFAIRS	12,167
5. DEPARTMENT OF JUSTICE	10,670

TOP FIVE CONTRACTING OFFICES LOCATED IN THIS STATE (000)	
ENERGY, SAVANNAH RIVER OPERATIONS OFC, AIKEN	1,293,744
NAVY, FACILITIES ENGINEERING CMD, CHARLESTON	622,428
NAVY, COMMAND CONTROL & OCEAN, N CHARLESTON	453,073
NAVY, COMMAND CONTROL & OCEAN SUP, N CHARLESTON	38,623
ARMY, ENGINEER DISTRICT CHARLESTON (CIVIL)	34,150

TYPE OF PRODUCT OR SERVICE	SMALL BUSINESS (000)	LARGE BUSINESS (000)	STATE & LOCAL GOV'T (000)	NON-PROFIT & OTHER (000)	TOTAL (000)
CONSTRUCTION	107,929	119,477	0	43	227,449
R & D	3,233	1,507	2,258	19,811	26,809
SERVICES	148,903	1,690,315	7,281	17,582	1,864,081
SUPPLIES & EQUIPMENT	41,314	133,936	112	5,126	180,488
TOTAL	301,379	1,945,235	9,651	42,562	2,298,827

TOP CONTRACTORS PERFORMING IN THIS STATE			
CIVILIAN AGENCIES CONTRACTORS	DOLLARS (000)	DEPARTMENT OF DEFENSE CONTRACTORS	DOLLARS (000)
1. WACKENHUT CORPORATION	50,488	1. LOCKHEED MARTIN CORPORATION	187,518
2. ALLIEDSIGNAL INC	9,885	2. MILCOM SYSTEMS CORPORATION	38,690
3. HALLIBURTON COMPANY	7,489	3. BLUE CROSS BLUE SHIELD OF SC	34,065
4. FLUOR CORPORATION	7,088	4. ALLIEDSIGNAL INC	28,029
5. EXODYNE INC	5,306	5. UNC INCORPORATED	26,617
6. WMX TECHNOLOGIES INC	4,751	6. C CONSTRUCTION CO INC	23,978
7. DELTA WOODSIDE INDUSTRIES INC	4,297	7. PIONEER ENTERPRISES INC	21,755
8. METAL TRADES INC	4,191	8. SARA LEE CORPORATION	21,453
9. SOUTH CAROLINA STATE OF	3,723	9. GRAYCOR INC	20,735
10. SCIENCE APPLICATIONS INTL CORP	3,325	10. SOUTH CAROLINA RESEARCH AUTH	18,226

FEDERAL PROCUREMENT DATA SYSTEM
FEDERAL PROCUREMENT DOLLARS FOR SOUTH DAKOTA
 Fiscal Year 1997 to Date

Population 737,973 Total Procurement By Place of Performance 223,080
 Per Capita Procurement 302 Rank Per Capita 36 Last Year 37

TOP FIVE COUNTIES					
NAME OF COUNTY	CIVILIAN AGENCIES		DEPARTMENT OF DEFENSE		TOTAL (000)
	SMALL DIS- ADVANTAGED (000)	OTHER (000)	SMALL DIS- ADVANTAGED (000)	OTHER (000)	
1. UNION	0	20,735	26	38,066	58,827
2. LINCOLN	1,985	31,770	0	7,343	41,098
3. MEADE	0	1,411	489	23,905	25,805
4. DEWEY	14,605	3,580	0	0	18,185
5. PENNINGTON	1,683	10,588	146	2,662	15,079
TOP FIVE AGENCIES WITH PLACE OF PERFORMANCE IN THIS STATE (000)					
1. DEPARTMENT OF DEFENSE					86,735
2. DEPARTMENT OF HEALTH AND HUMAN SERVICES					43,064
3. DEPARTMENT OF AGRICULTURE					24,772
4. DEPARTMENT OF THE INTERIOR					22,929
5. DEPARTMENT OF VETERANS AFFAIRS					20,598
TOP FIVE CONTRACTING OFFICES LOCATED IN THIS STATE (000)					
HHS, PUBLIC HEALTH SERVICE, ABERDEEN					67,737
USAF, 28 CONS/CC, ELLSWORTH AFB					13,045
VA MEDICAL CENTER, FT MEADE					7,310
AGRICULTURE, FOREST SERVICE, CUSTER					6,908
VA, R C JOHNSON MEMOR HOSPITAL, SIOUX FALLS					4,392
TYPE OF PRODUCT OR SERVICE	SMALL BUSINESS (000)	LARGE BUSINESS (000)	STATE & LOCAL GOV'T (000)	NON- PROFIT & OTHER (000)	TOTAL (000)
CONSTRUCTION	42,044	7,593	400	468	50,505
R & D	79	0	139	0	218
SERVICES	10,731	31,598	20,847	8,779	71,955
SUPPLIES & EQUIPMENT	13,724	85,866	16	796	100,402
TOTAL	66,578	125,057	21,402	10,043	223,080
TOP CONTRACTORS PERFORMING IN THIS STATE					
CIVILIAN AGENCIES CONTRACTORS	DOLLARS (000)	DEPARTMENT OF DEFENSE CONTRACTORS		DOLLARS (000)	
1. GATEWAY 2000 INC	17,767	1. GATEWAY 2000 INC	35,963		
2. GENERAL MOTORS CORPORATION	11,337	2. SOFTMART INC	7,128		
3. AMERICAN FOODS GROUP INC	8,701	3. WMX TECHNOLOGIES INC	6,134		
4. AMERISOURCE HEALTH CORPORATION	8,587	4. HEAVY CONSTRUCTORS INC	3,719		
5. EL JAY POULTRY CORP	6,834	5. INTERNATIONAL TECHNOLOGY CORP	3,535		
6. OGLALA SX TRB PN RDG RSRVTN	3,799	6. BLACK HILLS WORK SP TRAINING CTR	3,482		
7. SOFTMART INC	3,589	7. MDU RESOURCES GROUP INC	2,045		
8. CHEYENNE RIVER SIOUX TRIBE	2,962	8. BIG RIVER CONSTRUCTION CO	1,941		
9. R C S CONSTRUCTION INC	2,585	9. BASIN ELECTRIC POWER COOP	1,777		
10. FEDERAL PRISONS INDUSTRIES	2,500	10. CHIQUITA BRANDS INTERNATIONAL	1,304		

FEDERAL PROCUREMENT DATA SYSTEM
FEDERAL PROCUREMENT DOLLARS FOR TENNESSEE
 Fiscal Year 1997 to Date

Population 5,368,198
 Per Capita Procurement 778

Total Procurement By Place of Performance 4,175,514
 Rank Per Capita 12 Last Year 17

TOP FIVE COUNTIES					
NAME OF COUNTY	CIVILIAN AGENCIES		DEPARTMENT OF DEFENSE		TOTAL (000)
	SMALL DIS-ADVANTAGED (000)	OTHER (000)	SMALL DIS-ADVANTAGED (000)	OTHER (000)	
1. ANDERSON	8,605	1,691,460	3,930	15,826	1,719,821
2. SHELBY	4,782	327,536	4,943	375,080	712,341
3. COFFEE	501	22,646	1,140	322,457	346,744
4. HAMILTON	2,152	232,239	43	10,591	245,025
5. DAVIDSON	7,404	52,622	747	82,420	143,193

TOP FIVE AGENCIES WITH PLACE OF PERFORMANCE IN THIS STATE (000)	
1. DEPARTMENT OF ENERGY	1,647,197
2. DEPARTMENT OF DEFENSE	1,164,321
3. TENNESSEE VALLEY AUTHORITY	888,261
4. DEPARTMENT OF VETERANS AFFAIRS	157,125
5. DEPARTMENT OF AGRICULTURE	106,054

TOP FIVE CONTRACTING OFFICES LOCATED IN THIS STATE (000)	
TENNESSEE VALLEY AUTHORITY, CHATTANOOGA	3,060,004
ENERGY, OAK RIDGE OPERATIONS OFFICE	2,209,685
USAF, AEDC/PKO, ARNOLD ENG DEV CTR	206,704
ARMY, ENGINEER DISTRICT MEMPHIS (CIVIL)	42,959
ARMY, ENGINEER DISTRICT NASHVILLE (CIVIL)	34,653

TYPE OF PRODUCT OR SERVICE	SMALL BUSINESS (000)	LARGE BUSINESS (000)	STATE & LOCAL GOV'T (000)	NON-PROFIT & OTHER (000)	TOTAL (000)
CONSTRUCTION	65,544	200,113	0	1,503	267,160
R & D	18,769	229,543	6,547	10,285	265,144
SERVICES	129,729	2,107,765	6,257	122,765	2,366,516
SUPPLIES & EQUIPMENT	423,347	830,235	184	22,928	1,276,694
TOTAL	637,389	3,367,656	12,988	157,481	4,175,514

TOP CONTRACTORS PERFORMING IN THIS STATE			
CIVILIAN AGENCIES CONTRACTORS	DOLLARS (000)	DEPARTMENT OF DEFENSE CONTRACTORS	DOLLARS (000)
1. LOCKHEED MARTIN CORPORATION	1,427,178	1. FEDERAL EXPRESS CORPORATION	267,606
2. OAK RIDGE ASSOD UNIVERSITIES	107,989	2. SVERDRUP CORPORATION	129,761
3. CAL WESTERN PACKAGING CORP	98,660	3. COMPUTER SCIENCES CORPORATION	89,320
4. AMERISOURCE HEALTH CORPORATION	88,799	4. TENNIE INDUSTRIES INC	87,594
5. CARTER WADE	84,619	5. LOCKHEED MARTIN CORPORATION	66,064
6. HANSON PLC	68,889	6. TENNESSEE APPAREL CORP	65,291
7. BECHTEL GROUP INC	67,116	7. MORRISON COMMUNICATIONS INC	50,819
8. NORFOLK SOUTHERN CORPORATION	45,801	8. TENNESSEE WHOLESALE DRUG CO	43,290
9. ARCLAR COMPANY INC	33,323	9. ALLIANT TECHSYSTEMS INC	27,111
10. CYPRUS AMAX MINERALS COMPANY	28,585	10. FLINT INDUSTRIES INC	24,760

FEDERAL PROCUREMENT DATA SYSTEM
FEDERAL PROCUREMENT DOLLARS FOR TEXAS
 Fiscal Year 1997 to Date

Population 19,439,337
 Per Capita Procurement 648

Total Procurement By Place of Performance 12,593,537
 Rank Per Capita 18 Last Year 18

TOP FIVE COUNTIES					
NAME OF COUNTY	CIVILIAN AGENCIES		DEPARTMENT OF DEFENSE		TOTAL (000)
	SMALL DIS- ADVANTAGED (000)	OTHER (000)	SMALL DIS- ADVANTAGED (000)	OTHER (000)	
1. FORT BEND	52,919	3,719,364	7,298	153,146	3,932,727
2. TARRANT	3,146	106,428	6,420	1,890,606	2,006,600
3. COLLIN	45,029	202,409	6,144	955,334	1,208,916
4. DALLAS	4,361	60,712	1,518	945,346	1,011,937
5. BEXAR	16,610	114,457	182,021	456,525	769,613
TOP FIVE AGENCIES WITH PLACE OF PERFORMANCE IN THIS STATE (000)					
1. DEPARTMENT OF DEFENSE					7,347,347
2. NATIONAL AERONAUTICS AND SPACE ADMINISTRATION					3,587,420
3. DEPARTMENT OF ENERGY					318,522
4. GENERAL SERVICES ADMINISTRATION					238,861
5. DEPARTMENT OF JUSTICE					173,115
TOP FIVE CONTRACTING OFFICES LOCATED IN THIS STATE (000)					
NASA, JOHNSON SPACE CENTER, HOUSTON					3,855,500
DOD,,DEFENSE COMMISSARY AGENCY, KELLY AFB					1,094,030
USAF, ALC/LPK, KELLY AFB					603,019
USAF, HSC/PKV, BROOKS AFB					356,779
ARMY, ENGINEER DISTRICT FORT WORTH					350,805
TYPE OF PRODUCT OR SERVICE	SMALL BUSINESS (000)	LARGE BUSINESS (000)	STATE & LOCAL GOV'T (000)	NON- PROFIT & OTHER (000)	TOTAL (000)
CONSTRUCTION	370,312	523,617	0	992	894,921
R & D	110,722	2,506,816	26,908	163,876	2,808,322
SERVICES	564,748	4,065,479	42,110	272,989	4,945,326
SUPPLIES & EQUIPMENT	629,066	2,469,584	915	845,403	3,944,968
TOTAL	1,674,848	9,565,496	69,933	1,283,260	12,593,537
TOP CONTRACTORS PERFORMING IN THIS STATE					
CIVILIAN AGENCIES CONTRACTORS	DOLLARS (000)	DEPARTMENT OF DEFENSE CONTRACTORS		DOLLARS (000)	
1. UNITED SPACE ALLIANCE LLC	1,326,636	1. LOCKHEED MARTIN CORPORATION		1,533,866	
2. MASON COMPANY THE (DEL)	305,402	2. TEXTRON INC		562,475	
3. LOCKHEED MARTIN CORPORATION	115,399	3. TEXAS INSTRUMENTS INCORPORATED		493,630	
4. GENERAL MOTORS CORPORATION	75,050	4. RAYTHEON COMPANY		323,426	
5. RAYTHEON COMPANY	73,781	5. SHELL OIL COMPANY		293,291	
6. DYNCORP	48,486	6. STEWART & STEVENSON SVCS INC		268,648	
7. NORTHROP GRUMMAN CORPORATION	46,693	7. CHRYSLER CORPORATION		213,781	
8. SOUTHWEST RESEARCH INSTITUTE	40,956	8. DYNCORP		161,031	
9. COMPUTER DATA SYSTEMS INC	40,039	9. GENERAL MOTORS CORPORATION		131,017	
10. TEXAS EDUCATIONAL FOUNDATION	38,178	10. ROCKWELL INTERNATIONAL CORP		114,774	

FEDERAL PROCUREMENT DATA SYSTEM
FEDERAL PROCUREMENT DOLLARS FOR UTAH
 Fiscal Year 1997 to Date

Population 2,059,148
 Per Capita Procurement 552

Total Procurement By Place of Performance 1,136,436
 Rank Per Capita 23 Last Year 25

TOP FIVE COUNTIES					
NAME OF COUNTY	CIVILIAN AGENCIES		DEPARTMENT OF DEFENSE		TOTAL (000)
	SMALL DIS- ADVANTAGED (000)	OTHER (000)	SMALL DIS- ADVANTAGED (000)	OTHER (000)	
1. BOX ELDER	0	422,353	0	72,663	495,016
2. SALT LAKE	7,479	40,847	7,077	147,548	202,951
3. DAVIS	1,470	27,539	18,155	87,306	134,470
4. CARBON	0	128,221	0	589	128,810
5. TOOELE	0	6,139	8,190	35,080	49,409
TOP FIVE AGENCIES WITH PLACE OF PERFORMANCE IN THIS STATE (000)					
1. DEPARTMENT OF DEFENSE					433,428
2. NATIONAL AERONAUTICS AND SPACE ADMINISTRATION					429,384
3. TENNESSEE VALLEY AUTHORITY					143,904
4. DEPARTMENT OF LABOR					26,695
5. DEPARTMENT OF THE INTERIOR					24,920
TOP FIVE CONTRACTING OFFICES LOCATED IN THIS STATE (000)					
USAF, ALC/LMK, HILL AFB					471,260
USAF, ALC/LIK, HILL AFB					466,244
USAF, ALC/LAK, HILL AFB					177,350
USAF, ALC/PKO, HILL AFB					116,832
USAF, ALC/PK, HILL AFB					88,382
TYPE OF PRODUCT OR SERVICE	SMALL BUSINESS (000)	LARGE BUSINESS (000)	STATE & LOCAL GOV'T (000)	NON- PROFIT & OTHER (000)	TOTAL (000)
CONSTRUCTION	53,834	30,907	0	316	85,057
R & D	13,415	52,271	13,464	20,136	99,286
SERVICES	77,510	132,161	3,241	8,210	221,122
SUPPLIES & EQUIPMENT	78,576	650,030	71	2,294	730,971
TOTAL	223,335	865,369	16,776	30,956	1,136,436
TOP CONTRACTORS PERFORMING IN THIS STATE					
CIVILIAN AGENCIES CONTRACTORS	DOLLARS (000)	DEPARTMENT OF DEFENSE CONTRACTORS		DOLLARS (000)	
1. THIOKOL CORPORATION	421,996	1. THIOKOL CORPORATION		72,335	
2. COMMONWEALTH COAL SALES INC	28,360	2. LOCKHEED MARTIN CORPORATION		48,504	
3. MANAGEMENT AND TRAINING CORP	24,530	3. LITTON INDUSTRIES INC		19,338	
4. ENVIROCARE OF UTAH INC	5,457	4. UTAH STATE UNIVERSITY		15,179	
5. UNIVERSITY OF UTAH	4,849	5. EVANS & SUTHERLAND CMPT CORP		14,513	
6. UTAH STATE UNIVERSITY	4,337	6. LUCAS INDUSTRIES PLC		11,571	
7. OGDEN CORPORATION	4,200	7. UTAH POWER & LIGHT CO		9,833	
8. TRI-COR INDUSTRIES INC	4,008	8. U-SYSTEMS INC		8,730	
9. BIG D CONSTRUCTION CORP	3,860	9. ICF KAISER ENGINEERS GROUP		7,401	
10. KIEWIT PETER SONS' DE CORP	3,445	10. BENECO ENTERPRISES INC		7,345	

FEDERAL PROCUREMENT DATA SYSTEM
FEDERAL PROCUREMENT DOLLARS FOR VERMONT
 Fiscal Year 1997 to Date

Population 588,978
 Per Capita Procurement 204

Total Procurement By Place of Performance 120,423
 Rank Per Capita 47 Last Year 27

TOP FIVE COUNTIES					
NAME OF COUNTY	CIVILIAN AGENCIES		DEPARTMENT OF DEFENSE		TOTAL (000)
	SMALL DIS-ADVANTAGED (000)	OTHER (000)	SMALL DIS-ADVANTAGED (000)	OTHER (000)	
1. CHITTENDEN	0	6,136	116	87,025	93,277
2. ADDISON	0	4,926	31	5,307	10,264
3. WINDSOR	885	3,713	0	2,621	7,219
4. FRANKLIN	60	3,191	148	120	3,519
5. WASHINGTON	0	2,173	0	1,052	3,225

TOP FIVE AGENCIES WITH PLACE OF PERFORMANCE IN THIS STATE (000)	
1. DEPARTMENT OF DEFENSE	97,900
2. DEPARTMENT OF VETERANS AFFAIRS	7,688
3. GENERAL SERVICES ADMINISTRATION	5,164
4. DEPARTMENT OF LABOR	4,859
5. DEPARTMENT OF HEALTH AND HUMAN SERVICES	1,739

TOP FIVE CONTRACTING OFFICES LOCATED IN THIS STATE (000)	
JUSTICE, IMMIGRA & NATURAL SVC, BURLINGTON	30,014
VA MEDICAL/RO, WHITE RIVER JUNCTION	7,045
ARMY, USPFO FOR VERMONT, COLCHESTER	1,471
GENERAL SVC ADMIN, PUBLIC BLDG SVC, BURLINGTON	44

TYPE OF PRODUCT OR SERVICE	SMALL BUSINESS (000)	LARGE BUSINESS (000)	STATE & LOCAL GOV'T (000)	NON-PROFIT & OTHER (000)	TOTAL (000)
CONSTRUCTION	3,743	1,083	0	0	4,826
R & D	1,929	1,656	588	0	4,173
SERVICES	5,183	6,525	1,631	1,779	15,118
SUPPLIES & EQUIPMENT	6,065	87,465	14	2,762	96,306
TOTAL	16,920	96,729	2,233	4,541	120,423

TOP CONTRACTORS PERFORMING IN THIS STATE			
CIVILIAN AGENCIES CONTRACTORS	DOLLARS (000)	DEPARTMENT OF DEFENSE CONTRACTORS	DOLLARS (000)
1. CAREER SYSTEMS DEV CORP	4,649	1. LOCKHEED MARTIN CORPORATION	84,531
2. GRANITE INDUSTRIES OF VERMONT	1,913	2. GOODRICH B F COMPANY THE	5,312
3. SO BURLINGTON INS PARTNERSHIP	920	3. NORWICH UNIVERSITY	1,013
4. GREEN MOUNTAIN POWER CORP	860	4. MILTOPE GROUP INC	698
5. J & W COMPANY INC	615	5. CONCEPTS ETI INC	645
6. UNIVERSITY OF VERMONT & STATE	588	6. DUBIN PAUL CO INC	636
7. CONCEPTS ETI INC	448	7. DELPHIA LEE	495
8. GOODRICH B F COMPANY THE	429	8. APPLIED RESEARCH ASSOC INC	383
9. VERMONT STATE OF	410	9. UNIVERSITY OF VERMONT & STATE	338
10. LUCILLE FARMS INC	325	10. MACE SECURITY INTERNATIONAL	317

FEDERAL PROCUREMENT DATA SYSTEM
FEDERAL PROCUREMENT DOLLARS FOR VIRGINIA
 Fiscal Year 1997 to Date

Population 6,733,966
 Per Capita Procurement 2,370

Total Procurement By Place of Performance 15,960,964
 Rank Per Capita 2 Last Year 3

TOP FIVE COUNTIES					
NAME OF COUNTY	CIVILIAN AGENCIES		DEPARTMENT OF DEFENSE		TOTAL (000)
	SMALL DIS- ADVANTAGED (000)	OTHER (000)	SMALL DIS- ADVANTAGED (000)	OTHER (000)	
1. FAIRFAX	160,247	1,756,953	207,684	3,550,530	5,675,414
2. ARLINGTON	139,735	596,825	187,825	1,011,666	1,936,051
3. ALEXANDRIA (CITY)	53,679	116,203	135,818	1,116,329	1,422,029
4. FAIRFAX (CITY)	86,431	794,953	141,599	394,658	1,417,641
5. FALLS CHURCH (CITY)	24,170	94,014	92,384	776,083	986,651
TOP FIVE AGENCIES WITH PLACE OF PERFORMANCE IN THIS STATE (000)					
1. DEPARTMENT OF DEFENSE					11,037,794
2. GENERAL SERVICES ADMINISTRATION					1,310,051
3. DEPARTMENT OF ENERGY					775,289
4. DEPARTMENT OF TRANSPORTATION					505,003
5. DEPARTMENT OF THE TREASURY					355,008
TOP FIVE CONTRACTING OFFICES LOCATED IN THIS STATE (000)					
DOD,, DEF LOGISTICS AGY, FUEL SUPPLY CTR, FT BELVIOR					4,237,449
NAVY, NAVAL AIR SYSTEMS CMD, CRYSTAL CITY					1,642,074
NAVY, STRATEGIC SYSTEMS PROGRAM, ARLINGTON					1,190,961
NAVY, NAVAL AIR SYSTEMS CMD, CRYSTAL CITY					1,078,498
GENERAL SVC ADMIN, TELECOMMUNICATION SVC, VIENNA					693,028
TYPE OF PRODUCT OR SERVICE	SMALL BUSINESS (000)	LARGE BUSINESS (000)	STATE & LOCAL GOV'T (000)	NON- PROFIT & OTHER (000)	TOTAL (000)
CONSTRUCTION	332,472	354,611	0	1,820	688,903
R & D	588,971	782,824	6,113	440,989	1,818,897
SERVICES	2,597,321	6,448,913	4,888	275,988	9,327,110
SUPPLIES & EQUIPMENT	1,018,564	3,004,635	1,013	101,842	4,126,054
TOTAL	4,537,328	10,590,983	12,014	820,639	15,960,964
TOP CONTRACTORS PERFORMING IN THIS STATE					
CIVILIAN AGENCIES CONTRACTORS	DOLLARS (000)	DEPARTMENT OF DEFENSE CONTRACTORS	DOLLARS (000)		
1. AT&T CORP	513,120	1. TENNECO INC	629,233		
2. TRW INC	454,888	2. TEXTRON INC	512,979		
3. MCDERMOTT INTERNATIONAL INC	236,602	3. STANDARD MISSILE LLC	438,632		
4. BTG INC	88,988	4. SCIENCE APPLICATIONS INTL CORP	411,371		
5. GENERAL MOTORS CORPORATION	85,725	5. GENERAL MOTORS CORPORATION	381,612		
6. DYNCORP	80,985	6. LOCKHEED MARTIN CORPORATION	305,797		
7. MITRE CORPORATION	71,488	7. WORLDCORP INC	238,078		
8. SCIENCE APPLICATIONS INTL CORP	63,295	8. PLANNING RESEARCH CORPORATION	193,287		
9. EG&G INC	62,106	9. MCI COMMUNICATIONS CORPORATION	192,845		
10. COMPUTER SCIENCES CORPORATION	60,855	10. COMPUTER SCIENCES CORPORATION	190,786		

FEDERAL PROCUREMENT DATA SYSTEM
FEDERAL PROCUREMENT DOLLARS FOR WASHINGTON
 Fiscal Year 1997 to Date

Population 5,610,362
 Per Capita Procurement 783

Total Procurement By Place of Performance 4,394,169
 Rank Per Capita 11 Last Year 11

TOP FIVE COUNTIES					
NAME OF COUNTY	CIVILIAN AGENCIES		DEPARTMENT OF DEFENSE		TOTAL (000)
	SMALL DIS-ADVANTAGED (000)	OTHER (000)	SMALL DIS-ADVANTAGED (000)	OTHER (000)	
1. KING	16,224	282,710	83,783	1,392,857	1,775,574
2. BENTON	8,120	1,298,638	40	20,266	1,327,064
3. PIERCE	1,497	16,209	52,415	196,926	267,047
4. WHATCOM	4,625	5,484	4,934	251,157	266,200
5. KITSAP	188	3,512	9,107	190,701	203,508
TOP FIVE AGENCIES WITH PLACE OF PERFORMANCE IN THIS STATE (000)					
1. DEPARTMENT OF DEFENSE					2,586,195
2. DEPARTMENT OF ENERGY					1,290,917
3. NATIONAL AERONAUTICS AND SPACE ADMINISTRATION					117,214
4. GENERAL SERVICES ADMINISTRATION					89,019
5. DEPARTMENT OF AGRICULTURE					81,806
TOP FIVE CONTRACTING OFFICES LOCATED IN THIS STATE (000)					
ENERGY, RICHLAND OPERATIONS OFFICE					1,289,657
NAVY, FACILITIES ENGINEERING, POULSBO					302,688
ARMY, ENGINEER DISTRICT SEATTLE					213,847
NAVY, FLEET & INDUSTRIAL SUPPLY CTR, BREMERTON					104,463
ARMY, ENGINEER DISTRICT WALLA WALLA (CIVIL)					70,047
TYPE OF PRODUCT OR SERVICE	SMALL BUSINESS (000)	LARGE BUSINESS (000)	STATE & LOCAL GOV'T (000)	NON-PROFIT & OTHER (000)	TOTAL (000)
CONSTRUCTION	216,083	247,889	50	60	464,082
R & D	104,702	389,096	11,651	143,276	648,725
SERVICES	204,739	1,636,702	18,046	100,693	1,960,180
SUPPLIES & EQUIPMENT	137,132	740,992	140	442,918	1,321,182
TOTAL	662,656	3,014,679	29,887	686,947	4,394,169
TOP CONTRACTORS PERFORMING IN THIS STATE					
CIVILIAN AGENCIES CONTRACTORS	DOLLARS (000)	DEPARTMENT OF DEFENSE CONTRACTORS		DOLLARS (000)	
1. FLUOR CORPORATION	826,735	1. BOEING COMPANY THE	1,248,794		
2. BATTELLE MEMORIAL INSTITUTE	414,753	2. ATLANTIC RICHFIELD COMPANY	247,424		
3. BECHTEL GROUP INC	134,971	3. PACIFIC MEDICAL CENTER	61,056		
4. BOEING COMPANY THE	109,018	4. JOHNSON CONTROLS INC	52,836		
5. HUTCHINSON FRED CANCER RES CTR	28,939	5. ABSHER CONSTRUCTION COMPANY	49,077		
6. WASHINGTON UNIVERSITY OF	12,377	6. CHUGACH ALASKA CORPORATION	33,479		
7. MANAGEMENT ANALYSIS COMPANY	9,915	7. WESTERN ATLAS INC	24,628		
8. INTERNATIONAL PAPER COMPANY	9,113	8. U S OIL & REFINING CO	23,866		
9. CONTINENTAL GRAIN COMPANY	7,695	9. OLIN CORPORATION	23,781		
10. MCCAIN FOODS LIMITED	7,295	10. TODD SHIPYARDS CORPORATION	23,551		

FEDERAL PROCUREMENT DATA SYSTEM
FEDERAL PROCUREMENT DOLLARS FOR WEST VIRGINIA
 Fiscal Year 1997 to Date

Population 1,815,787
 Per Capita Procurement 238

Total Procurement By Place of Performance 431,706
 Rank Per Capita 42 Last Year 44

TOP FIVE COUNTIES					
NAME OF COUNTY	CIVILIAN AGENCIES		DEPARTMENT OF DEFENSE		TOTAL (000)
	SMALL DIS- ADVANTAGED (000)	OTHER (000)	SMALL DIS- ADVANTAGED (000)	OTHER (000)	
1. MONONGALIA	9,176	53,874	995	5,609	69,654
2. MARION	2,214	10,805	146	45,749	58,914
3. BERKELEY	10,331	35,636	0	2,246	48,213
4. CABELL	2,188	24,548	603	2,511	29,850
5. MINERAL	0	376	0	29,362	29,738

TOP FIVE AGENCIES WITH PLACE OF PERFORMANCE IN THIS STATE (000)	
1. DEPARTMENT OF DEFENSE	150,376
2. TENNESSEE VALLEY AUTHORITY	59,937
3. DEPARTMENT OF THE TREASURY	43,965
4. DEPARTMENT OF ENERGY	41,190
5. GENERAL SERVICES ADMINISTRATION	30,055

TOP FIVE CONTRACTING OFFICES LOCATED IN THIS STATE (000)	
ENERGY, MORGANTOWN ENERGY TECHNOLOGY CENTER	85,423
ARMY, ENGINEER DISTRICT HUNTINGTON (CIVIL)	82,992
INTERIOR, PARK SERVICE, HARPERS FERRY	42,882
TREASURY, BUR OF PUBLIC DEPT, PARKERSBURG	29,829
JUSTICE, FEDERAL PRISON SYSTEM, BECKLEY	13,723

TYPE OF PRODUCT OR SERVICE	SMALL BUSINESS (000)	LARGE BUSINESS (000)	STATE & LOCAL GOV'T (000)	NON- PROFIT & OTHER (000)	TOTAL (000)
CONSTRUCTION	55,105	76,097	0	0	131,202
R & D	8,733	3,094	807	6,009	18,643
SERVICES	61,513	74,322	3,405	14,523	153,763
SUPPLIES & EQUIPMENT	60,773	66,444	92	789	128,098
TOTAL	186,124	219,957	4,304	21,321	431,706

TOP CONTRACTORS PERFORMING IN THIS STATE			
CIVILIAN AGENCIES CONTRACTORS	DOLLARS (000)	DEPARTMENT OF DEFENSE CONTRACTORS	DOLLARS (000)
1. EG&G INC	19,145	1. JOHNSON AL-MASSMAN CNSTR	27,620
2. POWELL S CONSTRUCTION CO INC	18,017	2. ALLIANT TECHSYSTEMS INC	27,384
3. CONSOL ENERGY INC	17,357	3. MANTECH INTERNATIONAL CORP	11,809
4. STAFFORD ENERGY INC	17,251	4. MULTIPLEX INC	6,227
5. CYPRUS AMAX MINERALS COMPANY	16,556	5. KIEWIT PETER SONS' DE CORP	5,781
6. VIRGINIA TECH INTLLCTUAL PRPTS	9,575	6. WIRT INFLATABLE SPECIALISTS	4,692
7. COFICEM	9,345	7. HEETER CONSTRUCTION INC	4,419
8. VION CORPORATION	8,654	8. ELECTRONIC WARFARE ASSOCIATES	3,842
9. MANAGEMENT AND TRAINING CORP	8,633	9. BILFINGER + BERGER BAUKTIENGE	3,500
10. ORION RESOURCES INC	7,815	10. PORT AMHERST LTD	3,494

FEDERAL PROCUREMENT DATA SYSTEM
FEDERAL PROCUREMENT DOLLARS FOR WISCONSIN
 Fiscal Year 1997 to Date

Population 5,169,677
 Per Capita Procurement 216

Total Procurement By Place of Performance 1,114,765
 Rank Per Capita 46 Last Year 47

TOP FIVE COUNTIES					
NAME OF COUNTY	CIVILIAN AGENCIES		DEPARTMENT OF DEFENSE		TOTAL (000)
	SMALL DIS- ADVANTAGED (000)	OTHER (000)	SMALL DIS- ADVANTAGED (000)	OTHER (000)	
1. WINNEBAGO	0	770	0	249,163	249,933
2. MILWAUKEE	2,550	111,066	1,490	54,026	169,132
3. ROCK	31	120,689	960	20,352	142,032
4. BROWN	0	84,199	27	7,115	91,341
5. WAUKESHA	62	34,894	3,663	43,501	82,120
TOP FIVE AGENCIES WITH PLACE OF PERFORMANCE IN THIS STATE (000)					
1. DEPARTMENT OF DEFENSE					564,623
2. GENERAL SERVICES ADMINISTRATION					141,868
3. DEPARTMENT OF AGRICULTURE					123,123
4. DEPARTMENT OF JUSTICE					79,441
5. DEPARTMENT OF VETERANS AFFAIRS					72,947
TOP FIVE CONTRACTING OFFICES LOCATED IN THIS STATE (000)					
VA, CENTRAL REGION CONTRACT SVC, MILWAUKEE					166,844
TRANSPORTATION, COAST GUARD, MARINETTE					138,815
ARMY, DIRECTORATE OF CONTRACTING, FORT MCCOY					26,654
ARMY, USPFO FOR WISCONSIN, CAMP DOUGLAS					11,529
VA, C J ZABLOCKI MEDICAL CTR, MILWAUKEE					7,178
TYPE OF PRODUCT OR SERVICE	SMALL BUSINESS (000)	LARGE BUSINESS (000)	STATE & LOCAL GOV'T (000)	NON- PROFIT & OTHER (000)	TOTAL (000)
CONSTRUCTION	41,678	6,931	1,854	33	50,496
R & D	7,685	10,732	4,012	6,309	28,738
SERVICES	22,204	78,543	41,821	8,196	150,764
SUPPLIES & EQUIPMENT	128,736	704,947	142	50,942	884,767
TOTAL	200,303	801,153	47,829	65,480	1,114,765
TOP CONTRACTORS PERFORMING IN THIS STATE					
CIVILIAN AGENCIES CONTRACTORS	DOLLARS (000)	DEPARTMENT OF DEFENSE CONTRACTORS		DOLLARS (000)	
1. GENERAL MOTORS CORPORATION	82,941	1. OSHKOSH TRUCK CORPORATION	210,616		
2. KRUEGER INTERNATIONAL INC	68,424	2. GENERAL ELECTRIC COMPANY	35,160		
3. CONAGRA INC	28,465	3. KIMBERLY-CLARK CORPORATION	32,617		
4. KOHLER CO	25,884	4. PHILIP MORRIS COMPANIES INC	25,426		
5. GENERAL ELECTRIC COMPANY	25,188	5. O R C INDUSTRIES INC	24,807		
6. ASSOCIATED MILK PRODUCERS	16,745	6. TRAK INTERNATIONAL INC	20,800		
7. FORSGREN ASSOCIATES PA	15,902	7. ALLIANT TECHSYSTEMS INC	16,092		
8. MARQUETTE MEDICAL SYSTEMS INC	13,847	8. REINHART INSTITUTIONAL FOODS	15,850		
9. ARCHER DANIELS MIDLAND CO	13,377	9. ASTRONAUTICS CORP OF AMERICA	9,341		
10. CRAY RESEARCH INC	9,041	10. OLIN CORPORATION	8,218		

FEDERAL PROCUREMENT DATA SYSTEM
FEDERAL PROCUREMENT DOLLARS FOR WYOMING
 Fiscal Year 1997 to Date

Population 479,743
 Per Capita Procurement 274

Total Procurement By Place of Performance 131,347
 Rank Per Capita 38 Last Year 41

TOP FIVE COUNTIES					
NAME OF COUNTY	CIVILIAN AGENCIES		DEPARTMENT OF DEFENSE		TOTAL (000)
	SMALL DIS-ADVANTAGED (000)	OTHER (000)	SMALL DIS-ADVANTAGED (000)	OTHER (000)	
1. CARBON	53	34,668	0	26	34,747
2. LARAMIE	1,306	5,545	5,531	22,157	34,539
3. PARK	445	17,234	0	0	17,679
4. WESTON	0	207	0	16,431	16,638
5. FREMONT	717	3,917	0	0	4,634

TOP FIVE AGENCIES WITH PLACE OF PERFORMANCE IN THIS STATE (000)	
1. DEPARTMENT OF DEFENSE	48,401
2. TENNESSEE VALLEY AUTHORITY	33,753
3. DEPARTMENT OF THE INTERIOR	15,919
4. DEPARTMENT OF TRANSPORTATION	12,125
5. DEPARTMENT OF AGRICULTURE	6,733

TOP FIVE CONTRACTING OFFICES LOCATED IN THIS STATE (000)	
USAF, 90TH CONS/LGC, F E WARREN AFB	21,425
INTERIOR, PARK SERVICE, YELLOW STONE	10,073
VA MEDICAL/RO, CHEYENNE	5,786
INTERIOR, BUR OF LAND MGMT, CHEYENNE	3,306
VA MEDICAL CENTER, SHERIDAN	2,837

TYPE OF PRODUCT OR SERVICE	SMALL BUSINESS (000)	LARGE BUSINESS (000)	STATE & LOCAL GOV'T (000)	NON-PROFIT & OTHER (000)	TOTAL (000)
CONSTRUCTION	37,149	6,962	0	101	44,212
R & D	1,253	53	1,542	0	2,848
SERVICES	18,277	7,937	2,500	2,238	30,952
SUPPLIES & EQUIPMENT	18,525	34,766	14	30	53,335
TOTAL	75,204	49,718	4,056	2,369	131,347

TOP CONTRACTORS PERFORMING IN THIS STATE			
CIVILIAN AGENCIES CONTRACTORS	DOLLARS (000)	DEPARTMENT OF DEFENSE CONTRACTORS	DOLLARS (000)
1. UNION PACIFIC CORPORATION	18,692	1. HERMES CONSOLIDATED INC	16,431
2. FROST CONSTRUCTION COMPANY	8,118	2. URS CORPORATION	3,518
3. WEDGEWOOD DEVELOPMENT INC	8,000	3. BOWMAN JOHN INC	3,151
4. LEWIS & LEWIS INC	2,919	4. CET ENVIRONMENTAL SERVICES	1,550
5. HAWKINS & POWERS AVIATION INC	2,080	5. REIMAN CORP	1,216
6. OLSON L M INC	1,801	6. MENDEZ INC	1,110
7. SHOSHONE-RPH HEAD STRT PROGRAM	1,658	7. RAYTHEON COMPANY	1,054
8. TERRA WEST LLC	1,316	8. SIMON CONTRACTORS INC	1,039
9. MENDEZ INC	1,163	9. GTE CORPORATION	865
10. ABB ASEA BROWN BOVERI LTD	918	10. RURAL ELECTRIC COMPANY	855

SECTION III
AGENCY VIEWS

FEDERAL PROCUREMENT DATA SYSTEM
TOTAL FEDERAL SNAPSHOT REPORT - SF281
Actions Reported in Summary on SF281
Fiscal Year 1997 Through Fourth Quarter

PART I - PRIME CONTRACTS							
	PROCUREMENT METHODS	Number of Actions (a)	NET DOLLAR AMOUNTS (000)				Total Dollars (f)
			Small Business Concerns (b)	Large Business Concerns (c)	Domestic Outside U.S./ Foreign (d)	Other Entities (e)	
NEW AWARDS AND MODIFICATIONS	1. Tariff or Regulated Acquisitions	340,091					154,964
	2. Contracts for Foreign Government or International Organization	48,091					101,114
	3. Simplified Acquisitions	5,618,848	5,225,832	1,741,071	527,919	181,301	7,676,123
	4. Delivery Orders - GSA Schedules Only	470,966	609,595	770,322	17,739	7,887	1,405,543
	5. Delivery Orders - Other Federal Schedules	474,002	196,535	495,440	2,087	12,788	706,850
	6. Delivery Orders - All Other	3,863,110	1,660,508	4,068,771	281,829	183,022	6,174,130
	7. Other Procurement Methods	907,455	390,290	279,211	159,536	171,141	1,000,178
	8. TOTAL NEW AWARDS AND MODIFICATIONS	11,722,563	8,082,760	7,354,815	969,110	556,139	17,218,902
COMPETITION	9. Competed	4,338,353	4,867,099	3,167,341	725,829	67,751	8,828,020
	10. Not Competed	278,915	896,747	670,246	72,588	82,256	1,721,837
	11. Not Available for Competition	7,105,295	2,318,914	3,517,228	170,693	406,132	6,412,967
MODIFICATIONS	12. TOTAL MODIFICATIONS (Excluding Line 3)	341,809					633,045

PART II - SELECTED SOCIOECONOMIC STATISTICS (Includes both new awards and modifications)					
TYPE OF CONTRACTOR			PREFERENCE PROGRAMS		
CATEGORY	Number of Actions (a)	Total net Dollars (b)	CATEGORY	Number of Actions (a)	Total net Dollars (b)
Small Business	6,211,299	8,082,760	Small Business Set-Aside	2,039,219	3,395,665
Small Disadvantaged Business	348,940	491,851	Small Disadvantaged Business Set-Aside	508,923	892,342
Women-Owned Small Business	445,156	621,845	8(a) Contract Award	54,336	137,943
JWOD Nonprofit Agency	52,107	131,896			
HBCU/MI	2,456	6,825			

TOTAL FEDERAL SNAPSHOT REPORT - SF279
Actions Reported Individually on SF279
Fiscal Year 1997 Through Fourth Quarter

	Actions	Dollars (000)
TOTAL	452,472	172,720,914
CICA APPLICABILITY		
Pre-CICA		
CICA Awards	4,385	6,002,890
Simplified Acquisitions	386,656	154,041,745
Subject to Statute other than CICA	49,204	2,327,594
	6,044	1,830,297
KIND OF CONTRACT ACTION		
Initial Letter Contract	1,376	2,741,478
Def. Contract Superseding Letter	198	1,458,522
New Definitive Contract	47,902	36,864,401
Simplified Acquisitions	48,644	2,359,532
Order Under Single Award Indefinite Delivery Contract	134,327	20,984,206
Order Under BOA	25,434	5,742,465
Order /Mod Under GSA Schedule	27,806	3,244,221
Order/Mod Under Other Federal Schedule	2,531	602,651
Modifications	142,332	91,389,041
Order Under Multiple Awards Contract	20,710	7,554,270
Terminations	1,412	-219,871
SYNOPSIS OF PROCUREMENT PRIOR TO AWARD		
Synopsized Prior to Award	300,505	123,919,447
Not Synopsized Due to Urgency	11,497	2,398,290
Not Synopsized for Other Reason	134,287	37,884,789

FEDERAL PROCUREMENT DATA SYSTEM
TOTAL FEDERAL SNAPSHOT REPORT - SF279
 Actions Reported Individually on SF279
 Fiscal Year 1997 Through Fourth Quarter

	Actions	Dollars (000)
SOLICITATION PROCEDURE		
Full and Open Competition - Sealed Bid	45,551	12,659,536
Full and Open Competition - Comp Proposal	150,154	64,147,994
Full and Open Competition - Combination	1,529	620,125
Architect Engineer	15,036	1,878,730
Basic Research	4,144	1,382,964
Multiple Award Schedule	30,289	3,675,617
Alternate Source/Reduced Cost	147	151,886
Alternate Source/Mobilization	0	0
Alternate Source/Eng R & D	0	0
Set-aside	40,866	7,811,774
Other than Full and Open Competition	98,827	61,712,955
FULL AND OPEN COMPETITION WITH ONLY ONE BIDDER/OFFERER	27,495	8,208,966
AUTHORITY FOR OTHER THAN FULL AND OPEN COMPETITION		
Only One Source	43,485	36,853,587
- Follow-on Contract	2,945	5,323,537
- Utilities (Regulated & Telecommunications)	4,139	826,983
Unusual & Compelling Urgency	7,171	3,146,200
Mobilization/Essential R&D	3,252	8,002,914
International Agreement	93	151,900
Authorized by Statute	40,972	6,997,065
Authorized Resale	2,285	948,915
National Security	945	2,844,953
Public Interest	614	3,167,060
EXTENT COMPETED		
Competed	337,341	103,857,166
Not Available for Competition	55,229	11,346,736
Follow-on to Competed Action	3,864	6,579,743
Not Competed	49,855	42,418,881
TYPE OF CONTRACT		
Fixed Price	356,365	90,731,122
Cost Reimbursement	67,623	67,898,905
Time and Material	16,989	4,480,392
Labor Hour	5,282	1,092,707
TYPE OF CONTRACTOR		
Small Disadvantaged Business	54,157	10,278,903
Other Small Business	148,878	21,703,229
Large Business	205,869	114,732,439
JWOD Nonprofit Agency	3,079	532,047
Educational, Nonprofit & HBCU/MI	11,557	7,151,189
State & Local Government	5,886	3,865,004
Foreign Contractor	14,625	4,215,073
Domestic Contractor Performing Outside US	2,238	1,724,642
WOMAN-OWNED BUSINESS		
Small	18,934	2,687,096
Other	429	164,490
PREFERENCE PROGRAMS		
Directed JWOD	1,711	185,563
8 (a) Program	31,367	6,240,498
Small Disadvantaged Bus Set-Aside	131	22,109
Small Business Set-aside	50,255	7,110,149
Buy Indian/Self Determination Act	2,007	356,443
No Preference Program or Not Listed	360,818	150,287,764
COMMERCIAL ITEM ACQUISITION		
SUBJECT TO LABOR STATUTES		
Walsh Healy Act	138,446	57,802,552
Service Contract Act	87,014	26,140,766
Davis Bacon Act	43,996	13,173,192
Not Subject to Above Acts	176,832	67,085,977
PRODUCT OR SERVICE		
Supplies & Equipment	127,737	57,382,714
ADP Equipment, Purchase and Lease	38,093	5,382,201
Research & Development	33,933	25,587,919
Construction	50,972	15,189,108
Architect & Engineering	17,615	2,555,870
Real Property, Purchase & Lease, or Maintenance	12,116	2,071,852
ADP Services (includes Installation & Maintenance)	28,919	8,237,076
Other Services	143,087	56,334,174

FEDERAL PROCUREMENT DATA SYSTEM
Executive Office of the President
Actions Reported in Summary on SF281
Fiscal Year 1997 Through Fourth Quarter

PART I - PRIME CONTRACTS							
	PROCUREMENT METHODS	Number of Actions (a)	NET DOLLAR AMOUNTS (000)				
			Small Business Concerns (b)	Large Business Concerns (c)	Domestic Outside U.S./ Foreign (d)	Other Entities (e)	Total Dollars (f)
NEW AWARDS AND MODIFICATIONS	1. Tariff or Regulated Acquisitions	0				0	
	2. Contracts for Foreign Government or International Organization	0				0	
	3. Simplified Acquisitions	948	3,152	993	0	54	4,199
	4. Delivery Orders - GSA Schedules Only	271	728	1,260	0	0	1,988
	5. Delivery Orders - Other Federal Schedules	0	0	0	0	0	0
	6. Delivery Orders - All Other	8	8	36	0	3	47
	7. Other Procurement Methods	0	0	0	0	0	0
	8. TOTAL NEW AWARDS AND MODIFICATIONS	1,227	3,888	2,289	0	57	6,234
COMPETITION	9. Competed	209	1,133	393	0	0	1,526
	10. Not Competed	936	2,638	1,451	0	57	4,146
	11. Not Available for Competition	82	117	445	0	0	562
MODIFICATIONS	12. TOTAL MODIFICATIONS (Excluding Line 3)	0					0

PART II - SELECTED SOCIOECONOMIC STATISTICS (Includes both new awards and modifications)					
TYPE OF CONTRACTOR			PREFERENCE PROGRAMS		
CATEGORY	Number of Actions (a)	Total net Dollars (b)	CATEGORY	Number of Actions (a)	Total net Dollars (b)
Small Business	833	3,888	Small Business Set-Aside	759	3,152
Small Disadvantaged Business	67	283	Small Disadvantaged Business Set-Aside	27	133
Women-Owned Small Business	117	546	8(a) Contract Award	0	0
JWOD Nonprofit Agency	0	0			
HBCU/MI	0	0			

Executive Office of the President
Actions Reported Individually on SF279
Fiscal Year 1997 Through Fourth Quarter

	Actions	Dollars (000)
TOTAL	138	22,832
CICA APPLICABILITY		
Pre-CICA	0	0
CICA Awards	137	22,761
Simplified Acquisitions	1	71
Subject to Statute other than CICA	0	0
KIND OF CONTRACT ACTION		
Initial Letter Contract	0	0
Def. Contract Superseding Letter	1	28
New Definitive Contract	6	1,617
Simplified Acquisitions	1	71
Order Under Single Award Indefinite Delivery Contract	0	0
Order Under BOA	2	582
Order /Mod Under GSA Schedule	43	2,604
Order/Mod Under Other Federal Schedule	0	0
Modifications	85	17,930
Order Under Multiple Awards Contract	0	0
Terminations	0	0
SYNOPSIS OF PROCUREMENT PRIOR TO AWARD		
Synopsized Prior to Award	91	16,366
Not Synopsized Due to Urgency	18	2,225
Not Synopsized for Other Reason	29	4,241

FEDERAL PROCUREMENT DATA SYSTEM
Executive Office of the President
Actions Reported Individually on SF279
Fiscal Year 1997 Through Fourth Quarter

	Actions	Dollars (000)
SOLICITATION PROCEDURE		
Full and Open Competition - Sealed Bid	2	1,016
Full and Open Competition - Comp Proposal	29	10,850
Full and Open Competition - Combination	0	0
Architect Engineer	0	0
Basic Research	0	0
Multiple Award Schedule	43	2,604
Alternate Source/Reduced Cost	0	0
Alternate Source/Mobilization	0	0
Alternate Source/Eng R & D	0	0
Set-aside	1	37
Other than Full and Open Competition	62	8,254
FULL AND OPEN COMPETITION WITH ONLY ONE BIDDER/OFFERER	1	30
AUTHORITY FOR OTHER THAN FULL AND OPEN COMPETITION		
Only One Source	6	206
- Follow-on Contract	0	0
- Utilities (Regulated & Telecommunications)	0	0
Unusual & Compelling Urgency	23	3,083
Mobilization/Essential R&D	0	0
International Agreement	0	0
Authorized by Statute	33	4,965
Authorized Resale	0	0
National Security	0	0
Public Interest	0	0
EXTENT COMPLETED		
Competed	91	17,106
Not Available for Competition	35	4,614
Follow-on to Completed Action	0	0
Not Completed	12	1,112
TYPE OF CONTRACT		
Fixed Price	102	12,028
Cost Reimbursement	12	7,380
Time and Material	5	1,060
Labor Hour	19	2,364
TYPE OF CONTRACTOR		
Small Disadvantaged Business	32	4,504
Other Small Business	30	1,929
Large Business	76	16,399
JWOD Nonprofit Agency	0	0
Educational, Nonprofit & HBCU/MI	0	0
State & Local Government	0	0
Foreign Contractor	0	0
Domestic Contractor Performing Outside US	0	0
WOMAN-OWNED BUSINESS		
Small	2	63
Other	0	0
PREFERENCE PROGRAMS		
Directed JWOD	0	0
8 (a) Program	31	4,383
Small Disadvantaged Bus Set-Aside	0	0
Small Business Set-aside	15	1,146
Buy Indian/Self Determination Act	0	0
No Preference Program or Not Listed	92	17,303
COMMERCIAL ITEM ACQUISITION	43	6,165
SUBJECT TO LABOR STATUTES		
Walsh Healy Act	58	4,937
Service Contract Act	68	16,104
Davis Bacon Act	0	0
Not Subject to Above Acts	12	1,791
PRODUCT OR SERVICE		
Supplies & Equipment	18	2,218
ADP Equipment, Purchase and Lease	30	1,418
Research & Development	0	0
Construction	0	0
Architect & Engineering	1	43
Real Property, Purchase & Lease, or Maintenance	1	30
ADP Services (includes Installation & Maintenance)	80	15,369
Other Services	8	3,754

FEDERAL PROCUREMENT DATA SYSTEM
Department of Agriculture
Actions Reported in Summary on SF281
Fiscal Year 1997 Through Fourth Quarter

PART I - PRIME CONTRACTS							
	PROCUREMENT METHODS	Number of Actions (a)	NET DOLLAR AMOUNTS (000)				Total Dollars (f)
			Small Business Concerns (b)	Large Business Concerns (c)	Domestic Outside U.S./ Foreign (d)	Other Entities (e)	
NEW AWARDS AND MODIFICATIONS	1. Tariff or Regulated Acquisitions	278,141					72,530
	2. Contracts for Foreign Government or International Organization	35					76
	3. Simplified Acquisitions	299,558	183,888	29,553	1,240	4,949	219,630
	4. Delivery Orders - GSA Schedules Only	48,405	19,866	31,384	122	-21	51,351
	5. Delivery Orders- Other Federal Schedules	4,621	3,374	3,993	751	163	8,281
	6. Delivery Orders - All Other	7,520	5,610	3,138	12	156	8,916
	7. Other Procurement Methods	13,000	6,060	3,081	66	6,334	15,541
	8. TOTAL NEW AWARDS AND MODIFICATIONS	651,280	218,798	71,149	2,191	11,581	376,325
COMPETITION	9. Competed	136,695	143,362	49,526	1,140	2,282	196,310
	10. Not Competed	112,122	43,787	11,681	626	3,700	59,794
	11. Not Available for Competition	402,463	31,649	9,942	425	5,599	47,615
MODIFICATIONS	12. TOTAL MODIFICATIONS (Excluding Line 3)	13,114					-1,936

PART II - SELECTED SOCIOECONOMIC STATISTICS (Includes both new awards and modifications)					
TYPE OF CONTRACTOR			PREFERENCE PROGRAMS		
CATEGORY	Number of Actions (a)	Total net Dollars (b)	CATEGORY	Number of Actions (a)	Total net Dollars (b)
Small Business	199,776	218,798	Small Business Set-Aside	57,032	33,243
Small Disadvantaged Business	4,886	6,089	Small Disadvantaged Business Set-Aside	5,026	6,020
Women-Owned Small Business	9,044	11,856	8(a) Contract Award	163	696
JWOD Nonprofit Agency	239	405			
HBCU/MI	708	24			

Department of Agriculture
Actions Reported Individually on SF279
Fiscal Year 1997 Through Fourth Quarter

	Actions	Dollars (000)
TOTAL	14,302	2,236,557
CICA APPLICABILITY		
Pre-CICA	38	1,826
CICA Awards	11,551	2,010,944
Simplified Acquisitions	2,110	52,470
Subject to Statute other than CICA	603	171,317
KIND OF CONTRACT ACTION		
Initial Letter Contract	102	40,504
Def. Contract Superseding Letter	11	3,079
New Definitive Contract	4,697	1,708,143
Simplified Acquisitions	1,835	50,696
Order Under Single Award Indefinite Delivery Contract	4,396	233,613
Order Under BOA	42	1,875
Order /Mod Under GSA Schedule	252	33,739
Order/Mod Under Other Federal Schedule	3	163
Modifications	2,943	168,238
Order Under Multiple Awards Contract	0	0
Terminations	21	-3,493
SYNOPSIS OF PROCUREMENT PRIOR TO AWARD		
Synopsized Prior to Award	8,369	786,587
Not Synopsized Due to Urgency	521	26,729
Not Synopsized for Other Reason	5,412	1,423,241

FEDERAL PROCUREMENT DATA SYSTEM
Department of Agriculture
Actions Reported Individually on SF279
Fiscal Year 1997 Through Fourth Quarter

	Actions	Dollars (000)
SOLICITATION PROCEDURE		
Full and Open Competition - Sealed Bid	4,452	1,400,524
Full and Open Competition - Comp Proposal	3,381	325,547
Full and Open Competition - Combination	40	1,524
Architect Engineer	489	36,691
Basic Research	0	0
Multiple Award Schedule	219	20,656
Alternate Source/Reduced Cost	1	76
Alternate Source/Mobilization	0	0
Alternate Source/Eng R & D	0	0
Set-aside	1,187	108,450
Other than Full and Open Competition	1,782	117,476
FULL AND OPEN COMPETITION WITH ONLY ONE BIDDER/OFFERER	414	75,893
AUTHORITY FOR OTHER THAN FULL AND OPEN COMPETITION		
Only One Source	381	28,427
- Follow-on Contract	27	1,348
- Utilities (Regulated & Telecommunications)	5	209
Unusual & Compelling Urgency	511	27,548
Mobilization/Essential R&D	3	212
International Agreement	2	124
Authorized by Statute	807	57,679
Authorized Resale	0	0
National Security	0	0
Public Interest	78	3,486
EXTENT COMPLETED		
Completed	12,826	2,144,155
Not Available for Competition	1,018	69,692
Follow-on to Completed Action	27	963
Not Completed	431	21,747
TYPE OF CONTRACT		
Fixed Price	14,064	2,199,266
Cost Reimbursement	145	31,822
Time and Material	23	559
Labor Hour	70	4,910
TYPE OF CONTRACTOR		
Small Disadvantaged Business	1,850	133,786
Other Small Business	7,673	832,312
Large Business	4,561	1,249,971
JWOD Nonprofit Agency	47	2,539
Educational, Nonprofit & HBCU/MI	62	9,571
State & Local Government	104	8,165
Foreign Contractor	3	136
Domestic Contractor Performing Outside US	2	77
WOMAN OWNED BUSINESS		
Small	789	69,154
Other	0	0
PREFERENCE PROGRAMS		
Directed JWOD	28	1,719
8 (a) Program	1,081	78,799
Small Disadvantaged Bus Set-Aside	0	0
Small Business Set-aside	3,431	252,451
Buy Indian/Self Determination Act	0	0
No Preference Program or Not Listed	9,762	1,903,588
COMMERCIAL ITEM ACQUISITION	2,892	713,251
SUBJECT TO LABOR STATUTES		
Waish Healy Act	755	71,581
Service Contract Act	4,089	246,748
Davis Bacon Act	3,203	274,051
Not Subject to Above Acts	6,255	1,644,177
PRODUCT OR SERVICE		
Supplies & Equipment	3,342	1,489,580
ADP Equipment, Purchase and Lease	1,471	120,741
Research & Development	2	231
Construction	3,464	283,426
Architect & Engineering	532	39,845
Real Property, Purchase & Lease, or Maintenance	487	25,492
ADP Services (includes Installation & Maintenance)	1,422	102,323
Other Services	3,582	194,939

**FEDERAL PROCUREMENT DATA SYSTEM
Department of Commerce
Actions Reported in Summary on SF281
Fiscal Year 1997 Through Fourth Quarter**

PART I - PRIME CONTRACTS							
	PROCUREMENT METHODS	Number of Actions (a)	NET DOLLAR AMOUNTS (000)				Total Dollars (f)
			Small Business Concerns (b)	Large Business Concerns (c)	Domestic Outside U.S./ Foreign (d)	Other Entities (e)	
NEW AWARDS AND MODIFICATIONS	1. Tariff or Regulated Acquisitions	66					127
	2. Contracts for Foreign Government or International Organization	5					12
	3. Simplified Acquisitions	44,390	75,452	17,220	556	6,213	99,441
	4. Delivery Orders - GSA Schedules Only	10,927	11,414	16,017	0	278	27,709
	5. Delivery Orders- Other Federal Schedules	159	281	815	0	6	1,102
	6. Delivery Orders - All Other	3,183	1,011	561	21	228	1,821
	7. Other Procurement Methods	2,446	2,061	851	34	671	3,617
	8. TOTAL NEW AWARDS AND MODIFICATIONS	61,176	90,219	35,464	611	7,396	133,829
COMPETITION	9. Competed	19,989	42,987	17,294	78	521	60,880
	10. Not Competed	12,720	26,693	8,897	369	5,237	41,196
	11. Not Available for Competition	28,467	20,539	9,273	164	1,638	31,614
MODIFICATIONS	12. TOTAL MODIFICATIONS (Excluding Line 3)	4,651					1,551

PART II - SELECTED SOCIOECONOMIC STATISTICS (Includes both new awards and modifications)					
TYPE OF CONTRACTOR			PREFERENCE PROGRAMS		
CATEGORY	Number of Actions (a)	Total net Dollars (b)	CATEGORY	Number of Actions (a)	Total net Dollars (b)
Small Business	32,154	90,219	Small Business Set-Aside	11,840	24,118
Small Disadvantaged Business	993	3,397	Small Disadvantaged Business Set-Aside	305	1,139
Women-Owned Small Business	1,897	5,341	8(a) Contract Award	51	184
JWOD Nonprofit Agency	55	164			
HBCU/MI	0	0			

**Department of Commerce
Actions Reported Individually on SF279
Fiscal Year 1997 Through Fourth Quarter**

	Actions	Dollars (000)
TOTAL	5,610	762,743
CICA APPLICABILITY		
Pre-CICA	0	0
CICA Awards	4,923	730,540
Simplified Acquisitions	665	29,130
Subject to Statute other than CICA	9	2,340
KIND OF CONTRACT ACTION		
Initial Letter Contract	15	974
Def. Contract Superseding Letter	0	0
New Definitive Contract	447	124,522
Simplified Acquisitions	596	28,887
Order Under Single Award Indefinite Delivery Contract	1,149	174,972
Order Under BOA	126	13,671
Order /Mod Under GSA Schedule	820	79,488
Order/Mod Under Other Federal Schedule	0	0
Modifications	2,164	320,066
Order Under Multiple Awards Contract	288	23,049
Terminations	5	-2,886
SYNOPSIS OF PROCUREMENT PRIOR TO AWARD		
Synopsized Prior to Award	2,089	313,057
Not Synopsized Due to Urgency	126	6,143
Not Synopsized for Other Reason	3,382	442,810

FEDERAL PROCUREMENT DATA SYSTEM
Department of Commerce
Actions Reported Individually on SF279
Fiscal Year 1997 Through Fourth Quarter

	Actions	Dollars (\$00)
SELECTION PROCEDURE		
Full and Open Competition - Sealed Bid	158	13,571
Full and Open Competition - Comp Proposal	1,311	348,533
Full and Open Competition - Combination	18	1,262
Architect Engineer	46	4,825
Basic Research	1	150
Multiple Award Schedule	834	85,198
Alternate Source/Reduced Cost	1	267
Alternate Source/Mobilization	0	0
Alternate Source/Eng R & D	0	0
Set-aside	755	88,314
Other than Full and Open Competition	1,799	178,420
FULL AND OPEN COMPETITION WITH ONLY ONE BIDDER/OFFERER	169	32,595
AUTHORITY FOR OTHER THAN FULL AND OPEN COMPETITION		
Only One Source	450	55,896
- Follow-on Contract	17	5,068
- Utilities (Regulated & Telecommunications)	20	9,170
Unusual & Compelling Urgency	65	5,974
Mobilization/Essential R&D	1	70
International Agreement	1	119
Authorized by Statute	1,279	115,545
Authorized Resale	2	701
National Security	1	115
Public Interest	0	0
EXTENT COMPLETED		
Completed	3,538	575,001
Not Available for Competition	1,512	135,573
Follow-on to Completed Action	12	584
Not Completed	535	50,852
TYPE OF CONTRACT		
Fixed Price	4,370	484,308
Cost Reimbursement	583	187,861
Time and Material	287	39,379
Labor Hour	357	30,664
TYPE OF CONTRACTOR		
Small Disadvantaged Business	1,504	145,647
Other Small Business	1,954	165,758
Large Business	1,788	413,350
JWOD Nonprofit Agency	5	2,496
Educational, Nonprofit & HBCU/MI	195	22,831
State & Local Government	88	6,258
Foreign Contractor	58	5,451
Domestic Contractor Performing Outside US	5	419
WOMAN-OWNED BUSINESS		
Small	444	43,974
Other	3	508
PREFERENCE PROGRAMS		
Directed JWOD	5	2,496
8 (a) Program	1,230	107,127
Small Disadvantaged Bus Set-Aside	27	4,044
Small Business Set-aside	725	79,559
Buy Indian/Self Determination Act	3	131
No Preference Program or Not Listed	3,607	568,653
COMMERCIAL ITEM ACQUISITION	709	80,878
SUBJECT TO LABOR STATUTES		
Walsh Healy Act	1,572	187,558
Service Contract Act	1,275	200,725
Davis Bacon Act	234	47,331
Not Subject to Above Acts	2,516	326,386
PRODUCT OR SERVICE		
Supplies & Equipment	773	82,514
ADP Equipment, Purchase and Lease	1,235	176,261
Research & Development	201	28,387
Construction	176	26,000
Architect & Engineering	202	11,046
Real Property, Purchase & Lease, or Maintenance	27	5,000
ADP Services (includes Installation & Maintenance)	893	184,299
Other Services	2,103	239,226

FEDERAL PROCUREMENT DATA SYSTEM
Department of Defense
Actions Reported in Summary on SF281
Fiscal Year 1997 Through Fourth Quarter

PART I - PRIME CONTRACTS							
	PROCUREMENT METHODS	Number of Actions (a)	NET DOLLAR AMOUNTS (000)				
			Small Business Concerns (b)	Large Business Concerns (c)	Domestic Outside U.S./ Foreign (d)	Other Entities (e)	Total Dollars (f)
NEW AWARDS AND MODIFICATIONS	1. Tariff or Regulated Acquisitions	35,578				50,456	
	2. Contracts for Foreign Government or International Organization	47,860				100,504	
	3. Simplified Acquisitions	2,536,228	3,122,828	910,909	383,153	28,873	4,445,763
	4. Delivery Orders - GSA Schedules Only	161,438	292,406	355,354	14,504	2,361	664,825
	5. Delivery Orders - Other Federal Schedules	32,173	32,778	45,552	1,001	1,540	80,871
	6. Delivery Orders - All Other	3,306,094	1,202,567	3,740,112	254,613	58,142	5,255,434
	7. Other Procurement Methods	677,551	291,072	246,654	145,426	95,179	778,331
	8. TOTAL NEW AWARDS AND MODIFICATIONS	6,798,922	4,941,651	5,298,581	798,697	186,095	11,375,984
COMPETITION	9. Competed	2,510,521	3,119,719	1,855,055	628,160	21,152	5,624,086
	10. Not Competed	212,529	325,774	362,533	42,418	10,376	741,101
	11. Not Available for Competition	4,073,872	1,496,158	3,080,993	128,119	154,567	4,859,837
MODIFICATIONS	12. TOTAL MODIFICATIONS (Excluding Line 3)	190,163					431,273

PART II - SELECTED SOCIOECONOMIC STATISTICS (Includes both new awards and modifications)					
TYPE OF CONTRACTOR			PREFERENCE PROGRAMS		
CATEGORY	Number of Actions (a)	Total net Dollars (b)	CATEGORY	Number of Actions (a)	Total net Dollars (b)
Small Business	3,726,545	4,941,651	Small Business Set-Aside	1,216,183	2,153,062
Small Disadvantaged Business	209,627	290,800	Small Disadvantaged Business Set-Aside	498,740	867,378
Women-Owned Small Business	226,131	365,307	8(a) Contract Award	38,109	90,732
JWOD Nonprofit Agency	17,169	19,263			
HBCU/M	1,653	6,416			

Department of Defense
Actions Reported Individually on SF279
Fiscal Year 1997 Through Fourth Quarter

	Actions	Dollars (000)
TOTAL	251,972	115,426,208
CICA APPLICABILITY		
Pre-CICA	2,524	1,279,126
CICA Awards	209,065	103,942,802
Simplified Acquisitions	34,744	1,795,307
Subject to Statute other than CICA	0	0
KIND OF CONTRACT ACTION		
Initial Letter Contract	831	2,618,772
Def. Contract Superseding Letter	131	1,430,281
New Definitive Contract	26,250	29,134,333
Simplified Acquisitions	35,726	1,834,381
Order Under Single Award Indefinite Delivery Contract	65,292	14,187,014
Order Under BOA	12,078	3,665,551
Order /Mod Under GSA Schedule	15,747	1,656,343
Order/Mod Under Other Federal Schedule	641	44,156
Modifications	78,700	56,210,268
Order Under Multiple Awards Contract	15,283	4,846,474
Terminations	1,293	-210,365
SYNOPSIS OF PROCUREMENT PRIOR TO AWARD		
Synopsized Prior to Award	178,706	86,732,821
Not Synopsized Due to Urgency	8,216	2,046,996
Not Synopsized for Other Reason	59,411	18,237,418

FEDERAL PROCUREMENT DATA SYSTEM
Department of Defense
Actions Reported Individually on SF279
Fiscal Year 1997 Through Fourth Quarter

	Actions	Dollars (000)
SOLICITATION PROCEDURE		
Full and Open Competition - Sealed Bid	19,003	6,997,141
Full and Open Competition - Comp Proposal	81,267	39,786,211
Full and Open Competition - Combination	741	478,621
Architect Engineer	8,990	1,260,637
Basic Research	3,465	1,162,080
Multiple Award Schedule	16,781	1,789,200
Alternate Source/Reduced Cost	91	63,746
Alternate Source/Mobilization	0	0
Alternate Source/Eng R & D	0	0
Set-aside	24,399	5,816,555
Other than Full and Open Competition	54,328	46,588,801
FULL AND OPEN COMPETITION WITH ONLY ONE BIDDER/OFFERER	10,173	3,346,768
AUTHORITY FOR OTHER THAN FULL AND OPEN COMPETITION		
Only One Source	29,914	31,137,455
- Follow-on Contract	1,498	3,357,678
- Utilities (Regulated & Telecommunications)	1,370	472,993
Unusual & Compelling Urgency	3,870	2,681,077
Mobilization/Essential R&D	2,863	5,245,773
International Agreement	0	0
Authorized by Statute	14,237	3,761,451
Authorized Resale	2,274	946,643
National Security	815	2,574,859
Public Interest	355	241,343
EXEMPT COMPETED		
Competed	187,374	65,440,018
Not Available for Competition	20,792	5,656,241
Follow-on to Competed Action	3,017	5,669,181
Not Competed	35,150	30,251,795
TYPE OF CONTRACT		
Fixed Price	187,729	65,127,362
Cost Reimbursement	44,585	37,742,393
Time and Material	12,146	3,667,503
Labor Hour	1,873	479,977
TYPE OF CONTRACTOR		
Small Disadvantaged Business	28,463	6,390,202
Other Small Business	72,801	13,846,001
Large Business	123,395	77,844,550
JWOD Nonprofit Agency	1,295	337,532
Educational, Nonprofit & HBCU/MI	5,713	3,145,831
State & Local Government	1	280
Foreign Contractor	12,795	3,857,082
Domestic Contractor Performing Outside US	1,870	1,595,757
WOMAN-OWNED BUSINESS		
Small	8,837	1,514,236
Other	294	98,058
PREFERENCE PROGRAMS		
Directed JWOD	0	0
8 (a) Program	14,686	3,496,064
Small Disadvantaged Bus Set-Aside	0	0
Small Business Set-aside	26,889	4,874,691
Buy Indian/Self Determination Act	0	0
No Preference Program or Not Listed	204,758	98,646,480
COMMERCIAL ITEM ACQUISITION	34,965	10,774,715
SUBJECT TO LABOR STATUTES		
Walsh Healy Act	93,196	48,074,844
Service Contract Act	41,087	14,715,480
Davis Bacon Act	23,338	9,351,000
Not Subject to Above Acts	88,712	36,875,931
PRODUCT OR SERVICE		
Supplies & Equipment	83,456	46,712,443
ADP Equipment, Purchase and Lease	18,286	2,580,539
Research & Development	25,358	20,036,349
Construction	30,326	11,711,067
Architect & Engineering	10,857	1,843,661
Real Property, Purchase & Lease, or Maintenance	236	200,683
ADP Services (includes Installation & Maintenance)	15,369	4,095,814
Other Services	68,084	28,245,652

**FEDERAL PROCUREMENT DATA SYSTEM
Department of Education
Actions Reported in Summary on SF281
Fiscal Year 1997 Through Fourth Quarter**

PART I - PRIME CONTRACTS							
	PROCUREMENT METHODS	Number of Actions (a)	NET DOLLAR AMOUNTS (000)				Total Dollars (f)
			Small Business Concerns (b)	Large Business Concerns (c)	Domestic Outside U.S./ Foreign (d)	Other Entities (e)	
NEW AWARDS AND MODIFICATIONS	1. Tariff or Regulated Acquisitions	0					0
	2. Contracts for Foreign Government or International Organization	0					0
	3. Simplified Acquisitions	2,465	5,020	516	14	1,089	6,639
	4. Delivery Orders - GSA Schedules Only	182	42	310	0	0	352
	5. Delivery Orders - Other Federal Schedules	0	0	0	0	0	0
	6. Delivery Orders - All Other	4	0	0	0	6	6
	7. Other Procurement Methods	59	0	0	0	70	70
	8. TOTAL NEW AWARDS AND MODIFICATIONS	2,710	5,062	826	14	1,185	7,067
COMPETITION	9. Competed	730	2,757	476	13	187	3,433
	10. Not Competed	1,915	2,287	349	1	926	3,563
	11. Not Available for Competition	65	18	1	0	52	71
MODIFICATIONS	12. TOTAL MODIFICATIONS (Excluding Line 3)	43					-20

PART II - SELECTED SOCIOECONOMIC STATISTICS (Includes both new awards and modifications)					
TYPE OF CONTRACTOR			PREFERENCE PROGRAMS		
CATEGORY	Number of Actions (a)	Total net Dollars (b)	CATEGORY	Number of Actions (a)	Total net Dollars (b)
Small Business	1,920	5,062	Small Business Set-Aside	93	1,278
Small Disadvantaged Business	10	138	Small Disadvantaged Business Set-Aside	0	0
Women-Owned Small Business	123	280	8(a) Contract Award	0	0
JWOD Nonprofit Agency	1	0			
HBCU/MI	3	6			

**Department of Education
Actions Reported Individually on SF279
Fiscal Year 1997 Through Fourth Quarter**

	Actions	Dollars (000)
TOTAL	736	485,000
CICA APPLICABILITY		
Pre-CICA	0	0
CICA Awards	731	483,555
Simplified Acquisitions	0	0
Subject to Statute other than CICA	5	1,445
KIND OF CONTRACT ACTION		
Initial Letter Contract	0	0
Def. Contract Superseding Letter	1	350
New Definitive Contract	78	28,415
Simplified Acquisitions	0	0
Order Under Single Award Indefinite Delivery Contract	0	0
Order Under BOA	0	0
Order /Mod Under GSA Schedule	0	0
Order/Mod Under Other Federal Schedule	0	0
Modifications	657	458,235
Order Under Multiple Awards Contract	0	0
Terminations	0	0
SYNOPSIS OF PROCUREMENT PRIOR TO AWARD		
Synopsized Prior to Award	506	460,776
Not Synopsized Due to Urgency	0	0
Not Synopsized for Other Reason	230	24,224

FEDERAL PROCUREMENT DATA SYSTEM
Department of Education
Actions Reported Individually on SF279
Fiscal Year 1997 Through Fourth Quarter

	Actions	Dollars (000)
SELECTION PROCEDURE		
Full and Open Competition - Sealed Bid	18	5,882
Full and Open Competition - Comp Proposal	473	458,599
Full and Open Competition - Combination	1	-89
Architect Engineer	0	0
Basic Research	0	0
Multiple Award Schedule	0	0
Alternate Source/Reduced Cost	0	0
Alternate Source/Mobilization	0	0
Alternate Source/Eng R & D	0	0
Set-aside	67	5,504
Other than Full and Open Competition	172	13,859
FULL AND OPEN COMPETITION WITH ONLY ONE BIDDER/OFFERER	68	54,607
AUTHORITY FOR OTHER THAN FULL AND OPEN COMPETITION		
Only One Source	94	4,583
- Follow-on Contract	1	539
- Utilities (Regulated & Telecommunications)	0	0
Unusual & Compelling Urgency	1	-32
Mobilization/Essential R&D	0	0
International Agreement	0	0
Authorized by Statute	72	9,068
Authorized Resale	0	0
National Security	0	0
Public Interest	0	0
EXTENT COMPLETED		
Completed	562	469,662
Not Available for Competition	94	11,935
Follow-on to Completed Action	0	0
Not Completed	80	3,403
TYPE OF CONTRACT		
Fixed Price	437	344,807
Cost Reimbursement	136	99,851
Time and Material	147	39,091
Labor Hour	16	1,251
TYPE OF CONTRACTOR		
Small Disadvantaged Business	176	27,329
Other Small Business	136	33,247
Large Business	227	303,896
JWOD Nonprofit Agency	0	0
Educational, Nonprofit & HBCU/MI	100	99,435
State & Local Government	97	21,093
Foreign Contractor	0	0
Domestic Contractor Performing Outside US	0	0
WOMAN-OWNED BUSINESS		
Small	66	6,485
Other	0	0
PREFERENCE PROGRAMS		
Directed JWOD	0	0
8 (a) Program	149	20,313
Small Disadvantaged Bus Set-Aside	0	0
Small Business Set-aside	57	3,454
Buy Indian/Self Determination Act	0	0
No Preference Program or Not Listed	530	461,233
COMMERCIAL ITEM ACQUISITION	14	1,895
SUBJECT TO LABOR STATUTES		
Walsh Healy Act	3	429
Service Contract Act	143	40,872
Davis Bacon Act	0	0
Not Subject to Above Acts	590	443,698
PRODUCT OR SERVICE		
Supplies & Equipment	11	6,838
ADP Equipment, Purchase and Lease	41	2,589
Research & Development	120	79,235
Construction	0	0
Architect & Engineering	0	0
Real Property, Purchase & Lease, or Maintenance	0	0
ADP Services (includes Installation & Maintenance)	246	331,464
Other Services	318	64,874

FEDERAL PROCUREMENT DATA SYSTEM
Department of Energy
Actions Reported in Summary on SF281
Fiscal Year 1997 Through Fourth Quarter

PART I - PRIME CONTRACTS							
	PROCUREMENT METHODS	Number of Actions (a)	NET DOLLAR AMOUNTS (000)				
			Small Business Concerns (b)	Large Business Concerns (c)	Domestic Outside U.S./ Foreign (d)	Other Entries (e)	Total Dollars (f)
NEW AWARDS AND MODIFICATIONS	1. Tariff or Regulated Acquisitions	41				201	
	2. Contracts for Foreign Government or International Organization	0				0	
	3. Simplified Acquisitions	8,981	20,711	6,301	151	1,274	28,437
	4. Delivery Orders - GSA Schedules Only	1,097	1,603	3,132	14	210	4,959
	5. Delivery Orders- Other Federal Schedules	150	63	72	0	62	187
	6. Delivery Orders - All Other	385	316	524	0	77	917
	7. Other Procurement Methods	266	1,050	618	0	120	1,788
	8. TOTAL NEW AWARDS AND MODIFICATIONS	10,920	23,743	10,647	165	1,743	36,499
COMPETITION	9. Competed	4,170	10,946	3,948	22	142	15,058
	10. Not Competed	4,223	9,390	3,928	117	715	14,150
	11. Not Available for Competition	2,527	3,407	2,771	26	886	7,090
MODIFICATIONS	12. TOTAL MODIFICATIONS (Excluding Line 3)	984					2,467

PART II - SELECTED SOCIOECONOMIC STATISTICS (Includes both new awards and modifications)					
TYPE OF CONTRACTOR			PREFERENCE PROGRAMS		
CATEGORY	Number of Actions (a)	Total net Dollars (b)	CATEGORY	Number of Actions (a)	Total net Dollars (b)
Small Business	6,589	23,743	Small Business Set-Aside	3,055	11,686
Small Disadvantaged Business	436	1,526	Small Disadvantaged Business Set-Aside	38	138
Women-Owned Small Business	473	1,755	8(a) Contract Award	196	372
JWOD Nonprofit Agency	21	136			
HBCU/MI	1	0			

Department of Energy
Actions Reported Individually on SF279
Fiscal Year 1997 Through Fourth Quarter

	Actions	Dollars (000)
TOTAL	4,973	15,116,955
CICA APPLICABILITY		
Pre-CICA	226	4,280,222
CICA Awards	4,318	10,820,554
Simplified Acquisitions	429	16,179
Subject to Statute other than CICA	0	0
KIND OF CONTRACT ACTION		
Initial Letter Contract	10	4,477
Def. Contract Superseding Letter	0	0
New Definitive Contract	221	95,363
Simplified Acquisitions	338	15,071
Order Under Single Award Indefinite Delivery Contract	613	51,685
Order Under BOA	40	770
Order /Mod Under GSA Schedule	324	29,806
Order/Mod Under Other Federal Schedule	0	0
Modifications	3,399	14,916,912
Order Under Multiple Awards Contract	22	3,937
Terminations	6	-1,066
SYNOPSIS OF PROCUREMENT PRIOR TO AWARD		
Synopsized Prior to Award	2,566	7,274,463
Not Synopsized Due to Urgency	47	8,137
Not Synopsized for Other Reason	2,360	7,834,355

FEDERAL PROCUREMENT DATA SYSTEM
Department of Energy
Actions Reported Individually on SF279
Fiscal Year 1997 Through Fourth Quarter

	Actions	Dollars (000)
SOLICITATION PROCEDURE		
Full and Open Competition - Sealed Bid	291	187,678
Full and Open Competition - Comp Proposal	1,311	6,473,319
Full and Open Competition - Combination	120	12,054
Architect Engineer	134	32,616
Basic Research	18	8,056
Multiple Award Schedule	385	36,580
Alternate Source/Reduced Cost	1	300
Alternate Source/Mobilization	0	0
Alternate Source/Eng R & D	0	0
Set-aside	679	141,515
Other than Full and Open Competition	1,379	3,928,436
FULL AND OPEN COMPETITION WITH ONLY ONE BIDDER/OFFERER	199	1,586,552
AUTHORITY FOR OTHER THAN FULL AND OPEN COMPETITION		
Only One Source	412	1,438,335
- Follow-on Contract	89	1,153,255
- Utilities (Regulated & Telecommunications)	31	9,829
Unusual & Compelling Urgency	34	9,227
Mobilization/Essential R&D	128	2,310,148
International Agreement	13	11,144
Authorized by Statute	747	115,209
Authorized Resale	0	0
National Security	9	3,966
Public Interest	36	40,407
EXTENT COMPETED		
Competed	3,224	8,073,770
Not Available for Competition	1,026	1,800,168
Follow-on to Competed Action	25	6,238
Not Competed	698	5,236,779
TYPE OF CONTRACT		
Fixed Price	2,174	514,229
Cost Reimbursement	2,320	14,457,988
Time and Material	249	108,642
Labor Hour	230	36,096
TYPE OF CONTRACTOR		
Small Disadvantaged Business	1,391	248,077
Other Small Business	1,083	215,111
Large Business	2,072	10,380,426
JWOD Nonprofit Agency	26	5,029
Educational, Nonprofit & HBCU/MI	193	1,403,301
State & Local Government	179	2,861,322
Foreign Contractor	27	3,500
Domestic Contractor Performing Outside US	2	189
WOMAN-OWNED BUSINESS		
Small	323	33,478
Other	3	185
PREFERENCE PROGRAMS		
Directed JWOD	25	5,028
8 (a) Program	1,254	217,841
Small Disadvantaged Bus Set-Aside	0	0
Small Business Set-aside	502	138,294
Buy Indian/Self Determination Act	0	0
No Preference Program or Not Listed	3,192	14,755,792
COMMERCIAL ITEM ACQUISITION	192	30,289
SUBJECT TO LABOR STATUTES		
Walsh Healy Act	518	885,820
Service Contract Act	1,003	2,413,245
Davis Bacon Act	326	116,206
Not Subject to Above Acts	3,126	11,701,684
PRODUCT OR SERVICE		
Supplies & Equipment	495	299,125
ADP Equipment, Purchase and Lease	311	25,642
Research & Development	530	708,590
Construction	374	181,781
Architect & Engineering	192	45,696
Real Property, Purchase & Lease, or Maintenance	23	4,543
ADP Services (Includes Installation & Maintenance)	309	94,337
Other Services	2,739	13,757,241

FEDERAL PROCUREMENT DATA SYSTEM
Department of Health and Human Services
Actions Reported in Summary on SF281
Fiscal Year 1997 Through Fourth Quarter

PART I - PRIME CONTRACTS							
	PROCUREMENT METHODS	Number of Actions (a)	NET DOLLAR AMOUNTS (000)				
			Small Business Concerns (b)	Large Business Concerns (c)	Domestic Outside U.S./ Foreign (d)	Other Entities (e)	Total Dollars (f)
NEW AWARDS AND MODIFICATIONS	1. Tariff or Regulated Acquisitions	0				0	
	2. Contracts for Foreign Government or International Organization	2				12	
	3. Simplified Acquisitions	203,832	186,933	79,963	2,876	9,746	279,518
	4. Delivery Orders - GSA Schedules Only	52,218	33,589	55,190	9	660	89,448
	5. Delivery Orders- Other Federal Schedules	7,120	18,039	10,738	0	2,290	31,067
	6. Delivery Orders - All Other	1,870	4,622	3,049	18	875	8,564
	7. Other Procurement Methods	45,910	10,610	7,024	65	9,738	27,437
	8. TOTAL NEW AWARDS AND MODIFICATIONS	310,952	253,793	155,964	2,968	23,309	436,046
COMPETITION	9. Competed	64,556	69,942	50,046	805	3,492	124,285
	10. Not Competed	71,128	98,223	55,871	1,255	13,138	168,487
	11. Not Available for Competition	175,268	85,628	50,047	908	6,679	143,262
MODIFICATIONS	12. TOTAL MODIFICATIONS (Excluding Line 3)	6,552					7,764

PART II - SELECTED SOCIOECONOMIC STATISTICS (Includes both new awards and modifications)					
TYPE OF CONTRACTOR			PREFERENCE PROGRAMS		
CATEGORY	Number of Actions (a)	Total net Dollars (b)	CATEGORY	Number of Actions (a)	Total net Dollars (b)
Small Business	180,988	253,793	Small Business Set-Aside	147,057	156,255
Small Disadvantaged Business	16,961	21,750	Small Disadvantaged Business Set-Aside	832	1,874
Women-Owned Small Business	13,097	21,048	8(a) Contract Award	1,147	5,927
JWOD Nonprofit Agency	692	1,004			
HBCU/MI	1	2			

Department of Health and Human Services
Actions Reported Individually on SF279
Fiscal Year 1997 Through Fourth Quarter

	Actions	Dollars (000)
TOTAL	8,095	2,699,961
CICA APPLICABILITY		
Pre-CICA	6	2,559
CICA Awards	7,079	2,593,227
Simplified Acquisitions	719	39,481
Subject to Statute other than CICA	289	64,197
KIND OF CONTRACT ACTION		
Initial Letter Contract	24	5,430
Def. Contract Superseding Letter	0	0
New Definitive Contract	1,050	516,125
Simplified Acquisitions	606	34,555
Order Under Single Award Indefinite Delivery Contract	435	115,953
Order Under BOA	18	3,739
Order /Mod Under GSA Schedule	442	37,837
Order/Mod Under Other Federal Schedule	27	898
Modifications	5,375	1,873,590
Order Under Multiple Awards Contract	118	11,834
Terminations	0	0
SYNOPSIS OF PROCUREMENT PRIOR TO AWARD		
Synopsized Prior to Award	3,806	1,428,431
Not Synopsized Due to Urgency	115	20,265
Not Synopsized for Other Reason	4,172	1,250,768

FEDERAL PROCUREMENT DATA SYSTEM
Department of Health and Human Services
Actions Reported Individually on SF279
Fiscal Year 1997 Through Fourth Quarter

	Actions	Dollars (000)
SOLICITATION PROCEDURE		
Full and Open Competition - Sealed Bid	346	35,613
Full and Open Competition - Comp Proposal	2,805	1,545,249
Full and Open Competition - Combination	10	3,035
Architect Engineer	121	10,685
Basic Research	5	547
Multiple Award Schedule	536	67,853
Alternate Source/Reduced Cost	3	1,024
Alternate Source/Mobilization	0	0
Alternate Source/Eng R & D	0	0
Set-aside	509	135,633
Other than Full and Open Competition	2,744	793,588
FULL AND OPEN COMPETITION WITH ONLY ONE BIDDER/OFFERER	820	361,207
AUTHORITY FOR OTHER THAN FULL AND OPEN COMPETITION		
Only One Source	895	299,978
- Follow-on Contract	75	64,721
- Utilities (Regulated & Telecommunications)	0	0
Unusual & Compelling Urgency	69	29,960
Mobilization/Essential R&D	1	50
International Agreement	6	517
Authorized by Statute	1,772	462,193
Authorized Resale	1	890
National Security	0	0
Public Interest	0	0
EXTENT COMPETED		
Competed	4,576	1,830,798
Not Available for Competition	1,903	438,126
Follow-on to Competed Action	50	35,294
Not Competed	1,564	395,246
TYPE OF CONTRACT		
Fixed Price	4,085	780,680
Cost Reimbursement	3,908	1,885,474
Time and Material	41	10,334
Labor Hour	59	12,976
TYPE OF CONTRACTOR		
Small Disadvantaged Business	1,173	288,621
Other Small Business	1,778	376,586
Large Business	1,921	921,076
JWOD Nonprofit Agency	9	1,492
Educational, Nonprofit & HBCU/MI	1,229	552,713
State & Local Government	1,910	535,453
Foreign Contractor	68	25,271
Domestic Contractor Performing Outside US	5	252
WOMAN-OWNED BUSINESS		
Small	448	112,227
Other	7	12,477
PREFERENCE PROGRAMS		
Directed JWOD	0	0
8 (a) Program	811	204,614
Small Disadvantaged Bus Set-Aside	15	9,110
Small Business Set-aside	700	130,816
Buy Indian/Self Determination Act	1,252	305,904
No Preference Program or Not Listed	5,315	2,049,020
COMMERCIAL ITEM ACQUISITION	1,116	236,586
SUBJECT TO LABOR STATUTES		
Waish Healy Act	882	147,906
Service Contract Act	808	426,120
Davis Bacon Act	385	135,366
Not Subject to Above Acts	6,018	1,990,072
PRODUCT OR SERVICE		
Supplies & Equipment	580	63,421
ADP Equipment, Purchase and Lease	516	74,358
Research & Development	1,640	906,759
Construction	623	180,156
Architect & Engineering	157	12,285
Real Property, Purchase & Lease, or Maintenance	14	871
ADP Services (includes Installation & Maintenance)	701	320,586
Other Services	3,864	1,161,525

FEDERAL PROCUREMENT DATA SYSTEM
Department of Housing and Urban Development
Actions Reported in Summary on SF281
Fiscal Year 1997 Through Fourth Quarter

PART I - PRIME CONTRACTS							
PROCUREMENT METHODS	Number of Actions (a)	NET DOLLAR AMOUNTS (000)					
		Small Business Concerns (b)	Large Business Concerns (c)	Domestic Outside U.S./ Foreign (d)	Other Entities (e)	Total Dollars (f)	
NEW AWARDS AND MODIFICATIONS	1. Tariff or Regulated Acquisitions	0				0	
	2. Contracts for Foreign Government or International Organization	0				0	
	3. Simplified Acquisitions	3,229	2,914	1,854	0	45	4,813
	4. Delivery Orders - GSA Schedules Only	936	708	2,191	0	75	2,974
	5. Delivery Orders- Other Federal Schedules	57	9	11	0	892	912
	6. Delivery Orders - All Other	14	109	0	0	0	109
	7. Other Procurement Methods	1	0	0	0	20	20
	8. TOTAL NEW AWARDS AND MODIFICATIONS	4,237	3,740	4,056	0	1,032	8,828
COMPETITION	9. Competed	1,341	1,240	1,659	0	20	2,919
	10. Not Competed	1,421	1,434	938	0	38	2,410
	11. Not Available for Competition	1,475	1,066	1,459	0	974	3,499
MODIFICATIONS	12. TOTAL MODIFICATIONS (Excluding Line 3)	73					86

PART II - SELECTED SOCIOECONOMIC STATISTICS (Includes both new awards and modifications)					
TYPE OF CONTRACTOR			PREFERENCE PROGRAMS		
CATEGORY	Number of Actions (a)	Total net Dollars (b)	CATEGORY	Number of Actions (a)	Total net Dollars (b)
Small Business	2,226	3,740	Small Business Set-Aside	1,857	2,712
Small Disadvantaged Business	191	505	Small Disadvantaged Business Set-Aside	3	2
Women-Owned Small Business	66	112	8(a) Contract Award	1	11
JWOD Nonprofit Agency	2	40			
HBCU/MI	0	0			

Department of Housing and Urban Development
Actions Reported Individually on SF279
Fiscal Year 1997 Through Fourth Quarter

	Actions	Dollars (000)
TOTAL	520	225,580
CICA APPLICABILITY		
Pre-CICA	0	0
CICA Awards	515	225,298
Simplified Acquisitions	4	186
Subject to Statute other than CICA	0	0
KIND OF CONTRACT ACTION		
Initial Letter Contract	0	0
Def. Contract Superseding Letter	0	0
New Definitive Contract	7	2,829
Simplified Acquisitions	4	186
Order Under Single Award Indefinite Delivery Contract	146	25,798
Order Under BOA	0	0
Order /Mod Under GSA Schedule	24	2,818
Order/Mod Under Other Federal Schedule	0	0
Modifications	338	193,979
Order Under Multiple Awards Contract	0	0
Terminations	1	-30
SYNOPSIS OF PROCUREMENT PRIOR TO AWARD		
Synopsized Prior to Award	226	145,454
Not Synopsized Due to Urgency	2	78
Not Synopsized for Other Reason	291	79,952

FEDERAL PROCUREMENT DATA SYSTEM
Department of Housing and Urban Development
Actions Reported Individually on SF279
Fiscal Year 1997 Through Fourth Quarter

	Actions	Dollars (000)
SOLICITATION PROCEDURE		
Full and Open Competition - Sealed Bid	8	546
Full and Open Competition - Comp Proposal	317	183,794
Full and Open Competition - Combination	1	709
Architect Engineer	1	360
Basic Research	0	0
Multiple Award Schedule	39	11,691
Alternate Source/Reduced Cost	0	0
Alternate Source/Mobilization	0	0
Alternate Source/Eng R & D	0	0
Set-aside	28	3,484
Other than Full and Open Competition	123	24,714
FULL AND OPEN COMPETITION WITH ONLY ONE BIDDER/OFFERER	95	27,054
AUTHORITY FOR OTHER THAN FULL AND OPEN COMPETITION		
Only One Source	33	10,549
- Follow-on Contract	0	0
- Utilities (Regulated & Telecommunications)	4	1,798
Unusual & Compelling Urgency	1	120
Mobilization/Essential R&D	0	0
International Agreement	0	0
Authorized by Statute	89	14,045
Authorized Resale	0	0
National Security	0	0
Public Interest	0	0
EXTENT COMPETED		
Competed	395	200,724
Not Available for Competition	94	15,963
Follow-on to Competed Action	0	0
Not Competed	30	8,797
TYPE OF CONTRACT		
Fixed Price	247	45,563
Cost Reimbursement	213	161,176
Time and Material	9	3,884
Labor Hour	50	14,881
TYPE OF CONTRACTOR		
Small Disadvantaged Business	109	15,882
Other Small Business	91	11,913
Large Business	299	187,809
JWOD Nonprofit Agency	1	20
Educational, Nonprofit & HBCU/MI	18	9,738
State & Local Government	1	122
Foreign Contractor	0	0
Domestic Contractor Performing Outside US	0	0
WOMAN-OWNED BUSINESS		
Small	35	3,572
Other	0	0
PREFERENCE PROGRAMS		
Directed JWOD	1	20
8 (a) Program	89	12,402
Small Disadvantaged Bus Set-Aside	0	0
Small Business Set-aside	47	6,611
Buy Indian/Self Determination Act	0	0
No Preference Program or Not Listed	382	206,451
COMMERCIAL ITEM ACQUISITION	50	12,763
SUBJECT TO LABOR STATUTES		
Walsh Healy Act	18	2,307
Service Contract Act	149	105,886
Davis Bacon Act	14	1,485
Not Subject to Above Acts	338	115,806
PRODUCT OR SERVICE		
Supplies & Equipment	14	544
ADP Equipment, Purchase and Lease	9	1,810
Research & Development	3	252
Construction	22	2,659
Architect & Engineering	1	788
Real Property, Purchase & Lease, or Maintenance	0	0
ADP Services (includes Installation & Maintenance)	114	134,862
Other Services	357	84,885

**FEDERAL PROCUREMENT DATA SYSTEM
Department of the Interior
Actions Reported in Summary on SF281
Fiscal Year 1997 Through Fourth Quarter**

PART I - PRIME CONTRACTS							
	PROCUREMENT METHODS	Number of Actions (a)	NET DOLLAR AMOUNTS (000)				Total Dollars (f)
			Small Business Concerns (b)	Large Business Concerns (c)	Domestic Outside U.S./ Foreign (d)	Other Entities (e)	
NEW AWARDS AND MODIFICATIONS	1. Tariff or Regulated Acquisitions	8,768					2,001
	2. Contracts for Foreign Government or International Organization	21					29
	3. Simplified Acquisitions	199,384	215,184	38,836	271	7,380	261,651
	4. Delivery Orders - GSA Schedules Only	30,185	34,042	45,322	19	592	79,975
	5. Delivery Orders- Other Federal Schedules	2,910	3,064	2,246	0	363	5,673
	6. Delivery Orders - All Other	13,137	12,878	3,454	15	829	17,176
	7. Other Procurement Methods	6,119	4,264	935	60	2,323	7,582
	8. TOTAL NEW AWARDS AND MODIFICATIONS	260,524	269,432	90,793	365	11,467	374,087
COMPETITION	9. Competed	77,877	142,411	52,033	45	1,729	196,218
	10. Not Competed	48,013	58,229	20,233	157	2,761	81,380
	11. Not Available for Competition	134,634	68,792	18,527	163	6,977	94,459
MODIFICATIONS	12. TOTAL MODIFICATIONS (Excluding Line 3)	4,323					2,175

PART II - SELECTED SOCIOECONOMIC STATISTICS (Includes both new awards and modifications)					
TYPE OF CONTRACTOR			PREFERENCE PROGRAMS		
CATEGORY	Number of Actions (a)	Total net Dollars (b)	CATEGORY	Number of Actions (a)	Total net Dollars (b)
Small Business	177,165	269,432	Small Business Set-Aside	111,215	168,266
Small Disadvantaged Business	7,928	14,391	Small Disadvantaged Business Set-Aside	1,034	2,920
Women-Owned Small Business	7,149	16,951	8(a) Contract Award	498	1,081
JWOD Nonprofit Agency	70	137			
HBCU/MI	42	98			

**Department of the Interior
Actions Reported Individually on SF279
Fiscal Year 1997 Through Fourth Quarter**

	Actions	Dollars (000)
TOTAL	10,915	881,155
CICA APPLICABILITY		
Pre-CICA	40	812
CICA Awards	8,545	774,534
Simplified Acquisitions	1,461	48,601
Subject to Statute other than CICA	854	56,585
KIND OF CONTRACT ACTION		
Initial Letter Contract	24	6,564
Def. Contract Superseding Letter	2	465
New Definitive Contract	1,120	217,987
Simplified Acquisitions	1,220	46,969
Order Under Single Award Indefinite Delivery Contract	3,257	230,554
Order Under BOA	2	538
Order /Mod Under GSA Schedule	556	65,606
Order/Mod Under Other Federal Schedule	0	0
Modifications	4,627	293,478
Order Under Multiple Awards Contract	101	19,290
Terminations	6	-196
SYNOPSIS OF PROCUREMENT PRIOR TO AWARD		
Synopsized Prior to Award	7,559	643,642
Not Synopsized Due to Urgency	187	14,421
Not Synopsized for Other Reason	3,154	222,469

FEDERAL PROCUREMENT DATA SYSTEM
Department of the Interior
Actions Reported Individually on SF279
Fiscal Year 1997 Through Fourth Quarter

	Actions	Dollars (000)
SOLICITATION PROCEDURE		
Full and Open Competition - Sealed Bid	1,647	176,756
Full and Open Competition - Comp Proposal	2,239	222,988
Full and Open Competition - Combination	75	16,077
Architect Engineer	860	41,141
Basic Research	1	9
Multiple Award Schedule	501	63,784
Alternate Source/Reduced Cost	4	193
Alternate Source/Mobilization	0	0
Alternate Source/Eng R & D	0	0
Set-aside	2,080	124,498
Other than Full and Open Competition	1,138	129,088
FULL AND OPEN COMPETITION WITH ONLY ONE BIDDER/OFFERER	427	22,413
AUTHORITY FOR OTHER THAN FULL AND OPEN COMPETITION		
Only One Source	285	29,041
- Follow-on Contract	32	586
- Utilities (Regulated & Telecommunications)	32	4,940
Unusual & Compelling Urgency	164	15,303
Mobilization/Essential R&D	0	0
International Agreement	3	25
Authorized by Statute	651	79,057
Authorized Resale	0	0
National Security	1	21
Public Interest	34	5,841
EXTENT COMPETED		
Competed	8,697	692,380
Not Available for Competition	1,757	150,634
Follow-on to Competed Action	50	870
Not Competed	396	36,648
TYPE OF CONTRACT		
Fixed Price	9,562	694,488
Cost Reimbursement	1,080	142,728
Time and Material	93	3,064
Labor Hour	165	40,254
TYPE OF CONTRACTOR		
Small Disadvantaged Business	1,242	134,300
Other Small Business	5,706	317,301
Large Business	2,743	360,828
JWOD Nonprofit Agency	18	746
Educational, Nonprofit & HBCU/MI	322	6,794
State & Local Government	806	56,282
Foreign Contractor	64	4,215
Domestic Contractor Performing Outside US	1	66
WOMAN-OWNED BUSINESS		
Small	602	36,111
Other	2	128
PREFERENCE PROGRAMS		
Directed JWOD	15	711
8 (a) Program	795	100,304
Small Disadvantaged Bus Set-Aside	20	1,186
Small Business Set-aside	2,446	122,467
Buy Indian/Self Determination Act	743	49,413
No Preference Program or Not Listed	6,881	606,451
COMMERCIAL ITEM ACQUISITION	1,289	67,083
SUBJECT TO LABOR STATUTES		
Walsh Healy Act	1,343	95,897
Service Contract Act	3,230	259,676
Davis Bacon Act	2,585	275,638
Not Subject to Above Acts	3,742	249,321
PRODUCT OR SERVICE		
Supplies & Equipment	1,037	60,198
ADP Equipment, Purchase and Lease	641	52,008
Research & Development	15	671
Construction	2,538	276,877
Architect & Engineering	1,020	46,069
Real Property, Purchase & Lease, or Maintenance	255	20,259
ADP Services (includes Installation & Maintenance)	983	142,466
Other Services	4,426	282,607

FEDERAL PROCUREMENT DATA SYSTEM
Department of Justice
Actions Reported in Summary on SF281
Fiscal Year 1997 Through Fourth Quarter

PART I - PRIME CONTRACTS							
	PROCUREMENT METHODS	Number of Actions (a)	NET DOLLAR AMOUNTS (000)				Total Dollars (f)
			Small Business Concerns (b)	Large Business Concerns (c)	Domestic Outside U.S./ Foreign (d)	Other Entities (e)	
NEW AWARDS AND MODIFICATIONS	1. Tariff or Regulated Acquisitions	11,686					4,969
	2. Contracts for Foreign Government or International Organization	5					27
	3. Simplified Acquisitions	241,115	298,660	85,608	70	9,899	394,037
	4. Delivery Orders - GSA Schedules Only	29,132	43,575	52,846	4	143	96,568
	5. Delivery Orders - Other Federal Schedules	5,540	6,445	9,444	0	192	16,081
	6. Delivery Orders - All Other	12,716	9,045	13,157	41	6,357	28,600
	7. Other Procurement Methods	96,445	26,893	2,676	0	11,806	41,375
	8. TOTAL NEW AWARDS AND MODIFICATIONS	396,639	384,618	163,731	115	28,197	581,657
COMPETITION	9. Competed	120,094	202,795	92,606	25	6,212	301,638
	10. Not Competed	35,001	48,876	28,206	65	2,643	79,790
	11. Not Available for Competition	241,544	132,947	42,919	25	19,342	195,233
MODIFICATIONS	12. TOTAL MODIFICATIONS (Excluding Line 3)	9,711					1,641

PART II - SELECTED SOCIOECONOMIC STATISTICS (Includes both new awards and modifications)					
TYPE OF CONTRACTOR			PREFERENCE PROGRAMS		
CATEGORY	Number of Actions (a)	Total net Dollars (b)	CATEGORY	Number of Actions (a)	Total net Dollars (b)
Small Business	253,099	384,618	Small Business Set-Aside	134,868	270,174
Small Disadvantaged Business	2,796	4,985	Small Disadvantaged Business Set-Aside	677	1,371
Women-Owned Small Business	9,666	17,748	8(a) Contract Award	181	373
JWOD Nonprofit Agency	1,293	1,025			
HBCU/MI	2	3			

Department of Justice
Actions Reported Individually on SF279
Fiscal Year 1997 Through Fourth Quarter

	Actions	Dollars (000)
TOTAL		
CICA APPLICABILITY	23,341	2,487,487
Pre-CICA		
CICA Awards	0	0
Simplified Acquisitions	22,234	2,425,339
Subject to Statute other than CICA	942	41,956
KIND OF CONTRACT ACTION	2	180
Initial Letter Contract		
Def. Contract Superseding Letter	22	4,059
New Definitive Contract	6	1,068
Simplified Acquisitions	739	493,186
Order Under Single Award Indefinite Delivery Contract	849	43,442
Order Under BOA	16,535	1,051,030
Order /Mod Under GSA Schedule	52	12,656
Order/Mod Under Other Federal Schedule	1,481	211,677
Modifications	20	1,259
Order Under Multiple Awards Contract	3,580	663,019
Terminations	51	6,299
SYNOPSIS OF PROCUREMENT PRIOR TO AWARD	6	-188
Synopsized Prior to Award		
Not Synopsized Due to Urgency	20,465	2,157,712
Not Synopsized for Other Reason	546	48,293
	2,167	261,450

FEDERAL PROCUREMENT DATA SYSTEM
Department of Justice
Actions Reported Individually on SF279
Fiscal Year 1997 Through Fourth Quarter

SOLICITATION PROCEDURE	Actions	Dollars (000)
Full and Open Competition - Sealed Bid	5,879	371,586
Full and Open Competition - Comp Proposal	11,777	1,329,029
Full and Open Competition - Combination	51	2,985
Architect Engineer	176	38,594
Basic Research	0	0
Multiple Award Schedule	1,499	215,321
Alternate Source/Reduced Cost	1	234
Alternate Source/Mobilization	0	0
Alternate Source/Eng R & D	0	0
Set-aside	810	90,161
Other than Full and Open Competition	2,041	377,428
FULL AND OPEN COMPETITION WITH ONLY ONE BIDDER/OFFERER	1,901	177,862
AUTHORITY FOR OTHER THAN FULL AND OPEN COMPETITION		
Only One Source	571	163,012
- Follow-on Contract	14	16,874
- Utilities (Regulated & Telecommunications)	91	24,785
Unusual & Compelling Urgency	696	55,478
Mobilization/Essential R&D	41	12,753
International Agreement	13	12,050
Authorized by Statute	718	133,821
Authorized Resale	0	0
National Security	2	315
Public Interest	0	0
EXTENT COMPETED		
Competed	21,342	2,112,737
Not Available for Competition	1,585	325,081
Follow-on to Competed Action	7	205
Not Competed	244	29,432
TYPE OF CONTRACT		
Fixed Price	21,550	2,017,204
Cost Reimbursement	139	221,679
Time and Material	1,247	174,388
Labor Hour	242	54,184
TYPE OF CONTRACTOR		
Small Disadvantaged Business	1,669	260,114
Other Small Business	8,662	455,096
Large Business	12,174	1,639,512
JWOD Nonprofit Agency	11	2,423
Educational, Nonprofit & HBCU/MI	222	72,781
State & Local Government	226	25,570
Foreign Contractor	154	6,844
Domestic Contractor Performing Outside US	60	5,115
WOMAN OWNED BUSINESS		
Small	1,080	55,759
Other	1	60
PREFERENCE PROGRAMS		
Directed JWOD	8	1,923
8 (a) Program	1,125	193,564
Small Disadvantaged Bus Set-Aside	0	0
Small Business Set-aside	1,264	81,913
Buy Indian/Self Determination Act	0	0
No Preference Program or Not Listed	20,781	2,190,055
COMMERCIAL ITEM ACQUISITION	1,632	218,785
SUBJECT TO LABOR STATUTES		
Walsh Healy Act	10,092	595,499
Service Contract Act	6,119	730,391
Davis Bacon Act	608	290,740
Not Subject to Above Acts	6,359	850,825
PRODUCT OR SERVICE		
Supplies & Equipment	12,278	634,654
ADP Equipment, Purchase and Lease	2,011	361,221
Research & Development	24	4,557
Construction	568	270,336
Architect & Engineering	233	48,060
Real Property, Purchase & Lease, or Maintenance	103	6,350
ADP Services (includes Installation & Maintenance)	974	452,560
Other Services	7,150	711,749

FEDERAL PROCUREMENT DATA SYSTEM
Department of Labor
Actions Reported in Summary on SF281
Fiscal Year 1997 Through Fourth Quarter

PART I - PRIME CONTRACTS							
	PROCUREMENT METHODS	Number of Actions (a)	NET DOLLAR AMOUNTS (000)				
			Small Business Concerns (b)	Large Business Concerns (c)	Domestic Outside U.S./ Foreign (d)	Other Entities (e)	Total Dollars (f)
NEW AWARDS AND MODIFICATIONS	1. Tariff or Regulated Acquisitions	0					0
	2. Contracts for Foreign Government or International Organization	0					0
	3. Simplified Acquisitions	7,000	11,569	5,295	9	916	17,789
	4. Delivery Orders - GSA Schedules Only	2,058	3,047	5,221	0	17	8,285
	5. Delivery Orders- Other Federal Schedules	80	82	36	0	151	269
	6. Delivery Orders - All Other	91	148	153	0	18	319
	7. Other Procurement Methods	159	150	107	0	62	319
	8. TOTAL NEW AWARDS AND MODIFICATIONS	9,388	14,996	10,812	9	1,184	26,981
COMPETITION	9. Competed	1,194	2,331	3,043	0	143	5,517
	10. Not Competed	4,253	9,757	2,925	9	760	13,451
	11. Not Available for Competition	3,941	2,908	4,844	0	261	8,013
MODIFICATIONS	12. TOTAL MODIFICATIONS (Excluding Line 3)	384					-88

PART II - SELECTED SOCIOECONOMIC STATISTICS (Includes both new awards and modifications)					
TYPE OF CONTRACTOR			PREFERENCE PROGRAMS		
CATEGORY	Number of Actions (a)	Total net Dollars (b)	CATEGORY	Number of Actions (a)	Total net Dollars (b)
Small Business	2,959	14,996	Small Business Set-Aside	2,084	2,495
Small Disadvantaged Business	427	1,323	Small Disadvantaged Business Set-Aside	16	48
Women-Owned Small Business	303	843	8(a) Contract Award	0	0
JWOD Nonprofit Agency	0	0			
HBCU/MI	0	0			

Department of Labor
Actions Reported Individually on SF279
Fiscal Year 1997 Through Fourth Quarter

	Actions	Dollars (000)
TOTAL	1,513	811,950
CICA APPLICABILITY		
Pre-CICA	0	0
CICA Awards	1,478	810,417
Simplified Acquisitions	35	1,533
Subject to Statute other than CICA	0	0
KIND OF CONTRACT ACTION		
Initial Letter Contract	2	2,423
Def. Contract Superseding Letter	0	0
New Definitive Contract	80	58,286
Simplified Acquisitions	34	1,519
Order Under Single Award Indefinite Delivery Contract	1	56
Order Under BOA	0	0
Order /Mod Under GSA Schedule	230	23,057
Order/Mod Under Other Federal Schedule	0	0
Modifications	1,165	726,749
Order Under Multiple Awards Contract	0	0
Terminations	1	-140
SYNOPSIS OF PROCUREMENT PRIOR TO AWARD		
Synopsized Prior to Award	1,268	735,358
Not Synopsized Due to Urgency	1	50
Not Synopsized for Other Reason	244	76,542

FEDERAL PROCUREMENT DATA SYSTEM
Department of Labor
 Actions Reported Individually on SF279
 Fiscal Year 1997 Through Fourth Quarter

SOLICITATION PROCEDURE	Actions	Dollars (000)
Full and Open Competition - Sealed Bid	46	12,015
Full and Open Competition - Comp Proposal	584	628,928
Full and Open Competition - Combination	13	6,040
Architect Engineer	16	1,405
Basic Research	0	0
Multiple Award Schedule	230	23,057
Alternate Source/Reduced Cost	0	0
Alternate Source/Mobilization	0	0
Alternate Source/Eng R & D	0	0
Set-aside	302	43,249
Other than Full and Open Competition	287	85,723
FULL AND OPEN COMPETITION WITH ONLY ONE BIDDER/OFFERER	149	218,452
AUTHORITY FOR OTHER THAN FULL AND OPEN COMPETITION		
Only One Source	71	18,889
- Follow-on Contract	4	457
- Utilities (Regulated & Telecommunications)	0	0
Unusual & Compelling Urgency	1	50
Mobilization/Essential R&D	0	0
International Agreement	0	0
Authorized by Statute	215	76,784
Authorized Resale	0	0
National Security	0	0
Public Interest	0	0
EXTENT COMPLETED		
Competed	1,211	715,444
Not Available for Competition	215	76,784
Follow-on to Completed Action	0	0
Not Completed	87	19,722
TYPE OF CONTRACT		
Fixed Price	664	109,972
Cost Reimbursement	514	843,161
Time and Material	11	12,024
Labor Hour	324	46,793
TYPE OF CONTRACTOR		
Small Disadvantaged Business	282	45,955
Other Small Business	465	102,272
Large Business	625	540,948
JWOD Nonprofit Agency	0	0
Educational, Nonprofit & HBCU/MI	63	73,003
State & Local Government	77	49,738
Foreign Contractor	0	0
Domestic Contractor Performing Outside US	1	34
WOMAN-OWNED BUSINESS		
Small	71	10,470
Other	0	0
PREFERENCE PROGRAMS		
Directed JWOD	0	0
8 (a) Program	173	37,263
Small Disadvantaged Bus Set-Aside	0	0
Small Business Set-aside	374	63,557
Buy Indian/Self Determination Act	0	0
No Preference Program or Not Listed	966	711,130
COMMERCIAL ITEM ACQUISITION	52	6,213
SUBJECT TO LABOR STATUTES		
Walsh Healy Act	234	21,805
Service Contract Act	475	205,242
Davis Bacon Act	170	171,579
Not Subject to Above Acts	634	413,324
PRODUCT OR SERVICE		
Supplies & Equipment	80	6,731
ADP Equipment, Purchase and Lease	236	25,217
Research & Development	1	747
Construction	80	31,272
Architect & Engineering	44	15,254
Real Property, Purchase & Lease, or Maintenance	32	5,958
ADP Services (includes Installation & Maintenance)	117	36,487
Other Services	923	690,284

FEDERAL PROCUREMENT DATA SYSTEM
Department of State
Actions Reported in Summary on SF281
Fiscal Year 1997 Through Fourth Quarter

PART I - PRIME CONTRACTS							
	PROCUREMENT METHODS	Number of Actions (a)	NET DOLLAR AMOUNTS (000)				Total Dollars (f)
			Small Business Concerns (b)	Large Business Concerns (c)	Domestic Outside U.S./ Foreign (d)	Other Entities (e)	
NEW AWARDS AND MODIFICATIONS	1. Tariff or Regulated Acquisitions	0					0
	2. Contracts for Foreign Government or International Organization	1					8
	3. Simplified Acquisitions	94,536	42,851	31,470	121,055	6,326	201,702
	4. Delivery Orders - GSA Schedules Only	2,330	3,841	7,986	368	138	12,333
	5. Delivery Orders - Other Federal Schedules	1,545	4,133	3,752	227	234	8,346
	6. Delivery Orders - All Other	7,950	10,005	7,485	4,922	130	22,542
	7. Other Procurement Methods	9,883	9,826	3,697	9,931	967	24,421
	8. TOTAL NEW AWARDS AND MODIFICATIONS	116,245	70,656	54,380	136,503	7,795	289,352
COMPETITION	9. Competed	52,522	42,885	35,202	86,027	3,314	167,428
	10. Not Competed	22,165	14,089	10,504	21,080	3,212	48,885
	11. Not Available for Competition	41,558	13,682	8,684	29,396	1,269	53,031
MODIFICATIONS	12. TOTAL MODIFICATIONS (Excluding Line 3)	832					1,834

PART II - SELECTED SOCIOECONOMIC STATISTICS (Includes both new awards and modifications)					
TYPE OF CONTRACTOR			PREFERENCE PROGRAMS		
CATEGORY	Number of Actions (a)	Total net Dollars (b)	CATEGORY	Number of Actions (a)	Total net Dollars (b)
Small Business	3,162	70,656	Small Business Set-Aside	1,163	4,800
Small Disadvantaged Business	1,628	3,977	Small Disadvantaged Business Set-Aside	126	846
Women-Owned Small Business	2,517	5,753	8(a) Contract Award	208	1,000
JWOD Nonprofit Agency	28	107			
HBCU/MI	1	5			

Department of State
Actions Reported Individually on SF279
Fiscal Year 1997 Through Fourth Quarter

	Actions	Dollars (000)
TOTAL	2,936	566,105
CICA APPLICABILITY		
Pre-CICA	37	8,290
CICA Awards	2,468	518,275
Simplified Acquisitions	391	20,209
Subject to Statute other than CICA	33	20,549
KIND OF CONTRACT ACTION		
Initial Letter Contract	4	862
Def. Contract Superseding Letter	2	235
New Definitive Contract	587	81,190
Simplified Acquisitions	375	18,681
Order Under Single Award Indefinite Delivery Contract	1,051	218,167
Order Under BOA	19	1,439
Order /Mod Under GSA Schedule	169	23,018
Order/Mod Under Other Federal Schedule	0	0
Modifications	711	223,957
Order Under Multiple Awards Contract	11	566
Terminations	7	-10
SYNOPSIS OF PROCUREMENT PRIOR TO AWARD		
Synopsized Prior to Award	1,477	289,329
Not Synopsized Due to Urgency	104	38,471
Not Synopsized for Other Reason	1,348	239,523

FEDERAL PROCUREMENT DATA SYSTEM
Department of State
Actions Reported Individually on SF279
Fiscal Year 1997 Through Fourth Quarter

	Actions	Dollars (000)
SELECTION PROCEDURE		
Full and Open Competition - Sealed Bid	511	88,702
Full and Open Competition - Comp Proposal	1,066	182,673
Full and Open Competition - Combination	4	1,135
Architect Engineer	87	8,027
Basic Research	0	0
Multiple Award Schedule	189	26,280
Alternate Source/Reduced Cost	3	1,621
Alternate Source/Mobilization	0	0
Alternate Source/Eng R & D	0	0
Set-aside	39	17,297
Other than Full and Open Competition	589	192,540
FULL AND OPEN COMPETITION WITH ONLY ONE BIDDER/OFFERER	138	19,851
AUTHORITY FOR OTHER THAN FULL AND OPEN COMPETITION		
Only One Source	152	40,850
- Follow-on Contract	9	3,035
- Utilities (Regulated & Telecommunications)	1	245
Unusual & Compelling Urgency	98	41,679
Mobilization/Essential R&D	0	0
International Agreement	5	842
Authorized by Statute	305	106,659
Authorized Resale	0	0
National Security	9	2,510
Public Interest	0	0
EXTENT COMPLETED		
Competed	2,342	398,554
Not Available for Competition	432	133,493
Follow-on to Completed Action	17	20,086
Not Completed	138	15,190
TYPE OF CONTRACT		
Fixed Price	2,472	381,380
Cost Reimbursement	102	83,646
Time and Material	64	33,290
Labor Hour	291	89,027
TYPE OF CONTRACTOR		
Small Disadvantaged Business	297	86,808
Other Small Business	475	100,143
Large Business	1,083	265,484
JWOD Nonprofit Agency	0	0
Educational, Nonprofit & HBCU/MI	28	22,910
State & Local Government	0	0
Foreign Contractor	990	83,602
Domestic Contractor Performing Outside US	56	8,376
WOMAN-OWNED BUSINESS		
Small	83	19,662
Other	0	0
PREFERENCE PROGRAMS		
Directed JWOD	0	0
& (a) Program	252	65,796
Small Disadvantaged Bus Set-Aside	0	0
Small Business Set-aside	208	30,280
Buy Indian/Self Determination Act	0	0
No Preference Program or Not Listed	2,469	471,247
COMMERCIAL ITEM ACQUISITION	944	125,892
SUBJECT TO LABOR STATUTES		
Walsh Healy Act	740	115,411
Service Contract Act	361	93,073
Davis Bacon Act	7	1,645
Not Subject to Above Acts	1,821	357,194
PRODUCT OR SERVICE		
Supplies & Equipment	823	77,111
ADP Equipment, Purchase and Lease	514	78,900
Research & Development	4	1,192
Construction	186	47,803
Architect & Engineering	213	51,310
Real Property, Purchase & Lease, or Maintenance	7	210
ADP Services (includes Installation & Maintenance)	242	109,313
Other Services	947	202,266

FEDERAL PROCUREMENT DATA SYSTEM
Department of Transportation
Actions Reported in Summary on SF281
Fiscal Year 1997 Through Fourth Quarter

PART I - PRIME CONTRACTS							
	PROCUREMENT METHODS	Number of Actions (a)	NET DOLLAR AMOUNTS (000)				Total Dollars (f)
			Small Business Concerns (b)	Large Business Concerns (c)	Domestic Outside U.S./ Foreign (d)	Other Entities (e)	
NEW AWARDS AND MODIFICATIONS	1. Tariff or Regulated Acquisitions	120					184
	2. Contracts for Foreign Government or International Organization	124					177
	3. Simplified Acquisitions	89,329	155,428	50,855	1,199	3,314	210,796
	4. Delivery Orders - GSA Schedules Only	7,147	13,963	17,922	211	331	32,427
	5. Delivery Orders- Other Federal Schedules	883	3,498	1,048	27	279	4,852
	6. Delivery Orders - All Other	6,027	6,888	6,275	113	772	14,048
	7. Other Procurement Methods	3,563	12,325	4,526	24	2,478	19,351
	8. TOTAL NEW AWARDS AND MODIFICATIONS	107,193	192,102	80,626	1,574	7,172	281,835
COMPETITION	9. Competed	40,821	107,378	37,565	584	1,483	146,990
	10. Not Competed	45,639	65,075	32,499	888	2,758	101,220
	11. Not Available for Competition	20,733	19,649	10,562	122	2,931	33,264
MODIFICATIONS	12. TOTAL MODIFICATIONS (Excluding Line 3)	3,055					3,069

PART II - SELECTED SOCIOECONOMIC STATISTICS (Includes both new awards and modifications)					
TYPE OF CONTRACTOR			PREFERENCE PROGRAMS		
CATEGORY	Number of Actions (a)	Total net Dollars (b)	CATEGORY	Number of Actions (a)	Total net Dollars (b)
Small Business	69,272	192,102	Small Business Set-Aside	37,152	102,343
Small Disadvantaged Business	4,211	17,497	Small Disadvantaged Business Set-Aside	408	2,083
Women-Owned Small Business	3,440	13,155	8(a) Contract Award	399	2,872
JWOD Nonprofit Agency	77	436			
HBCU/MI	1	12			

Department of Transportation
Actions Reported Individually on SF279
Fiscal Year 1997 Through Fourth Quarter

	Actions	Dollars (000)
TOTAL	18,844	3,633,733
CICA APPLICABILITY		
Pre-CICA	18	8,632
CICA Awards	15,576	2,882,504
Simplified Acquisitions	1,257	48,288
Subject to Statute other than CICA	1,976	693,055
KIND OF CONTRACT ACTION		
Initial Letter Contract	15	4,198
Def. Contract Superseding Letter	8	3,041
New Definitive Contract	1,899	751,325
Simplified Acquisitions	1,041	46,412
Order Under Single Award Indefinite Delivery Contract	4,661	624,458
Order Under BOA	410	8,255
Order /Mod Under GSA Schedule	588	153,227
Order/Mod Under Other Federal Schedule	0	0
Modifications	10,022	2,022,907
Order Under Multiple Awards Contract	185	20,074
Terminations	15	-162
SYNOPSIS OF PROCUREMENT PRIOR TO AWARD		
Synopsized Prior to Award	14,105	2,933,366
Not Synopsized Due to Urgency	518	23,819
Not Synopsized for Other Reason	4,204	675,292

FEDERAL PROCUREMENT DATA SYSTEM
Department of Transportation
Actions Reported Individually on SF279
Fiscal Year 1997 Through Fourth Quarter

	Actions	Dollars (000)
SOLICITATION PROCEDURE		
Full and Open Competition - Sealed Bid	4,054	568,568
Full and Open Competition - Comp Proposal	5,011	1,347,597
Full and Open Competition - Combination	38	5,737
Architect Engineer	1,034	54,197
Basic Research	2	130
Multiple Award Schedule	725	174,511
Alternate Source/Reduced Cost	0	0
Alternate Source/Mobilization	0	0
Alternate Source/Eng R & D	0	0
Set-aside	750	113,728
Other than Full and Open Competition	3,962	618,036
FULL AND OPEN COMPETITION WITH ONLY ONE BIDDER/OFFERER		
AUTHORITY FOR OTHER THAN FULL AND OPEN COMPETITION		
Only One Source	1,429	188,091
- Follow-on Contract	23	11,858
- Utilities (Regulated & Telecommunications)	13	3,269
Unusual & Compelling Urgency	405	18,397
Mobilization/Essential R&D	9	68,598
International Agreement	12	1,941
Authorized by Statute	2,103	340,934
Authorized Resale	1	34
National Security	0	0
Public Interest	1	25
EXTENT COMPETED		
Competed	14,132	2,659,084
Not Available for Competition	2,565	389,270
Follow-on to Competed Action	35	2,273
Not Competed	2,095	581,850
TYPE OF CONTRACT		
Fixed Price	14,833	2,301,396
Cost Reimbursement	2,397	1,039,328
Time and Material	1,224	172,580
Labor Hour	373	119,173
TYPE OF CONTRACTOR		
Small Disadvantaged Business	3,208	497,927
Other Small Business	7,923	1,135,679
Large Business	7,115	1,903,848
JWOD Nonprofit Agency	50	4,326
Educational, Nonprofit & HBCU/MI	256	46,048
State & Local Government	182	35,383
Foreign Contractor	83	8,662
Domestic Contractor Performing Outside US	10	604
WOMAN OWNED BUSINESS		
Small	960	135,923
Other	31	3,888
PREFERENCE PROGRAMS		
Directed JWOD	39	3,886
8 (a) Program	2,384	412,221
Small Disadvantaged Bus Set-Aside	8	1,131
Small Business Set-aside	1,560	189,199
Buy Indian/Self Determination Act	6	717
No Preference Program or Not Listed	14,830	3,025,323
COMMERCIAL ITEM ACQUISITION		
	1,971	256,087
SUBJECT TO LABOR STATUTES		
Wash Healy Act	5,034	514,672
Service Contract Act	4,481	701,992
Davis Bacon Act	3,192	488,177
Not Subject to Above Acts	6,120	1,947,636
PRODUCT OR SERVICE		
Supplies & Equipment	2,466	671,123
ADP Equipment, Purchase and Lease	1,336	330,129
Research & Development	933	166,007
Construction	3,086	439,938
Architect & Engineering	1,312	102,823
Real Property, Purchase & Lease, or Maintenance	16	16,322
ADP Services (includes Installation & Maintenance)	1,044	380,261
Other Services	8,651	1,545,130

FEDERAL PROCUREMENT DATA SYSTEM
Department of the Treasury
Actions Reported in Summary on SF281
Fiscal Year 1997 Through Fourth Quarter

PART I - PRIME CONTRACTS							
	PROCUREMENT METHODS	Number of Actions (a)	NET DOLLAR AMOUNTS (000)				
			Small Business Concerns (b)	Large Business Concerns (c)	Domestic Outside U.S./ Foreign (d)	Other Entities (e)	Total Dollars (f)
NEW AWARDS AND MODIFICATIONS	1. Tariff or Regulated Acquisitions	1				0	
	2. Contracts for Foreign Government or International Organization	0				0	
	3. Simplified Acquisitions	21,273	46,401	12,621	98	787	59,907
	4. Delivery Orders - GSA Schedules Only	5,622	11,366	12,387	7	157	23,917
	5. Delivery Orders- Other Federal Schedules	94	111	253	0	25	389
	6. Delivery Orders - All Other	995	3,203	4,179	147	46	7,575
	7. Other Procurement Methods	584	1,211	494	6	797	2,508
	8. TOTAL NEW AWARDS AND MODIFICATIONS	28,569	62,292	29,934	258	1,812	94,296
COMPETITION	9. Competed	9,163	35,995	13,207	63	492	49,757
	10. Not Competed	6,025	11,195	6,410	30	647	18,282
	11. Not Available for Competition	13,381	15,102	10,317	185	673	26,257
MODIFICATIONS	12. TOTAL MODIFICATIONS (Excluding Line 3)	2,126					-283

PART II - SELECTED SOCIOECONOMIC STATISTICS (Includes both new awards and modifications)					
TYPE OF CONTRACTOR			PREFERENCE PROGRAMS		
CATEGORY	Number of Actions (a)	Total net Dollars (b)	CATEGORY	Number of Actions (a)	Total net Dollars (b)
Small Business	18,662	62,292	Small Business Set-Aside	9,263	36,953
Small Disadvantaged Business	771	5,008	Small Disadvantaged Business Set-Aside	0	0
Women-Owned Small Business	1,187	5,981	8(a) Contract Award	29	403
JWOD Nonprofit Agency	7	8			
HBCU/MI	2	0			

Department of the Treasury
Actions Reported Individually on SF279
Fiscal Year 1997 Through Fourth Quarter

	Actions	Dollars (000)
TOTAL		
CICA APPLICABILITY	10,180	1,544,854
Pre-CICA		
CICA Awards	138	9,356
Simplified Acquisitions	8,707	1,477,497
Subject to Statute other than CICA	719	79,439
KIND OF CONTRACT ACTION	603	277,534
Initial Letter Contract		
Def. Contract Superseding Letter	21	7,259
New Definitive Contract	3	11,606
Simplified Acquisitions	237	181,749
Order Under Single Award Indefinite Delivery Contract	667	79,445
Order Under BOA	5,380	840,551
Order /Mod Under GSA Schedule	218	222,662
Order/Mod Under Other Federal Schedule	827	83,936
Modifications	0	0
Order Under Multiple Awards Contract	2,622	420,114
Terminations	182	18,254
SYNOPSIS OF PROCUREMENT PRIOR TO AWARD	23	-622
Synopsized Prior to Award		
Not Synopsized Due to Urgency	4,469	751,400
Not Synopsized for Other Reason	148	53,758
	5,550	1,038,668

FEDERAL PROCUREMENT DATA SYSTEM
Department of the Treasury
Actions Reported Individually on SF279
Fiscal Year 1997 Through Fourth Quarter

	Actions	Dollars (000)
SELECTION PROCEDURE		
Full and Open Competition - Sealed Bid	617	178,126
Full and Open Competition - Comp Proposal	4,618	771,102
Full and Open Competition - Combination	24	2,786
Architect Engineer	137	10,333
Basic Research	0	0
Multiple Award Schedule	798	80,905
Alternate Source/Reduced Cost	3	190
Alternate Source/Mobilization	0	0
Alternate Source/Eng R & D	0	0
Set-aside	708	61,800
Other than Full and Open Competition	1,802	372,255
FULL AND OPEN COMPETITION WITH ONLY ONE BIDDER/OFFERER	190	45,172
AUTHORITY FOR OTHER THAN FULL AND OPEN COMPETITION		
Only One Source	690	141,174
- Follow-on Contract	23	1,654
- Utilities (Regulated & Telecommunications)	51	18,076
Unusual & Compelling Urgency	149	83,778
Mobilization/Essential R&D	23	2,181
International Agreement	2	90
Authorized by Statute	922	144,004
Authorized Resale	0	0
National Security	16	1,028
Public Interest	0	0
EXTENT COMPETED		
Competed	7,985	1,411,214
Not Available for Competition	1,184	233,284
Follow-on to Competed Action	0	0
Not Competed	998	199,328
TYPE OF CONTRACT		
Fixed Price	9,223	1,523,816
Cost Reimbursement	567	277,574
Time and Material	79	13,932
Labor Hour	298	28,504
TYPE OF CONTRACTOR		
Small Disadvantaged Business	1,179	165,932
Other Small Business	4,241	342,920
Large Business	4,520	1,296,780
JWOD Nonprofit Agency	56	15,096
Educational, Nonprofit & HBCU/MI	34	7,290
State & Local Government	25	2,818
Foreign Contractor	106	12,727
Domestic Contractor Performing Outside US	6	263
WOMAN OWNED BUSINESS		
Small	474	74,334
Other	0	0
PREFERENCE PROGRAMS		
Directed JWOD	46	14,612
8 (a) Program	789	110,965
Small Disadvantaged Bus Set-Aside	0	0
Small Business Set-aside	902	103,062
Buy Indian/Self Determination Act	0	0
No Preference Program or Not Listed	8,430	1,615,187
COMMERCIAL ITEM ACQUISITION	1,200	162,332
SUBJECT TO LABOR STATUTES		
Walsh Healy Act	3,982	513,075
Service Contract Act	1,313	304,849
Davis Bacon Act	133	55,060
Not Subject to Above Acts	4,739	970,842
PRODUCT OR SERVICE		
Supplies & Equipment	2,166	715,219
ADP Equipment, Purchase and Lease	2,756	202,151
Research & Development	3	209
Construction	171	53,282
Architect & Engineering	154	12,206
Real Property, Purchase & Lease, or Maintenance	36	1,243
ADP Services (includes installation & Maintenance)	1,955	468,953
Other Services	2,939	361,691

FEDERAL PROCUREMENT DATA SYSTEM
Department of Veterans Affairs
Actions Reported in Summary on SF281
Fiscal Year 1997 Through Fourth Quarter

PART I - PRIME CONTRACTS							
	PROCUREMENT METHODS	Number of Actions (a)	NET DOLLAR AMOUNTS (000)				Total Dollars (f)
			Small Business Concerns (b)	Large Business Concerns (c)	Domestic Outside U.S./ Foreign (d)	Other Entities (e)	
NEW AWARDS AND MODIFICATIONS	1. Tariff or Regulated Acquisitions	5,545					24,134
	2. Contracts for Foreign Government or International Organization	0					0
	3. Simplified Acquisitions	1,185,377	427,268	289,413	461	40,387	757,529
	4. Delivery Orders - GSA Schedules Only	60,347	56,951	63,643	106	2,220	122,920
	5. Delivery Orders- Other Federal Schedules	417,187	122,622	414,956	43	4,101	541,722
	6. Delivery Orders - All Other	155,856	57,055	67,169	169	8,025	132,418
	7. Other Procurement Methods	18,020	9,913	4,338	16	6,044	20,311
	8. TOTAL NEW AWARDS AND MODIFICATIONS	1,842,332	673,809	839,519	795	80,777	1,598,034
COMPETITION	9. Competed	695,633	330,132	565,782	432	8,067	904,413
	10. Not Competed	61,023	35,909	42,307	80	12,199	90,495
	11. Not Available for Competition	1,085,676	307,768	231,430	283	40,511	578,992
MODIFICATIONS	12. TOTAL MODIFICATIONS (Excluding Line 3)	121					205

PART II - SELECTED SOCIOECONOMIC STATISTICS (Includes both new awards and modifications)					
TYPE OF CONTRACTOR			PREFERENCE PROGRAMS		
CATEGORY	Number of Actions (a)	Total net Dollars (b)	CATEGORY	Number of Actions (a)	Total net Dollars (b)
Small Business	841,522	673,809	Small Business Set-Aside	166,753	196,153
Small Disadvantaged Business	60,786	59,467	Small Disadvantaged Business Set-Aside	0	0
Women-Owned Small Business	123,170	92,156	8(a) Contract Award	5,644	9,718
JWOD Nonprofit Agency	5,416	3,391			
HBCU/MI	5	1			

Department of Veterans Affairs
Actions Reported Individually on SF279
Fiscal Year 1997 Through Fourth Quarter

	Actions	Dollars (000)
TOTAL	26,260	2,822,853
CICA APPLICABILITY		
Pre-CICA	948	130,059
CICA Awards	24,464	2,762,732
Simplified Acquisitions	815	27,490
Subject to Statute other than CICA	5	866
KIND OF CONTRACT ACTION		
Initial Letter Contract	47	7,871
Def. Contract Superseding Letter	8	480
New Definitive Contract	4,415	922,919
Simplified Acquisitions	804	28,949
Order Under Single Award Indefinite Delivery Contract	13,651	875,831
Order Under BOA	1,841	53,187
Order /Mod Under GSA Schedule	1,593	165,916
Order/Mod Under Other Federal Schedule	1,840	556,175
Modifications	861	38,151
Order Under Multiple Awards Contract	1,196	277,664
Terminations	4	290
SYNOPSIS OF PROCUREMENT PRIOR TO AWARD		
Synopsized Prior to Award	11,338	1,888,466
Not Synopsized Due to Urgency	208	10,491
Not Synopsized for Other Reason	14,686	1,022,180

FEDERAL PROCUREMENT DATA SYSTEM
Department of Veterans Affairs
Actions Reported Individually on SF279
Fiscal Year 1997 Through Fourth Quarter

	Actions	Dollars (000)
SOLICITATION PROCEDURE		
Full and Open Competition - Sealed Bid	2,931	407,980
Full and Open Competition - Comp Proposal	5,203	1,136,874
Full and Open Competition - Combination	24	12,583
Architect Engineer	456	32,702
Basic Research	1	125
Multiple Award Schedule	2,908	367,176
Alternate Source/Reduced Cost	7	1,520
Alternate Source/Mobilization	0	0
Alternate Source/Eng R & D	0	0
Set-aside	1,082	113,920
Other than Full and Open Competition	11,852	689,872
FULL AND OPEN COMPETITION WITH ONLY ONE BIDDER/OFFERER	1,404	120,609
AUTHORITY FOR OTHER THAN FULL AND OPEN COMPETITION		
Only One Source	1,226	100,526
- Follow-on Contract	38	3,299
- Utilities (Regulated & Telecommunications)	646	60,889
Unusual & Compelling Urgency	149	8,803
Mobilization/Essential R&D	1	364
International Agreement	0	0
Authorized by Statute	10,464	579,475
Authorized Resale	6	608
National Security	0	0
Public Interest	6	86
EXTENT COMPLETED		
Completed	13,127	2,094,489
Not Available for Competition	12,244	775,165
Follow-on to Completed Action	45	4,212
Not Completed	816	47,281
TYPE OF CONTRACT		
Fixed Price	26,170	2,915,254
Cost Reimbursement	58	5,547
Time and Material	2	174
Labor Hour	2	172
TYPE OF CONTRACTOR		
Small Disadvantaged Business	1,669	386,334
Other Small Business	8,298	649,822
Large Business	13,703	1,727,519
JWOD Nonprofit Agency	82	6,333
Educational, Nonprofit & HBCU/MI	1,340	55,250
State & Local Government	1,106	94,123
Foreign Contractor	6	470
Domestic Contractor Performing Outside US	28	1,296
WOMAN-OWNED BUSINESS		
Small	1,294	174,870
Other	38	1,094
PREFERENCE PROGRAMS		
Directed JWOD	82	6,333
8 (a) Program	976	277,136
Small Disadvantaged Bus Set-Aside	0	0
Small Business Set-aside	997	97,554
Buy Indian/Self Determination Act	1	216
No Preference Program or Not Listed	24,176	2,539,908
COMMERCIAL ITEM ACQUISITION		
SUBJECT TO LABOR STATUTES		
Walsh Healy Act	5,560	1,166,091
Service Contract Act	13,300	547,237
Davis Bacon Act	1,698	542,486
Not Subject to Above Acts	5,674	665,333
PRODUCT OR SERVICE		
Supplies & Equipment	5,762	1,221,269
ADP Equipment, Purchase and Lease	1,319	228,411
Research & Development	21	4,119
Construction	1,605	529,400
Architect & Engineering	449	32,258
Real Property, Purchase & Lease, or Maintenance	245	23,768
ADP Services (includes Installation & Maintenance)	292	94,939
Other Services	16,567	788,689

FEDERAL PROCUREMENT DATA SYSTEM
Agency for International Development
Actions Reported in Summary on SF281
Fiscal Year 1997 Through Fourth Quarter

PART I - PRIME CONTRACTS							
	PROCUREMENT METHODS	Number of Actions (a)	NET DOLLAR AMOUNTS (000)				Total Dollars (f)
			Small Business Concerns (b)	Large Business Concerns (c)	Domestic Outside U.S./ Foreign (d)	Other Entities (e)	
NEW AWARDS AND MODIFICATIONS	1. Tariff or Regulated Acquisitions	0					0
	2. Contracts for Foreign Government or International Organization	0					0
	3. Simplified Acquisitions	2,208	1,689	543	4,629	43	6,904
	4. Delivery Orders - GSA Schedules Only	33	1	258	131	13	403
	5. Delivery Orders - Other Federal Schedules	10	1	86	38	0	125
	6. Delivery Orders - All Other	0	0	0	0	0	0
	7. Other Procurement Methods	165	21	0	637	0	658
	8. TOTAL NEW AWARDS AND MODIFICATIONS	2,416	1,712	887	5,435	56	8,090
COMPETITION	9. Competed	1,120	871	305	3,128	5	4,309
	10. Not Competed	1,011	835	379	2,169	51	3,434
	11. Not Available for Competition	285	6	203	138	0	347
MODIFICATIONS	12. TOTAL MODIFICATIONS (Excluding Line 3)	250					992

PART II - SELECTED SOCIOECONOMIC STATISTICS (Includes both new awards and modifications)					
TYPE OF CONTRACTOR			PREFERENCE PROGRAMS		
CATEGORY	Number of Actions (a)	Total net Dollars (b)	CATEGORY	Number of Actions (a)	Total net Dollars (b)
Small Business	140	1,712	Small Business Set-Aside	25	81
Small Disadvantaged Business	9	75	Small Disadvantaged Business Set-Aside	52	120
Women-Owned Small Business	20	130	8(a) Contract Award	10	66
JWOD Nonprofit Agency	0	0			
HBCU/MI	7	12			

Agency for International Development
Actions Reported Individually on SF279
Fiscal Year 1997 Through Fourth Quarter

	Actions	Dollars (000)
TOTAL	10	26,488
CICA APPLICABILITY		
Pre-CICA	1	3,000
CICA Awards	8	23,487
Simplified Acquisitions	0	0
Subject to Statute other than CICA	1	21
KIND OF CONTRACT ACTION		
Initial Letter Contract	2	8,600
Def. Contract Superseding Letter	0	0
New Definitive Contract	1	2,570
Simplified Acquisitions	0	0
Order Under Single Award Indefinite Delivery Contract	2	1,502
Order Under BOA	0	0
Order /Mod Under GSA Schedule	0	0
Order/Mod Under Other Federal Schedule	0	0
Modifications	5	13,818
Order Under Multiple Awards Contract	0	0
Terminations	0	0
SYNOPSIS OF PROCUREMENT PRIOR TO AWARD		
Synopsized Prior to Award	7	24,450
Not Synopsized Due to Urgency	0	0
Not Synopsized for Other Reason	3	2,038

FEDERAL PROCUREMENT DATA SYSTEM
Agency for International Development
 Actions Reported Individually on SF279
 Fiscal Year 1997 Through Fourth Quarter

	Actions	Dollars (000)
SOLICITATION PROCEDURE		
Full and Open Competition - Sealed Bid	2	2,720
Full and Open Competition - Comp Proposal	5	20,547
Full and Open Competition - Combination	0	0
Architect Engineer	0	0
Basic Research	0	0
Multiple Award Schedule	0	0
Alternate Source/Reduced Cost	0	0
Alternate Source/Mobilization	0	0
Alternate Source/Eng R & D	0	0
Set-aside	1	200
Other than Full and Open Competition	0	0
FULL AND OPEN COMPETITION WITH ONLY ONE BIDDER/OFFERER	1	1,239
AUTHORITY FOR OTHER THAN FULL AND OPEN COMPETITION		
Only One Source	0	0
- Follow-on Contract	0	0
- Utilities (Regulated & Telecommunications)	0	0
Unusual & Compelling Urgency	0	0
Mobilization/Essential R&D	0	0
International Agreement	0	0
Authorized by Statute	0	0
Authorized Resale	0	0
National Security	0	0
Public Interest	0	0
EXTENT COMPLETED		
Completed	10	26,488
Not Available for Competition	0	0
Follow-on to Completed Action	0	0
Not Completed	0	0
TYPE OF CONTRACT		
Fixed Price	3	14,956
Cost Reimbursement	6	11,511
Time and Material	1	21
Labor Hour	0	0
TYPE OF CONTRACTOR		
Small Disadvantaged Business	5	15,177
Other Small Business	0	0
Large Business	2	3,809
JWOD Nonprofit Agency	0	0
Educational, Nonprofit & HBCU/MI	3	7,502
State & Local Government	0	0
Foreign Contractor	0	0
Domestic Contractor Performing Outside US	0	0
WOMAN-OWNED BUSINESS		
Small	1	21
Other	0	0
PREFERENCE PROGRAMS		
Directed JWOD	0	0
8 (a) Program	1	200
Small Disadvantaged Bus Set-Aside	0	0
Small Business Set-aside	0	0
Buy Indian/Self Determination Act	0	0
No Preference Program or Not Listed	9	26,288
COMMERCIAL ITEM ACQUISITION		
	0	0
SUBJECT TO LABOR STATUTES		
Walsh Healy Act	0	0
Service Contract Act	1	1,481
Davis Bacon Act	0	0
Not Subject to Above Acts	9	25,007
PRODUCT OR SERVICE		
Supplies & Equipment	1	21
ADP Equipment, Purchase and Lease	0	0
Research & Development	3	4,439
Construction	3	14,956
Architect & Engineering	0	0
Real Property, Purchase & Lease, or Maintenance	0	0
ADP Services (includes Installation & Maintenance)	0	0
Other Services	3	7,072

FEDERAL PROCUREMENT DATA SYSTEM
American Battle Monuments Commission
 Actions Reported in Summary on SF281
 Fiscal Year 1997 Through Fourth Quarter

PART I - PRIME CONTRACTS							
PROCUREMENT METHODS	Number of Actions (a)	NET DOLLAR AMOUNTS (000)					
		Small Business Concerns (b)	Large Business Concerns (c)	Domestic Outside U.S./ Foreign (d)	Other Entities (e)	Total Dollars (f)	
1. Tariff or Regulated Acquisitions	0					0	
2. Contracts for Foreign Government or International Organization	0					0	
3. Simplified Acquisitions	12,496	0	0	9,745	0	9,745	
4. Delivery Orders - GSA Schedules Only	106	80	67	0	0	147	
5. Delivery Orders - Other Federal Schedules	53	0	0	0	51	51	
6. Delivery Orders - All Other	0	0	0	0	0	0	
7. Other Procurement Methods	2,926	0	0	2,582	0	2,582	
8. TOTAL NEW AWARDS AND MODIFICATIONS	15,583	80	67	12,327	51	12,525	
COMPETITION	9. Competed	1,247	0	0	613	0	613
	10. Not Competed	2,811	10	8	1,844	5	1,867
	11. Not Available for Competition	11,525	70	59	9,870	46	10,045
MODIFICATIONS	12. TOTAL MODIFICATIONS (Excluding Line 3)	0				0	

PART II - SELECTED SOCIOECONOMIC STATISTICS (Includes both new awards and modifications)					
TYPE OF CONTRACTOR			PREFERENCE PROGRAMS		
CATEGORY	Number of Actions (a)	Total net Dollars (b)	CATEGORY	Number of Actions (a)	Total net Dollars (b)
Small Business	16	80	Small Business Set-Aside	0	0
Small Disadvantaged Business	0	0	Small Disadvantaged Business Set-Aside	0	0
Women-Owned Small Business	0	0	8(a) Contract Award	0	0
JWOD Nonprofit Agency	0	0			
HBCU/MI	0	0			

American Battle Monuments Commission
 Actions Reported Individually on SF279
 Fiscal Year 1997 Through Fourth Quarter

	Actions	Dollars (000)
TOTAL	0	0
CICA APPLICABILITY		
Pre-CICA	0	0
CICA Awards	0	0
Simplified Acquisitions	0	0
Subject to Statute other than CICA	0	0
KIND OF CONTRACT ACTION		
Initial Letter Contract	0	0
Def. Contract Superseding Letter	0	0
New Definitive Contract	0	0
Simplified Acquisitions	0	0
Order Under Single Award Indefinite Delivery Contract	0	0
Order Under BOA	0	0
Order /Mod Under GSA Schedule	0	0
Order/Mod Under Other Federal Schedule	0	0
Modifications	0	0
Order Under Multiple Awards Contract	0	0
Terminations	0	0
SYNOPSIS OF PROCUREMENT PRIOR TO AWARD		
Synopsized Prior to Award	0	0
Not Synopsized Due to Urgency	0	0
Not Synopsized for Other Reason	0	0

FEDERAL PROCUREMENT DATA SYSTEM
America Battle Monuments Commission
 Actions Reported Individually on SF279
 Fiscal Year 1997 Through Fourth Quarter

	Actions	Dollars (000)
SOLICITATION PROCEDURE		
Full and Open Competition - Sealed Bid	0	0
Full and Open Competition - Comp Proposal	0	0
Full and Open Competition - Combination	0	0
Architect Engineer	0	0
Basic Research	0	0
Multiple Award Schedule	0	0
Alternate Source/Reduced Cost	0	0
Alternate Source/Mobilization	0	0
Alternate Source/Eng R & D	0	0
Set-aside	0	0
Other than Full and Open Competition	0	0
FULL AND OPEN COMPETITION WITH ONLY ONE BIDDER/OFFERER	0	0
AUTHORITY FOR OTHER THAN FULL AND OPEN COMPETITION		
Only One Source	0	0
- Follow-on Contract	0	0
- Utilities (Regulated & Telecommunications)	0	0
Unusual & Compelling Urgency	0	0
Mobilization/Essential R&D	0	0
International Agreement	0	0
Authorized by Statute	0	0
Authorized Resale	0	0
National Security	0	0
Public Interest	0	0
EXTENT COMPETED		
Competed	0	0
Not Available for Competition	0	0
Follow-on to Competed Action	0	0
Not Competed	0	0
TYPE OF CONTRACT		
Fixed Price	0	0
Cost Reimbursement	0	0
Time and Material	0	0
Labor Hour	0	0
TYPE OF CONTRACTOR		
Small Disadvantaged Business	0	0
Other Small Business	0	0
Large Business	0	0
JWOD Nonprofit Agency	0	0
Educational, Nonprofit & HBCU/MI	0	0
State & Local Government	0	0
Foreign Contractor	0	0
Domestic Contractor Performing Outside US	0	0
WOMAN-OWNED BUSINESS		
Small	0	0
Other	0	0
PREFERENCE PROGRAMS		
Directed JWOD	0	0
8 (a) Program	0	0
Small Disadvantaged Bus Set-Aside	0	0
Small Business Set-aside	0	0
Buy Indian/Self Determination Act	0	0
No Preference Program or Not Listed	0	0
COMMERCIAL ITEM ACQUISITION		
SUBJECT TO LABOR STATUES		
Walsh Healy Act	0	0
Service Contract Act	0	0
Davis Bacon Act	0	0
Not Subject to Above Acts	0	0
PRODUCT OR SERVICE		
Supplies & Equipment	0	0
ADP Equipment, Purchase and Lease	0	0
Research & Development	0	0
Construction	0	0
Architect & Engineering	0	0
Real Property, Purchase & Lease, or Maintenance	0	0
ADP Services (includes Installation & Maintenance)	0	0
Other Services	0	0

FEDERAL PROCUREMENT DATA SYSTEM
Board for International Broadcasting
Actions Reported in Summary on SF281
Fiscal Year 1997 Through Fourth Quarter

PART I - PRIME CONTRACTS							
	PROCUREMENT METHODS	Number of Actions (a)	NET DOLLAR AMOUNTS (000)				Total Dollars (f)
			Small Business Concerns (b)	Large Business Concerns (c)	Domestic Outside U.S./ Foreign (d)	Other Entities (e)	
NEW AWARDS AND MODIFICATIONS	1. Tariff or Regulated Acquisitions	0					0
	2. Contracts for Foreign Government or International Organization	0					0
	3. Simplified Acquisitions	0	0	0	0	0	0
	4. Delivery Orders - GSA Schedules Only	0	0	0	0	0	0
	5. Delivery Orders- Other Federal Schedules	0	0	0	0	0	0
	6. Delivery Orders - All Other	0	0	0	0	0	0
	7. Other Procurement Methods	0	0	0	0	0	0
	8. TOTAL NEW AWARDS AND MODIFICATIONS	0	0	0	0	0	0
COMPETITION	9. Competed	0	0	0	0	0	0
	10. Not Competed	0	0	0	0	0	0
	11. Not Available for Competition	0	0	0	0	0	0
MODIFICATIONS	12. TOTAL MODIFICATIONS (Excluding Line 3)	0					0

PART II - SELECTED SOCIOECONOMIC STATISTICS (Includes both new awards and modifications)					
TYPE OF CONTRACTOR			PREFERENCE PROGRAMS		
CATEGORY	Number of Actions (a)	Total net Dollars (b)	CATEGORY	Number of Actions (a)	Total net Dollars (b)
Small Business	0	0	Small Business Set-Aside	0	0
Small Disadvantaged Business	0	0	Small Disadvantaged Business Set-Aside	0	0
Women-Owned Small Business	0	0	8(a) Contract Award	0	0
JWOD Nonprofit Agency	0	0			
HBCU/MI	0	0			

Board for International Broadcasting
Actions Reported Individually on SF279
Fiscal Year 1997 Through Fourth Quarter

	Actions	Dollars (000)
TOTAL	0	0
CICA APPLICABILITY		
Pre-CICA	0	0
CICA Awards	0	0
Simplified Acquisitions	0	0
Subject to Statute other than CICA	0	0
KIND OF CONTRACT ACTION		
Initial Letter Contract	0	0
Def. Contract Superseding Letter	0	0
New Definitive Contract	0	0
Simplified Acquisitions	0	0
Order Under Single Award Indefinite Delivery Contract	0	0
Order Under BOA	0	0
Order /Mod Under GSA Schedule	0	0
Order/Mod Under Other Federal Schedule	0	0
Modifications	0	0
Order Under Multiple Awards Contract	0	0
Terminations	0	0
SYNOPSIS OF PROCUREMENT PRIOR TO AWARD		
Synopsized Prior to Award	0	0
Not Synopsized Due to Urgency	0	0
Not Synopsized for Other Reason	0	0

FEDERAL PROCUREMENT DATA SYSTEM
Board for International Broadcasting
 Actions Reported Individually on SF279
 Fiscal Year 1997 Through Fourth Quarter

	Actions	Dollars (000)
SOLICITATION PROCEDURE		
Full and Open Competition - Sealed Bid	0	0
Full and Open Competition - Comp Proposal	0	0
Full and Open Competition - Combination	0	0
Architect Engineer	0	0
Basic Research	0	0
Multiple Award Schedule	0	0
Alternate Source/Reduced Cost	0	0
Alternate Source/Mobilization	0	0
Alternate Source/Eng R & D	0	0
Set-aside	0	0
Other than Full and Open Competition	0	0
FULL AND OPEN COMPETITION WITH ONLY ONE BIDDER/OFFERER	0	0
AUTHORITY FOR OTHER THAN FULL AND OPEN COMPETITION		
Only One Source	0	0
- Follow-on Contract	0	0
- Utilities (Regulated & Telecommunications)	0	0
Unusual & Compelling Urgency	0	0
Mobilization/Essential R&D	0	0
International Agreement	0	0
Authorized by Statute	0	0
Authorized Resale	0	0
National Security	0	0
Public Interest	0	0
EXTENT COMPLETED		
Completed	0	0
Not Available for Competition	0	0
Follow-on to Completed Action	0	0
Not Completed	0	0
TYPE OF CONTRACT		
Fixed Price	0	0
Cost Reimbursement	0	0
Time and Material	0	0
Labor Hour	0	0
TYPE OF CONTRACTOR		
Small Disadvantaged Business	0	0
Other Small Business	0	0
Large Business	0	0
JWOD Nonprofit Agency	0	0
Educational, Nonprofit & HBCU/MI	0	0
State & Local Government	0	0
Foreign Contractor	0	0
Domestic Contractor Performing Outside US	0	0
WOMAN-OWNED BUSINESS		
Small	0	0
Other	0	0
PREFERENCE PROGRAMS		
Directed JWOD	0	0
8 (a) Program	0	0
Small Disadvantaged Bus Set-Aside	0	0
Small Business Set-aside	0	0
Buy Indian/Self Determination Act	0	0
No Preference Program or Not Listed	0	0
COMMERCIAL ITEM ACQUISITION		
SUBJECT TO LABOR STATUTES		
Walsh Healy Act	0	0
Service Contract Act	0	0
Davis Bacon Act	0	0
Not Subject to Above Acts	0	0
PRODUCT OR SERVICE		
Supplies & Equipment	0	0
ADP Equipment, Purchase and Lease	0	0
Research & Development	0	0
Construction	0	0
Architect & Engineering	0	0
Real Property, Purchase & Lease, or Maintenance	0	0
ADP Services (includes Installation & Maintenance)	0	0
Other Services	0	0

FEDERAL PROCUREMENT DATA SYSTEM
Commission on Civil Rights
Actions Reported in Summary on SF281
Fiscal Year 1997 Through Fourth Quarter

PART I - PRIME CONTRACTS							
	PROCUREMENT METHODS	Number of Actions (a)	NET DOLLAR AMOUNTS (000)				Total Dollars (f)
			Small Business Concerns (b)	Large Business Concerns (c)	Domestic Outside U.S./ Foreign (d)	Other Entities (e)	
NEW AWARDS AND MODIFICATIONS	1. Tariff or Regulated Acquisitions	0					0
	2. Contracts for Foreign Government or International Organization	0					0
	3. Simplified Acquisitions	350	139	91	0	0	230
	4. Delivery Orders - GSA Schedules Only	21	0	45	0	0	45
	5. Delivery Orders- Other Federal Schedules	0	0	0	0	0	0
	6. Delivery Orders - All Other	0	0	0	0	0	0
	7. Other Procurement Methods	3	0	0	0	5	5
	8. TOTAL NEW AWARDS AND MODIFICATIONS	374	139	136	0	5	280
COMPETITION	9. Competed	305	108	125	0	0	233
	10. Not Competed	66	31	11	0	0	42
	11. Not Available for Competition	3	0	0	0	5	5
MODIFICATIONS	12. TOTAL MODIFICATIONS (Excluding Line 3)	0					0

PART II - SELECTED SOCIOECONOMIC STATISTICS (Includes both new awards and modifications)					
TYPE OF CONTRACTOR			PREFERENCE PROGRAMS		
CATEGORY	Number of Actions (a)	Total net Dollars (b)	CATEGORY	Number of Actions (a)	Total net Dollars (b)
Small Business	144	139	Small Business Set-Aside	0	0
Small Disadvantaged Business	0	0	Small Disadvantaged Business Set-Aside	0	0
Women-Owned Small Business	7	27	8(a) Contract Award	0	0
JWOD Nonprofit Agency	0	0			
HBCU/MI	0	0			

Commission on Civil Rights
Actions Reported Individually on SF279
Fiscal Year 1997 Through Fourth Quarter

	Actions	Dollars (000)
TOTAL	0	0
CICA APPLICABILITY		
Pre-CICA	0	0
CICA Awards	0	0
Simplified Acquisitions	0	0
Subject to Statute other than CICA	0	0
KIND OF CONTRACT ACTION		
Initial Letter Contract	0	0
Def. Contract Superseding Letter	0	0
New Definitive Contract	0	0
Simplified Acquisitions	0	0
Order Under Single Award Indefinite Delivery Contract	0	0
Order Under BOA	0	0
Order /Mod Under GSA Schedule	0	0
Order/Mod Under Other Federal Schedule	0	0
Modifications	0	0
Order Under Multiple Awards Contract	0	0
Terminations	0	0
SYNOPSIS OF PROCUREMENT PRIOR TO AWARD		
Synopsized Prior to Award	0	0
Not Synopsized Due to Urgency	0	0
Not Synopsized for Other Reason	0	0

FEDERAL PROCUREMENT DATA SYSTEM
Commission on Civil Rights
 Actions Reported Individually on SF279
 Fiscal Year 1997 Through Fourth Quarter

	Actions	Dollars (000)
SOLICITATION PROCEDURE		
Full and Open Competition - Sealed Bid	0	0
Full and Open Competition - Comp Proposal	0	0
Full and Open Competition - Combination	0	0
Architect Engineer	0	0
Basic Research	0	0
Multiple Award Schedule	0	0
Alternate Source/Reduced Cost	0	0
Alternate Source/Mobilization	0	0
Alternate Source/Eng R & D	0	0
Set-aside	0	0
Other than Full and Open Competition	0	0
FULL AND OPEN COMPETITION WITH ONLY ONE BIDDER/OFFERER		
AUTHORITY FOR OTHER THAN FULL AND OPEN COMPETITION		
Only One Source	0	0
- Follow-on Contract	0	0
- Utilities (Regulated & Telecommunications)	0	0
Unusual & Compelling Urgency	0	0
Mobilization/Essential R&D	0	0
International Agreement	0	0
Authorized by Statute	0	0
Authorized Resale	0	0
National Security	0	0
Public Interest	0	0
EXTENT COMPETED		
Competed	0	0
Not Available for Competition	0	0
Follow-on to Competed Action	0	0
Not Competed	0	0
TYPE OF CONTRACT		
Fixed Price	0	0
Cost Reimbursement	0	0
Time and Material	0	0
Labor Hour	0	0
TYPE OF CONTRACTOR		
Small Disadvantaged Business	0	0
Other Small Business	0	0
Large Business	0	0
JWOD Nonprofit Agency	0	0
Educational, Nonprofit & HBCU/MI	0	0
State & Local Government	0	0
Foreign Contractor	0	0
Domestic Contractor Performing Outside US	0	0
WOMAN-OWNED BUSINESS		
Small	0	0
Other	0	0
PREFERENCE PROGRAMS		
Directed JWOD	0	0
& (a) Program	0	0
Small Disadvantaged Bus Set-Aside	0	0
Small Business Set-aside	0	0
Buy Indian/Self Determination Act	0	0
No Preference Program or Not Listed	0	0
COMMERCIAL ITEM ACQUISITION		
SUBJECT TO LABOR STATUES		
Walsh Healy Act	0	0
Service Contract Act	0	0
Davis Bacon Act	0	0
Not Subject to Above Acts	0	0
PRODUCT OR SERVICE		
Supplies & Equipment	0	0
ADP Equipment, Purchase and Lease	0	0
Research & Development	0	0
Construction	0	0
Architect & Engineering	0	0
Real Property, Purchase & Lease, or Maintenance	0	0
ADP Services (includes Installation & Maintenance)	0	0
Other Services	0	0

FEDERAL PROCUREMENT DATA SYSTEM
Commodity Futures Trading Commission
Actions Reported in Summary on SF281
Fiscal Year 1997 Through Fourth Quarter

PART I - PRIME CONTRACTS							
	PROCUREMENT METHODS	Number of Actions (a)	NET DOLLAR AMOUNTS (000)				Total Dollars (f)
			Small Business Concerns (b)	Large Business Concerns (c)	Domestic Outside U.S./ Foreign (d)	Other Entities (e)	
NEW AWARDS AND MODIFICATIONS	1. Tariff or Regulated Acquisitions	15					45
	2. Contracts for Foreign Government or International Organization	0					0
	3. Simplified Acquisitions	980	681	570	0	0	1,251
	4. Delivery Orders - GSA Schedules Only	241	323	489	0	0	812
	5. Delivery Orders- Other Federal Schedules	0	0	0	0	0	0
	6. Delivery Orders - All Other	136	87	175	0	0	262
	7. Other Procurement Methods	0	0	0	0	0	0
	8. TOTAL NEW AWARDS AND MODIFICATIONS	1,372	1,091	1,234	0	0	2,370
COMPETITION	9. Competed	333	591	631	0	0	1,222
	10. Not Competed	87	183	320	0	0	503
	11. Not Available for Competition	952	317	283	0	0	600
MODIFICATIONS	12. TOTAL MODIFICATIONS (Excluding Line 3)	97					54

PART II - SELECTED SOCIOECONOMIC STATISTICS (Includes both new awards and modifications)					
TYPE OF CONTRACTOR			PREFERENCE PROGRAMS		
CATEGORY	Number of Actions (a)	Total net Dollars (b)	CATEGORY	Number of Actions (a)	Total net Dollars (b)
Small Business	696	1,091	Small Business Set-Aside	0	0
Small Disadvantaged Business	22	49	Small Disadvantaged Business Set-Aside	0	0
Women-Owned Small Business	233	252	8(a) Contract Award	0	0
JWOD Nonprofit Agency	0	0			
HBCU/MI	0	0			

Commodity Futures Trading Commission
Actions Reported Individually on SF279
Fiscal Year 1997 Through Fourth Quarter

	Actions	Dollars (000)
TOTAL	55	8,359
CICA APPLICABILITY		
Pre-CICA	0	0
CICA Awards	52	8,255
Simplified Acquisitions	3	104
Subject to Statute other than CICA	0	0
KIND OF CONTRACT ACTION		
Initial Letter Contract	0	0
Def. Contract Superseding Letter	0	0
New Definitive Contract	15	7,078
Simplified Acquisitions	3	104
Order Under Single Award Indefinite Delivery Contract	0	0
Order Under BOA	0	0
Order /Mod Under GSA Schedule	29	1,376
Order/Mod Under Other Federal Schedule	0	0
Modifications	8	-199
Order Under Multiple Awards Contract	0	0
Terminations	0	0
SYNOPSIS OF PROCUREMENT PRIOR TO AWARD		
Synopsized Prior to Award	46	7,701
Not Synopsized Due to Urgency	0	0
Not Synopsized for Other Reason	9	658

FEDERAL PROCUREMENT DATA SYSTEM
Commodity Futures Trading Commission
 Actions Reported Individually on SF279
 Fiscal Year 1997 Through Fourth Quarter

	Actions	Dollars (000)
SOLICITATION PROCEDURE		
Full and Open Competition - Sealed Bid	0	0
Full and Open Competition - Comp Proposal	15	6,095
Full and Open Competition - Combination	0	0
Architect Engineer	0	0
Basic Research	0	0
Multiple Award Schedule	27	1,345
Alternate Source/Reduced Cost	0	0
Alternate Source/Mobilization	0	0
Alternate Source/Eng R & D	0	0
Set-aside	0	0
Other than Full and Open Competition	10	815
FULL AND OPEN COMPETITION WITH ONLY ONE BIDDER/OFFERER	2	207
AUTHORITY FOR OTHER THAN FULL AND OPEN COMPETITION		
Only One Source	9	403
- Follow-on Contract	0	0
- Utilities (Regulated & Telecommunications)	3	49
Unusual & Compelling Urgency	0	0
Mobilization/Essential R&D	0	0
International Agreement	0	0
Authorized by Statute	1	412
Authorized Resale	0	0
National Security	0	0
Public Interest	0	0
EXTENT COMPETED		
Competed	43	7,490
Not Available for Competition	5	561
Follow-on to Competed Action	0	0
Not Competed	7	308
TYPE OF CONTRACT		
Fixed Price	53	7,897
Cost Reimbursement	0	0
Time and Material	1	412
Labor Hour	1	50
TYPE OF CONTRACTOR		
Small Disadvantaged Business	2	440
Other Small Business	4	226
Large Business	49	7,693
JWOD Nonprofit Agency	0	0
Educational, Nonprofit & HBCU/MI	0	0
State & Local Government	0	0
Foreign Contractor	0	0
Domestic Contractor Performing Outside US	0	0
WOMAN-OWNED BUSINESS		
Small	2	440
Other	0	0
PREFERENCE PROGRAMS		
Directed JWOD	0	0
8 (a) Program	1	412
Small Disadvantaged Bus Set-Aside	0	0
Small Business Set-aside	0	0
Buy Indian/Self Determination Act	0	0
No Preference Program or Not Listed	54	7,947
COMMERCIAL ITEM ACQUISITION	25	6,593
SUBJECT TO LABOR STATUES		
Walsh Healy Act	27	1,345
Service Contract Act	2	31
Davis Bacon Act	2	49
Not Subject to Above Acts	24	6,934
PRODUCT OR SERVICE		
Supplies & Equipment	13	643
ADP Equipment, Purchase and Lease	14	809
Research & Development	0	0
Construction	2	49
Architect & Engineering	1	28
Real Property, Purchase & Lease, or Maintenance	9	5,808
ADP Services (includes Installation & Maintenance)	5	668
Other Services	11	354

FEDERAL PROCUREMENT DATA SYSTEM
Consumer Product Safety Commission
Actions Reported in Summary on SF281
Fiscal Year 1997 Through Fourth Quarter

PART I - PRIME CONTRACTS							
	PROCUREMENT METHODS	Number of Actions (a)	NET DOLLAR AMOUNTS (000)				Total Dollars (f)
			Small Business Concerns (b)	Large Business Concerns (c)	Domestic Outside U.S./ Foreign (d)	Other Entities (e)	
NEW AWARDS AND MODIFICATIONS	1. Tariff or Regulated Acquisitions	0					0
	2. Contracts for Foreign Government or International Organization	0					0
	3. Simplified Acquisitions	687	747	480	0	410	1,637
	4. Delivery Orders - GSA Schedules Only	65	133	269	0	0	402
	5. Delivery Orders- Other Federal Schedules	0	0	0	0	0	0
	6. Delivery Orders - All Other	3	0	26	0	0	26
	7. Other Procurement Methods	1	0	1	0	0	1
	8. TOTAL NEW AWARDS AND MODIFICATIONS	756	880	776	0	410	2,066
COMPETITION	9. Competed	121	480	371	0	0	851
	10. Not Competed	387	281	404	0	0	685
	11. Not Available for Competition	248	119	1	0	410	530
MODIFICATIONS	12. TOTAL MODIFICATIONS (Excluding Line 3)	4					17

PART II - SELECTED SOCIOECONOMIC STATISTICS (Includes both new awards and modifications)					
TYPE OF CONTRACTOR			PREFERENCE PROGRAMS		
CATEGORY	Number of Actions (a)	Total net Dollars (b)	CATEGORY	Number of Actions (a)	Total net Dollars (b)
Small Business	278	880	Small Business Set-Aside	247	738
Small Disadvantaged Business	39	98	Small Disadvantaged Business Set-Aside	12	22
Women-Owned Small Business	57	140	8(a) Contract Award	0	0
JWOD Nonprofit Agency	0	0			
HBCU/MI	0	0			

Consumer Product Safety Commission
Actions Reported Individually on SF279
Fiscal Year 1997 Through Fourth Quarter

	Actions	Dollars (000)
TOTAL	48	1,646
CICA APPLICABILITY		
Pre-CICA	0	0
CICA Awards	36	1,170
Simplified Acquisitions	12	476
Subject to Statute other than CICA	0	0
KIND OF CONTRACT ACTION		
Initial Letter Contract	0	0
Def. Contract Superseding Letter	0	0
New Definitive Contract	2	149
Simplified Acquisitions	9	363
Order Under Single Award Indefinite Delivery Contract	2	354
Order Under BOA	0	0
Order /Mod Under GSA Schedule	4	160
Order/Mod Under Other Federal Schedule	0	0
Modifications	29	546
Order Under Multiple Awards Contract	2	74
Terminations	0	0
SYNOPSIS OF PROCUREMENT PRIOR TO AWARD		
Synopsized Prior to Award	21	835
Not Synopsized Due to Urgency	0	0
Not Synopsized for Other Reason	27	811

FEDERAL PROCUREMENT DATA SYSTEM
Consumer Product Safety Commission
Actions Reported Individually on SF279
Fiscal Year 1997 Through Fourth Quarter

	Actions	Dollars (000)
SELECTION PROCEDURE		
Full and Open Competition - Sealed Bid	0	0
Full and Open Competition - Comp Proposal	12	714
Full and Open Competition - Combination	0	0
Architect Engineer	0	0
Basic Research	0	0
Multiple Award Schedule	4	160
Alternate Source/Reduced Cost	1	-6
Alternate Source/Mobilization	0	0
Alternate Source/Eng R & D	0	0
Set-aside	1	43
Other than Full and Open Competition	18	259
FULL AND OPEN COMPETITION WITH ONLY ONE BIDDER/OFFERER	3	396
AUTHORITY FOR OTHER THAN FULL AND OPEN COMPETITION		
Only One Source	7	70
- Follow-on Contract	0	0
- Utilities (Regulated & Telecommunications)	0	0
Unusual & Compelling Urgency	0	0
Mobilization/Essential R&D	0	0
International Agreement	0	0
Authorized by Statute	11	189
Authorized Resale	0	0
National Security	0	0
Public Interest	0	0
EXTENT COMPLETED		
Completed	25	1,209
Not Available for Competition	17	142
Follow-on to Completed Action	0	0
Not Completed	6	295
TYPE OF CONTRACT		
Fixed Price	41	1,347
Cost Reimbursement	0	0
Time and Material	0	0
Labor Hour	7	299
TYPE OF CONTRACTOR		
Small Disadvantaged Business	10	156
Other Small Business	15	498
Large Business	14	895
JWOD Nonprofit Agency	2	27
Educational, Nonprofit & HBCU/MI	7	70
State & Local Government	0	0
Foreign Contractor	0	0
Domestic Contractor Performing Outside US	0	0
WOMAN OWNED BUSINESS		
Small	6	75
Other	0	0
PREFERENCE PROGRAMS		
Directed JWOD	2	27
8 (a) Program	8	27
Small Disadvantaged Bus Set-Aside	2	129
Small Business Set-aside	8	256
Buy Indian/Self Determination Act	0	0
No Preference Program or Not Listed	28	1,207
COMMERCIAL ITEM ACQUISITION		
	3	120
SUBJECT TO LABOR STATUTES		
Walsh Healy Act	4	160
Service Contract Act	9	307
Davis Bacon Act	0	0
Not Subject to Above Acts	35	1,179
PRODUCT OR SERVICE		
Supplies & Equipment	1	40
ADP Equipment, Purchase and Lease	8	573
Research & Development	0	0
Construction	0	0
Architect & Engineering	0	0
Real Property, Purchase & Lease, or Maintenance	1	26
ADP Services (includes Installation & Maintenance)	4	93
Other Services	34	914

FEDERAL PROCUREMENT DATA SYSTEM
Corporation For National And Community Service
 Actions Reported in Summary on SF281
 Fiscal Year 1997 Through Fourth Quarter

PART I - PRIME CONTRACTS							
	PROCUREMENT METHODS	Number of Actions (a)	NET DOLLAR AMOUNTS (000)				Total Dollars (f)
			Small Business Concerns (b)	Large Business Concerns (c)	Domestic Outside U.S./ Foreign (d)	Other Entities (e)	
NEW AWARDS AND MODIFICATIONS	1. Tariff or Regulated Acquisitions	0					0
	2. Contracts for Foreign Government or International Organization	0					0
	3. Simplified Acquisitions	1,393	1,592	1,768	0	39	3,399
	4. Delivery Orders - GSA Schedules Only	149	100	523	0	0	623
	5. Delivery Orders- Other Federal Schedules	0	0	0	0	0	0
	6. Delivery Orders - All Other	0	0	0	0	0	0
	7. Other Procurement Methods	0	0	0	0	0	0
	8. TOTAL NEW AWARDS AND MODIFICATIONS	1,542	1,692	2,291	0	39	4,022
COMPETITION	9. Competed	258	871	717	0	0	1,588
	10. Not Competed	841	658	1,043	0	5	1,706
	11. Not Available for Competition	443	163	531	0	34	728
MODIFICATIONS	12. TOTAL MODIFICATIONS (Excluding Line 3)	0					0

PART II - SELECTED SOCIOECONOMIC STATISTICS (Includes both new awards and modifications)					
TYPE OF CONTRACTOR			PREFERENCE PROGRAMS		
CATEGORY	Number of Actions (a)	Total net Dollars (b)	CATEGORY	Number of Actions (a)	Total net Dollars (b)
Small Business	294	1,692	Small Business Set-Aside	0	0
Small Disadvantaged Business	0	0	Small Disadvantaged Business Set-Aside	2	1
Women-Owned Small Business	32	164	8(a) Contract Award	0	0
JWOD Nonprofit Agency	0	0			
HBCU/M	0	0			

Corporation For National And Community Service
 Actions Reported Individually on SF279
 Fiscal Year 1997 Through Fourth Quarter

	Actions	Dollars (000)
TOTAL	2	806
CICA APPLICABILITY		
Pre-CICA	0	0
CICA Awards	2	806
Simplified Acquisitions	0	0
Subject to Statute other than CICA	0	0
KIND OF CONTRACT ACTION		
Initial Letter Contract	0	0
Def. Contract Superseding Letter	1	306
New Definitive Contract	1	500
Simplified Acquisitions	0	0
Order Under Single Award Indefinite Delivery Contract	0	0
Order Under BOA	0	0
Order /Mod Under GSA Schedule	0	0
Order/Mod Under Other Federal Schedule	0	0
Modifications	0	0
Order Under Multiple Awards Contract	0	0
Terminations	0	0
SYNOPSIS OF PROCUREMENT PRIOR TO AWARD		
Synopsized Prior to Award	0	0
Not Synopsized Due to Urgency	0	0
Not Synopsized for Other Reason	2	806

FEDERAL PROCUREMENT DATA SYSTEM
Corporation For National And Community Service
 Actions Reported Individually on SF279
 Fiscal Year 1997 Through Fourth Quarter

	Actions	Dollars (000)
SOLICITATION PROCEDURE		
Full and Open Competition - Sealed Bid	0	0
Full and Open Competition - Comp Proposal	0	0
Full and Open Competition - Combination	0	0
Architect Engineer	0	0
Basic Research	0	0
Multiple Award Schedule	0	0
Alternate Source/Reduced Cost	0	0
Alternate Source/Mobilization	0	0
Alternate Source/Eng R & D	0	0
Set-aside	0	0
Other than Full and Open Competition	2	806
FULL AND OPEN COMPETITION WITH ONLY ONE BIDDER/OFFERER	0	0
AUTHORITY FOR OTHER THAN FULL AND OPEN COMPETITION		
Only One Source	0	0
- Follow-on Contract	0	0
- Utilities (Regulated & Telecommunications)	0	0
Unusual & Compelling Urgency	0	0
Mobilization/Essential R&D	0	0
International Agreement	0	0
Authorized by Statute	2	806
Authorized Resale	0	0
National Security	0	0
Public Interest	0	0
EXTENT COMPETED		
Competed	0	0
Not Available for Competition	2	806
Follow-on to Competed Action	0	0
Not Competed	0	0
TYPE OF CONTRACT		
Fixed Price	0	0
Cost Reimbursement	1	500
Time and Material	0	0
Labor Hour	1	306
TYPE OF CONTRACTOR		
Small Disadvantaged Business	1	306
Other Small Business	0	0
Large Business	0	0
JWOD Nonprofit Agency	0	0
Educational, Nonprofit & HBCU/MI	1	500
State & Local Government	0	0
Foreign Contractor	0	0
Domestic Contractor Performing Outside US	0	0
WOMAN OWNED BUSINESS		
Small	0	0
Other	0	0
PREFERENCE PROGRAMS		
Directed JWOD	0	0
8 (a) Program	1	306
Small Disadvantaged Bus Set-Aside	0	0
Small Business Set-aside	0	0
Buy Indian/Self Determination Act	0	0
No Preference Program or Not Listed	1	500
COMMERCIAL ITEM ACQUISITION		
	0	0
SUBJECT TO LABOR STATUTES		
Walsh Healy Act	0	0
Service Contract Act	1	306
Davis Bacon Act	0	0
Not Subject to Above Acts	1	500
PRODUCT OR SERVICE		
Supplies & Equipment	0	0
ADP Equipment, Purchase and Lease	0	0
Research & Development	0	0
Construction	1	306
Architect & Engineering	0	0
Real Property, Purchase & Lease, or Maintenance	0	0
ADP Services (includes Installation & Maintenance)	0	0
Other Services	1	500

FEDERAL PROCUREMENT DATA SYSTEM
Defense Nuclear Facilities Safety Board
 Actions Reported in Summary on SF281
 Fiscal Year 1997 Through Fourth Quarter

PART I - PRIME CONTRACTS						
	PROCUREMENT METHODS	Number of Actions (a)	NET DOLLAR AMOUNTS (000)			
			Small Business Concerns (b)	Large Business Concerns (c)	Domestic Outside U.S./ Foreign (d)	Other Entities (e)
NEW AWARDS AND MODIFICATIONS	1. Tariff or Regulated Acquisitions	0				0
	2. Contracts for Foreign Government or International Organization	0				0
	3. Simplified Acquisitions	86	175	42	0	217
	4. Delivery Orders - GSA Schedules Only	2	0	6	0	6
	5. Delivery Orders- Other Federal Schedules	0	0	0	0	0
	6. Delivery Orders - All Other	0	0	0	0	0
	7. Other Procurement Methods	0	0	0	0	0
	8. TOTAL NEW AWARDS AND MODIFICATIONS	88	175	48	0	223
COMPETITION	9. Competed	21	72	40	0	112
	10. Not Competed	10	63	0	0	63
	11. Not Available for Competition	57	40	8	0	48
MODIFICATIONS	12. TOTAL MODIFICATIONS (Excluding Line 3)	0				0

PART II - SELECTED SOCIOECONOMIC STATISTICS (Includes both new awards and modifications)					
TYPE OF CONTRACTOR			PREFERENCE PROGRAMS		
CATEGORY	Number of Actions (a)	Total net Dollars (b)	CATEGORY	Number of Actions (a)	Total net Dollars (b)
Small Business	47	175	Small Business Set-Aside	60	175
Small Disadvantaged Business	7	11	Small Disadvantaged Business Set-Aside	0	0
Women-Owned Small Business	4	32	8(a) Contract Award	0	0
JWOD Nonprofit Agency	0	0			
HBCU/MI	0	0			

Defense Nuclear Facilities Safety Board
 Actions Reported Individually on SF279
 Fiscal Year 1997 Through Fourth Quarter

	Actions	Dollars (000)
TOTAL	1	40
CICA APPLICABILITY		
Pre-CICA	0	0
CICA Awards	1	40
Simplified Acquisitions	0	0
Subject to Statute other than CICA	0	0
KIND OF CONTRACT ACTION		
Initial Letter Contract	0	0
Def. Contract Superseding Letter	0	0
New Definitive Contract	1	40
Simplified Acquisitions	0	0
Order Under Single Award Indefinite Delivery Contract	0	0
Order Under BOA	0	0
Order /Mod Under GSA Schedule	0	0
Order/Mod Under Other Federal Schedule	0	0
Modifications	0	0
Order Under Multiple Awards Contract	0	0
Terminations	0	0
SYNOPSIS OF PROCUREMENT PRIOR TO AWARD		
Synopsized Prior to Award	0	0
Not Synopsized Due to Urgency	0	0
Not Synopsized for Other Reason	1	40

FEDERAL PROCUREMENT DATA SYSTEM
Defense Nuclear Facilities Safety Board
Actions Reported Individually on SF279
Fiscal Year 1997 Through Fourth Quarter

	Actions	Dollars (000)
SOLICITATION PROCEDURE		
Full and Open Competition - Sealed Bid	0	0
Full and Open Competition - Comp Proposal	0	0
Full and Open Competition - Combination	0	0
Architect Engineer	0	0
Basic Research	0	0
Multiple Award Schedule	0	0
Alternate Source/Reduced Cost	0	0
Alternate Source/Mobilization	0	0
Alternate Source/Eng R & D	0	0
Set-aside	0	0
Other than Full and Open Competition	1	40
FULL AND OPEN COMPETITION WITH ONLY ONE BIDDER/OFFERER	0	0
AUTHORITY FOR OTHER THAN FULL AND OPEN COMPETITION		
Only One Source	0	0
- Follow-on Contract	0	0
- Utilities (Regulated & Telecommunications)	0	0
Unusual & Compelling Urgency	0	0
Mobilization/Essential R&D	0	0
International Agreement	0	0
Authorized by Statute	1	40
Authorized Resale	0	0
National Security	0	0
Public Interest	0	0
EXTENT COMPLETED		
Competed	0	0
Not Available for Competition	0	0
Follow-on to Completed Action	0	0
Not Completed	1	40
TYPE OF CONTRACT		
Fixed Price	0	0
Cost Reimbursement	0	0
Time and Material	1	40
Labor Hour	0	0
TYPE OF CONTRACTOR		
Small Disadvantaged Business	0	0
Other Small Business	1	40
Large Business	0	0
JWOD Nonprofit Agency	0	0
Educational, Nonprofit & HBCU/MI	0	0
State & Local Government	0	0
Foreign Contractor	0	0
Domestic Contractor Performing Outside US	0	0
WOMAN-OWNED BUSINESS		
Small	0	0
Other	0	0
PREFERENCE PROGRAMS		
Directed JWOD	0	0
8 (a) Program	0	0
Small Disadvantaged Bus Set-Aside	0	0
Small Business Set-aside	0	0
Buy Indian/Self Determination Act	0	0
No Preference Program or Not Listed	1	40
COMMERCIAL ITEM ACQUISITION		
	0	0
SUBJECT TO LABOR STATUTES		
Walsh Healy Act	0	0
Service Contract Act	0	0
Davis Bacon Act	0	0
Not Subject to Above Acts	1	40
PRODUCT OR SERVICE		
Supplies & Equipment	0	0
ADP Equipment, Purchase and Lease	0	0
Research & Development	0	0
Construction	0	0
Architect & Engineering	0	0
Real Property, Purchase & Lease, or Maintenance	0	0
ADP Services (includes Installation & Maintenance)	0	0
Other Services	1	40

FEDERAL PROCUREMENT DATA SYSTEM
Environmental Protection Agency
 Actions Reported in Summary on SF281
 Fiscal Year 1997 Through Fourth Quarter

PART I - PRIME CONTRACTS							
	PROCUREMENT METHODS	Number of Actions (a)	NET DOLLAR AMOUNTS (000)				Total Dollars (f)
			Small Business Concerns (b)	Large Business Concerns (c)	Domestic Outside U.S./ Foreign (d)	Other Entities (e)	
NEW AWARDS AND MODIFICATIONS	1. Tariff or Regulated Acquisitions	0					0
	2. Contracts for Foreign Government or International Organization	6					123
	3. Simplified Acquisitions	20,717	34,809	18,356	193	9,779	63,137
	4. Delivery Orders - GSA Schedules Only	2,474	9,487	34,312	0	248	44,047
	5. Delivery Orders- Other Federal Schedules	845	483	1,488	0	2,285	4,256
	6. Delivery Orders - All Other	0	0	0	0	0	0
	7. Other Procurement Methods	0	0	0	0	0	0
	8. TOTAL NEW AWARDS AND MODIFICATIONS	24,042	44,779	54,156	193	12,312	111,563
COMPETITION	9. Competed	5,226	24,164	41,957	19	3,252	69,392
	10. Not Competed	18,810	20,615	12,199	174	9,060	42,048
	11. Not Available for Competition	6	0	0	0	0	0
MODIFICATIONS	12. TOTAL MODIFICATIONS (Excluding Line 3)	0					0

PART II - SELECTED SOCIOECONOMIC STATISTICS (Includes both new awards and modifications)					
TYPE OF CONTRACTOR			PREFERENCE PROGRAMS		
CATEGORY	Number of Actions (a)	Total net Dollars (b)	CATEGORY	Number of Actions (a)	Total net Dollars (b)
Small Business	11,594	44,779	Small Business Set-Aside	8,058	25,773
Small Disadvantaged Business	1,012	7,136	Small Disadvantaged Business Set-Aside	870	4,824
Women-Owned Small Business	699	3,501	8(a) Contract Award	33	646
JWOD Nonprofit Agency	0	0			
HBCU/MI	0	0			

Environmental Protection Agency
 Actions Reported Individually on SF279
 Fiscal Year 1997 Through Fourth Quarter

	Actions	Dollars (000)
TOTAL	4,051	909,369
CICA APPLICABILITY		
Pre-CICA	3	171
CICA Awards	3,453	829,341
Simplified Acquisitions	0	0
Subject to Statute other than CICA	595	79,857
KIND OF CONTRACT ACTION		
Initial Letter Contract	0	0
Def. Contract Superseding Letter	10	4,396
New Definitive Contract	176	48,306
Simplified Acquisitions	0	0
Order Under Single Award Indefinite Delivery Contract	1,835	257,344
Order Under BOA	0	0
Order /Mod Under GSA Schedule	0	0
Order/Mod Under Other Federal Schedule	0	0
Modifications	2,230	599,323
Order Under Multiple Awards Contract	0	0
Terminations	0	0
SYNOPSIS OF PROCUREMENT PRIOR TO AWARD		
Synopsized Prior to Award	4,051	909,369
Not Synopsized Due to Urgency	0	0
Not Synopsized for Other Reason	0	0

FEDERAL PROCUREMENT DATA SYSTEM
Environmental Protection Agency
Actions Reported Individually on SF279
Fiscal Year 1997 Through Fourth Quarter

	Actions	Dollars (000)
SOLICITATION PROCEDURE		
Full and Open Competition - Sealed Bid	109	8,548
Full and Open Competition - Comp Proposal	2,133	543,390
Full and Open Competition - Combination	30	9,718
Architect Engineer	458	167,268
Basic Research	0	0
Multiple Award Schedule	0	0
Alternate Source/Reduced Cost	0	0
Alternate Source/Mobilization	0	0
Alternate Source/Eng R & D	0	0
Set-aside	230	26,551
Other than Full and Open Competition	493	73,866
FULL AND OPEN COMPETITION WITH ONLY ONE BIDDER/OFFERER	0	0
AUTHORITY FOR OTHER THAN FULL AND OPEN COMPETITION		
Only One Source	364	57,629
- Follow-on Contract	131	25,398
- Utilities (Regulated & Telecommunications)	5	807
Unusual & Compelling Urgency	20	6,577
Mobilization/Essential R&D	0	0
International Agreement	0	0
Authorized by Statute	109	9,660
Authorized Resale	0	0
National Security	0	0
Public Interest	0	0
EXTENT COMPLETED		
Completed	3,571	839,464
Not Available for Competition	281	30,929
Follow-on to Completed Action	128	25,169
Not Completed	71	13,807
TYPE OF CONTRACT		
Fixed Price	771	69,170
Cost Reimbursement	2,779	749,401
Time and Material	491	90,549
Labor Hour	10	249
TYPE OF CONTRACTOR		
Small Disadvantaged Business	501	51,786
Other Small Business	837	126,139
Large Business	2,460	697,492
JWOD Nonprofit Agency	2	1,131
Educational, Nonprofit & HBCU/MI	229	26,170
State & Local Government	22	6,651
Foreign Contractor	0	0
Domestic Contractor Performing Outside US	0	0
WOMAN OWNED BUSINESS		
Small	144	16,836
Other	0	0
PREFERENCE PROGRAMS		
Directed JWOD	2	1,131
8 (a) Program	281	30,929
Small Disadvantaged Bus Set-Aside	0	0
Small Business Set-aside	342	39,190
Buy Indian/Self Determination Act	0	0
No Preference Program or Not Listed	3,426	838,119
COMMERCIAL ITEM ACQUISITION		
	0	0
SUBJECT TO LABOR STATUTES		
Walsh Healy Act	93	11,831
Service Contract Act	1,258	326,183
Davis Bacon Act	421	127,894
Not Subject to Above Acts	2,279	443,461
PRODUCT OR SERVICE		
Supplies & Equipment	14	3,242
ADP Equipment, Purchase and Lease	298	21,003
Research & Development	189	36,739
Construction	91	12,461
Architect & Engineering	340	101,889
Real Property, Purchase & Lease, or Maintenance	6	1,589
ADP Services (includes Installation & Maintenance)	171	69,554
Other Services	2,942	662,892

FEDERAL PROCUREMENT DATA SYSTEM
Equal Employment Opportunity Commission
Actions Reported in Summary on SF281
Fiscal Year 1997 Through Fourth Quarter

PART I - PRIME CONTRACTS							
	PROCUREMENT METHODS	Number of Actions (a)	NET DOLLAR AMOUNTS (000)				Total Dollars (f)
			Small Business Concerns (b)	Large Business Concerns (c)	Domestic Outside U.S./ Foreign (d)	Other Entities (e)	
NEW AWARDS AND MODIFICATIONS	1. Tariff or Regulated Acquisitions	0					0
	2. Contracts for Foreign Government or International Organization	0					0
	3. Simplified Acquisitions	4,876	2,703	1,318	0	0	4,021
	4. Delivery Orders - GSA Schedules Only	1,047	295	1,945	0	0	2,240
	5. Delivery Orders- Other Federal Schedules	31	0	8	0	11	19
	6. Delivery Orders - All Other	0	0	0	0	0	0
	7. Other Procurement Methods	15	0	0	0	39	39
	8. TOTAL NEW AWARDS AND MODIFICATIONS	5,969	2,998	3,271	0	50	6,319
COMPETITION	9. Competed	708	1,193	874	0	0	2,067
	10. Not Competed	694	361	442	0	4	807
	11. Not Available for Competition	4,567	1,444	1,955	0	46	3,445
MODIFICATIONS	12. TOTAL MODIFICATIONS (Excluding Line 3)	274					-213

PART II - SELECTED SOCIOECONOMIC STATISTICS (Includes both new awards and modifications)					
TYPE OF CONTRACTOR			PREFERENCE PROGRAMS		
CATEGORY	Number of Actions (a)	Total net Dollars (b)	CATEGORY	Number of Actions (a)	Total net Dollars (b)
Small Business	3,732	2,998	Small Business Set-Aside	0	0
Small Disadvantaged Business	97	236	Small Disadvantaged Business Set-Aside	0	0
Women-Owned Small Business	310	284	8(a) Contract Award	0	0
JWOD Nonprofit Agency	0	0			
HBCU/MI	0	0			

Equal Employment Opportunity Commission
Actions Reported Individually on SF279
Fiscal Year 1997 Through Fourth Quarter

	Actions	Dollars (000)
TOTAL	431	34,525
CICA APPLICABILITY		
Pre-CICA	0	0
CICA Awards	428	34,411
Simplified Acquisitions	3	114
Subject to Statute other than CICA	0	0
KIND OF CONTRACT ACTION		
Initial Letter Contract	0	0
Def. Contract Superseding Letter	1	-14
New Definitive Contract	118	6,036
Simplified Acquisitions	3	114
Order Under Single Award Indefinite Delivery Contract	0	0
Order Under BOA	0	0
Order /Mod Under GSA Schedule	37	4,242
Order/Mod Under Other Federal Schedule	0	0
Modifications	272	24,147
Order Under Multiple Awards Contract	0	0
Terminations	0	0
SYNOPSIS OF PROCUREMENT PRIOR TO AWARD		
Synopsized Prior to Award	58	5,975
Not Synopsized Due to Urgency	23	-48
Not Synopsized for Other Reason	350	28,598

FEDERAL PROCUREMENT DATA SYSTEM
Equal Employment Opportunity Commission
 Actions Reported Individually on SF279
 Fiscal Year 1997 Through Fourth Quarter

	Actions	Dollars (000)
SOLICITATION PROCEDURE		
Full and Open Competition - Sealed Bid	0	0
Full and Open Competition - Comp Proposal	28	2,065
Full and Open Competition - Combination	0	0
Architect Engineer	0	0
Basic Research	0	0
Multiple Award Schedule	37	4,242
Alternate Source/Reduced Cost	0	0
Alternate Source/Mobilization	0	0
Alternate Source/Eng R & D	0	0
Set-aside	3	365
Other than Full and Open Competition	360	27,739
FULL AND OPEN COMPETITION WITH ONLY ONE BIDDER/OFFERER	12	619
AUTHORITY FOR OTHER THAN FULL AND OPEN COMPETITION		
Only One Source	5	-71
- Follow-on Contract	0	0
- Utilities (Regulated & Telecommunications)	0	0
Unusual & Compelling Urgency	33	282
Mobilization/Essential R&D	9	222
International Agreement	0	0
Authorized by Statute	313	27,306
Authorized Resale	0	0
National Security	0	0
Public Interest	0	0
EXTENT COMPLETED		
Completed	83	6,787
Not Available for Competition	313	27,306
Follow-on to Completed Action	0	0
Not Completed	35	432
TYPE OF CONTRACT		
Fixed Price	373	33,410
Cost Reimbursement	0	0
Time and Material	55	1,196
Labor Hour	3	-81
TYPE OF CONTRACTOR		
Small Disadvantaged Business	17	1,096
Other Small Business	52	1,045
Large Business	49	4,900
JWOD Nonprofit Agency	0	0
Educational, Nonprofit & HBCU/MI	2	198
State & Local Government	311	27,286
Foreign Contractor	0	0
Domestic Contractor Performing Outside US	0	0
WOMAN-OWNED BUSINESS		
Small	9	459
Other	0	0
PREFERENCE PROGRAMS		
Directed JWOD	0	0
8 (a) Program	8	446
Small Disadvantaged Bus Set-Aside	4	228
Small Business Set-aside	1	72
Buy Indian/Self Determination Act	0	0
No Preference Program or Not Listed	418	33,779
COMMERCIAL ITEM ACQUISITION	3	171
SUBJECT TO LABOR STATUTES		
Walsh Healy Act	37	4,242
Service Contract Act	24	1,765
Davis Bacon Act	0	0
Not Subject to Above Acts	370	28,518
PRODUCT OR SERVICE		
Supplies & Equipment	17	1,233
ADP Equipment, Purchase and Lease	23	3,407
Research & Development	0	0
Construction	0	0
Architect & Engineering	0	0
Real Property, Purchase & Lease, or Maintenance	5	153
ADP Services (includes Installation & Maintenance)	20	491
Other Services	366	29,241

FEDERAL PROCUREMENT DATA SYSTEM
Federal Communications Commission
 Actions Reported in Summary on SF281
 Fiscal Year 1997 Through Fourth Quarter

PART I - PRIME CONTRACTS						
	PROCUREMENT METHODS	Number of Actions (a)	NET DOLLAR AMOUNTS (000)			
			Small Business Concerns (b)	Large Business Concerns (c)	Domestic Outside U.S./ Foreign (d)	Other Entities (e)
NEW AWARDS AND MODIFICATIONS	1. Tariff or Regulated Acquisitions	3				21
	2. Contracts for Foreign Government or International Organization	2				5
	3. Simplified Acquisitions	748	2,539	232	0	2,771
	4. Delivery Orders - GSA Schedules Only	168	862	257	0	1,119
	5. Delivery Orders- Other Federal Schedules	5	7	19	0	26
	6. Delivery Orders - All Other	44	339	75	0	414
	7. Other Procurement Methods	32	167	8	0	175
	8. TOTAL NEW AWARDS AND MODIFICATIONS	1,002	3,914	591	0	4,531
COMPETITION	9. Competed	178	1,460	173	0	1,633
	10. Not Competed	751	1,978	337	0	2,316
	11. Not Available for Competition	73	475	81	0	556
MODIFICATIONS	12. TOTAL MODIFICATIONS (Excluding Line 3)	27				147

PART II - SELECTED SOCIOECONOMIC STATISTICS (Includes both new awards and modifications)					
TYPE OF CONTRACTOR			PREFERENCE PROGRAMS		
CATEGORY	Number of Actions (a)	Total net Dollars (b)	CATEGORY	Number of Actions (a)	Total net Dollars (b)
Small Business	909	3,914	Small Business Set-Aside	330	1,146
Small Disadvantaged Business	29	206	Small Disadvantaged Business Set-Aside	327	1,303
Women-Owned Small Business	13	113	8(a) Contract Award	11	67
JWOD Nonprofit Agency	0	0			
HBCU/MI	0	0			

Federal Communications Commission
 Actions Reported Individually on SF279
 Fiscal Year 1997 Through Fourth Quarter

	Actions	Dollars (000)
TOTAL	1	-8
CICA APPLICABILITY		
Pre-CICA	0	0
CICA Awards	1	-8
Simplified Acquisitions	0	0
Subject to Statute other than CICA	0	0
KIND OF CONTRACT ACTION		
Initial Letter Contract	0	0
Def. Contract Superseding Letter	0	0
New Definitive Contract	0	0
Simplified Acquisitions	0	0
Order Under Single Award Indefinite Delivery Contract	0	0
Order Under BOA	0	0
Order /Mod Under GSA Schedule	0	0
Order/Mod Under Other Federal Schedule	0	0
Modifications	1	-8
Order Under Multiple Awards Contract	0	0
Terminations	0	0
SYNOPSIS OF PROCUREMENT PRIOR TO AWARD		
Synopsized Prior to Award	0	0
Not Synopsized Due to Urgency	0	0
Not Synopsized for Other Reason	1	-8

FEDERAL PROCUREMENT DATA SYSTEM
Federal Communications Commission
 Actions Reported Individually on SF279
 Fiscal Year 1997 Through Fourth Quarter

	Actions	Dollars (000)
SOLICITATION PROCEDURE		
Full and Open Competition - Sealed Bid	0	0
Full and Open Competition - Comp Proposal	0	0
Full and Open Competition - Combination	0	0
Architect Engineer	0	0
Basic Research	0	0
Multiple Award Schedule	0	0
Alternate Source/Reduced Cost	0	0
Alternate Source/Mobilization	0	0
Alternate Source/Eng R & D	0	0
Set-aside	0	0
Other than Full and Open Competition	1	-8
FULL AND OPEN COMPETITION WITH ONLY ONE BIDDER/OFFERER	0	0
AUTHORITY FOR OTHER THAN FULL AND OPEN COMPETITION		
Only One Source	0	0
- Follow-on Contract	0	0
- Utilities (Regulated & Telecommunications)	0	0
Unusual & Compelling Urgency	0	0
Mobilization/Essential R&D	0	0
International Agreement	0	0
Authorized by Statute	1	-8
Authorized Resale	0	0
National Security	0	0
Public Interest	0	0
EXTENT COMPETED		
Competed	0	0
Not Available for Competition	1	-8
Follow-on to Competed Action	0	0
Not Competed	0	0
TYPE OF CONTRACT		
Fixed Price	0	0
Cost Reimbursement	0	0
Time and Material	1	-8
Labor Hour	0	0
TYPE OF CONTRACTOR		
Small Disadvantaged Business	1	-8
Other Small Business	0	0
Large Business	0	0
JWOD Nonprofit Agency	0	0
Educational, Nonprofit & HBCU/MI	0	0
State & Local Government	0	0
Foreign Contractor	0	0
Domestic Contractor Performing Outside US	0	0
WOMAN-OWNED BUSINESS		
Small	0	0
Other	0	0
PREFERENCE PROGRAMS		
Directed JWOD	0	0
8 (a) Program	1	-8
Small Disadvantaged Bus Set-Aside	0	0
Small Business Set-aside	0	0
Buy Indian/Self Determination Act	0	0
No Preference Program or Not Listed	0	0
COMMERCIAL ITEM ACQUISITION		
SUBJECT TO LABOR STATUTES		
Walsh Healy Act	0	0
Service Contract Act	1	-8
Davis Bacon Act	0	0
Not Subject to Above Acts	0	0
PRODUCT OR SERVICE		
Supplies & Equipment	0	0
ADP Equipment, Purchase and Lease	0	0
Research & Development	0	0
Construction	0	0
Architect & Engineering	0	0
Real Property, Purchase & Lease, or Maintenance	0	0
ADP Services (includes Installation & Maintenance)	1	-8
Other Services	0	0

**FEDERAL PROCUREMENT DATA SYSTEM
Federal Election Commission
Actions Reported in Summary on SF281
Fiscal Year 1997 Through Fourth Quarter**

PART I - PRIME CONTRACTS							
	PROCUREMENT METHODS	Number of Actions (a)	NET DOLLAR AMOUNTS (000)				Total Dollars (f)
			Small Business Concerns (b)	Large Business Concerns (c)	Domestic Outside U.S./ Foreign (d)	Other Entities (e)	
NEW AWARDS AND MODIFICATIONS	1. Tariff or Regulated Acquisitions	9					2
	2. Contracts for Foreign Government or International Organization	0					0
	3. Simplified Acquisitions	1,702	1,020	468	0	52	1,540
	4. Delivery Orders - GSA Schedules Only	412	8	377	0	0	385
	5. Delivery Orders- Other Federal Schedules	0	0	0	0	0	0
	6. Delivery Orders - All Other	9	107	0	0	0	107
	7. Other Procurement Methods	0	0	0	0	0	0
	8. TOTAL NEW AWARDS AND MODIFICATIONS	2,132	1,135	845	0	52	2,034
COMPETITION	9. Competed	512	555	447	0	0	1,002
	10. Not Competed	9	0	2	0	0	2
	11. Not Available for Competition	1,611	580	396	0	52	1,028
MODIFICATIONS	12. TOTAL MODIFICATIONS (Excluding Line 3)	0					0

PART II - SELECTED SOCIOECONOMIC STATISTICS (Includes both new awards and modifications)					
TYPE OF CONTRACTOR			PREFERENCE PROGRAMS		
CATEGORY	Number of Actions (a)	Total net Dollars (b)	CATEGORY	Number of Actions (a)	Total net Dollars (b)
Small Business	1,210	1,135	Small Business Set-Aside	0	0
Small Disadvantaged Business	6	2	Small Disadvantaged Business Set-Aside	0	0
Women-Owned Small Business	137	88	8(a) Contract Award	0	0
JWOD Nonprofit Agency	14	7			
HBCU/MI	0	0			

**Federal Election Commission
Actions Reported Individually on SF279
Fiscal Year 1997 Through Fourth Quarter**

	Actions	Dollars (000)
TOTAL	26	2,743
CICA APPLICABILITY		
Pre-CICA	0	0
CICA Awards	25	2,673
Simplified Acquisitions	1	70
Subject to Statute other than CICA	0	0
KIND OF CONTRACT ACTION		
Initial Letter Contract	0	0
Def. Contract Superseding Letter	0	0
New Definitive Contract	3	857
Simplified Acquisitions	1	70
Order Under Single Award Indefinite Delivery Contract	10	512
Order Under BOA	0	0
Order /Mod Under GSA Schedule	12	1,304
Order/Mod Under Other Federal Schedule	0	0
Modifications	0	0
Order Under Multiple Awards Contract	0	0
Terminations	0	0
SYNOPSIS OF PROCUREMENT PRIOR TO AWARD		
Synopsized Prior to Award	25	2,673
Not Synopsized Due to Urgency	0	0
Not Synopsized for Other Reason	1	70

FEDERAL PROCUREMENT DATA SYSTEM
Federal Election Commission
Actions Reported Individually on SF279
Fiscal Year 1997 Through Fourth Quarter

	Actions	Dollars (000)
SOLICITATION PROCEDURE		
Full and Open Competition - Sealed Bid	0	0
Full and Open Competition - Comp Proposal	13	1,369
Full and Open Competition - Combination	0	0
Architect Engineer	0	0
Basic Research	0	0
Multiple Award Schedule	12	1,304
Alternate Source/Reduced Cost	0	0
Alternate Source/Mobilization	0	0
Alternate Source/Eng R & D	0	0
Set-aside	0	0
Other than Full and Open Competition	0	0
FULL AND OPEN COMPETITION WITH ONLY ONE BIDDER/OFFERER	10	512
AUTHORITY FOR OTHER THAN FULL AND OPEN COMPETITION		
Only One Source	0	0
- Follow-on Contract	0	0
- Utilities (Regulated & Telecommunications)	0	0
Unusual & Compelling Urgency	0	0
Mobilization/Essential R&D	0	0
International Agreement	0	0
Authorized by Statute	0	0
Authorized Resale	0	0
National Security	0	0
Public Interest	0	0
EXTENT COMPETED		
Competed	25	2,673
Not Available for Competition	1	70
Follow-on to Competed Action	0	0
Not Competed	0	0
TYPE OF CONTRACT		
Fixed Price	26	2,743
Cost Reimbursement	0	0
Time and Material	0	0
Labor Hour	0	0
TYPE OF CONTRACTOR		
Small Disadvantaged Business	0	0
Other Small Business	10	1,549
Large Business	16	1,194
JWOD Nonprofit Agency	0	0
Educational, Nonprofit & HBCU/MI	0	0
State & Local Government	0	0
Foreign Contractor	0	0
Domestic Contractor Performing Outside US	0	0
WOMAN-OWNED BUSINESS		
Small	1	44
Other	0	0
PREFERENCE PROGRAMS		
Directed JWOD	0	0
8 (a) Program	0	0
Small Disadvantaged Bus Set-Aside	0	0
Small Business Set-aside	0	0
Buy Indian/Self Determination Act	0	0
No Preference Program or Not Listed	26	2,743
COMMERCIAL ITEM ACQUISITION	4	588
SUBJECT TO LABOR STATUTES		
Walsh Healy Act	8	584
Service Contract Act	1	160
Davis Bacon Act	0	0
Not Subject to Above Acts	17	1,999
PRODUCT OR SERVICE		
Supplies & Equipment	0	0
ADP Equipment, Purchase and Lease	7	486
Research & Development	0	0
Construction	0	0
Architect & Engineering	1	356
Real Property, Purchase & Lease, or Maintenance	0	0
ADP Services (includes Installation & Maintenance)	14	1,212
Other Services	4	669

FEDERAL PROCUREMENT DATA SYSTEM
Federal Emergency Management Agency
 Actions Reported in Summary on SF281
 Fiscal Year 1997 Through Fourth Quarter

PART I - PRIME CONTRACTS							
NEW AWARDS AND MODIFICATIONS	PROCUREMENT METHODS	Number of Actions (a)	NET DOLLAR AMOUNTS (000)				Total Dollars (f)
			Small Business Concerns (b)	Large Business Concerns (c)	Domestic Outside U.S./ Foreign (d)	Other Entities (e)	
	1. Tariff or Regulated Acquisitions	3					45
	2. Contracts for Foreign Government or International Organization	1					3
	3. Simplified Acquisitions	530	2,031	328	0	220	2,579
	4. Delivery Orders - GSA Schedules Only	75	307	235	0	0	542
	5. Delivery Orders- Other Federal Schedules	12	105	20	0	0	125
	6. Delivery Orders - All Other	1	0	0	0	6	6
	7. Other Procurement Methods	51	164	121	0	0	285
	8. TOTAL NEW AWARDS AND MODIFICATIONS	673	2,607	704	0	226	3,565
COMPETITION	9. Competed	426	1,618	323	0	24	1,965
	10. Not Competed	162	669	286	0	119	1,074
	11. Not Available for Competition	85	320	95	0	83	498
MODIFICATIONS	12. TOTAL MODIFICATIONS (Excluding Line 3)	126					221

PART II - SELECTED SOCIOECONOMIC STATISTICS (Includes both new awards and modifications)					
TYPE OF CONTRACTOR			PREFERENCE PROGRAMS		
CATEGORY	Number of Actions (a)	Total net Dollars (b)	CATEGORY	Number of Actions (a)	Total net Dollars (b)
Small Business	549	2,607	Small Business Set-Aside	472	2,071
Small Disadvantaged Business	24	191	Small Disadvantaged Business Set-Aside	8	36
Women-Owned Small Business	26	113	8(a) Contract Award	3	48
JWOD Nonprofit Agency	5	33			
HBCU/MI	2	23			

Federal Emergency Management Agency
 Actions Reported Individually on SF279
 Fiscal Year 1997 Through Fourth Quarter

	Actions	Dollars (000)
TOTAL	1,322	264,366
CICA APPLICABILITY		
Pre-CICA	0	0
CICA Awards	1,255	260,677
Simplified Acquisitions	65	3,631
Subject to Statute other than CICA	2	58
KIND OF CONTRACT ACTION		
Initial Letter Contract	0	0
Def. Contract Superseding Letter	0	0
New Definitive Contract	63	17,984
Simplified Acquisitions	59	3,478
Order Under Single Award indefinite Delivery Contract	543	94,247
Order Under BOA	0	0
Order /Mod Under GSA Schedule	130	25,393
Order/Mod Under Other Federal Schedule	0	0
Modifications	527	123,284
Order Under Multiple Awards Contract	0	0
Terminations	0	0
SYNOPSIS OF PROCUREMENT PRIOR TO AWARD		
Synopsized Prior to Award	977	164,600
Not Synopsized Due to Urgency	105	21,638
Not Synopsized for Other Reason	240	78,128

FEDERAL PROCUREMENT DATA SYSTEM
Federal Emergency Management Agency
 Actions Reported Individually on SF279
 Fiscal Year 1997 Through Fourth Quarter

SOLICITATION PROCEDURE	Actions	Dollars (000)
Full and Open Competition - Sealed Bid	24	1,843
Full and Open Competition - Comp Proposal	225	63,715
Full and Open Competition - Combination	1	387
Architect Engineer	537	69,716
Basic Research	0	0
Multiple Award Schedule	125	25,218
Alternate Source/Reduced Cost	2	12
Alternate Source/Mobilization	0	0
Alternate Source/Eng R & D	0	0
Set-aside	59	8,303
Other than Full and Open Competition	282	91,483
FULL AND OPEN COMPETITION WITH ONLY ONE BIDDER/OFFERER	8	375
AUTHORITY FOR OTHER THAN FULL AND OPEN COMPETITION		
Only One Source	67	24,945
- Follow-on Contract	1	12
- Utilities (Regulated & Telecommunications)	18	1,805
Unusual & Compelling Urgency	86	20,579
Mobilization/Essential R&D	0	0
International Agreement	4	308
Authorized by Statute	95	9,461
Authorized Resale	0	0
National Security	30	36,190
Public Interest	0	0
EXTENT COMPETED		
Competed	1,057	193,892
Not Available for Competition	121	10,893
Follow-on to Competed Action	1	12
Not Competed	143	59,569
TYPE OF CONTRACT		
Fixed Price	581	115,449
Cost Reimbursement	318	109,959
Time and Material	391	34,094
Labor Hour	32	4,864
TYPE OF CONTRACTOR		
Small Disadvantaged Business	166	26,329
Other Small Business	248	25,615
Large Business	879	208,330
JWOD Nonprofit Agency	0	0
Educational, Nonprofit & HBCU/MI	18	3,862
State & Local Government	6	62
Foreign Contractor	0	0
Domestic Contractor Performing Outside US	5	168
WOMAN-OWNED BUSINESS		
Small	63	6,853
Other	0	0
PREFERENCE PROGRAMS		
Directed JWOD	0	0
8 (a) Program	105	11,017
Small Disadvantaged Bus Set-Aside	1	180
Small Business Set-aside	193	17,971
Buy Indian/Self Determination Act	0	0
No Preference Program or Not Listed	1,023	235,198
COMMERCIAL ITEM ACQUISITION	92	22,179
SUBJECT TO LABOR STATUTES		
Walsh Healy Act	118	24,167
Service Contract Act	150	45,901
Davis Bacon Act	28	1,484
Not Subject to Above Acts	1,026	192,814
PRODUCT OR SERVICE		
Supplies & Equipment	72	17,356
ADP Equipment, Purchase and Lease	90	23,198
Research & Development	1	100
Construction	72	4,597
Architect & Engineering	293	37,288
Real Property, Purchase & Lease, or Maintenance	18	1,075
ADP Services (includes Installation & Maintenance)	133	30,543
Other Services	643	150,209

FEDERAL PROCUREMENT DATA SYSTEM
Federal Energy Regulatory Commission
 Actions Reported in Summary on SF281
 Fiscal Year 1997 Through Fourth Quarter

PART I - PRIME CONTRACTS						
	PROCUREMENT METHODS	Number of Actions (a)	NET DOLLAR AMOUNTS (000)			
			Small Business Concerns (b)	Large Business Concerns (c)	Domestic Outside U.S./ Foreign (d)	Other Entities (e)
NEW AWARDS AND MODIFICATIONS	1. Tariff or Regulated Acquisitions	2				2
	2. Contracts for Foreign Government or International Organization	1				0
	3. Simplified Acquisitions	137	609	289	0	898
	4. Delivery Orders - GSA Schedules Only	47	193	228	0	421
	5. Delivery Orders- Other Federal Schedules	1	0	16	0	16
	6. Delivery Orders - All Other	2	0	7	0	7
	7. Other Procurement Methods	0	0	0	0	0
	8. TOTAL NEW AWARDS AND MODIFICATIONS	190	802	540	0	1,344
COMPETITION	9. Competed	80	533	231	0	764
	10. Not Competed	71	211	287	0	498
	11. Not Available for Competition	39	58	22	0	80
MODIFICATIONS	12. TOTAL MODIFICATIONS (Excluding Line 3)	21				41

PART II - SELECTED SOCIOECONOMIC STATISTICS (Includes both new awards and modifications)					
TYPE OF CONTRACTOR			PREFERENCE PROGRAMS		
CATEGORY	Number of Actions (a)	Total net Dollars (b)	CATEGORY	Number of Actions (a)	Total net Dollars (b)
Small Business	179	802	Small Business Set-Aside	52	368
Small Disadvantaged Business	1	22	Small Disadvantaged Business Set-Aside	0	0
Women-Owned Small Business	1	4	8(a) Contract Award	0	0
JWOD Nonprofit Agency	0	0			
HBCU/MI	0	0			

Federal Energy Regulatory Commission
 Actions Reported Individually on SF279
 Fiscal Year 1997 Through Fourth Quarter

	Actions	Dollars (000)
TOTAL	75	14,933
CICA APPLICABILITY		
Pre-CICA	3	-145
CICA Awards	66	14,795
Simplified Acquisitions	1	25
Subject to Statute other than CICA	5	258
KIND OF CONTRACT ACTION		
Initial Letter Contract	0	0
Def. Contract Superseding Letter	1	377
New Definitive Contract	3	896
Simplified Acquisitions	1	25
Order Under Single Award Indefinite Delivery Contract	5	1,879
Order Under BOA	1	202
Order /Mod Under GSA Schedule	17	2,098
Order/Mod Under Other Federal Schedule	0	0
Modifications	47	9,456
Order Under Multiple Awards Contract	0	0
Terminations	0	0
SYNOPSIS OF PROCUREMENT PRIOR TO AWARD		
Synopsized Prior to Award	45	11,414
Not Synopsized Due to Urgency	0	0
Not Synopsized for Other Reason	30	3,519

FEDERAL PROCUREMENT DATA SYSTEM
Federal Energy Regulatory Commission
Actions Reported Individually on SF279
Fiscal Year 1997 Through Fourth Quarter

	Actions	Dollars (000)
SOLICITATION PROCEDURE		
Full and Open Competition - Sealed Bid	0	0
Full and Open Competition - Comp Proposal	18	7,400
Full and Open Competition - Combination	0	0
Architect Engineer	0	0
Basic Research	0	0
Multiple Award Schedule	16	2,048
Alternate Source/Reduced Cost	0	0
Alternate Source/Mobilization	0	0
Alternate Source/Eng R & D	0	0
Set-aside	11	1,222
Other than Full and Open Competition	21	4,125
FULL AND OPEN COMPETITION WITH ONLY ONE BIDDER/OFFERER	2	169
AUTHORITY FOR OTHER THAN FULL AND OPEN COMPETITION		
Only One Source	12	2,168
- Follow-on Contract	0	0
- Utilities (Regulated & Telecommunications)	1	250
Unusual & Compelling Urgency	0	0
Mobilization/Essential R&D	0	0
International Agreement	0	0
Authorized by Statute	9	1,957
Authorized Resale	0	0
National Security	0	0
Public Interest	0	0
EXTENT COMPLETED		
Completed	46	10,695
Not Available for Competition	23	3,256
Follow-on to Completed Action	0	0
Not Completed	6	982
TYPE OF CONTRACT		
Fixed Price	49	6,066
Cost Reimbursement	14	7,500
Time and Material	4	105
Labor Hour	8	1,262
TYPE OF CONTRACTOR		
Small Disadvantaged Business	30	4,922
Other Small Business	16	1,743
Large Business	25	7,765
JWOD Nonprofit Agency	0	0
Educational, Nonprofit & HBCU/MI	0	0
State & Local Government	3	475
Foreign Contractor	1	28
Domestic Contractor Performing Outside US	0	0
WOMAN-OWNED BUSINESS		
Small	5	880
Other	0	0
PREFERENCE PROGRAMS		
Directed JWOD	0	0
8 (a) Program	22	3,308
Small Disadvantaged Bus Set-Aside	0	0
Small Business Set-aside	1	28
Buy Indian/Self Determination Act	0	0
No Preference Program or Not Listed	52	11,597
COMMERCIAL ITEM ACQUISITION	11	853
SUBJECT TO LABOR STATUTES		
Walsh Healy Act	16	2,000
Service Contract Act	16	6,002
Davis Bacon Act	0	0
Not Subject to Above Acts	43	6,931
PRODUCT OR SERVICE		
Supplies & Equipment	11	1,208
ADP Equipment, Purchase and Lease	22	3,616
Research & Development	0	0
Construction	0	0
Architect & Engineering	4	3,804
Real Property, Purchase & Lease, or Maintenance	0	0
ADP Services (includes Installation & Maintenance)	5	531
Other Services	33	5,774

FEDERAL PROCUREMENT DATA SYSTEM
Federal Labor Relations Authority
Actions Reported in Summary on SF281
Fiscal Year 1997 Through Fourth Quarter

PART I - PRIME CONTRACTS							
	PROCUREMENT METHODS	Number of Actions (a)	NET DOLLAR AMOUNTS (000)				Total Dollars (f)
			Small Business Concerns (b)	Large Business Concerns (c)	Domestic Outside U.S./ Foreign (d)	Other Entities (e)	
NEW AWARDS AND MODIFICATIONS	1. Tariff or Regulated Acquisitions	0					0
	2. Contracts for Foreign Government or International Organization	0					0
	3. Simplified Acquisitions	11	22	13	0	6	41
	4. Delivery Orders - GSA Schedules Only	21	68	41	0	0	109
	5. Delivery Orders- Other Federal Schedules	0	0	0	0	0	0
	6. Delivery Orders - All Other	75	194	28	0	12	234
	7. Other Procurement Methods	1	0	10	0	0	10
	8. TOTAL NEW AWARDS AND MODIFICATIONS	108	284	92	0	18	394
COMPETITION	9. Competed	7	36	10	0	0	46
	10. Not Competed	10	69	0	0	0	69
	11. Not Available for Competition	91	179	82	0	18	279
MODIFICATIONS	12. TOTAL MODIFICATIONS (Excluding Line 3)	16					4

PART II - SELECTED SOCIOECONOMIC STATISTICS (Includes both new awards and modifications)					
TYPE OF CONTRACTOR			PREFERENCE PROGRAMS		
CATEGORY	Number of Actions (a)	Total net Dollars (b)	CATEGORY	Number of Actions (a)	Total net Dollars (b)
Small Business	79	284	Small Business Set-Aside	1	5
Small Disadvantaged Business	2	15	Small Disadvantaged Business Set-Aside	0	0
Women-Owned Small Business	9	33	8(a) Contract Award	0	0
JWOD Nonprofit Agency	0	0			
HBCU/MI	0	0			

Federal Labor Relations Authority
Actions Reported Individually on SF279
Fiscal Year 1997 Through Fourth Quarter

	Actions	Dollars (000)
TOTAL	0	0
CICA APPLICABILITY		
Pre-CICA	0	0
CICA Awards	0	0
Simplified Acquisitions	0	0
Subject to Statute other than CICA	0	0
KIND OF CONTRACT ACTION		
Initial Letter Contract	0	0
Def. Contract Superseding Letter	0	0
New Definitive Contract	0	0
Simplified Acquisitions	0	0
Order Under Single Award Indefinite Delivery Contract	0	0
Order Under BOA	0	0
Order /Mod Under GSA Schedule	0	0
Order/Mod Under Other Federal Schedule	0	0
Modifications	0	0
Order Under Multiple Awards Contract	0	0
Terminations	0	0
SYNOPSIS OF PROCUREMENT PRIOR TO AWARD		
Synopsized Prior to Award	0	0
Not Synopsized Due to Urgency	0	0
Not Synopsized for Other Reason	0	0

FEDERAL PROCUREMENT DATA SYSTEM
Federal Labor Relations Authority
Actions Reported Individually on SF279
Fiscal Year 1997 Through Fourth Quarter

SELECTION PROCEDURE	Actions	Dollars (000)
Full and Open Competition - Sealed Bid	0	0
Full and Open Competition - Comp Proposal	0	0
Full and Open Competition - Combination	0	0
Architect Engineer	0	0
Basic Research	0	0
Multiple Award Schedule	0	0
Alternate Source/Reduced Cost	0	0
Alternate Source/Mobilization	0	0
Alternate Source/Eng R & D	0	0
Set-aside	0	0
Other than Full and Open Competition	0	0
FULL AND OPEN COMPETITION WITH ONLY ONE BIDDER/OFFERER	0	0
AUTHORITY FOR OTHER THAN FULL AND OPEN COMPETITION	0	0
Only One Source	0	0
- Follow-on Contract	0	0
- Utilities (Regulated & Telecommunications)	0	0
Unusual & Compelling Urgency	0	0
Mobilization/Essential R&D	0	0
International Agreement	0	0
Authorized by Statute	0	0
Authorized Resale	0	0
National Security	0	0
Public Interest	0	0
EXTENT COMPETED:	0	0
Competed	0	0
Not Available for Competition	0	0
Follow-on to Competed Action	0	0
Not Competed	0	0
TYPE OF CONTRACT:	0	0
Fixed Price	0	0
Cost Reimbursement	0	0
Time and Material	0	0
Labor Hour	0	0
TYPE OF CONTRACTOR:	0	0
Small Disadvantaged Business	0	0
Other Small Business	0	0
Large Business	0	0
JWOD Nonprofit Agency	0	0
Educational, Nonprofit & HBCU/MI	0	0
State & Local Government	0	0
Foreign Contractor	0	0
Domestic Contractor Performing Outside US	0	0
WOMAN-OWNED BUSINESS:	0	0
Small	0	0
Other	0	0
PREFERENCE PROGRAMS:	0	0
Directed JWOD	0	0
8 (a) Program	0	0
Small Disadvantaged Bus Set-Aside	0	0
Small Business Set-aside	0	0
Buy Indian/Self Determination Act	0	0
No Preference Program or Not Listed	0	0
COMMERCIAL ITEM ACQUISITION:	0	0
SUBJECT TO LABOR STATUTES:	0	0
Walsh Healy Act	0	0
Service Contract Act	0	0
Davis Bacon Act	0	0
Not Subject to Above Acts	0	0
PRODUCT OR SERVICE:	0	0
Supplies & Equipment	0	0
ADP Equipment, Purchase and Lease	0	0
Research & Development	0	0
Construction	0	0
Architect & Engineering	0	0
Real Property, Purchase & Lease, or Maintenance	0	0
ADP Services (includes installation & Maintenance)	0	0
Other Services	0	0

FEDERAL PROCUREMENT DATA SYSTEM
Federal Maritime Commission
Actions Reported in Summary on SF281
Fiscal Year 1997 Through Fourth Quarter

PART I - PRIME CONTRACTS							
	PROCUREMENT METHODS	Number of Actions (a)	NET DOLLAR AMOUNTS (000)				Total Dollars (f)
			Small Business Concerns (b)	Large Business Concerns (c)	Domestic Outside U.S./ Foreign (d)	Other Entities (e)	
NEW AWARDS AND MODIFICATIONS	1. Tariff or Regulated Acquisitions	0					0
	2. Contracts for Foreign Government or International Organization	0					0
	3. Simplified Acquisitions	170	218	89	0	0	307
	4. Delivery Orders - GSA Schedules Only	31	72	64	0	0	136
	5. Delivery Orders- Other Federal Schedules	0	0	0	0	0	0
	6. Delivery Orders - All Other	0	0	0	0	0	0
	7. Other Procurement Methods	0	0	0	0	0	0
	8. TOTAL NEW AWARDS AND MODIFICATIONS	201	290	153	0	0	443
COMPETITION	9. Competed	182	241	148	0	0	387
	10. Not Competed	0	0	0	0	0	0
	11. Not Available for Competition	19	49	7	0	0	56
MODIFICATIONS	12. TOTAL MODIFICATIONS (Excluding Line 3)	0					0

PART II - SELECTED SOCIOECONOMIC STATISTICS (Includes both new awards and modifications)					
TYPE OF CONTRACTOR			PREFERENCE PROGRAMS		
CATEGORY	Number of Actions (a)	Total net Dollars (b)	CATEGORY	Number of Actions (a)	Total net Dollars (b)
Small Business	101	290	Small Business Set-Aside	75	92
Small Disadvantaged Business	13	17	Small Disadvantaged Business Set-Aside	0	0
Women-Owned Small Business	7	36	8(a) Contract Award	0	0
JWOD Nonprofit Agency	0	0			
HBCU/MI	0	0			

Federal Maritime Commission
Actions Reported Individually on SF279
Fiscal Year 1997 Through Fourth Quarter

	Actions	Dollars (000)
TOTAL	1	95
CICA APPLICABILITY		
Pre-CICA	0	0
CICA Awards	1	95
Simplified Acquisitions	0	0
Subject to Statute other than CICA	0	0
KIND OF CONTRACT ACTION		
Initial Letter Contract	0	0
Def. Contract Superseding Letter	0	0
New Definitive Contract	1	95
Simplified Acquisitions	0	0
Order Under Single Award Indefinite Delivery Contract	0	0
Order Under BOA	0	0
Order /Mod Under GSA Schedule	0	0
Order/Mod Under Other Federal Schedule	0	0
Modifications	0	0
Order Under Multiple Awards Contract	0	0
Terminations	0	0
SYNOPSIS OF PROCUREMENT PRIOR TO AWARD		
Synopsized Prior to Award	0	0
Not Synopsized Due to Urgency	0	0
Not Synopsized for Other Reason	1	95

FEDERAL PROCUREMENT DATA SYSTEM
Federal Maritime Commission
Actions Reported Individually on SF279
Fiscal Year 1997 Through Fourth Quarter

	Actions	Dollars (000)
SOLICITATION PROCEDURE		
Full and Open Competition - Sealed Bid	0	0
Full and Open Competition - Comp Proposal	0	0
Full and Open Competition - Combination	0	0
Architect Engineer	0	0
Basic Research	0	0
Multiple Award Schedule	0	0
Alternate Source/Reduced Cost	0	0
Alternate Source/Mobilization	0	0
Alternate Source/Eng R & D	0	0
Set-aside	0	0
Other than Full and Open Competition	1	95
FULL AND OPEN COMPETITION WITH ONLY ONE BIDDER/OFFERER	0	0
AUTHORITY FOR OTHER THAN FULL AND OPEN COMPETITION		
Only One Source	1	95
- Follow-on Contract	0	0
- Utilities (Regulated & Telecommunications)	0	0
Unusual & Compelling Urgency	0	0
Mobilization/Essential R&D	0	0
International Agreement	0	0
Authorized by Statute	0	0
Authorized Resale	0	0
National Security	0	0
Public Interest	0	0
EXTENT COMPLETED		
Completed	0	0
Not Available for Competition	1	95
Follow-on to Completed Action	0	0
Not Completed	0	0
TYPE OF CONTRACT		
Fixed Price	1	95
Cost Reimbursement	0	0
Time and Material	0	0
Labor Hour	0	0
TYPE OF CONTRACTOR		
Small Disadvantaged Business	0	0
Other Small Business	0	0
Large Business	1	95
JWOD Nonprofit Agency	0	0
Educational, Nonprofit & HBCU/MI	0	0
State & Local Government	0	0
Foreign Contractor	0	0
Domestic Contractor Performing Outside US	0	0
WOMAN-OWNED BUSINESS		
Small	0	0
Other	0	0
PREFERENCE PROGRAMS		
Directed JWOD	0	0
8 (a) Program	0	0
Small Disadvantaged Bus Set-Aside	0	0
Small Business Set-aside	0	0
Buy Indian/Self Determination Act	0	0
No Preference Program or Not Listed	1	95
COMMERCIAL ITEM ACQUISITION	0	0
SUBJECT TO LABOR STATUTES		
Walsh Healy Act	1	95
Service Contract Act	0	0
Davis Bacon Act	0	0
Not Subject to Above Acts	0	0
PRODUCT OR SERVICE		
Supplies & Equipment	1	95
ADP Equipment, Purchase and Lease	0	0
Research & Development	0	0
Construction	0	0
Architect & Engineering	0	0
Real Property, Purchase & Lease, or Maintenance	0	0
ADP Services (includes Installation & Maintenance)	0	0
Other Services	0	0

FEDERAL PROCUREMENT DATA SYSTEM
Federal Mediation and Conciliation Service
Actions Reported in Summary on SF281
Fiscal Year 1997 Through Fourth Quarter

PART I - PRIME CONTRACTS						
	PROCUREMENT METHODS	Number of Actions (a)	NET DOLLAR AMOUNTS (000)			
			Small Business Concerns (b)	Large Business Concerns (c)	Domestic Outside U.S./ Foreign (d)	Other Entities (e)
NEW AWARDS AND MODIFICATIONS	1. Tariff or Regulated Acquisitions	0				0
	2. Contracts for Foreign Government or International Organization	0				0
	3. Simplified Acquisitions	523	496	1,161	0	1,657
	4. Delivery Orders - GSA Schedules Only	51	11	322	0	333
	5. Delivery Orders- Other Federal Schedules	0	0	0	0	0
	6. Delivery Orders - All Other	451	484	807	0	1,291
	7. Other Procurement Methods	4	0	4	0	4
	8. TOTAL NEW AWARDS AND MODIFICATIONS	1,029	991	2,294	0	3,285
COMPETITION	9. Competed	601	555	1,462	0	2,017
	10. Not Competed	303	227	573	0	800
	11. Not Available for Competition	125	209	259	0	468
MODIFICATIONS	12. TOTAL MODIFICATIONS (Excluding Line 3)	785				3,285

PART II - SELECTED SOCIOECONOMIC STATISTICS (Includes both new awards and modifications)					
TYPE OF CONTRACTOR			PREFERENCE PROGRAMS		
CATEGORY	Number of Actions (a)	Total net Dollars (b)	CATEGORY	Number of Actions (a)	Total net Dollars (b)
Small Business	846	991	Small Business Set-Aside	0	0
Small Disadvantaged Business	0	0	Small Disadvantaged Business Set-Aside	0	0
Women-Owned Small Business	0	0	8(a) Contract Award	0	0
JWOD Nonprofit Agency	0	0			
HBCU/MI	0	0			

Federal Mediation and Conciliation Service
Actions Reported Individually on SF279
Fiscal Year 1997 Through Fourth Quarter

	Actions	Dollars (000)
TOTAL		
CICA APPLICABILITY	0	0
Pre-CICA		
CICA Awards	0	0
Simplified Acquisitions	0	0
Subject to Statute other than CICA	0	0
KIND OF CONTRACT ACTION		
Initial Letter Contract	0	0
Def. Contract Superseding Letter	0	0
New Definitive Contract	0	0
Simplified Acquisitions	0	0
Order Under Single Award Indefinite Delivery Contract	0	0
Order Under BOA	0	0
Order /Mod Under GSA Schedule	0	0
Order/Mod Under Other Federal Schedule	0	0
Modifications	0	0
Order Under Multiple Awards Contract	0	0
Terminations	0	0
SYNOPSIS OF PROCUREMENT PRIOR TO AWARD		
Synopsized Prior to Award	0	0
Not Synopsized Due to Urgency	0	0
Not Synopsized for Other Reason	0	0

FEDERAL PROCUREMENT DATA SYSTEM
Federal Mediation and Conciliation Service
 Actions Reported Individually on SF279
 Fiscal Year 1997 Through Fourth Quarter

	Actions	Dollars (000)
SOLICITATION PROCEDURE		
Full and Open Competition - Sealed Bid	0	0
Full and Open Competition - Comp Proposal	0	0
Full and Open Competition - Combination	0	0
Architect Engineer	0	0
Basic Research	0	0
Multiple Award Schedule	0	0
Alternate Source/Reduced Cost	0	0
Alternate Source/Mobilization	0	0
Alternate Source/Eng R & D	0	0
Set-aside	0	0
Other than Full and Open Competition	0	0
FULL AND OPEN COMPETITION WITH ONLY ONE BIDDER/OFFERER	0	0
AUTHORITY FOR OTHER THAN FULL AND OPEN COMPETITION		
Only One Source	0	0
- Follow-on Contract	0	0
- Utilities (Regulated & Telecommunications)	0	0
Unusual & Compelling Urgency	0	0
Mobilization/Essential R&D	0	0
International Agreement	0	0
Authorized by Statute	0	0
Authorized Resale	0	0
National Security	0	0
Public Interest	0	0
EXTENT COMPLETED		
Completed	0	0
Not Available for Competition	0	0
Follow-on to Completed Action	0	0
Not Completed	0	0
TYPE OF CONTRACT		
Fixed Price	0	0
Cost Reimbursement	0	0
Time and Material	0	0
Labor Hour	0	0
TYPE OF CONTRACTOR		
Small Disadvantaged Business	0	0
Other Small Business	0	0
Large Business	0	0
JWOD Nonprofit Agency	0	0
Educational, Nonprofit & HBCU/MI	0	0
State & Local Government	0	0
Foreign Contractor	0	0
Domestic Contractor Performing Outside US	0	0
WOMAN-OWNED BUSINESS		
Small	0	0
Other	0	0
PREFERENCE PROGRAMS		
Directed JWOD	0	0
8 (a) Program	0	0
Small Disadvantaged Bus Set-Aside	0	0
Small Business Set-aside	0	0
Buy Indian/Self Determination Act	0	0
No Preference Program or Not Listed	0	0
COMMERCIAL ITEM ACQUISITION		
SUBJECT TO LABOR STATUTES		
Wash Healy Act	0	0
Service Contract Act	0	0
Davis Bacon Act	0	0
Not Subject to Above Acts	0	0
PRODUCT OR SERVICE		
Supplies & Equipment	0	0
ADP Equipment, Purchase and Lease	0	0
Research & Development	0	0
Construction	0	0
Architect & Engineering	0	0
Real Property, Purchase & Lease, or Maintenance	0	0
ADP Services (includes Installation & Maintenance)	0	0
Other Services	0	0

FEDERAL PROCUREMENT DATA SYSTEM
Federal Mine Safety and Health Review Commission
 Actions Reported in Summary on SF281
 Fiscal Year 1997 Through Fourth Quarter

PART I - PRIME CONTRACTS							
	PROCUREMENT METHODS	Number of Actions (a)	NET DOLLAR AMOUNTS (000)				Total Dollars (f)
			Small Business Concerns (b)	Large Business Concerns (c)	Domestic Outside U.S./ Foreign (d)	Other Entities (e)	
NEW AWARDS AND MODIFICATIONS	1. Tariff or Regulated Acquisitions	0					0
	2. Contracts for Foreign Government or International Organization	0					0
	3. Simplified Acquisitions	149	99	0	0	0	99
	4. Delivery Orders - GSA Schedules Only	30	0	10	0	0	10
	5. Delivery Orders- Other Federal Schedules	0	0	0	0	0	0
	6. Delivery Orders - All Other	123	0	23	0	0	23
	7. Other Procurement Methods	0	0	0	0	0	0
	8. TOTAL NEW AWARDS AND MODIFICATIONS	302	99	33	0	0	132
COMPETITION	9. Competed	302	99	33	0	0	132
	10. Not Competed	0	0	0	0	0	0
	11. Not Available for Competition	0	0	0	0	0	0
MODIFICATIONS	12. TOTAL MODIFICATIONS (Excluding Line 3)	0					0

PART II - SELECTED SOCIOECONOMIC STATISTICS (Includes both new awards and modifications)					
TYPE OF CONTRACTOR			PREFERENCE PROGRAMS		
CATEGORY	Number of Actions (a)	Total net Dollars (b)	CATEGORY	Number of Actions (a)	Total net Dollars (b)
Small Business	149	99	Small Business Set-Aside	0	0
Small Disadvantaged Business	0	0	Small Disadvantaged Business Set-Aside	0	0
Women-Owned Small Business	0	0	8(a) Contract Award	0	0
JWOD Nonprofit Agency	0	0			
HBCU/MI	0	0			

Federal Mine Safety and Health Review Commission
 Actions Reported Individually on SF279
 Fiscal Year 1997 Through Fourth Quarter

	Actions	Dollars (000)
TOTAL		
CICA APPLICABILITY	0	0
Pre-CICA	0	0
CICA Awards	0	0
Simplified Acquisitions	0	0
Subject to Statute other than CICA	0	0
KIND OF CONTRACT ACTION		
Initial Letter Contract	0	0
Def. Contract Superseding Letter	0	0
New Definitive Contract	0	0
Simplified Acquisitions	0	0
Order Under Single Award Indefinite Delivery Contract	0	0
Order Under BOA	0	0
Order /Mod Under GSA Schedule	0	0
Order/Mod Under Other Federal Schedule	0	0
Modifications	0	0
Order Under Multiple Awards Contract	0	0
Terminations	0	0
SYNOPSIS OF PROCUREMENT PRIOR TO AWARD		
Synopsized Prior to Award	0	0
Not Synopsized Due to Urgency	0	0
Not Synopsized for Other Reason	0	0

FEDERAL PROCUREMENT DATA SYSTEM
Federal Mine Safety and Health Review Commission
Actions Reported Individually on SF279
Fiscal Year 1997 Through Fourth Quarter

	Actions	Dollars (000)
SOLICITATION PROCEDURE		
Full and Open Competition - Sealed Bid	0	0
Full and Open Competition - Comp Proposal	0	0
Full and Open Competition - Combination	0	0
Architect Engineer	0	0
Basic Research	0	0
Multiple Award Schedule	0	0
Alternate Source/Reduced Cost	0	0
Alternate Source/Mobilization	0	0
Alternate Source/Eng R & D	0	0
Set-aside	0	0
Other than Full and Open Competition	0	0
FULL AND OPEN COMPETITION WITH ONLY ONE BIDDER/OFFERER	0	0
AUTHORITY FOR OTHER THAN FULL AND OPEN COMPETITION		
Only One Source	0	0
- Follow-on Contract	0	0
- Utilities (Regulated & Telecommunications)	0	0
Unusual & Compelling Urgency	0	0
Mobilization/Essential R&D	0	0
International Agreement	0	0
Authorized by Statute	0	0
Authorized Resale	0	0
National Security	0	0
Public Interest	0	0
EXTENT COMPETED		
Competed	0	0
Not Available for Competition	0	0
Follow-on to Completed Action	0	0
Not Competed	0	0
TYPE OF CONTRACT		
Fixed Price	0	0
Cost Reimbursement	0	0
Time and Material	0	0
Labor Hour	0	0
TYPE OF CONTRACTOR		
Small Disadvantaged Business	0	0
Other Small Business	0	0
Large Business	0	0
JWOD Nonprofit Agency	0	0
Educational, Nonprofit & HBCU/MI	0	0
State & Local Government	0	0
Foreign Contractor	0	0
Domestic Contractor Performing Outside US	0	0
WOMAN-OWNED BUSINESS		
Small	0	0
Other	0	0
PREFERENCE PROGRAMS		
Directed JWOD	0	0
& (a) Program	0	0
Small Disadvantaged Bus Set-Aside	0	0
Small Business Set-aside	0	0
Buy Indian/Self Determination Act	0	0
No Preference Program or Not Listed	0	0
COMMERCIAL ITEM ACQUISITION		
	0	0
SUBJECT TO LABOR STATUTES		
Walsh Healy Act	0	0
Service Contract Act	0	0
Davis Bacon Act	0	0
Not Subject to Above Acts	0	0
PRODUCT OR SERVICE		
Supplies & Equipment	0	0
ADP Equipment, Purchase and Lease	0	0
Research & Development	0	0
Construction	0	0
Architect & Engineering	0	0
Real Property, Purchase & Lease, or Maintenance	0	0
ADP Services (includes Installation & Maintenance)	0	0
Other Services	0	0

FEDERAL PROCUREMENT DATA SYSTEM
Federal Trade Commission
Actions Reported in Summary on SF281
Fiscal Year 1997 Through Fourth Quarter

PART I - PRIME CONTRACTS							
	PROCUREMENT METHODS	Number of Actions (a)	NET DOLLAR AMOUNTS (000)				Total Dollars (f)
			Small Business Concerns (b)	Large Business Concerns (c)	Domestic Outside U.S./ Foreign (d)	Other Entities (e)	
NEW AWARDS AND MODIFICATIONS	1. Tariff or Regulated Acquisitions	0					0
	2. Contracts for Foreign Government or International Organization	1					0
	3. Simplified Acquisitions	461	1,515	299	0	1	1,815
	4. Delivery Orders - GSA Schedules Only	85	251	329	0	0	580
	5. Delivery Orders- Other Federal Schedules	0	0	0	0	0	0
	6. Delivery Orders - All Other	320	75	133	0	0	208
	7. Other Procurement Methods	175	44	171	0	3	218
	8. TOTAL NEW AWARDS AND MODIFICATIONS	1,042	1,885	932	0	4	2,821
COMPETITION	9. Completed	223	922	278	0	0	1,200
	10. Not Competed	296	871	192	0	0	1,063
	11. Not Available for Competition	523	82	462	0	4	558
MODIFICATIONS	12. TOTAL MODIFICATIONS (Excluding Line 3)	2					0

PART II - SELECTED SOCIOECONOMIC STATISTICS (Includes both new awards and modifications)					
TYPE OF CONTRACTOR			PREFERENCE PROGRAMS		
CATEGORY	Number of Actions (a)	Total net Dollars (b)	CATEGORY	Number of Actions (a)	Total net Dollars (b)
Small Business	381	1,885	Small Business Set-Aside	294	1,399
Small Disadvantaged Business	10	22	Small Disadvantaged Business Set-Aside	5	19
Women-Owned Small Business	30	156	8(a) Contract Award	0	0
JWOD Nonprofit Agency	0	0			
HBCU/MI	0	0			

Federal Trade Commission
Actions Reported Individually on SF279
Fiscal Year 1997 Through Fourth Quarter

	Actions	Dollars (000)
TOTAL	112	5,636
CICA APPLICABILITY		
Pre-CICA	0	0
CICA Awards	95	4,655
Simplified Acquisitions	12	452
Subject to Statute other than CICA	4	484
KIND OF CONTRACT ACTION		
Initial Letter Contract	1	25
Def. Contract Superseding Letter	0	0
New Definitive Contract	3	219
Simplified Acquisitions	9	294
Order Under Single Award Indefinite Delivery Contract	27	2,030
Order Under BOA	0	0
Order /Mod Under GSA Schedule	22	1,357
Order/Mod Under Other Federal Schedule	0	0
Modifications	47	1,515
Order Under Multiple Awards Contract	3	196
Terminations	0	0
SYNOPSIS OF PROCUREMENT PRIOR TO AWARD		
Synopsized Prior to Award	70	3,724
Not Synopsized Due to Urgency	5	170
Not Synopsized for Other Reason	36	1,697

FEDERAL PROCUREMENT DATA SYSTEM
Federal Trade Commission
Actions Reported Individually on SF279
Fiscal Year 1997 Through Fourth Quarter

	Actions	Dollars (000)
SOLICITATION PROCEDURE		
Full and Open Competition - Sealed Bid	0	0
Full and Open Competition - Comp Proposal	42	1,844
Full and Open Competition - Combination	0	0
Architect Engineer	0	0
Basic Research	0	0
Multiple Award Schedule	23	1,453
Alternate Source/Reduced Cost	0	0
Alternate Source/Mobilization	0	0
Alternate Source/Eng R & D	0	0
Set-aside	7	428
Other than Full and Open Competition	23	930
FULL AND OPEN COMPETITION WITH ONLY ONE BIDDER/OFFERER	3	95
AUTHORITY FOR OTHER THAN FULL AND OPEN COMPETITION		
Only One Source	3	294
- Follow-on Contract	0	0
- Utilities (Regulated & Telecommunications)	0	0
Unusual & Compelling Urgency	1	22
Mobilization/Essential R&D	2	58
International Agreement	1	11
Authorized by Statute	16	545
Authorized Resale	0	0
National Security	0	0
Public Interest	0	0
EXTENT COMPETED		
Competed	78	3,894
Not Available for Competition	21	1,018
Follow-on to Completed Action	0	0
Not Completed	12	678
TYPE OF CONTRACT		
Fixed Price	109	5,560
Cost Reimbursement	0	0
Time and Material	0	0
Labor Hour	2	31
TYPE OF CONTRACTOR		
Small Disadvantaged Business	22	1,127
Other Small Business	64	3,217
Large Business	25	1,247
JWOD Nonprofit Agency	0	0
Educational, Nonprofit & HBCU/MI	0	0
State & Local Government	0	0
Foreign Contractor	0	0
Domestic Contractor Performing Outside US	0	0
WOMAN-OWNED BUSINESS		
Small	7	497
Other	0	0
PREFERENCE PROGRAMS		
Directed JWOD	0	0
8 (a) Program	13	652
Small Disadvantaged Bus Set-Aside	2	16
Small Business Set-aside	7	277
Buy Indian/Self Determination Act	0	0
No Preference Program or Not Listed	89	4,646
COMMERCIAL ITEM ACQUISITION	6	356
SUBJECT TO LABOR STATUTES		
Walsh Healy Act	24	1,457
Service Contract Act	22	1,265
Davis Bacon Act	1	31
Not Subject to Above Acts	64	2,838
PRODUCT OR SERVICE		
Supplies & Equipment	12	504
ADP Equipment, Purchase and Lease	20	1,468
Research & Development	0	0
Construction	0	0
Architect & Engineering	1	153
Real Property, Purchase & Lease, or Maintenance	0	0
ADP Services (includes Installation & Maintenance)	39	1,478
Other Services	40	2,033

FEDERAL PROCUREMENT DATA SYSTEM
General Services Administration
Actions Reported in Summary on SF281
Fiscal Year 1997 Through Fourth Quarter

PART I - PRIME CONTRACTS							
	PROCUREMENT METHODS	Number of Actions (a)	NET DOLLAR AMOUNTS (000)				
			Small Business Concerns (b)	Large Business Concerns (c)	Domestic Outside U.S./ Foreign (d)	Other Entities (e)	Total Dollars (f)
NEW AWARDS AND MODIFICATIONS	1. Tariff or Regulated Acquisitions	0				0	
	2. Contracts for Foreign Government or International Organization	7				25	
	3. Simplified Acquisitions	355,396	158,605	24,396	150	1,704	184,855
	4. Delivery Orders - GSA Schedules Only	43,801	50,930	37,994	2,052	184	91,140
	5. Delivery Orders- Other Federal Schedules	241	931	373	0	52	1,356
	6. Delivery Orders - All Other	287,502	285,696	169,687	1,739	105,893	563,015
	7. Other Procurement Methods	26,276	6,262	2,802	0	32,576	41,640
	8. TOTAL NEW AWARDS AND MODIFICATIONS	693,223	502,424	235,252	3,941	140,389	882,031
COMPETITION	9. Competed	481,302	440,076	222,752	3,740	3,225	669,793
	10. Not Competed	20,457	21,023	8,704	158	540	30,425
	11. Not Available for Competition	191,464	41,325	3,796	43	136,624	181,788
MODIFICATIONS	12. TOTAL MODIFICATIONS (Excluding Line 3)	7,330					11,873

PART II - SELECTED SOCIOECONOMIC STATISTICS (Includes both new awards and modifications)					
TYPE OF CONTRACTOR			PREFERENCE PROGRAMS		
CATEGORY	Number of Actions (a)	Total net Dollars (b)	CATEGORY	Number of Actions (a)	Total net Dollars (b)
Small Business	473,144	502,424	Small Business Set-Aside	22,785	54,808
Small Disadvantaged Business	23,028	34,929	Small Disadvantaged Business Set-Aside	258	1,173
Women-Owned Small Business	29,088	32,720	8(a) Contract Award	6,131	16,373
JWOD Nonprofit Agency	26,867	105,350			
HBCU/MI	7	6			

General Services Administration
Actions Reported Individually on SF279
Fiscal Year 1997 Through Fourth Quarter

	Actions	Dollars (000)
TOTAL	34,197	6,106,650
CICA APPLICABILITY		
Pre-CICA		
CICA Awards	0	0
Simplified Acquisitions	30,166	5,949,165
Subject to Statute other than CICA	3,324	49,793
KIND OF CONTRACT ACTION	446	91,504
Initial Letter Contract	14	7,413
Def. Contract Superseding Letter	9	2,573
New Definitive Contract	2,416	1,527,310
Simplified Acquisitions	3,204	49,104
Order Under Single Award Indefinite Delivery Contract	9,770	1,865,367
Order Under BOA	10,466	1,740,653
Order/Mod Under GSA Schedule	2,968	487,287
Order/Mod Under Other Federal Schedule	0	0
Modifications	5,318	624,794
Order Under Multiple Awards Contract	21	2,109
Terminations	11	40
SYNOPSIS OF PROCUREMENT PRIOR TO AWARD		
Synopsized Prior to Award	14,204	3,178,349
Not Synopsized Due to Urgency	269	37,191
Not Synopsized for Other Reason	19,463	2,874,922

FEDERAL PROCUREMENT DATA SYSTEM
General Services Administration
 Actions Reported Individually on SF279
 Fiscal Year 1997 Through Fourth Quarter

SOLICITATION PROCEDURE	Actions	Dollars (000)
Full and Open Competition - Sealed Bid	3,555	345,871
Full and Open Competition - Comp Proposal	13,998	3,724,785
Full and Open Competition - Combination	290	57,026
Architect Engineer	975	48,970
Basic Research	0	0
Multiple Award Schedule	3,030	514,854
Alternate Source/Reduced Cost	4	881
Alternate Source/Mobilization	0	0
Alternate Source/Eng R & D	0	0
Set-aside	1,647	162,514
Other than Full and Open Competition	6,667	1,094,284
FULL AND OPEN COMPETITION WITH ONLY ONE BIDDER/OFFERER	9,221	1,431,039
AUTHORITY FOR OTHER THAN FULL AND OPEN COMPETITION		
Only One Source	2,635	406,440
- Follow-on Contract	871	241,184
- Utilities (Regulated & Telecommunications)	1,564	131,959
Unusual & Compelling Urgency	394	58,287
Mobilization/Essential R&D	0	0
International Agreement	0	0
Authorized by Statute	3,635	629,481
Authorized Resale	0	0
National Security	2	47
Public Interest	1	9
EXTENT COMPETED		
Competed	27,127	5,194,726
Not Available for Competition	4,972	622,163
Follow-on to Competed Action	284	31,127
Not Competed	1,551	242,446
TYPE OF CONTRACT		
Fixed Price	33,318	5,885,649
Cost Reimbursement	233	108,549
Time and Material	43	18,005
Labor Hour	342	80,259
TYPE OF CONTRACTOR		
Small Disadvantaged Business	4,150	688,832
Other Small Business	15,948	1,707,041
Large Business	12,107	3,513,968
JWOD Nonprofit Agency	1,421	133,955
Educational, Nonprofit & HBCU/MI	54	3,921
State & Local Government	109	27,638
Foreign Contractor	28	1,507
Domestic Contractor Performing Outside US	119	13,600
WOMAN OWNED BUSINESS		
Small	1,398	137,385
Other	26	1,387
PREFERENCE PROGRAMS		
Directed JWOD	1,414	133,380
8 (a) Program	1,903	421,423
Small Disadvantaged Bus Set-Aside	31	1,935
Small Business Set-aside	2,836	242,309
Buy Indian/Self Determination Act	2	62
No Preference Program or Not Listed	27,750	5,291,353
COMMERCIAL ITEM ACQUISITION	3,866	1,885,671
SUBJECT TO LABOR STATUTES		
Walsh Healy Act	6,948	1,352,968
Service Contract Act	3,935	1,170,424
Davis Bacon Act	5,745	977,633
Not Subject to Above Acts	17,308	2,589,437
PRODUCT OR SERVICE		
Supplies & Equipment	7,918	1,272,988
ADP Equipment, Purchase and Lease	3,304	694,524
Research & Development	0	0
Construction	5,270	703,866
Architect & Engineering	1,001	57,911
Real Property, Purchase & Lease, or Maintenance	10,494	1,742,676
ADP Services (includes Installation & Maintenance)	2,491	511,255
Other Services	3,719	1,123,430

FEDERAL PROCUREMENT DATA SYSTEM
International Trade Commission
Actions Reported in Summary on SF281
Fiscal Year 1997 Through Fourth Quarter

PART I - PRIME CONTRACTS							
	PROCUREMENT METHODS	Number of Actions (a)	NET DOLLAR AMOUNTS (000)				Total Dollars (f)
			Small Business Concerns (b)	Large Business Concerns (c)	Domestic Outside U.S./ Foreign (d)	Other Entities (e)	
NEW AWARDS AND MODIFICATIONS	1. Tariff or Regulated Acquisitions	0					0
	2. Contracts for Foreign Government or International Organization	0					0
	3. Simplified Acquisitions	228	702	159	0	7	868
	4. Delivery Orders - GSA Schedules Only	56	114	273	0	0	387
	5. Delivery Orders - Other Federal Schedules	0	0	0	0	0	0
	6. Delivery Orders - All Other	1	10	0	0	0	10
	7. Other Procurement Methods	32	79	107	0	10	196
	8. TOTAL NEW AWARDS AND MODIFICATIONS	317	905	539	0	17	1,481
COMPETITION	9. Competed	101	375	181	0	10	566
	10. Not Competed	132	351	294	0	7	652
	11. Not Available for Competition	84	179	64	0	0	243
MODIFICATIONS	12. TOTAL MODIFICATIONS (Excluding Line 3)	32					177

PART II - SELECTED SOCIOECONOMIC STATISTICS (Includes both new awards and modifications)					
TYPE OF CONTRACTOR			PREFERENCE PROGRAMS		
CATEGORY	Number of Actions (a)	Total net Dollars (b)	CATEGORY	Number of Actions (a)	Total net Dollars (b)
Small Business	241	905	Small Business Set-Aside	131	500
Small Disadvantaged Business	7	61	Small Disadvantaged Business Set-Aside	6	57
Women-Owned Small Business	9	46	8(a) Contract Award	0	0
JWOD Nonprofit Agency	1	1			
HBCU/MI	1	10			

International Trade Commission
Actions Reported Individually on SF279
Fiscal Year 1997 Through Fourth Quarter

	Actions	Dollars (000)
TOTAL	43	1,865
CICA APPLICABILITY		
Pre-CICA	0	0
CICA Awards	42	1,855
Simplified Acquisitions	1	10
Subject to Statute other than CICA	0	0
KIND OF CONTRACT ACTION		
Initial Letter Contract	0	0
Def. Contract Superseding Letter	0	0
New Definitive Contract	1	3
Simplified Acquisitions	0	0
Order Under Single Award Indefinite Delivery Contract	1	70
Order Under BOA	0	0
Order /Mod Under GSA Schedule	20	1,314
Order/Mod Under Other Federal Schedule	0	0
Modifications	20	449
Order Under Multiple Awards Contract	1	29
Terminations	0	0
SYNOPSIS OF PROCUREMENT PRIOR TO AWARD		
Synopsized Prior to Award	37	1,643
Not Synopsized Due to Urgency	0	0
Not Synopsized for Other Reason	6	222

FEDERAL PROCUREMENT DATA SYSTEM
International Trade Commission
Actions Reported Individually on SF279
Fiscal Year 1997 Through Fourth Quarter

	Actions	Dollars (000)
SOLICITATION PROCEDURE		
Full and Open Competition - Sealed Bid	3	10
Full and Open Competition - Comp Proposal	2	126
Full and Open Competition - Combination	0	0
Architect Engineer	0	0
Basic Research	0	0
Multiple Award Schedule	21	1,343
Alternate Source/Reduced Cost	0	0
Alternate Source/Mobilization	0	0
Alternate Source/Eng R & D	0	0
Set-aside	0	0
Other than Full and Open Competition	16	376
FULL AND OPEN COMPETITION WITH ONLY ONE BIDDER/OFFERER	1	3
AUTHORITY FOR OTHER THAN FULL AND OPEN COMPETITION		
Only One Source	9	118
- Follow-on Contract	0	0
- Utilities (Regulated & Telecommunications)	0	0
Unusual & Compelling Urgency	1	59
Mobilization/Essential R&D	0	0
International Agreement	0	0
Authorized by Statute	6	199
Authorized Resale	0	0
National Security	0	0
Public Interest	0	0
EXTENT COMPETED		
Competed	27	1,489
Not Available for Competition	9	297
Follow-on to Competed Action	0	0
Not Competed	7	79
TYPE OF CONTRACT		
Fixed Price	43	1,865
Cost Reimbursement	0	0
Time and Material	0	0
Labor Hour	0	0
TYPE OF CONTRACTOR		
Small Disadvantaged Business	5	193
Other Small Business	18	508
Large Business	20	1,164
JWOD Nonprofit Agency	0	0
Educational, Nonprofit & HBCU/MI	0	0
State & Local Government	0	0
Foreign Contractor	0	0
Domestic Contractor Performing Outside US	0	0
WOMAN-OWNED BUSINESS		
Small	0	0
Other	0	0
PREFERENCE PROGRAMS		
Directed JWOD	0	0
8 (a) Program	5	193
Small Disadvantaged Bus Set-Aside	0	0
Small Business Set-aside	2	7
Buy Indian/Self Determination Act	0	0
No Preference Program or Not Listed	36	1,665
COMMERCIAL ITEM ACQUISITION		
	2	85
SUBJECT TO LABOR STATUTES		
Walsh Healy Act	21	1,343
Service Contract Act	21	452
Davis Bacon Act	0	0
Not Subject to Above Acts	1	70
PRODUCT OR SERVICE		
Supplies & Equipment	13	886
ADP Equipment, Purchase and Lease	10	462
Research & Development	0	0
Construction	0	0
Architect & Engineering	0	0
Real Property, Purchase & Lease, or Maintenance	6	127
ADP Services (includes Installation & Maintenance)	4	151
Other Services	10	239

FEDERAL PROCUREMENT DATA SYSTEM
J. F. Kennedy Center for the Performing Arts
Actions Reported in Summary on SF281
Fiscal Year 1997 Through Fourth Quarter

PART I - PRIME CONTRACTS							
	PROCUREMENT METHODS	Number of Actions (a)	NET DOLLAR AMOUNTS (000)				Total Dollars (f)
			Small Business Concerns (b)	Large Business Concerns (c)	Domestic Outside U.S./ Foreign (d)	Other Entities (e)	
NEW AWARDS AND MODIFICATIONS	1. Tariff or Regulated Acquisitions	0					0
	2. Contracts for Foreign Government or International Organization	0					0
	3. Simplified Acquisitions	0	0	0	0	0	0
	4. Delivery Orders - GSA Schedules Only	0	0	0	0	0	0
	5. Delivery Orders- Other Federal Schedules	0	0	0	0	0	0
	6. Delivery Orders - All Other	0	0	0	0	0	0
	7. Other Procurement Methods	0	0	0	0	0	0
	8. TOTAL NEW AWARDS AND MODIFICATIONS	0	0	0	0	0	0
COMPETITION	9. Competed	0	0	0	0	0	0
	10. Not Competed	0	0	0	0	0	0
	11. Not Available for Competition	0	0	0	0	0	0
MODIFICATIONS	12. TOTAL MODIFICATIONS (Excluding Line 3)	0					0

PART II - SELECTED SOCIOECONOMIC STATISTICS (Includes both new awards and modifications)					
TYPE OF CONTRACTOR			PREFERENCE PROGRAMS		
CATEGORY	Number of Actions (a)	Total net Dollars (b)	CATEGORY	Number of Actions (a)	Total net Dollars (b)
Small Business	0	0	Small Business Set-Aside	0	0
Small Disadvantaged Business	0	0	Small Disadvantaged Business Set-Aside	0	0
Women-Owned Small Business	0	0	8(a) Contract Award	0	0
JWOD Nonprofit Agency	0	0			
HBCU/MI	0	0			

J. F. Kennedy Center for the Performing Arts
Actions Reported Individually on SF279
Fiscal Year 1997 Through Fourth Quarter

	Actions	Dollars (000)
TOTAL	0	0
CICA APPLICABILITY		
Pre-CICA	0	0
CICA Awards	0	0
Simplified Acquisitions	0	0
Subject to Statute other than CICA	0	0
KIND OF CONTRACT ACTION		
Initial Letter Contract	0	0
Def. Contract Superseding Letter	0	0
New Definitive Contract	0	0
Simplified Acquisitions	0	0
Order Under Single Award Indefinite Delivery Contract	0	0
Order Under BOA	0	0
Order /Mod Under GSA Schedule	0	0
Order/Mod Under Other Federal Schedule	0	0
Modifications	0	0
Order Under Multiple Awards Contract	0	0
Terminations	0	0
SYNOPSIS OF PROCUREMENT PRIOR TO AWARD		
Synopsized Prior to Award	0	0
Not Synopsized Due to Urgency	0	0
Not Synopsized for Other Reason	0	0

FEDERAL PROCUREMENT DATA SYSTEM
J. F. Kennedy Center for the Performing Arts
 Actions Reported Individually on SF279
 Fiscal Year 1997 Through Fourth Quarter

	Actions	Dollars (000)
SOLICITATION PROCEDURE		
Full and Open Competition - Sealed Bid	0	0
Full and Open Competition - Comp Proposal	0	0
Full and Open Competition - Combination	0	0
Architect Engineer	0	0
Basic Research	0	0
Multiple Award Schedule	0	0
Alternate Source/Reduced Cost	0	0
Alternate Source/Mobilization	0	0
Alternate Source/Eng R & D	0	0
Set-aside	0	0
Other than Full and Open Competition	0	0
FULL AND OPEN COMPETITION WITH ONLY ONE BIDDER/OFFERER	0	0
AUTHORITY FOR OTHER THAN FULL AND OPEN COMPETITION		
Only One Source	0	0
- Follow-on Contract	0	0
- Utilities (Regulated & Telecommunications)	0	0
Unusual & Compelling Urgency	0	0
Mobilization/Essential R&D	0	0
International Agreement	0	0
Authorized by Statute	0	0
Authorized Resale	0	0
National Security	0	0
Public Interest	0	0
EXTENT COMPETED		
Competed	0	0
Not Available for Competition	0	0
Follow-on to Competed Action	0	0
Not Competed	0	0
TYPE OF CONTRACT		
Fixed Price	0	0
Cost Reimbursement	0	0
Time and Material	0	0
Labor Hour	0	0
TYPE OF CONTRACTOR		
Small Disadvantaged Business	0	0
Other Small Business	0	0
Large Business	0	0
JWOD Nonprofit Agency	0	0
Educational, Nonprofit & HBCU/MI	0	0
State & Local Government	0	0
Foreign Contractor	0	0
Domestic Contractor Performing Outside US	0	0
WOMAN-OWNED BUSINESS		
Small	0	0
Other	0	0
PREFERENCE PROGRAMS		
Directed JWOD	0	0
8 (a) Program	0	0
Small Disadvantaged Bus Set-Aside	0	0
Small Business Set-aside	0	0
Buy Indian/Self Determination Act	0	0
No Preference Program or Not Listed	0	0
COMMERCIAL ITEM ACQUISITION		
SUBJECT TO LABOR STATUTES		
Walsh Healy Act	0	0
Service Contract Act	0	0
Davis Bacon Act	0	0
Not Subject to Above Acts	0	0
PRODUCT OR SERVICE		
Supplies & Equipment	0	0
ADP Equipment, Purchase and Lease	0	0
Research & Development	0	0
Construction	0	0
Architect & Engineering	0	0
Real Property, Purchase & Lease, or Maintenance	0	0
ADP Services (includes Installation & Maintenance)	0	0
Other Services	0	0

FEDERAL PROCUREMENT DATA SYSTEM
Merit Systems Protection Board
Actions Reported in Summary on SF281
Fiscal Year 1997 Through Fourth Quarter

PART I - PRIME CONTRACTS							
	PROCUREMENT METHODS	Number of Actions (a)	NET DOLLAR AMOUNTS (000)				
			Small Business Concerns (b)	Large Business Concerns (c)	Domestic Outside U.S./ Foreign (d)	Other Entities (e)	Total Dollars (f)
NEW AWARDS AND MODIFICATIONS	1. Tariff or Regulated Acquisitions	0				0	
	2. Contracts for Foreign Government or International Organization	0				0	
	3. Simplified Acquisitions	1,642	500	301	0	0	801
	4. Delivery Orders - GSA Schedules Only	163	26	397	0	0	423
	5. Delivery Orders- Other Federal Schedules	1	-3	0	0	0	-3
	6. Delivery Orders - All Other	0	0	0	0	0	0
	7. Other Procurement Methods	75	29	1	0	27	57
	8. TOTAL NEW AWARDS AND MODIFICATIONS	1,881	552	699	0	27	1,278
COMPETITION	9. Competed	1,263	317	655	0	0	972
	10. Not Competed	397	139	20	0	0	159
	11. Not Available for Competition	221	96	24	0	27	147
MODIFICATIONS	12. TOTAL MODIFICATIONS (Excluding Line 3)	29					-38

PART II - SELECTED SOCIOECONOMIC STATISTICS (Includes both new awards and modifications)					
TYPE OF CONTRACTOR			PREFERENCE PROGRAMS		
CATEGORY	Number of Actions (a)	Total net Dollars (b)	CATEGORY	Number of Actions (a)	Total net Dollars (b)
Small Business	1,336	552	Small Business Set-Aside	4	8
Small Disadvantaged Business	7	3	Small Disadvantaged Business Set-Aside	0	0
Women-Owned Small Business	903	182	8(a) Contract Award	50	29
JWOD Nonprofit Agency	0	0			
HBCU/MI	0	0			

Merit Systems Protection Board
Actions Reported Individually on SF279
Fiscal Year 1997 Through Fourth Quarter

	Actions	Dollars (000)
TOTAL	1	80
CICA APPLICABILITY		
Pre-CICA	0	0
CICA Awards	1	80
Simplified Acquisitions	0	0
Subject to Statute other than CICA	0	0
KIND OF CONTRACT ACTION		
Initial Letter Contract	0	0
Def. Contract Superseding Letter	0	0
New Definitive Contract	0	0
Simplified Acquisitions	0	0
Order Under Single Award Indefinite Delivery Contract	0	0
Order Under BOA	0	0
Order /Mod Under GSA Schedule	0	0
Order/Mod Under Other Federal Schedule	0	0
Modifications	0	0
Order Under Multiple Awards Contract	1	80
Terminations	0	0
SYNOPSIS OF PROCUREMENT PRIOR TO AWARD		
Synopsized Prior to Award	1	80
Not Synopsized Due to Urgency	0	0
Not Synopsized for Other Reason	0	0

FEDERAL PROCUREMENT DATA SYSTEM
Merit Systems Protection Board
Actions Reported Individually on SF279
Fiscal Year 1997 Through Fourth Quarter

	Actions	Dollars (000)
SOLICITATION PROCEDURE		
Full and Open Competition - Sealed Bid	0	0
Full and Open Competition - Comp Proposal	0	0
Full and Open Competition - Combination	0	0
Architect Engineer	0	0
Basic Research	0	0
Multiple Award Schedule	1	80
Alternate Source/Reduced Cost	0	0
Alternate Source/Mobilization	0	0
Alternate Source/Eng R & D	0	0
Set-aside	0	0
Other than Full and Open Competition	0	0
FULL AND OPEN COMPETITION WITH ONLY ONE BIDDER/OFFERER	0	0
AUTHORITY FOR OTHER THAN FULL AND OPEN COMPETITION		
Only One Source	0	0
- Follow-on Contract	0	0
- Utilities (Regulated & Telecommunications)	0	0
Unusual & Compelling Urgency	0	0
Mobilization/Essential R&D	0	0
International Agreement	0	0
Authorized by Statute	0	0
Authorized Resale	0	0
National Security	0	0
Public Interest	0	0
EXTENT COMPLETED		
Competed	1	80
Not Available for Competition	0	0
Follow-on to Completed Action	0	0
Not Completed	0	0
TYPE OF CONTRACT		
Fixed Price	1	80
Cost Reimbursement	0	0
Time and Material	0	0
Labor Hour	0	0
TYPE OF CONTRACTOR		
Small Disadvantaged Business	0	0
Other Small Business	0	0
Large Business	1	80
JWOD Nonprofit Agency	0	0
Educational, Nonprofit & HBCU/MI	0	0
State & Local Government	0	0
Foreign Contractor	0	0
Domestic Contractor Performing Outside US	0	0
WOMAN-OWNED BUSINESS		
Small	0	0
Other	0	0
PREFERENCE PROGRAMS		
Directed JWOD	0	0
8 (a) Program	0	0
Small Disadvantaged Bus Set-Aside	0	0
Small Business Set-aside	0	0
Buy Indian/Self Determination Act	0	0
No Preference Program or Not Listed	1	80
COMMERCIAL ITEM ACQUISITION	1	80
SUBJECT TO LABOR STATUTES		
Walsh Healy Act	0	0
Service Contract Act	0	0
Davis Bacon Act	0	0
Not Subject to Above Acts	1	80
PRODUCT OR SERVICE		
Supplies & Equipment	1	80
ADP Equipment, Purchase and Lease	0	0
Research & Development	0	0
Construction	0	0
Architect & Engineering	0	0
Real Property, Purchase & Lease, or Maintenance	0	0
ADP Services (includes Installation & Maintenance)	0	0
Other Services	0	0

FEDERAL PROCUREMENT DATA SYSTEM
National Aeronautics and Space Administration
Actions Reported in Summary on SF281
Fiscal Year 1997 Through Fourth Quarter

PART I - PRIME CONTRACTS							
	PROCUREMENT METHODS	Number of Actions (a)	NET DOLLAR AMOUNTS (000)				Total Dollars (f)
			Small Business Concerns (b)	Large Business Concerns (c)	Domestic Outside U.S./ Foreign (d)	Other Entities (e)	
NEW AWARDS AND MODIFICATIONS	1. Tariff or Regulated Acquisitions	0					0
	2. Contracts for Foreign Government or International Organization	0					0
	3. Simplified Acquisitions	35,810	83,800	75,779	820	7,904	168,303
	4. Delivery Orders - GSA Schedules Only	3,335	8,413	9,258	0	0	17,671
	5. Delivery Orders- Other Federal Schedules	0	0	0	0	0	0
	6. Delivery Orders - All Other	0	0	0	0	0	0
	7. Other Procurement Methods	1,268	6,636	0	0	0	6,636
	8. TOTAL NEW AWARDS AND MODIFICATIONS	40,413	98,849	85,037	820	7,904	192,810
COMPETITION	9. Competed	12,715	43,222	57,613	161	815	101,811
	10. Not Competed	5,799	33,932	23,314	597	6,366	64,209
	11. Not Available for Competition	21,899	21,695	4,110	62	723	28,590
MODIFICATIONS	12. TOTAL MODIFICATIONS (Excluding Line 3)	0					0

PART II - SELECTED SOCIOECONOMIC STATISTICS (Includes both new awards and modifications)					
TYPE OF CONTRACTOR			PREFERENCE PROGRAMS		
CATEGORY	Number of Actions (a)	Total net Dollars (b)	CATEGORY	Number of Actions (a)	Total net Dollars (b)
Small Business	36,757	98,849	Small Business Set-Aside	8,608	43,860
Small Disadvantaged Business	575	3,066	Small Disadvantaged Business Set-Aside	0	0
Women-Owned Small Business	983	3,132	8(a) Contract Award	1,268	6,636
JWOD Nonprofit Agency	0	0			
HBCU/MI	0	0			

National Aeronautics and Space Administration
Actions Reported Individually on SF279
Fiscal Year 1997 Through Fourth Quarter

	Actions	Dollars (000)
TOTAL	17,854	11,181,502
CICA APPLICABILITY		
Pre-CICA	272	264,943
CICA Awards	16,384	10,861,424
Simplified Acquisitions	1,198	55,135
Subject to Statute other than CICA	0	0
KIND OF CONTRACT ACTION		
Initial Letter Contract	19	17,803
Def. Contract Superseding Letter	0	0
New Definitive Contract	1,458	415,844
Simplified Acquisitions	1,005	53,934
Order Under Single Award Indefinite Delivery Contract	1,135	132,303
Order Under BOA	37	3,290
Order /Mod Under GSA Schedule	498	29,021
Order/Mod Under Other Federal Schedule	0	0
Modifications	13,683	10,528,402
Order Under Multiple Awards Contract	9	859
Terminations	10	246
SYNOPSIS OF PROCUREMENT PRIOR TO AWARD		
Synopsized Prior to Award	14,286	10,176,109
Not Synopsized Due to Urgency	35	2,950
Not Synopsized for Other Reason	3,533	1,002,443

FEDERAL PROCUREMENT DATA SYSTEM
National Aeronautics and Space Administration
 Actions Reported Individually on SF279
 Fiscal Year 1997 Through Fourth Quarter

	Actions	Dollars (000)
SOLICITATION PROCEDURE		
Full and Open Competition - Sealed Bid	821	89,591
Full and Open Competition - Comp Proposal	5,358	3,830,683
Full and Open Competition - Combination	23	1,172
Architect Engineer	378	43,508
Basic Research	651	211,857
Multiple Award Schedule	509	31,540
Alternate Source/Reduced Cost	23	81,579
Alternate Source/Mobilization	0	0
Alternate Source/Eng R & D	0	0
Set-aside	3,928	641,782
Other than Full and Open Competition	4,693	5,929,712
FULL AND OPEN COMPETITION WITH ONLY ONE BIDDER/OFFERER	757	501,030
AUTHORITY FOR OTHER THAN FULL AND OPEN COMPETITION		
Only One Source	2,243	2,248,701
- Follow-on Contract	64	434,331
- Utilities (Regulated & Telecommunications)	180	39,009
Unusual & Compelling Urgency	104	43,526
Mobilization/Essential R&D	141	361,106
International Agreement	29	125,635
Authorized by Statute	2,013	248,789
Authorized Resale	0	0
National Security	60	25,902
Public Interest	103	2,876,053
EXTENT COMPLETED		
Completed	12,448	5,310,675
Not Available for Competition	2,185	238,073
Follow-on to Completed Action	145	778,025
Not Completed	3,076	4,854,729
TYPE OF CONTRACT		
Fixed Price	10,716	1,502,332
Cost Reimbursement	6,852	9,643,679
Time and Material	281	34,858
Labor Hour	5	833
TYPE OF CONTRACTOR		
Small Disadvantaged Business	3,787	484,850
Other Small Business	5,127	649,542
Large Business	6,936	8,249,699
JWOD Nonprofit Agency	11	1,453
Educational, Nonprofit & HBCU/MI	1,338	1,523,241
State & Local Government	470	91,090
Foreign Contractor	152	179,072
Domestic Contractor Performing Outside US	33	2,555
WOMAN-OWNED BUSINESS		
Small	1,030	168,675
Other	0	0
PREFERENCE PROGRAMS		
Directed JWOD	11	1,453
8 (a) Program	2,495	328,618
Small Disadvantaged Bus Set-Aside	0	0
Small Business Set-aside	3,727	524,467
Buy Indian/Self Determination Act	0	0
No Preference Program or Not Listed	11,621	10,326,964
COMMERCIAL ITEM ACQUISITION	1,976	209,644
SUBJECT TO LABOR STATUTES		
Walsh Healy Act	4,196	3,892,224
Service Contract Act	2,779	3,436,111
Davis Bacon Act	1,598	293,775
Not Subject to Above Acts	9,281	3,559,392
PRODUCT OR SERVICE		
Supplies & Equipment	2,262	1,564,970
ADP Equipment, Purchase and Lease	2,818	228,958
Research & Development	4,828	3,420,049
Construction	1,857	351,919
Architect & Engineering	424	56,427
Real Property, Purchase & Lease, or Maintenance	29	2,084
ADP Services (includes Installation & Maintenance)	553	502,448
Other Services	5,083	5,054,647

FEDERAL PROCUREMENT DATA SYSTEM
National Archives and Records Administration
 Actions Reported in Summary on SF281
 Fiscal Year 1997 Through Fourth Quarter

PART I - PRIME CONTRACTS						
	PROCUREMENT METHODS	Number of Actions (a)	NET DOLLAR AMOUNTS (000)			
			Small Business Concerns (b)	Large Business Concerns (c)	Domestic Outside U.S./ Foreign (d)	Other Entities (e)
NEW AWARDS AND MODIFICATIONS	1. Tariff or Regulated Acquisitions	33				6
	2. Contracts for Foreign Government or International Organization	4				2
	3. Simplified Acquisitions	1,897	825	422	0	1,266
	4. Delivery Orders - GSA Schedules Only	863	263	639	0	903
	5. Delivery Orders- Other Federal Schedules	26	9	45	0	54
	6. Delivery Orders - All Other	172	16	53	0	287
	7. Other Procurement Methods	48	0	42	0	48
	8. TOTAL NEW AWARDS AND MODIFICATIONS	3,043	1,113	1,201	0	2,576
COMPETITION	9. Competed	1,385	536	705	0	1,266
	10. Not Competed	357	230	143	0	387
	11. Not Available for Competition	1,301	347	353	0	915
MODIFICATIONS	12. TOTAL MODIFICATIONS (Excluding Line 3)	0				0

PART II - SELECTED SOCIOECONOMIC STATISTICS (Includes both new awards and modifications)					
TYPE OF CONTRACTOR			PREFERENCE PROGRAMS		
CATEGORY	Number of Actions (a)	Total net Dollars (b)	CATEGORY	Number of Actions (a)	Total net Dollars (b)
Small Business	1,652	1,113	Small Business Set-Aside	725	640
Small Disadvantaged Business	0	0	Small Disadvantaged Business Set-Aside	1	3
Women-Owned Small Business	24	92	8(a) Contract Award	0	0
JWOD Nonprofit Agency	0	0			
HBCU/MI	11	162			

National Archives and Records Administration
 Actions Reported Individually on SF279
 Fiscal Year 1997 Through Fourth Quarter

	Actions	Dollars (000)
TOTAL	33	6,555
CICA APPLICABILITY		
Pre-CICA	0	0
CICA Awards	30	6,368
Simplified Acquisitions	2	87
Subject to Statute other than CICA	1	100
KIND OF CONTRACT ACTION		
Initial Letter Contract	2	1,730
Def. Contract Superseding Letter	0	0
New Definitive Contract	2	1,193
Simplified Acquisitions	2	87
Order Under Single Award Indefinite Delivery Contract	12	1,817
Order Under BOA	0	0
Order /Mod Under GSA Schedule	1	30
Order/Mod Under Other Federal Schedule	0	0
Modifications	14	1,698
Order Under Multiple Awards Contract	0	0
Terminations	0	0
SYNOPSIS OF PROCUREMENT PRIOR TO AWARD		
Synopsized Prior to Award	25	5,018
Not Synopsized Due to Urgency	0	0
Not Synopsized for Other Reason	8	1,537

FEDERAL PROCUREMENT DATA SYSTEM
National Archives and Records Administration
 Actions Reported Individually on SF279
 Fiscal Year 1997 Through Fourth Quarter

	Actions	Dollars (000)
SOLICITATION PROCEDURE		
Full and Open Competition - Sealed Bid	4	2,923
Full and Open Competition - Comp Proposal	8	752
Full and Open Competition - Combination	0	0
Architect Engineer	0	0
Basic Research	0	0
Multiple Award Schedule	1	30
Alternate Source/Reduced Cost	0	0
Alternate Source/Mobilization	0	0
Alternate Source/Eng R & D	0	0
Set-aside	11	1,269
Other than Full and Open Competition	6	1,394
FULL AND OPEN COMPETITION WITH ONLY ONE BIDDER/OFFERER	3	299
AUTHORITY FOR OTHER THAN FULL AND OPEN COMPETITION		
Only One Source	4	1,195
- Follow-on Contract	0	0
- Utilities (Regulated & Telecommunications)	1	603
Unusual & Compelling Urgency	0	0
Mobilization/Essential R&D	0	0
International Agreement	0	0
Authorized by Statute	2	199
Authorized Resale	0	0
National Security	0	0
Public Interest	0	0
EXTENT COMPETED		
Competed	27	5,230
Not Available for Competition	2	633
Follow-on to Competed Action	0	0
Not Competed	4	692
TYPE OF CONTRACT		
Fixed Price	33	6,555
Cost Reimbursement	0	0
Time and Material	0	0
Labor Hour	0	0
TYPE OF CONTRACTOR		
Small Disadvantaged Business	3	316
Other Small Business	21	3,034
Large Business	1	30
JWOD Nonprofit Agency	2	1,911
Educational, Nonprofit & HBCU/MI	2	633
State & Local Government	4	631
Foreign Contractor	0	0
Domestic Contractor Performing Outside US	0	0
WOMAN OWNED BUSINESS		
Small	6	672
Other	0	0
PREFERENCE PROGRAMS		
Directed JWOD	1	258
8 (a) Program	2	213
Small Disadvantaged Bus Set-Aside	0	0
Small Business Set-aside	21	4,592
Buy Indian/Self Determination Act	0	0
No Preference Program or Not Listed	9	1,492
COMMERCIAL ITEM ACQUISITION	3	747
SUBJECT TO LABOR STATUTES		
Walsh Healy Act	5	2,953
Service Contract Act	23	2,767
Davis Bacon Act	0	0
Not Subject to Above Acts	5	835
PRODUCT OR SERVICE		
Supplies & Equipment	4	2,923
ADP Equipment, Purchase and Lease	1	44
Research & Development	0	0
Construction	2	154
Architect & Engineering	0	0
Real Property, Purchase & Lease, or Maintenance	0	0
ADP Services (includes Installation & Maintenance)	0	0
Other Services	26	3,434

FEDERAL PROCUREMENT DATA SYSTEM
National Capital Planning Commission
 Actions Reported in Summary on SF281
 Fiscal Year 1997 Through Fourth Quarter

PART I - PRIME CONTRACTS							
	PROCUREMENT METHODS	Number of Actions (a)	NET DOLLAR AMOUNTS (000)				Total Dollars (f)
			Small Business Concerns (b)	Large Business Concerns (c)	Domestic Outside U.S./ Foreign (d)	Other Entities (e)	
NEW AWARDS AND MODIFICATIONS	1. Tariff or Regulated Acquisitions	0					0
	2. Contracts for Foreign Government or International Organization	0					0
	3. Simplified Acquisitions	116	159	225	0	0	384
	4. Delivery Orders - GSA Schedules Only	12	0	7	0	0	7
	5. Delivery Orders- Other Federal Schedules	0	0	0	0	0	0
	6. Delivery Orders - All Other	0	0	0	0	0	0
	7. Other Procurement Methods	0	0	0	0	0	0
	8. TOTAL NEW AWARDS AND MODIFICATIONS	128	159	232	0	0	391
COMPETITION	9. Competed	36	18	61	0	0	79
	10. Not Competed	92	141	171	0	0	312
	11. Not Available for Competition	0	0	0	0	0	0
MODIFICATIONS	12. TOTAL MODIFICATIONS (Excluding Line 3)	0					0

PART II - SELECTED SOCIOECONOMIC STATISTICS (Includes both new awards and modifications)					
TYPE OF CONTRACTOR			PREFERENCE PROGRAMS		
CATEGORY	Number of Actions (a)	Total net Dollars (b)	CATEGORY	Number of Actions (a)	Total net Dollars (b)
Small Business	39	159	Small Business Set-Aside	0	0
Small Disadvantaged Business	0	0	Small Disadvantaged Business Set-Aside	0	0
Women-Owned Small Business	2	1	8(a) Contract Award	0	0
JWOD Nonprofit Agency	0	0			
HBCU/MI	0	0			

National Capital Planning Commission
 Actions Reported Individually on SF279
 Fiscal Year 1997 Through Fourth Quarter

	Actions	Dollars (000)
TOTAL	7	213
CICA APPLICABILITY		
Pre-CICA	1	6
CICA Awards	0	0
Simplified Acquisitions	6	207
Subject to Statute other than CICA	0	0
KIND OF CONTRACT ACTION		
Initial Letter Contract	0	0
Def. Contract Superseding Letter	0	0
New Definitive Contract	0	0
Simplified Acquisitions	6	207
Order Under Single Award Indefinite Delivery Contract	0	0
Order Under BOA	0	0
Order /Mod Under GSA Schedule	0	0
Order/Mod Under Other Federal Schedule	0	0
Modifications	1	6
Order Under Multiple Awards Contract	0	0
Terminations	0	0
SYNOPSIS OF PROCUREMENT PRIOR TO AWARD		
Synopsized Prior to Award	0	0
Not Synopsized Due to Urgency	0	0
Not Synopsized for Other Reason	7	213

FEDERAL PROCUREMENT DATA SYSTEM
National Capital Planning Commission
 Actions Reported Individually on SF279
 Fiscal Year 1997 Through Fourth Quarter

SOLICITATION PROCEDURE	Actions	Dollars (000)
Full and Open Competition - Sealed Bid	0	0
Full and Open Competition - Comp Proposal	0	0
Full and Open Competition - Combination	0	0
Architect Engineer	0	0
Basic Research	0	0
Multiple Award Schedule	0	0
Alternate Source/Reduced Cost	0	0
Alternate Source/Mobilization	0	0
Alternate Source/Eng R & D	0	0
Set-aside	0	0
Other than Full and Open Competition	0	0
FULL AND OPEN COMPETITION WITH ONLY ONE BIDDER/OFFERER	0	0
AUTHORITY FOR OTHER THAN FULL AND OPEN COMPETITION		
Only One Source	0	0
- Follow-on Contract	0	0
- Utilities (Regulated & Telecommunications)	0	0
Unusual & Compelling Urgency	0	0
Mobilization/Essential R&D	0	0
International Agreement	0	0
Authorized by Statute	0	0
Authorized Resale	0	0
National Security	0	0
Public Interest	0	0
EXTENT COMPETED		
Competed	2	53
Not Available for Competition	0	0
Follow-on to Competed Action	0	0
Not Competed	5	160
TYPE OF CONTRACT		
Fixed Price	7	213
Cost Reimbursement	0	0
Time and Material	0	0
Labor Hour	0	0
TYPE OF CONTRACTOR		
Small Disadvantaged Business	0	0
Other Small Business	3	126
Large Business	4	87
JWOD Nonprofit Agency	0	0
Educational, Nonprofit & HBCU/MI	0	0
State & Local Government	0	0
Foreign Contractor	0	0
Domestic Contractor Performing Outside US	0	0
WOMAN-OWNED BUSINESS		
Small	0	0
Other	0	0
PREFERENCE PROGRAMS		
Directed JWOD	0	0
8 (a) Program	0	0
Small Disadvantaged Bus Set-Aside	0	0
Small Business Set-aside	0	0
Buy Indian/Self Determination Act	0	0
No Preference Program or Not Listed	7	213
COMMERCIAL ITEM ACQUISITION		
	0	0
SUBJECT TO LABOR STATUTES		
Walsh Healy Act	0	0
Service Contract Act	0	0
Davis Bacon Act	0	0
Not Subject to Above Acts	7	213
PRODUCT OR SERVICE		
Supplies & Equipment	5	137
ADP Equipment, Purchase and Lease	0	0
Research & Development	0	0
Construction	0	0
Architect & Engineering	0	0
Real Property, Purchase & Lease, or Maintenance	0	0
ADP Services (includes Installation & Maintenance)	0	0
Other Services	2	76

FEDERAL PROCUREMENT DATA SYSTEM
National Endowment For The Arts
 Actions Reported in Summary on SF281
 Fiscal Year 1997 Through Fourth Quarter

PART I - PRIME CONTRACTS							
	PROCUREMENT METHODS	Number of Actions (a)	NET DOLLAR AMOUNTS (000)				Total Dollars (f)
			Small Business Concerns (b)	Large Business Concerns (c)	Domestic Outside U.S./ Foreign (d)	Other Entities (e)	
NEW AWARDS AND MODIFICATIONS	1. Tariff or Regulated Acquisitions	0					0
	2. Contracts for Foreign Government or International Organization	0					0
	3. Simplified Acquisitions	198	478	20	0	0	498
	4. Delivery Orders - GSA Schedules Only	7	35	24	0	0	59
	5. Delivery Orders - Other Federal Schedules	0	0	0	0	0	0
	6. Delivery Orders - All Other	0	0	0	0	0	0
	7. Other Procurement Methods	0	0	0	0	0	0
	8. TOTAL NEW AWARDS AND MODIFICATIONS	205	513	44	0	0	557
COMPETITION	9. Competed	39	385	24	0	0	409
	10. Not Competed	166	128	20	0	0	148
	11. Not Available for Competition	0	0	0	0	0	0
MODIFICATIONS	12. TOTAL MODIFICATIONS (Excluding Line 3)	0					0

PART II - SELECTED SOCIOECONOMIC STATISTICS (Includes both new awards and modifications)					
TYPE OF CONTRACTOR			PREFERENCE PROGRAMS		
CATEGORY	Number of Actions (a)	Total net Dollars (b)	CATEGORY	Number of Actions (a)	Total net Dollars (b)
Small Business	199	513	Small Business Set-Aside	19	238
Small Disadvantaged Business	29	41	Small Disadvantaged Business Set-Aside	0	0
Women-Owned Small Business	9	74	8(a) Contract Award	0	0
JWOD Nonprofit Agency	0	0			
HBCU/MI	0	0			

National Endowment For The Arts
 Actions Reported Individually on SF279
 Fiscal Year 1997 Through Fourth Quarter

	Actions	Dollars (000)
TOTAL	10	831
CICA APPLICABILITY		
Pre-CICA	0	0
CICA Awards	10	831
Simplified Acquisitions	0	0
Subject to Statute other than CICA	0	0
KIND OF CONTRACT ACTION		
Initial Letter Contract	0	0
Def. Contract Superseding Letter	0	0
New Definitive Contract	2	227
Simplified Acquisitions	0	0
Order Under Single Award Indefinite Delivery Contract	0	0
Order Under BOA	0	0
Order /Mod Under GSA Schedule	5	438
Order/Mod Under Other Federal Schedule	0	0
Modifications	3	266
Order Under Multiple Awards Contract	0	0
Terminations	0	0
SYNOPSIS OF PROCUREMENT PRIOR TO AWARD		
Synopsized Prior to Award	8	634
Not Synopsized Due to Urgency	0	0
Not Synopsized for Other Reason	2	297

FEDERAL PROCUREMENT DATA SYSTEM
National Endowment For The Arts
 Actions Reported Individually on SF279
 Fiscal Year 1997 Through Fourth Quarter

SOLICITATION PROCEDURE	Actions	Dollars (000)
Full and Open Competition - Sealed Bid	0	0
Full and Open Competition - Comp Proposal	1	37
Full and Open Competition - Combination	0	0
Architect Engineer	0	0
Basic Research	0	0
Multiple Award Schedule	5	438
Alternate Source/Reduced Cost	0	0
Alternate Source/Mobilization	0	0
Alternate Source/Eng R & D	0	0
Set-aside	2	159
Other than Full and Open Competition	2	297
FULL AND OPEN COMPETITION WITH ONLY ONE BIDDER/OFFERER	1	37
AUTHORITY FOR OTHER THAN FULL AND OPEN COMPETITION		
Only One Source	0	0
- Follow-on Contract	0	0
- Utilities (Regulated & Telecommunications)	0	0
Unusual & Compelling Urgency	0	0
Mobilization/Essential R&D	0	0
International Agreement	0	0
Authorized by Statute	2	297
Authorized Resale	0	0
National Security	0	0
Public Interest	0	0
EXTENT COMPETED		
Competed	8	634
Not Available for Competition	2	297
Follow-on to Competed Action	0	0
Not Competed	0	0
TYPE OF CONTRACT		
Fixed Price	10	931
Cost Reimbursement	0	0
Time and Material	0	0
Labor Hour	0	0
TYPE OF CONTRACTOR		
Small Disadvantaged Business	2	297
Other Small Business	4	482
Large Business	4	152
JWOD Nonprofit Agency	0	0
Educational, Nonprofit & HBCU/MI	0	0
State & Local Government	0	0
Foreign Contractor	0	0
Domestic Contractor Performing Outside US	0	0
WOMAN OWNED BUSINESS		
Small	0	0
Other	0	0
PREFERENCE PROGRAMS		
Directed JWOD	0	0
8 (a) Program	2	297
Small Disadvantaged Bus Set-Aside	0	0
Small Business Set-aside	2	159
Buy Indian/Self Determination Act	0	0
No Preference Program or Not Listed	6	475
COMMERCIAL ITEM ACQUISITION	2	325
SUBJECT TO LABOR STATUTES		
Walsh Healy Act	3	115
Service Contract Act	5	491
Davis Bacon Act	0	0
Not Subject to Above Acts	2	325
PRODUCT OR SERVICE		
Supplies & Equipment	0	0
ADP Equipment, Purchase and Lease	2	338
Research & Development	0	0
Construction	0	0
Architect & Engineering	0	0
Real Property, Purchase & Lease, or Maintenance	0	0
ADP Services (includes Installation & Maintenance)	4	224
Other Services	4	369

FEDERAL PROCUREMENT DATA SYSTEM
National Endowment For The Humanities
 Actions Reported in Summary on SF281
 Fiscal Year 1997 Through Fourth Quarter

PART I - PRIME CONTRACTS							
	PROCUREMENT METHODS	Number of Actions (a)	NET DOLLAR AMOUNTS (000)				Total Dollars (f)
			Small Business Concerns (b)	Large Business Concerns (c)	Domestic Outside U.S./ Foreign (d)	Other Entities (e)	
NEW AWARDS AND MODIFICATIONS	1. Tariff or Regulated Acquisitions	0					0
	2. Contracts for Foreign Government or International Organization	0					0
	3. Simplified Acquisitions	1,241	958	157	0	78	1,193
	4. Delivery Orders - GSA Schedules Only	34	97	94	0	0	191
	5. Delivery Orders- Other Federal Schedules	0	0	0	0	0	0
	6. Delivery Orders - All Other	0	0	0	0	0	0
	7. Other Procurement Methods	0	0	0	0	0	0
	8. TOTAL NEW AWARDS AND MODIFICATIONS	1,275	1,055	251	0	78	1,384
COMPETITION	9. Competed	912	574	61	0	0	635
	10. Not Competed	169	416	127	0	4	547
	11. Not Available for Competition	194	65	63	0	74	202
MODIFICATIONS	12. TOTAL MODIFICATIONS (Excluding Line 3)	0					0

PART II - SELECTED SOCIOECONOMIC STATISTICS (Includes both new awards and modifications)					
TYPE OF CONTRACTOR			PREFERENCE PROGRAMS		
CATEGORY	Number of Actions (a)	Total net Dollars (b)	CATEGORY	Number of Actions (a)	Total net Dollars (b)
Small Business	1,051	1,055	Small Business Set-Aside	247	640
Small Disadvantaged Business	133	62	Small Disadvantaged Business Set-Aside	1	7
Women-Owned Small Business	536	318	8(a) Contract Award	0	0
JWOD Nonprofit Agency	0	0			
HBCU/M	0	0			

National Endowment For The Humanities
 Actions Reported Individually on SF279
 Fiscal Year 1997 Through Fourth Quarter

	Actions	Dollars (000)
TOTAL	7	416
CICA APPLICABILITY		
Pre-CICA	0	0
CICA Awards	7	416
Simplified Acquisitions	0	0
Subject to Statute other than CICA	0	0
KIND OF CONTRACT ACTION		
Initial Letter Contract	0	0
Def. Contract Superseding Letter	0	0
New Definitive Contract	2	167
Simplified Acquisitions	0	0
Order Under Single Award Indefinite Delivery Contract	0	0
Order Under BOA	0	0
Order /Mod Under GSA Schedule	5	249
Order/Mod Under Other Federal Schedule	0	0
Modifications	0	0
Order Under Multiple Awards Contract	0	0
Terminations	0	0
SYNOPSIS OF PROCUREMENT PRIOR TO AWARD		
Synopsized Prior to Award	7	416
Not Synopsized Due to Urgency	0	0
Not Synopsized for Other Reason	0	0

FEDERAL PROCUREMENT DATA SYSTEM
National Endowment For The Humanities
Actions Reported Individually on SF279
Fiscal Year 1997 Through Fourth Quarter

	Actions	Dollars (000)
SOLICITATION PROCEDURE		
Full and Open Competition - Sealed Bid	0	0
Full and Open Competition - Comp Proposal	0	0
Full and Open Competition - Combination	0	0
Architect Engineer	0	0
Basic Research	0	0
Multiple Award Schedule	5	249
Alternate Source/Reduced Cost	0	0
Alternate Source/Mobilization	0	0
Alternate Source/Eng R & D	0	0
Set-aside	2	167
Other than Full and Open Competition	0	0
FULL AND OPEN COMPETITION WITH ONLY ONE BIDDER/OFFERER	0	0
AUTHORITY FOR OTHER THAN FULL AND OPEN COMPETITION		
Only One Source	0	0
- Follow-on Contract	0	0
- Utilities (Regulated & Telecommunications)	0	0
Unusual & Compelling Urgency	0	0
Mobilization/Essential R&D	0	0
International Agreement	0	0
Authorized by Statute	0	0
Authorized Resale	0	0
National Security	0	0
Public Interest	0	0
EXTENT COMPETED		
Competed	7	416
Not Available for Competition	0	0
Follow-on to Competed Action	0	0
Not Competed	0	0
TYPE OF CONTRACT		
Fixed Price	7	416
Cost Reimbursement	0	0
Time and Material	0	0
Labor Hour	0	0
TYPE OF CONTRACTOR		
Small Disadvantaged Business	0	0
Other Small Business	3	242
Large Business	4	174
JWOD Nonprofit Agency	0	0
Educational, Nonprofit & HBCU/MI	0	0
State & Local Government	0	0
Foreign Contractor	0	0
Domestic Contractor Performing Outside US	0	0
WOMAN-OWNED BUSINESS		
Small	2	167
Other	0	0
PREFERENCE PROGRAMS		
Directed JWOD	0	0
8 (a) Program	0	0
Small Disadvantaged Bus Set-Aside	0	0
Small Business Set-aside	2	167
Buy Indian/Self Determination Act	0	0
No Preference Program or Not Listed	5	249
COMMERCIAL ITEM ACQUISITION	0	0
SUBJECT TO LABOR STATUTES		
Walsh Healy Act	5	249
Service Contract Act	2	167
Davis Bacon Act	0	0
Not Subject to Above Acts	0	0
PRODUCT OR SERVICE		
Supplies & Equipment	2	76
ADP Equipment, Purchase and Lease	2	146
Research & Development	0	0
Construction	0	0
Architect & Engineering	0	0
Real Property, Purchase & Lease, or Maintenance	0	0
ADP Services (includes Installation & Maintenance)	1	27
Other Services	2	167

FEDERAL PROCUREMENT DATA SYSTEM
National Gallery of Art
 Actions Reported in Summary on SF281
 Fiscal Year 1997 Through Fourth Quarter

PART I - PRIME CONTRACTS							
	PROCUREMENT METHODS	Number of Actions (a)	NET DOLLAR AMOUNTS (000)				Total Dollars (f)
			Small Business Concerns (b)	Large Business Concerns (c)	Domestic Outside U.S./ Foreign (d)	Other Entities (e)	
NEW AWARDS AND MODIFICATIONS	1. Tariff or Regulated Acquisitions	0					0
	2. Contracts for Foreign Government or International Organization	0					0
	3. Simplified Acquisitions	2,455	2,062	53	302	0	2,417
	4. Delivery Orders - GSA Schedules Only	296	1,051	5	134	0	1,190
	5. Delivery Orders- Other Federal Schedules	0	0	0	0	0	0
	6. Delivery Orders - All Other	0	0	0	0	0	0
	7. Other Procurement Methods	0	0	0	0	0	0
	8. TOTAL NEW AWARDS AND MODIFICATIONS	2,751	3,113	58	436	0	3,607
COMPETITION	9. Competed	1,310	1,505	27	169	0	1,701
	10. Not Competed	459	584	16	72	0	672
	11. Not Available for Competition	982	1,024	15	195	0	1,234
MODIFICATIONS	12. TOTAL MODIFICATIONS (Excluding Line 3)	0					0

PART II - SELECTED SOCIOECONOMIC STATISTICS (Includes both new awards and modifications)					
TYPE OF CONTRACTOR			PREFERENCE PROGRAMS		
CATEGORY	Number of Actions (a)	Total net Dollars (b)	CATEGORY	Number of Actions (a)	Total net Dollars (b)
Small Business	2,003	3,113	Small Business Set-Aside	640	790
Small Disadvantaged Business	0	0	Small Disadvantaged Business Set-Aside	0	0
Women-Owned Small Business	0	0	8(a) Contract Award	0	0
JWOD Nonprofit Agency	0	0			
HBCU/MI	0	0			

National Gallery of Art
 Actions Reported Individually on SF279
 Fiscal Year 1997 Through Fourth Quarter

	Actions	Dollars (000)
TOTAL	33	4,661
CICA APPLICABILITY		
Pre-CICA	0	0
CICA Awards	33	4,661
Simplified Acquisitions	0	0
Subject to Statute other than CICA	0	0
KIND OF CONTRACT ACTION		
Initial Letter Contract	3	117
Def. Contract Superseding Letter	1	76
New Definitive Contract	8	1,426
Simplified Acquisitions	0	0
Order Under Single Award Indefinite Delivery Contract	1	99
Order Under BOA	0	0
Order /Mod Under GSA Schedule	0	0
Order/Mod Under Other Federal Schedule	0	0
Modifications	20	2,943
Order Under Multiple Awards Contract	0	0
Terminations	0	0
SYNOPSIS OF PROCUREMENT PRIOR TO AWARD		
Synopsized Prior to Award	26	3,587
Not Synopsized Due to Urgency	0	0
Not Synopsized for Other Reason	7	1,074

FEDERAL PROCUREMENT DATA SYSTEM
National Gallery of Art
Actions Reported Individually on SF279
Fiscal Year 1997 Through Fourth Quarter

	Actions	Dollars (000)
SOLICITATION PROCEDURE		
Full and Open Competition - Sealed Bid	3	80
Full and Open Competition - Comp Proposal	20	3,043
Full and Open Competition - Combination	0	0
Architect Engineer	4	489
Basic Research	0	0
Multiple Award Schedule	0	0
Alternate Source/Reduced Cost	0	0
Alternate Source/Mobilization	0	0
Alternate Source/Eng R & D	0	0
Set-aside	0	0
Other than Full and Open Competition	6	1,069
FULL AND OPEN COMPETITION WITH ONLY ONE BIDDER/OFFERER	0	0
AUTHORITY FOR OTHER THAN FULL AND OPEN COMPETITION		
Only One Source	1	8
- Follow-on Contract	1	8
- Utilities (Regulated & Telecommunications)	0	0
Unusual & Compelling Urgency	0	0
Mobilization/Essential R&D	0	0
International Agreement	0	0
Authorized by Statute	2	956
Authorized Resale	0	0
National Security	0	0
Public Interest	0	0
EXTENT COMPETED		
Competed	31	4,649
Not Available for Competition	0	0
Follow-on to Competed Action	2	12
Not Competed	0	0
TYPE OF CONTRACT		
Fixed Price	32	4,580
Cost Reimbursement	0	0
Time and Material	0	0
Labor Hour	1	81
TYPE OF CONTRACTOR		
Small Disadvantaged Business	2	77
Other Small Business	20	3,978
Large Business	11	606
JWOD Nonprofit Agency	0	0
Educational, Nonprofit & HBCU/MI	0	0
State & Local Government	0	0
Foreign Contractor	0	0
Domestic Contractor Performing Outside US	0	0
WOMAN-OWNED BUSINESS		
Small	0	0
Other	0	0
PREFERENCE PROGRAMS		
Directed JWOD	0	0
8 (a) Program	0	0
Small Disadvantaged Bus Set-Aside	0	0
Small Business Set-aside	0	0
Buy Indian/Self Determination Act	0	0
No Preference Program or Not Listed	33	4,661
COMMERCIAL ITEM ACQUISITION	5	193
SUBJECT TO LABOR STATUTES		
Walsh Healy Act	1	40
Service Contract Act	1	40
Davis Bacon Act	27	4,112
Not Subject to Above Acts	4	469
PRODUCT OR SERVICE		
Supplies & Equipment	0	0
ADP Equipment, Purchase and Lease	0	0
Research & Development	0	0
Construction	22	3,299
Architect & Engineering	10	1,322
Real Property, Purchase & Lease, or Maintenance	0	0
ADP Services (includes Installation & Maintenance)	0	0
Other Services	1	40

FEDERAL PROCUREMENT DATA SYSTEM
National Labor Relations Board
 Actions Reported in Summary on SF281
 Fiscal Year 1997 Through Fourth Quarter

PART I - PRIME CONTRACTS							
	PROCUREMENT METHODS	Number of Actions (a)	NET DOLLAR AMOUNTS (000)				
			Small Business Concerns (b)	Large Business Concerns (c)	Domestic Outside U.S./ Foreign (d)	Other Entities (e)	Total Dollars (f)
NEW AWARDS AND MODIFICATIONS	1. Tariff or Regulated Acquisitions	0				0	
	2. Contracts for Foreign Government or International Organization	0				0	
	3. Simplified Acquisitions	445	425	180	0	0	605
	4. Delivery Orders - GSA Schedules Only	405	328	493	0	0	821
	5. Delivery Orders- Other Federal Schedules	2	6	0	0	0	6
	6. Delivery Orders - All Other	0	0	0	0	0	0
	7. Other Procurement Methods	24	391	1	0	0	392
	8. TOTAL NEW AWARDS AND MODIFICATIONS	876	1,150	874	0	0	1,824
COMPETITION	9. Competed	265	291	105	0	0	396
	10. Not Competed	182	138	75	0	0	213
	11. Not Available for Competition	429	721	494	0	0	1,215
MODIFICATIONS	12. TOTAL MODIFICATIONS (Excluding Line 3)	540					1,336

PART II - SELECTED SOCIOECONOMIC STATISTICS (Includes both new awards and modifications)					
TYPE OF CONTRACTOR			PREFERENCE PROGRAMS		
CATEGORY	Number of Actions (a)	Total net Dollars (b)	CATEGORY	Number of Actions (a)	Total net Dollars (b)
Small Business	586	1,150	Small Business Set-Aside	0	0
Small Disadvantaged Business	9	79	Small Disadvantaged Business Set-Aside	0	0
Women-Owned Small Business	36	286	8(a) Contract Award	3	33
JWOD Nonprofit Agency	0	0			
HBCU/M	0	0			

National Labor Relations Board
 Actions Reported Individually on SF279
 Fiscal Year 1997 Through Fourth Quarter

	Actions	Dollars (000)
TOTAL	24	3,162
CICA APPLICABILITY		
Pre-CICA		
CICA Awards	2	134
Simplified Acquisitions	17	2,530
Subject to Statute other than CICA	2	83
	3	415
KIND OF CONTRACT ACTION		
Initial Letter Contract	0	0
Def. Contract Superseding Letter	0	0
New Definitive Contract	0	0
Simplified Acquisitions	2	83
Order Under Single Award Indefinite Delivery Contract	13	2,214
Order Under BOA	1	51
Order /Mod Under GSA Schedule	8	814
Order/Mod Under Other Federal Schedule	0	0
Modifications	0	0
Order Under Multiple Awards Contract	0	0
Terminations	0	0
SYNOPSIS OF PROCUREMENT PRIOR TO AWARD		
Synopsized Prior to Award	12	922
Not Synopsized Due to Urgency	0	0
Not Synopsized for Other Reason	12	2,240

FEDERAL PROCUREMENT DATA SYSTEM
National Labor Relations Board
Actions Reported Individually on SF279
Fiscal Year 1997 Through Fourth Quarter

SOLICITATION PROCEDURE	Actions	Dollars (000)
Full and Open Competition - Sealed Bid	3	81
Full and Open Competition - Comp Proposal	1	40
Full and Open Competition - Combination	0	0
Architect Engineer	0	0
Basic Research	0	0
Multiple Award Schedule	9	844
Alternate Source/Reduced Cost	0	0
Alternate Source/Mobilization	0	0
Alternate Source/Eng R & D	0	0
Set-aside	0	0
Other than Full and Open Competition	4	1,565
FULL AND OPEN COMPETITION WITH ONLY ONE BIDDER/OFFERER	1	40
AUTHORITY FOR OTHER THAN FULL AND OPEN COMPETITION		
Only One Source	0	0
- Follow-on Contract	0	0
- Utilities (Regulated & Telecommunications)	0	0
Unusual & Compelling Urgency	0	0
Mobilization/Essential R&D	0	0
International Agreement	0	0
Authorized by Statute	4	1,565
Authorized Resale	0	0
National Security	0	0
Public Interest	0	0
EXTENT COMPETED		
Competed	15	1,092
Not Available for Competition	8	1,863
Follow-on to Competed Action	0	0
Not Competed	1	207
TYPE OF CONTRACT		
Fixed Price	22	3,107
Cost Reimbursement	2	55
Time and Material	0	0
Labor Hour	0	0
TYPE OF CONTRACTOR		
Small Disadvantaged Business	4	1,596
Other Small Business	6	371
Large Business	14	1,195
JWOD Nonprofit Agency	0	0
Educational, Nonprofit & HBCU/MI	0	0
State & Local Government	0	0
Foreign Contractor	0	0
Domestic Contractor Performing Outside US	0	0
WOMAN-OWNED BUSINESS		
Small	3	107
Other	0	0
PREFERENCE PROGRAMS		
Directed JWOD	0	0
8 (a) Program	4	1,596
Small Disadvantaged Bus Set-Aside	0	0
Small Business Set-aside	6	371
Buy Indian/Self Determination Act	0	0
No Preference Program or Not Listed	14	1,195
COMMERCIAL ITEM ACQUISITION	3	1,568
SUBJECT TO LABOR STATUTES		
Walsh Healy Act	7	786
Service Contract Act	4	109
Davis Bacon Act	0	0
Not Subject to Above Acts	13	2,267
PRODUCT OR SERVICE		
Supplies & Equipment	3	118
ADP Equipment, Purchase and Lease	5	867
Research & Development	0	0
Construction	0	0
Architect & Engineering	0	0
Real Property, Purchase & Lease, or Maintenance	0	0
ADP Services (includes Installation & Maintenance)	4	304
Other Services	12	1,873

**FEDERAL PROCUREMENT DATA SYSTEM
National Mediation Board
Actions Reported in Summary on SF281
Fiscal Year 1997 Through Fourth Quarter**

PART I - PRIME CONTRACTS							
	PROCUREMENT METHODS	Number of Actions (a)	NET DOLLAR AMOUNTS (000)				Total Dollars (f)
			Small Business Concerns (b)	Large Business Concerns (c)	Domestic Outside U.S./ Foreign (d)	Other Entities (e)	
NEW AWARDS AND MODIFICATIONS	1. Tariff or Regulated Acquisitions	0					0
	2. Contracts for Foreign Government or International Organization	0					0
	3. Simplified Acquisitions	74	89	76	0	0	165
	4. Delivery Orders - GSA Schedules Only	90	89	293	0	0	382
	5. Delivery Orders- Other Federal Schedules	0	0	0	0	0	0
	6. Delivery Orders - All Other	64	64	49	0	0	113
	7. Other Procurement Methods	0	0	0	0	0	0
	8. TOTAL NEW AWARDS AND MODIFICATIONS	228	242	418	0	0	660
COMPETITION	9. Competed	97	119	295	0	0	414
	10. Not Competed	106	82	107	0	0	189
	11. Not Available for Competition	25	41	16	0	0	57
MODIFICATIONS	12. TOTAL MODIFICATIONS (Excluding Line 3)	0					0

PART II - SELECTED SOCIOECONOMIC STATISTICS (Includes both new awards and modifications)					
TYPE OF CONTRACTOR			PREFERENCE PROGRAMS		
CATEGORY	Number of Actions (a)	Total net Dollars (b)	CATEGORY	Number of Actions (a)	Total net Dollars (b)
Small Business	132	242	Small Business Set-Aside	0	0
Small Disadvantaged Business	5	5	Small Disadvantaged Business Set-Aside	0	0
Women-Owned Small Business	2	4	8(a) Contract Award	0	0
JWOD Nonprofit Agency	0	0			
HBCU/MI	0	0			

**National Mediation Board
Actions Reported Individually on SF279
Fiscal Year 1997 Through Fourth Quarter**

	Actions	Dollars (000)
TOTAL		
CICA APPLICABILITY	211	1,197
Pre-CICA		
CICA Awards	0	0
Simplified Acquisitions	211	1,197
Subject to Statute other than CICA	0	0
KIND OF CONTRACT ACTION		
Initial Letter Contract		
Def. Contract Superseding Letter	211	1,197
New Definitive Contract	0	0
Simplified Acquisitions	0	0
Order Under Single Award Indefinite Delivery Contract	0	0
Order Under BOA	0	0
Order /Mod Under GSA Schedule	0	0
Order/Mod Under Other Federal Schedule	0	0
Modifications	0	0
Order Under Multiple Awards Contract	0	0
Terminations	0	0
SYNOPSIS OF PROCUREMENT PRIOR TO AWARD		
Synopsisized Prior to Award	0	0
Not Synopsisized Due to Urgency	0	0
Not Synopsisized for Other Reason	0	0
	211	1,197

FEDERAL PROCUREMENT DATA SYSTEM
National Mediation Board
 Actions Reported Individually on SF279
 Fiscal Year 1997 Through Fourth Quarter

	Actions	Dollars (000)
SOLICITATION PROCEDURE		
Full and Open Competition - Sealed Bid	0	0
Full and Open Competition - Comp Proposal	0	0
Full and Open Competition - Combination	0	0
Architect Engineer	0	0
Basic Research	0	0
Multiple Award Schedule	0	0
Alternate Source/Reduced Cost	0	0
Alternate Source/Mobilization	0	0
Alternate Source/Eng R & D	0	0
Set-aside	0	0
Other than Full and Open Competition	211	1,197
FULL AND OPEN COMPETITION WITH ONLY ONE BIDDER/OFFERER		
	0	0
AUTHORITY FOR OTHER THAN FULL AND OPEN COMPETITION		
Only One Source	211	1,197
- Follow-on Contract	0	0
- Utilities (Regulated & Telecommunications)	0	0
Unusual & Compelling Urgency	0	0
Mobilization/Essential R&D	0	0
International Agreement	0	0
Authorized by Statute	0	0
Authorized Resale	0	0
National Security	0	0
Public Interest	0	0
EXTENT COMPLETED		
Completed	210	1,188
Not Available for Competition	1	9
Follow-on to Completed Action	0	0
Not Completed	0	0
TYPE OF CONTRACT		
Fixed Price	1	6
Cost Reimbursement	0	0
Time and Material	0	0
Labor Hour	210	1,191
TYPE OF CONTRACTOR		
Small Disadvantaged Business	0	0
Other Small Business	210	1,188
Large Business	0	0
JWOD Nonprofit Agency	0	0
Educational, Nonprofit & HBCU/MI	0	0
State & Local Government	1	9
Foreign Contractor	0	0
Domestic Contractor Performing Outside US	0	0
WOMAN OWNED BUSINESS		
Small	0	0
Other	0	0
PREFERENCE PROGRAMS		
Directed JWOD	0	0
8 (a) Program	0	0
Small Disadvantaged Bus Set-Aside	0	0
Small Business Set-aside	0	0
Buy Indian/Self Determination Act	0	0
No Preference Program or Not Listed	211	1,197
COMMERCIAL ITEM ACQUISITION		
	0	0
SUBJECT TO LABOR STATUES		
Walsh Healy Act	0	0
Service Contract Act	0	0
Davis Bacon Act	0	0
Not Subject to Above Acts	211	1,197
PRODUCT OR SERVICE		
Supplies & Equipment	0	0
ADP Equipment, Purchase and Lease	0	0
Research & Development	0	0
Construction	0	0
Architect & Engineering	0	0
Real Property, Purchase & Lease, or Maintenance	0	0
ADP Services (includes Installation & Maintenance)	0	0
Other Services	211	1,197

FEDERAL PROCUREMENT DATA SYSTEM
National Science Foundation
Actions Reported in Summary on SF281
Fiscal Year 1997 Through Fourth Quarter

PART I - PRIME CONTRACTS							
	PROCUREMENT METHODS	Number of Actions (a)	NET DOLLAR AMOUNTS (000)				Total Dollars (f)
			Small Business Concerns (b)	Large Business Concerns (c)	Domestic Outside U.S./ Foreign (d)	Other Entities (e)	
NEW AWARDS AND MODIFICATIONS	1. Tariff or Regulated Acquisitions	0					0
	2. Contracts for Foreign Government or International Organization	0					0
	3. Simplified Acquisitions	1,067	3,461	599	0	111	4,171
	4. Delivery Orders - GSA Schedules Only	300	466	1,208	0	0	1,674
	5. Delivery Orders- Other Federal Schedules	63	248	29	0	0	277
	6. Delivery Orders - All Other	0	0	0	0	0	0
	7. Other Procurement Methods	0	0	0	0	0	0
	8. TOTAL NEW AWARDS AND MODIFICATIONS	1,430	4,175	1,836	0	111	6,122
COMPETITION	9. Competed	759	2,820	1,272	0	0	4,092
	10. Not Competed	399	1,103	512	0	97	1,712
	11. Not Available for Competition	272	252	52	0	14	318
MODIFICATIONS	12. TOTAL MODIFICATIONS (Excluding Line 3)	0					0

PART II - SELECTED SOCIOECONOMIC STATISTICS (Includes both new awards and modifications)					
CATEGORY	TYPE OF CONTRACTOR		PREFERENCE PROGRAMS		
	Number of Actions (a)	Total net Dollars (b)	CATEGORY	Number of Actions (a)	Total net Dollars (b)
Small Business	1,061	4,175	Small Business Set-Aside	418	3,153
Small Disadvantaged Business	104	460	Small Disadvantaged Business Set-Aside	0	0
Women-Owned Small Business	158	600	8(a) Contract Award	0	0
JWOD Nonprofit Agency	1	19			
HBCU/MI	0	0			

National Science Foundation
Actions Reported Individually on SF279
Fiscal Year 1997 Through Fourth Quarter

	Actions	Dollars (000)
TOTAL	279	231,303
CICA APPLICABILITY		
Pre-CICA	0	0
CICA Awards	273	166,830
Simplified Acquisitions	0	0
Subject to Statute other than CICA	0	0
KIND OF CONTRACT ACTION		
Initial Letter Contract	0	0
Def. Contract Superseding Letter	0	0
New Definitive Contract	10	6,583
Simplified Acquisitions	0	0
Order Under Single Award Indefinite Delivery Contract	90	4,920
Order Under BOA	0	0
Order /Mod Under GSA Schedule	3	164
Order/Mod Under Other Federal Schedule	0	0
Modifications	176	219,636
Order Under Multiple Awards Contract	0	0
Terminations	0	0
SYNOPSIS OF PROCUREMENT PRIOR TO AWARD		
Synopsized Prior to Award	239	159,484
Not Synopsized Due to Urgency	0	0
Not Synopsized for Other Reason	34	7,346

FEDERAL PROCUREMENT DATA SYSTEM
National Science Foundation
Actions Reported Individually on SF279
Fiscal Year 1997 Through Fourth Quarter

SOLICITATION PROCEDURE	Actions	Dollars (000)
Full and Open Competition - Sealed Bid	0	0
Full and Open Competition - Comp Proposal	197	157,042
Full and Open Competition - Combination	0	0
Architect Engineer	0	0
Basic Research	0	0
Multiple Award Schedule	3	164
Alternate Source/Reduced Cost	0	0
Alternate Source/Mobilization	0	0
Alternate Source/Eng R & D	0	0
Set-aside	35	2,038
Other than Full and Open Competition	38	7,586
FULL AND OPEN COMPETITION WITH ONLY ONE BIDDER/OFFERER	2	923
AUTHORITY FOR OTHER THAN FULL AND OPEN COMPETITION		
Only One Source	6	1,410
- Follow-on Contract	0	0
- Utilities (Regulated & Telecommunications)	0	0
Unusual & Compelling Urgency	1	9
Mobilization/Essential R&D	0	0
International Agreement	0	0
Authorized by Statute	31	6,167
Authorized Resale	0	0
National Security	0	0
Public Interest	0	0
EXTENT COMPETED		
Competed	236	159,308
Not Available for Competition	30	6,102
Follow-on to Competed Action	0	0
Not Competed	7	1,419
TYPE OF CONTRACT		
Fixed Price	67	3,824
Cost Reimbursement	202	182,895
Time and Material	4	111
Labor Hour	0	0
TYPE OF CONTRACTOR		
Small Disadvantaged Business	74	8,217
Other Small Business	73	5,174
Large Business	101	23,845
JWOD Nonprofit Agency	0	0
Educational, Nonprofit & HBCU/M	21	37,874
State & Local Government	1	105
Foreign Contractor	0	0
Domestic Contractor Performing Outside US	3	81,615
WOMAN-OWNED BUSINESS		
Small	30	2,490
Other	0	0
PREFERENCE PROGRAMS		
Directed JWOD	0	0
8 (a) Program	31	5,834
Small Disadvantaged Bus Set-Aside	0	0
Small Business Set-aside	45	2,337
Buy Indian/Self Determination Act	0	0
No Preference Program or Not Listed	197	158,859
COMMERCIAL ITEM ACQUISITION		
	4	368
SUBJECT TO LABOR STATUTES		
Wash Healy Act	7	532
Service Contract Act	52	6,747
Davis Bacon Act	0	0
Not Subject to Above Acts	214	159,551
PRODUCT OR SERVICE		
Supplies & Equipment	0	0
ADP Equipment, Purchase and Lease	7	532
Research & Development	10	156,193
Construction	0	0
Architect & Engineering	0	0
Real Property, Purchase & Lease, or Maintenance	0	0
ADP Services (includes Installation & Maintenance)	94	11,010
Other Services	168	63,568

FEDERAL PROCUREMENT DATA SYSTEM
National Transportation Safety Board
 Actions Reported in Summary on SF281
 Fiscal Year 1997 Through Fourth Quarter

PART I - PRIME CONTRACTS							
PROCUREMENT METHODS	Number of Actions (a)	NET DOLLAR AMOUNTS (000)					
		Small Business Concerns (b)	Large Business Concerns (c)	Domestic Outside U.S./ Foreign (d)	Other Entities (e)	Total Dollars (f)	
NEW AWARDS AND MODIFICATIONS	1. Tariff or Regulated Acquisitions	0				0	
	2. Contracts for Foreign Government or International Organization	0				0	
	3. Simplified Acquisitions	323	3,332	409	0	0	3,741
	4. Delivery Orders - GSA Schedules Only	146	1,411	1,129	0	0	2,540
	5. Delivery Orders- Other Federal Schedules	0	0	0	0	0	0
	6. Delivery Orders - All Other	0	0	0	0	0	0
	7. Other Procurement Methods	43	0	0	0	1,036	1,036
	8. TOTAL NEW AWARDS AND MODIFICATIONS	512	4,743	1,538	0	1,036	7,317
COMPETITION	9. Competed	331	3,070	1,409	0	0	4,479
	10. Not Competed	0	0	0	0	0	0
	11. Not Available for Competition	181	1,673	129	0	1,036	2,838
MODIFICATIONS	12. TOTAL MODIFICATIONS (Excluding Line 3)	0					0

PART II - SELECTED SOCIOECONOMIC STATISTICS (Includes both new awards and modifications)					
TYPE OF CONTRACTOR			PREFERENCE PROGRAMS		
CATEGORY	Number of Actions (a)	Total net Dollars (b)	CATEGORY	Number of Actions (a)	Total net Dollars (b)
Small Business	435	4,743	Small Business Set-Aside	201	1,425
Small Disadvantaged Business	8	197	Small Disadvantaged Business Set-Aside	10	232
Women-Owned Small Business	5	51	8(a) Contract Award	0	0
JWOD Nonprofit Agency	0	0			
HBCU/MI	0	0			

National Transportation Safety Board
 Actions Reported Individually on SF279
 Fiscal Year 1997 Through Fourth Quarter

	Actions	Dollars (000)
TOTAL	0	0
CICA APPLICABILITY		
Pre-CICA	0	0
CICA Awards	0	0
Simplified Acquisitions	0	0
Subject to Statute other than CICA	0	0
KIND OF CONTRACT ACTION		
Initial Letter Contract	0	0
Def. Contract Superseding Letter	0	0
New Definitive Contract	0	0
Simplified Acquisitions	0	0
Order Under Single Award Indefinite Delivery Contract	0	0
Order Under BOA	0	0
Order /Mod Under GSA Schedule	0	0
Order/Mod Under Other Federal Schedule	0	0
Modifications	0	0
Order Under Multiple Awards Contract	0	0
Terminations	0	0
SYNOPSIS OF PROCUREMENT PRIOR TO AWARD		
Synopsized Prior to Award	0	0
Not Synopsized Due to Urgency	0	0
Not Synopsized for Other Reason	0	0

FEDERAL PROCUREMENT DATA SYSTEM
National Transportation Safety Board
 Actions Reported Individually on SF279
 Fiscal Year 1997 Through Fourth Quarter

SOLICITATION PROCEDURE	Actions	Dollars (000)
Full and Open Competition - Sealed Bid	0	0
Full and Open Competition - Comp Proposal	0	0
Full and Open Competition - Combination	0	0
Architect Engineer	0	0
Basic Research	0	0
Multiple Award Schedule	0	0
Alternate Source/Reduced Cost	0	0
Alternate Source/Mobilization	0	0
Alternate Source/Eng R & D	0	0
Set-aside	0	0
Other than Full and Open Competition	0	0
FULL AND OPEN COMPETITION WITH ONLY ONE BIDDER/OFFERER	0	0
AUTHORITY FOR OTHER THAN FULL AND OPEN COMPETITION		
Only One Source	0	0
- Follow-on Contract	0	0
- Utilities (Regulated & Telecommunications)	0	0
Unusual & Compelling Urgency	0	0
Mobilization/Essential R&D	0	0
International Agreement	0	0
Authorized by Statute	0	0
Authorized Resale	0	0
National Security	0	0
Public Interest	0	0
EXTENT COMPETED		
Competed	0	0
Not Available for Competition	0	0
Follow-on to Competed Action	0	0
Not Competed	0	0
TYPE OF CONTRACT		
Fixed Price	0	0
Cost Reimbursement	0	0
Time and Material	0	0
Labor Hour	0	0
TYPE OF CONTRACTOR		
Small Disadvantaged Business	0	0
Other Small Business	0	0
Large Business	0	0
JWOD Nonprofit Agency	0	0
Educational, Nonprofit & HBCU/MI	0	0
State & Local Government	0	0
Foreign Contractor	0	0
Domestic Contractor Performing Outside US	0	0
WOMAN-OWNED BUSINESS		
Small	0	0
Other	0	0
PREFERENCE PROGRAMS		
Directed JWOD	0	0
8 (a) Program	0	0
Small Disadvantaged Bus Set-Aside	0	0
Small Business Set-aside	0	0
Buy Indian/Self Determination Act	0	0
No Preference Program or Not Listed	0	0
COMMERCIAL ITEM ACQUISITION	0	0
SUBJECT TO LABOR STATUTES		
Walsh Healy Act	0	0
Service Contract Act	0	0
Davis Bacon Act	0	0
Not Subject to Above Acts	0	0
PRODUCT OR SERVICE		
Supplies & Equipment	0	0
ADP Equipment, Purchase and Lease	0	0
Research & Development	0	0
Construction	0	0
Architect & Engineering	0	0
Real Property, Purchase & Lease, or Maintenance	0	0
ADP Services (includes Installation & Maintenance)	0	0
Other Services	0	0

FEDERAL PROCUREMENT DATA SYSTEM
Nuclear Regulatory Commission
Actions Reported in Summary on SF281
Fiscal Year 1997 Through Fourth Quarter

PART I - PRIME CONTRACTS							
	PROCUREMENT METHODS	Number of Actions (a)	NET DOLLAR AMOUNTS (000)				Total Dollars (f)
			Small Business Concerns (b)	Large Business Concerns (c)	Domestic Outside U.S./ Foreign (d)	Other Entities (e)	
NEW AWARDS AND MODIFICATIONS	1. Tariff or Regulated Acquisitions	0					0
	2. Contracts for Foreign Government or International Organization	0					0
	3. Simplified Acquisitions	2,569	2,215	1,482	0	696	4,393
	4. Delivery Orders - GSA Schedules Only	130	173	314	0	92	579
	5. Delivery Orders- Other Federal Schedules	0	0	0	0	0	0
	6. Delivery Orders - All Other	0	0	0	0	0	0
	7. Other Procurement Methods	0	0	0	0	0	0
	8. TOTAL NEW AWARDS AND MODIFICATIONS	2,699	2,388	1,796	0	788	4,872
COMPETITION	9. Competed	229	886	393	0	3	1,282
	10. Not Competed	340	912	1,041	0	600	2,553
	11. Not Available for Competition	2,130	590	362	0	185	1,137
MODIFICATIONS	12. TOTAL MODIFICATIONS (Excluding Line 3)	896					884

PART II - SELECTED SOCIOECONOMIC STATISTICS (Includes both new awards and modifications)					
TYPE OF CONTRACTOR			PREFERENCE PROGRAMS		
CATEGORY	Number of Actions (a)	Total net Dollars (b)	CATEGORY	Number of Actions (a)	Total net Dollars (b)
Small Business	1,756	2,388	Small Business Set-Aside	432	910
Small Disadvantaged Business	16	43	Small Disadvantaged Business Set-Aside	3	7
Women-Owned Small Business	14	34	8(a) Contract Award	0	0
JWOD Nonprofit Agency	102	168			
HBCU/MI	0	0			

Nuclear Regulatory Commission
Actions Reported Individually on SF279
Fiscal Year 1997 Through Fourth Quarter

	Actions	Dollars (000)
TOTAL	646	69,213
CICA APPLICABILITY		
Pre-CICA	2	23
CICA Awards	617	67,881
Simplified Acquisitions	23	1,175
Subject to Statute other than CICA	3	131
KIND OF CONTRACT ACTION		
Initial Letter Contract	0	0
Def. Contract Superseding Letter	1	170
New Definitive Contract	29	8,046
Simplified Acquisitions	21	1,029
Order Under Single Award Indefinite Delivery Contract	126	8,992
Order Under BOA	0	0
Order /Mod Under GSA Schedule	41	3,584
Order/Mod Under Other Federal Schedule	0	0
Modifications	427	49,362
Order Under Multiple Awards Contract	1	30
Terminations	0	0
SYNOPSIS OF PROCUREMENT PRIOR TO AWARD		
Synopsized Prior to Award	484	55,627
Not Synopsized Due to Urgency	2	350
Not Synopsized for Other Reason	159	13,233

FEDERAL PROCUREMENT DATA SYSTEM
Nuclear Regulatory Commission
 Actions Reported Individually on SF279
 Fiscal Year 1997 Through Fourth Quarter

	Actions	Dollars (000)
SOLICITATION PROCEDURE		
Full and Open Competition - Sealed Bid	51	3,096
Full and Open Competition - Comp Proposal	346	35,115
Full and Open Competition - Combination	5	3,659
Architect Engineer	0	0
Basic Research	0	0
Multiple Award Schedule	23	1,879
Alternate Source/Reduced Cost	0	0
Alternate Source/Mobilization	0	0
Alternate Source/Eng R & D	0	0
Set-aside	49	10,510
Other than Full and Open Competition	142	13,572
FULL AND OPEN COMPETITION WITH ONLY ONE BIDDER/OFFERER	27	1,538
AUTHORITY FOR OTHER THAN FULL AND OPEN COMPETITION		
Only One Source	36	4,042
- Follow-on Contract	0	0
- Utilities (Regulated & Telecommunications)	0	0
Unusual & Compelling Urgency	3	308
Mobilization/Essential R&D	28	823
International Agreement	1	-25
Authorized by Statute	74	8,424
Authorized Resale	0	0
National Security	0	0
Public Interest	0	0
EXTENT COMPETED		
Competed	507	60,260
Not Available for Competition	77	4,765
Follow-on to Competed Action	0	0
Not Competed	61	4,185
TYPE OF CONTRACT		
Fixed Price	239	23,810
Cost Reimbursement	397	45,089
Time and Material	7	163
Labor Hour	2	148
TYPE OF CONTRACTOR		
Small Disadvantaged Business	99	17,607
Other Small Business	207	11,998
Large Business	270	24,695
JWOD Nonprofit Agency	0	0
Educational, Nonprofit & HBCU/MI	52	12,472
State & Local Government	15	2,400
Foreign Contractor	2	38
Domestic Contractor Performing Outside US	0	0
WOMAN-OWNED BUSINESS		
Small	32	6,835
Other	0	0
PREFERENCE PROGRAMS		
Directed JWOD	0	0
8 (a) Program	86	16,781
Small Disadvantaged Bus Set-Aside	1	7
Small Business Set-aside	59	3,526
Buy Indian/Self Determination Act	0	0
No Preference Program or Not Listed	499	48,896
COMMERCIAL ITEM ACQUISITION	34	1,594
SUBJECT TO LABOR STATUTES		
Walsh Healy Act	18	1,222
Service Contract Act	104	19,217
Davis Bacon Act	32	586
Not Subject to Above Acts	491	48,185
PRODUCT OR SERVICE		
Supplies & Equipment	21	1,417
ADP Equipment, Purchase and Lease	31	7,294
Research & Development	33	4,700
Construction	35	1,014
Architect & Engineering	4	3,555
Real Property, Purchase & Lease, or Maintenance	1	188
ADP Services (includes Installation & Maintenance)	86	12,815
Other Services	435	38,230

FEDERAL PROCUREMENT DATA SYSTEM
Occupational Safety and Health Review Commission
 Actions Reported in Summary on SF281
 Fiscal Year 1997 Through Fourth Quarter

PART I - PRIME CONTRACTS							
	PROCUREMENT METHODS	Number of Actions (a)	NET DOLLAR AMOUNTS (000)				Total Dollars (f)
			Small Business Concerns (b)	Large Business Concerns (c)	Domestic Outside U.S./ Foreign (d)	Other Entities (e)	
NEW AWARDS AND MODIFICATIONS	1. Tariff or Regulated Acquisitions	0					0
	2. Contracts for Foreign Government or International Organization	0					0
	3. Simplified Acquisitions	247	230	127	5	0	362
	4. Delivery Orders - GSA Schedules Only	77	49	64	0	0	113
	5. Delivery Orders- Other Federal Schedules	3	0	26	0	0	26
	6. Delivery Orders - All Other	0	0	0	0	0	0
	7. Other Procurement Methods	28	0	0	0	62	62
	8. TOTAL NEW AWARDS AND MODIFICATIONS	355	279	217	5	62	563
COMPETITION	9. Completed	327	279	217	5	0	501
	10. Not Competed	0	0	0	0	0	0
	11. Not Available for Competition	28	0	0	0	62	62
MODIFICATIONS	12. TOTAL MODIFICATIONS (Excluding Line 3)	31					18

PART II - SELECTED SOCIOECONOMIC STATISTICS (Includes both new awards and modifications)					
TYPE OF CONTRACTOR			PREFERENCE PROGRAMS		
CATEGORY	Number of Actions (a)	Total net Dollars (b)	CATEGORY	Number of Actions (a)	Total net Dollars (b)
Small Business	195	279	Small Business Set-Aside	0	0
Small Disadvantaged Business	0	0	Small Disadvantaged Business Set-Aside	0	0
Women-Owned Small Business	11	24	8(a) Contract Award	0	0
JWOD Nonprofit Agency	3	13			
HBCU/MI	0	0			

Occupational Safety and Health Review Commission
 Actions Reported Individually on SF279
 Fiscal Year 1997 Through Fourth Quarter

	Actions	Dollars (000)
TOTAL	0	0
CICA APPLICABILITY		
Pre-CICA	0	0
CICA Awards	0	0
Simplified Acquisitions	0	0
Subject to Statute other than CICA	0	0
KIND OF CONTRACT ACTION		
Initial Letter Contract	0	0
Def. Contract Superseding Letter	0	0
New Definitive Contract	0	0
Simplified Acquisitions	0	0
Order Under Single Award Indefinite Delivery Contract	0	0
Order Under BOA	0	0
Order /Mod Under GSA Schedule	0	0
Order/Mod Under Other Federal Schedule	0	0
Modifications	0	0
Order Under Multiple Awards Contract	0	0
Terminations	0	0
SYNOPSIS OF PROCUREMENT PRIOR TO AWARD		
Synopsized Prior to Award	0	0
Not Synopsized Due to Urgency	0	0
Not Synopsized for Other Reason	0	0

FEDERAL PROCUREMENT DATA SYSTEM
Occupational Safety and Health Review Commission
 Actions Reported Individually on SF279
 Fiscal Year 1997 Through Fourth Quarter

	Actions	Dollars (000)
SOLICITATION PROCEDURE		
Full and Open Competition - Sealed Bid	0	0
Full and Open Competition - Comp Proposal	0	0
Full and Open Competition - Combination	0	0
Architect Engineer	0	0
Basic Research	0	0
Multiple Award Schedule	0	0
Alternate Source/Reduced Cost	0	0
Alternate Source/Mobilization	0	0
Alternate Source/Eng R & D	0	0
Set-aside	0	0
Other than Full and Open Competition	0	0
FULL AND OPEN COMPETITION WITH ONLY ONE BIDDER/OFFERER		
AUTHORITY FOR OTHER THAN FULL AND OPEN COMPETITION		
Only One Source	0	0
- Follow-on Contract	0	0
- Utilities (Regulated & Telecommunications)	0	0
Unusual & Compelling Urgency	0	0
Mobilization/Essential R&D	0	0
International Agreement	0	0
Authorized by Statute	0	0
Authorized Resale	0	0
National Security	0	0
Public Interest	0	0
EXTENT COMPETED		
Competed	0	0
Not Available for Competition	0	0
Follow-on to Competed Action	0	0
Not Competed	0	0
TYPE OF CONTRACT		
Fixed Price	0	0
Cost Reimbursement	0	0
Time and Material	0	0
Labor Hour	0	0
TYPE OF CONTRACTOR		
Small Disadvantaged Business	0	0
Other Small Business	0	0
Large Business	0	0
JWOD Nonprofit Agency	0	0
Educational, Nonprofit & HBCU/MI	0	0
State & Local Government	0	0
Foreign Contractor	0	0
Domestic Contractor Performing Outside US	0	0
WOMAN-OWNED BUSINESS		
Small	0	0
Other	0	0
PREFERENCE PROGRAMS		
Directed JWOD	0	0
8 (a) Program	0	0
Small Disadvantaged Bus Set-Aside	0	0
Small Business Set-aside	0	0
Buy Indian/Self Determination Act	0	0
No Preference Program or Not Listed	0	0
COMMERCIAL ITEM ACQUISITION		
SUBJECT TO LABOR STATUTES		
Walsh Healy Act	0	0
Service Contract Act	0	0
Davis Bacon Act	0	0
Not Subject to Above Acts	0	0
PRODUCT OR SERVICE		
Supplies & Equipment	0	0
ADP Equipment, Purchase and Lease	0	0
Research & Development	0	0
Construction	0	0
Architect & Engineering	0	0
Real Property, Purchase & Lease, or Maintenance	0	0
ADP Services (includes Installation & Maintenance)	0	0
Other Services	0	0

FEDERAL PROCUREMENT DATA SYSTEM
Office of Personnel Management
 Actions Reported in Summary on SF281
 Fiscal Year 1997 Through Fourth Quarter

PART I - PRIME CONTRACTS							
	PROCUREMENT METHODS	Number of Actions (a)	NET DOLLAR AMOUNTS (000)				Total Dollars (f)
			Small Business Concerns (b)	Large Business Concerns (c)	Domestic Outside U.S./ Foreign (d)	Other Entities (e)	
NEW AWARDS AND MODIFICATIONS	1. Tariff or Regulated Acquisitions	0					0
	2. Contracts for Foreign Government or International Organization	0					0
	3. Simplified Acquisitions	7,044	7,765	6,221	3	730	14,718
	4. Delivery Orders - GSA Schedules Only	585	928	1,529	2	0	2,459
	5. Delivery Orders- Other Federal Schedules	0	0	0	0	0	0
	6. Delivery Orders - All Other	0	0	0	0	0	0
	7. Other Procurement Methods	4	74	0	0	0	74
	8. TOTAL NEW AWARDS AND MODIFICATIONS	7,633	8,767	7,750	5	730	17,252
COMPETITION	9. Completed	1,860	2,556	4,467	0	72	7,095
	10. Not Completed	2,199	3,077	2,370	3	341	5,791
	11. Not Available for Competition	3,574	3,134	913	2	317	4,366
MODIFICATIONS	12. TOTAL MODIFICATIONS (Excluding Line 3)	0					0

PART II - SELECTED SOCIOECONOMIC STATISTICS (Includes both new awards and modifications)					
TYPE OF CONTRACTOR			PREFERENCE PROGRAMS		
CATEGORY	Number of Actions (a)	Total net Dollars (b)	CATEGORY	Number of Actions (a)	Total net Dollars (b)
Small Business	4,729	8,767	Small Business Set-Aside	0	0
Small Disadvantaged Business	236	765	Small Disadvantaged Business Set-Aside	0	0
Women-Owned Small Business	244	474	8(a) Contract Award	0	0
JWOD Nonprofit Agency	2	2			
HBCU/MI	0	0			

Office of Personnel Management
 Actions Reported Individually on SF279
 Fiscal Year 1997 Through Fourth Quarter

	Actions	Dollars (000)
TOTAL	2,632	80,357
CICA APPLICABILITY		
Pre-CICA	0	0
CICA Awards	2,624	79,507
Simplified Acquisitions	0	0
Subject to Statute other than CICA	8	850
KIND OF CONTRACT ACTION		
Initial Letter Contract	0	0
Def. Contract Superseding Letter	0	0
New Definitive Contract	27	4,727
Simplified Acquisitions	0	0
Order Under Single Award Indefinite Delivery Contract	2,442	61,135
Order Under BOA	56	3,072
Order /Mod Under GSA Schedule	107	11,423
Order/Mod Under Other Federal Schedule	0	0
Modifications	0	0
Order Under Multiple Awards Contract	0	0
Terminations	0	0
SYNOPSIS OF PROCUREMENT PRIOR TO AWARD		
Synopsized Prior to Award	2,462	64,754
Not Synopsized Due to Urgency	2	44
Not Synopsized for Other Reason	168	15,559

FEDERAL PROCUREMENT DATA SYSTEM
Office of Personnel Management
Actions Reported Individually on SF279
Fiscal Year 1997 Through Fourth Quarter

SOLICITATION PROCEDURE	Actions	Dollars (000)
Full and Open Competition - Sealed Bid	0	0
Full and Open Competition - Comp Proposal	2,345	52,596
Full and Open Competition - Combination	0	0
Architect Engineer	0	0
Basic Research	0	0
Multiple Award Schedule	119	12,140
Alternate Source/Reduced Cost	0	0
Alternate Source/Mobilization	0	0
Alternate Source/Eng R & D	0	0
Set-aside	88	13,482
Other than Full and Open Competition	72	1,289
FULL AND OPEN COMPETITION WITH ONLY ONE BIDDER/OFFERER	5	3,253
AUTHORITY FOR OTHER THAN FULL AND OPEN COMPETITION		
Only One Source	88	689
- Follow-on Contract	0	0
- Utilities (Regulated & Telecommunications)	66	422
Unusual & Compelling Urgency	2	44
Mobilization/Essential R&D	2	556
International Agreement	0	0
Authorized by Statute	0	0
Authorized Resale	0	0
National Security	0	0
Public Interest	0	0
EXTENT COMPETED		
Competed	2,554	78,262
Not Available for Competition	61	637
Follow-on to Competed Action	0	0
Not Competed	17	1,458
TYPE OF CONTRACT		
Fixed Price	2,628	79,074
Cost Reimbursement	2	1,107
Time and Material	2	176
Labor Hour	0	0
TYPE OF CONTRACTOR		
Small Disadvantaged Business	213	3,948
Other Small Business	616	26,385
Large Business	1,800	49,670
JWOD Nonprofit Agency	1	272
Educational, Nonprofit & HBCU/MI	0	0
State & Local Government	0	0
Foreign Contractor	2	82
Domestic Contractor Performing Outside US	0	0
WOMAN OWNED BUSINESS		
Small	14	993
Other	0	0
PREFERENCE PROGRAMS		
Directed JWOD	1	272
8 (a) Program	164	3,324
Small Disadvantaged Bus Set-Aside	0	0
Small Business Set-aside	520	9,237
Buy Indian/Self Determination Act	0	0
No Preference Program or Not Listed	1,947	67,524
COMMERCIAL ITEM ACQUISITION	8	1,385
SUBJECT TO LABOR STATUTES		
Wash Healy Act	102	10,503
Service Contract Act	237	14,367
Davis Bacon Act	0	0
Not Subject to Above Acts	2,293	55,487
PRODUCT OR SERVICE		
Supplies & Equipment	36	2,884
ADP Equipment, Purchase and Lease	37	5,350
Research & Development	0	0
Construction	4	142
Architect & Engineering	0	0
Real Property, Purchase & Lease, or Maintenance	4	678
ADP Services (includes Installation & Maintenance)	131	10,859
Other Services	2,420	60,444

FEDERAL PROCUREMENT DATA SYSTEM
Peace Corps
Actions Reported in Summary on SF281
Fiscal Year 1997 Through Fourth Quarter

PART I - PRIME CONTRACTS							
	PROCUREMENT METHODS	Number of Actions (a)	NET DOLLAR AMOUNTS (000)				Total Dollars (f)
			Small Business Concerns (b)	Large Business Concerns (c)	Domestic Outside U.S./ Foreign (d)	Other Entities (e)	
NEW AWARDS AND MODIFICATIONS	1. Tariff or Regulated Acquisitions	0					0
	2. Contracts for Foreign Government or International Organization	11					109
	3. Simplified Acquisitions	13,021	2,318	926	510	20,142	23,896
	4. Delivery Orders - GSA Schedules Only	88	154	152	31	36	373
	5. Delivery Orders- Other Federal Schedules	27	0	43	0	65	108
	6. Delivery Orders - All Other	35	98	23	18	0	139
	7. Other Procurement Methods	106	76	6	686	0	768
	8. TOTAL NEW AWARDS AND MODIFICATIONS	13,288	2,646	1,150	1,245	20,243	25,393
COMPETITION	9. Competed	1,950	1,469	474	422	8,846	11,211
	10. Not Competed	566	467	178	312	2,055	3,012
	11. Not Available for Competition	10,772	710	498	511	9,342	11,061
MODIFICATIONS	12. TOTAL MODIFICATIONS (Excluding Line 3)	6					5

PART II - SELECTED SOCIOECONOMIC STATISTICS (Includes both new awards and modifications)					
TYPE OF CONTRACTOR			PREFERENCE PROGRAMS		
CATEGORY	Number of Actions (a)	Total net Dollars (b)	CATEGORY	Number of Actions (a)	Total net Dollars (b)
Small Business	8,108	2,646	Small Business Set-Aside	445	999
Small Disadvantaged Business	19	132	Small Disadvantaged Business Set-Aside	0	0
Women-Owned Small Business	7	51	8(a) Contract Award	0	0
JWOD Nonprofit Agency	0	0			
HBCU/MI	0	0			

Peace Corps
Actions Reported Individually on SF279
Fiscal Year 1997 Through Fourth Quarter

	Actions	Dollars (000)
TOTAL	82	10,803
CICA APPLICABILITY		
Pre-CICA	0	0
CICA Awards	78	10,627
Simplified Acquisitions	4	176
Subject to Statute other than CICA	0	0
KIND OF CONTRACT ACTION		
Initial Letter Contract	1	51
Def. Contract Superseding Letter	0	0
New Definitive Contract	52	3,572
Simplified Acquisitions	4	176
Order Under Single Award Indefinite Delivery Contract	0	0
Order Under BOA	0	0
Order /Mod Under GSA Schedule	3	328
Order/Mod Under Other Federal Schedule	0	0
Modifications	22	6,676
Order Under Multiple Awards Contract	0	0
Terminations	0	0
SYNOPSIS OF PROCUREMENT PRIOR TO AWARD		
Synopsized Prior to Award	21	6,731
Not Synopsized Due to Urgency	0	0
Not Synopsized for Other Reason	61	4,072

FEDERAL PROCUREMENT DATA SYSTEM
Peace Corps
Actions Reported Individually on SF279
Fiscal Year 1997 Through Fourth Quarter

SOLICITATION PROCEDURE	Actions	Dollars (000)
Full and Open Competition - Sealed Bid	40	2,608
Full and Open Competition - Comp Proposal	17	6,973
Full and Open Competition - Combination	0	0
Architect Engineer	0	0
Basic Research	0	0
Multiple Award Schedule	5	496
Alternate Source/Reduced Cost	0	0
Alternate Source/Mobilization	0	0
Alternate Source/Eng R & D	0	0
Set-aside	0	0
Other than Full and Open Competition	16	550
FULL AND OPEN COMPETITION WITH ONLY ONE BIDDER/OFFERER	28	3,643
AUTHORITY FOR OTHER THAN FULL AND OPEN COMPETITION		
Only One Source	12	457
- Follow-on Contract	1	49
- Utilities (Regulated & Telecommunications)	0	0
Unusual & Compelling Urgency	0	0
Mobilization/Essential R&D	0	0
International Agreement	0	0
Authorized by Statute	4	93
Authorized Resale	0	0
National Security	0	0
Public Interest	0	0
EXTENT COMPLETED		
Completed	66	10,252
Not Available for Competition	5	130
Follow-on to Completed Action	0	0
Not Completed	11	421
TYPE OF CONTRACT		
Fixed Price	68	4,854
Cost Reimbursement	11	5,733
Time and Material	1	48
Labor Hour	2	188
TYPE OF CONTRACTOR		
Small Disadvantaged Business	7	488
Other Small Business	10	1,126
Large Business	14	5,567
JWOD Nonprofit Agency	0	0
Educational, Nonprofit & HBCU/M	1	46
State & Local Government	0	0
Foreign Contractor	41	3,189
Domestic Contractor Performing Outside US	9	387
WOMAN-OWNED BUSINESS		
Small	3	338
Other	0	0
PREFERENCE PROGRAMS		
Directed JWOD	0	0
8 (a) Program	5	157
Small Disadvantaged Bus Set-Aside	0	0
Small Business Set-aside	4	417
Buy Indian/Self Determination Act	0	0
No Preference Program or Not Listed	73	10,229
COMMERCIAL ITEM ACQUISITION	57	3,148
SUBJECT TO LABOR STATUTES		
Wash Healy Act	3	328
Service Contract Act	2	451
Davis Bacon Act	0	0
Not Subject to Above Acts	77	10,024
PRODUCT OR SERVICE		
Supplies & Equipment	1	35
ADP Equipment, Purchase and Lease	3	139
Research & Development	0	0
Construction	1	836
Architect & Engineering	0	0
Real Property, Purchase & Lease, or Maintenance	19	996
ADP Services (includes Installation & Maintenance)	7	593
Other Services	51	8,204

**FEDERAL PROCUREMENT DATA SYSTEM
 Railroad Retirement Board
 Actions Reported in Summary on SF281
 Fiscal Year 1997 Through Fourth Quarter**

PART I - PRIME CONTRACTS							
	PROCUREMENT METHODS	Number of Actions (a)	NET DOLLAR AMOUNTS (000)				Total Dollars (f)
			Small Business Concerns (b)	Large Business Concerns (c)	Domestic Outside U.S./ Foreign (d)	Other Entities (e)	
NEW AWARDS AND MODIFICATIONS	1. Tariff or Regulated Acquisitions	0					0
	2. Contracts for Foreign Government or International Organization	0					0
	3. Simplified Acquisitions	942	735	347	0	17	1,099
	4. Delivery Orders - GSA Schedules Only	86	117	167	0	0	284
	5. Delivery Orders- Other Federal Schedules	5	2	0	0	0	2
	6. Delivery Orders - All Other	0	0	0	0	0	0
	7. Other Procurement Methods	0	0	0	0	0	0
	8. TOTAL NEW AWARDS AND MODIFICATIONS	1,033	854	514	0	17	1,385
COMPETITION	9. Competed	193	577	295	0	7	879
	10. Not Competed	25	69	95	0	0	164
	11. Not Available for Competition	815	208	124	0	10	342
MODIFICATIONS	12. TOTAL MODIFICATIONS (Excluding Line 3)	0					0

PART II - SELECTED SOCIOECONOMIC STATISTICS (Includes both new awards and modifications)					
TYPE OF CONTRACTOR			PREFERENCE PROGRAMS		
CATEGORY	Number of Actions (a)	Total net Dollars (b)	CATEGORY	Number of Actions (a)	Total net Dollars (b)
Small Business	518	854	Small Business Set-Aside	0	0
Small Disadvantaged Business	0	0	Small Disadvantaged Business Set-Aside	0	0
Women-Owned Small Business	0	0	8(a) Contract Award	0	0
JWOD Nonprofit Agency	0	0			
HBCU/MI	0	0			

**Railroad Retirement Board
 Actions Reported Individually on SF279
 Fiscal Year 1997 Through Fourth Quarter**

	Actions	Dollars (000)
TOTAL		
CICA APPLICABILITY	36	5,783
Pre-CICA		
CICA Awards	0	0
Simplified Acquisitions	36	5,783
Subject to Statute other than CICA	0	0
KIND OF CONTRACT ACTION		
Initial Letter Contract	0	0
Def. Contract Superseding Letter	0	0
New Definitive Contract	7	643
Simplified Acquisitions	0	0
Order Under Single Award Indefinite Delivery Contract	5	484
Order Under BOA	0	0
Order /Mod Under GSA Schedule	8	1,034
Order/Mod Under Other Federal Schedule	0	0
Modifications	14	3,320
Order Under Multiple Awards Contract	1	282
Terminations	0	0
SYNOPSIS OF PROCUREMENT PRIOR TO AWARD		
Synopsized Prior to Award	29	5,356
Not Synopsized Due to Urgency	0	0
Not Synopsized for Other Reason	7	407

FEDERAL PROCUREMENT DATA SYSTEM
Railroad Retirement Board
Actions Reported Individually on SF279
Fiscal Year 1997 Through Fourth Quarter

SOLICITATION PROCEDURE	Actions	Dollars (000)
Full and Open Competition - Sealed Bid	2	97
Full and Open Competition - Comp Proposal	15	3,590
Full and Open Competition - Combination	0	0
Architect Engineer	0	0
Basic Research	0	0
Multiple Award Schedule	10	1,318
Alternate Source/Reduced Cost	0	0
Alternate Source/Mobilization	0	0
Alternate Source/Eng R & D	0	0
Set-aside	0	0
Other than Full and Open Competition	9	760
FULL AND OPEN COMPETITION WITH ONLY ONE BIDDER/OFFERER	0	0
AUTHORITY FOR OTHER THAN FULL AND OPEN COMPETITION		
Only One Source	7	697
- Follow-on Contract	0	0
- Utilities (Regulated & Telecommunications)	4	456
Unusual & Compelling Urgency	2	63
Mobilization/Essential R&D	0	0
International Agreement	0	0
Authorized by Statute	0	0
Authorized Resale	0	0
National Security	0	0
Public Interest	0	0
EXTENT COMPETED		
Competed	27	5,003
Not Available for Competition	4	456
Follow-on to Competed Action	0	0
Not Competed	5	304
TYPE OF CONTRACT		
Fixed Price	36	5,763
Cost Reimbursement	0	0
Time and Material	0	0
Labor Hour	0	0
TYPE OF CONTRACTOR		
Small Disadvantaged Business	0	0
Other Small Business	13	2,904
Large Business	23	2,859
JWOD Nonprofit Agency	0	0
Educational, Nonprofit & HBCU/MI	0	0
State & Local Government	0	0
Foreign Contractor	0	0
Domestic Contractor Performing Outside US	0	0
WOMAN-OWNED BUSINESS		
Small	2	59
Other	0	0
PREFERENCE PROGRAMS		
Directed JWOD	0	0
8 (a) Program	0	0
Small Disadvantaged Bus Set-Aside	0	0
Small Business Set-aside	5	617
Buy Indian/Self Determination Act	0	0
No Preference Program or Not Listed	31	5,146
COMMERCIAL ITEM ACQUISITION	3	126
SUBJECT TO LABOR STATUTES		
Walsh Healy Act	9	1,034
Service Contract Act	7	994
Davis Bacon Act	0	0
Not Subject to Above Acts	20	3,735
PRODUCT OR SERVICE		
Supplies & Equipment	1	28
ADP Equipment, Purchase and Lease	6	757
Research & Development	0	0
Construction	0	0
Architect & Engineering	0	0
Real Property, Purchase & Lease, or Maintenance	0	0
ADP Services (includes Installation & Maintenance)	11	1,103
Other Services	18	3,875

FEDERAL PROCUREMENT DATA SYSTEM
Securities and Exchange Commission
 Actions Reported in Summary on SF281
 Fiscal Year 1997 Through Fourth Quarter

PART I - PRIME CONTRACTS							
	PROCUREMENT METHODS	Number of Actions (a)	NET DOLLAR AMOUNTS (000)				Total Dollars (f)
			Small Business Concerns (b)	Large Business Concerns (c)	Domestic Outside U.S./ Foreign (d)	Other Entities (e)	
NEW AWARDS AND MODIFICATIONS	1. Tariff or Regulated Acquisitions	0					0
	2. Contracts for Foreign Government or International Organization	0					0
	3. Simplified Acquisitions	1,722	7,801	827	0	0	8,628
	4. Delivery Orders - GSA Schedules Only	150	531	343	0	0	874
	5. Delivery Orders- Other Federal Schedules	0	0	0	0	0	0
	6. Delivery Orders - All Other	0	0	0	0	0	0
	7. Other Procurement Methods	0	0	0	0	0	0
	8. TOTAL NEW AWARDS AND MODIFICATIONS	1,872	8,332	1,170	0	0	9,502
COMPETITION	9. Competed	284	2,081	392	0	0	2,473
	10. Not Competed	1,588	6,251	778	0	0	7,029
	11. Not Available for Competition	0	0	0	0	0	0
MODIFICATIONS	12. TOTAL MODIFICATIONS (Excluding Line 3)	0					0

PART II - SELECTED SOCIOECONOMIC STATISTICS (Includes both new awards and modifications)					
TYPE OF CONTRACTOR			PREFERENCE PROGRAMS		
CATEGORY	Number of Actions (a)	Total net Dollars (b)	CATEGORY	Number of Actions (a)	Total net Dollars (b)
Small Business	1,790	8,332	Small Business Set-Aside	1,584	7,801
Small Disadvantaged Business	0	0	Small Disadvantaged Business Set-Aside	0	0
Women-Owned Small Business	0	0	8(a) Contract Award	0	0
JWOD Nonprofit Agency	0	0			
HBCU/MI	0	0			

Securities and Exchange Commission
 Actions Reported Individually on SF279
 Fiscal Year 1997 Through Fourth Quarter

	Actions	Dollars (000)
TOTAL	86	19,003
CICA APPLICABILITY		
Pre-CICA	0	0
CICA Awards	51	14,899
Simplified Acquisitions	30	3,086
Subject to Statute other than CICA	5	1,018
KIND OF CONTRACT ACTION		
Initial Letter Contract	1	848
Def. Contract Superseding Letter	0	0
New Definitive Contract	2	329
Simplified Acquisitions	30	3,086
Order Under Single Award Indefinite Delivery Contract	9	1,222
Order Under BOA	0	0
Order /Mod Under GSA Schedule	36	5,599
Order/Mod Under Other Federal Schedule	0	0
Modifications	8	7,919
Order Under Multiple Awards Contract	0	0
Terminations	0	0
SYNOPSIS OF PROCUREMENT PRIOR TO AWARD		
Synopsized Prior to Award	53	7,680
Not Synopsized Due to Urgency	3	209
Not Synopsized for Other Reason	30	11,114

FEDERAL PROCUREMENT DATA SYSTEM
Securities and Exchange Commission
Actions Reported Individually on SF279
Fiscal Year 1997 Through Fourth Quarter

SOLICITATION PROCEDURE	Actions	Dollars (000)
Full and Open Competition - Sealed Bid	1	62
Full and Open Competition - Comp Proposal	5	7,676
Full and Open Competition - Combination	0	0
Architect Engineer	0	0
Basic Research	0	0
Multiple Award Schedule	35	5,558
Alternate Source/Reduced Cost	0	0
Alternate Source/Mobilization	0	0
Alternate Source/Eng R & D	0	0
Set-aside	0	0
Other than Full and Open Competition	10	1,603
FULL AND OPEN COMPETITION WITH ONLY ONE BIDDER/OFFERER	3	232
AUTHORITY FOR OTHER THAN FULL AND OPEN COMPETITION		
Only One Source	6	1,368
- Follow-on Contract	3	988
- Utilities (Regulated & Telecommunications)	0	0
Unusual & Compelling Urgency	1	117
Mobilization/Essential R&D	0	0
International Agreement	0	0
Authorized by Statute	3	118
Authorized Resale	0	0
National Security	0	0
Public Interest	0	0
EXTENT COMPETED		
Competed	56	16,387
Not Available for Competition	7	1,001
Follow-on to Competed Action	1	127
Not Competed	22	1,488
TYPE OF CONTRACT		
Fixed Price	69	10,837
Cost Reimbursement	3	7,393
Time and Material	3	254
Labor Hour	11	519
TYPE OF CONTRACTOR		
Small Disadvantaged Business	13	2,358
Other Small Business	24	1,323
Large Business	42	13,364
JWOD Nonprofit Agency	0	0
Educational, Nonprofit & HBCU/MI	3	254
State & Local Government	4	1,704
Foreign Contractor	0	0
Domestic Contractor Performing Outside US	0	0
WOMAN OWNED BUSINESS		
Small	4	446
Other	0	0
PREFERENCE PROGRAMS		
Directed JWOD	0	0
8 (a) Program	7	1,814
Small Disadvantaged Bus Set-Aside	1	44
Small Business Set-aside	1	50
Buy Indian/Self Determination Act	0	0
No Preference Program or Not Listed	77	17,095
COMMERCIAL ITEM ACQUISITION	14	2,106
SUBJECT TO LABOR STATUTES		
Walsh Healy Act	38	6,373
Service Contract Act	13	8,054
Davis Bacon Act	0	0
Not Subject to Above Acts	34	4,537
PRODUCT OR SERVICE		
Supplies & Equipment	11	775
ADP Equipment, Purchase and Lease	21	4,115
Research & Development	0	0
Construction	0	0
Architect & Engineering	1	55
Real Property, Purchase & Lease, or Maintenance	0	0
ADP Services (includes Installation & Maintenance)	16	9,225
Other Services	37	4,833

**FEDERAL PROCUREMENT DATA SYSTEM
Selective Service System
Actions Reported in Summary on SF281
Fiscal Year 1997 Through Fourth Quarter**

PART I - PRIME CONTRACTS							
	PROCUREMENT METHODS	Number of Actions (a)	NET DOLLAR AMOUNTS (000)				
			Small Business Concerns (b)	Large Business Concerns (c)	Domestic Outside U.S./ Foreign (d)	Other Entities (e)	Total Dollars (f)
NEW AWARDS AND MODIFICATIONS	1. Tariff or Regulated Acquisitions	0				0	
	2. Contracts for Foreign Government or International Organization	2				0	
	3. Simplified Acquisitions	449	349	224	2	31	606
	4. Delivery Orders - GSA Schedules Only	79	109	127	0	6	242
	5. Delivery Orders - Other Federal Schedules	19	0	85	0	0	85
	6. Delivery Orders - All Other	57	5	57	0	8	70
	7. Other Procurement Methods	7	0	22	0	4	26
	8. TOTAL NEW AWARDS AND MODIFICATIONS	613	463	515	2	49	1,029
COMPETITION	9. Competed	223	109	209	0	11	329
	10. Not Competed	125	192	4	0	23	219
	11. Not Available for Competition	265	162	302	2	15	481
MODIFICATIONS	12. TOTAL MODIFICATIONS (Excluding Line 3)	38					111

PART II - SELECTED SOCIOECONOMIC STATISTICS (Includes both new awards and modifications)					
TYPE OF CONTRACTOR			PREFERENCE PROGRAMS		
CATEGORY	Number of Actions (a)	Total net Dollars (b)	CATEGORY	Number of Actions (a)	Total net Dollars (b)
Small Business	292	463	Small Business Set-Aside	4	6
Small Disadvantaged Business	24	60	Small Disadvantaged Business Set-Aside	2	3
Women-Owned Small Business	31	69	8(a) Contract Award	0	0
JWOD Nonprofit Agency	0	0			
HBCU/MI	4	16			

**Selective Service System
Actions Reported Individually on SF279
Fiscal Year 1997 Through Fourth Quarter**

	Actions	Dollars (000)
TOTAL	3	229
CICA APPLICABILITY		
Pre-CICA	0	0
CICA Awards	0	0
Simplified Acquisitions	0	0
Subject to Statute other than CICA	3	229
KIND OF CONTRACT ACTION		
Initial Letter Contract	0	0
Def. Contract Superseding Letter	0	0
New Definitive Contract	0	0
Simplified Acquisitions	0	0
Order Under Single Award Indefinite Delivery Contract	3	229
Order Under BOA	0	0
Order /Mod Under GSA Schedule	0	0
Order/Mod Under Other Federal Schedule	0	0
Modifications	0	0
Order Under Multiple Awards Contract	0	0
Terminations	0	0
SYNOPSIS OF PROCUREMENT PRIOR TO AWARD		
Synopsized Prior to Award	3	229
Not Synopsized Due to Urgency	0	0
Not Synopsized for Other Reason	0	0

FEDERAL PROCUREMENT DATA SYSTEM
Selective Service System
Actions Reported Individually on SF279
Fiscal Year 1997 Through Fourth Quarter

SOLICITATION PROCEDURE	Actions	Dollars (000)
Full and Open Competition - Sealed Bid	0	0
Full and Open Competition - Comp Proposal	0	0
Full and Open Competition - Combination	0	0
Architect Engineer	0	0
Basic Research	0	0
Multiple Award Schedule	0	0
Alternate Source/Reduced Cost	0	0
Alternate Source/Mobilization	0	0
Alternate Source/Eng R & D	0	0
Set-aside	0	0
Other than Full and Open Competition	0	0
FULL AND OPEN COMPETITION WITH ONLY ONE BIDDER/OFFERER	0	0
AUTHORITY FOR OTHER THAN FULL AND OPEN COMPETITION		
Only One Source	0	0
- Follow-on Contract	0	0
- Utilities (Regulated & Telecommunications)	0	0
Unusual & Compelling Urgency	0	0
Mobilization/Essential R&D	0	0
International Agreement	0	0
Authorized by Statute	0	0
Authorized Resale	0	0
National Security	0	0
Public Interest	0	0
EXTENT COMPLETED		
Completed	3	229
Not Available for Competition	0	0
Follow-on to Completed Action	0	0
Not Completed	0	0
TYPE OF CONTRACT		
Fixed Price	3	229
Cost Reimbursement	0	0
Time and Material	0	0
Labor Hour	0	0
TYPE OF CONTRACTOR		
Small Disadvantaged Business	0	0
Other Small Business	3	229
Large Business	0	0
JWOD Nonprofit Agency	0	0
Educational, Nonprofit & HBCU/MI	0	0
State & Local Government	0	0
Foreign Contractor	0	0
Domestic Contractor Performing Outside US	0	0
WOMAN-OWNED BUSINESS		
Small	0	0
Other	0	0
PREFERENCE PROGRAMS		
Directed JWOD	0	0
8 (a) Program	0	0
Small Disadvantaged Bus Set-Aside	0	0
Small Business Set-aside	3	229
Buy Indian/Self Determination Act	0	0
No Preference Program or Not Listed	0	0
COMMERCIAL ITEM ACQUISITION	0	0
SUBJECT TO LABOR STATUTES		
Walsh Healy Act	0	0
Service Contract Act	0	0
Davis Bacon Act	0	0
Not Subject to Above Acts	3	229
PRODUCT OR SERVICE		
Supplies & Equipment	0	0
ADP Equipment, Purchase and Lease	0	0
Research & Development	0	0
Construction	0	0
Architect & Engineering	0	0
Real Property, Purchase & Lease, or Maintenance	0	0
ADP Services (includes Installation & Maintenance)	0	0
Other Services	3	229

**FEDERAL PROCUREMENT DATA SYSTEM
Small Business Administration
Actions Reported in Summary on SF281
Fiscal Year 1997 Through Fourth Quarter**

PART I - PRIME CONTRACTS							
	PROCUREMENT METHODS	Number of Actions (a)	NET DOLLAR AMOUNTS (000)				
			Small Business Concerns (b)	Large Business Concerns (c)	Domestic Outside U.S./ Foreign (d)	Other Entities (e)	Total Dollars (f)
NEW AWARDS AND MODIFICATIONS	1. Tariff or Regulated Acquisitions	0				0	
	2. Contracts for Foreign Government or International Organization	0				0	
	3. Simplified Acquisitions	1,422	697	818	0	3	1,518
	4. Delivery Orders - GSA Schedules Only	387	35	477	0	0	512
	5. Delivery Orders - Other Federal Schedules	27	1	34	0	4	39
	6. Delivery Orders - All Other	33	15	28	0	0	43
	7. Other Procurement Methods	8	3	11	0	0	14
	8. TOTAL NEW AWARDS AND MODIFICATIONS	1,877	751	1,368	0	7	2,128
COMPETITION	9. Competed	582	447	548	0	1	996
	10. Not Competed	658	199	378	0	0	577
	11. Not Available for Competition	637	105	442	0	6	553
MODIFICATIONS	12. TOTAL MODIFICATIONS (Excluding Line 3)	175					278

PART II - SELECTED SOCIOECONOMIC STATISTICS (Includes both new awards and modifications)					
TYPE OF CONTRACTOR			PREFERENCE PROGRAMS		
CATEGORY	Number of Actions (a)	Total net Dollars (b)	CATEGORY	Number of Actions (a)	Total net Dollars (b)
Small Business	175	751	Small Business Set-Aside	143	157
Small Disadvantaged Business	5	8	Small Disadvantaged Business Set-Aside	0	0
Women-Owned Small Business	54	54	8(a) Contract Award	1	1
JWOD Nonprofit Agency	0	0			
HBCU/MI	0	0			

**Small Business Administration
Actions Reported Individually on SF279
Fiscal Year 1997 Through Fourth Quarter**

	Actions	Dollars (000)
TOTAL		
CICA APPLICABILITY	143	22,043
Pre-CICA	0	0
CICA Awards	127	21,260
Simplified Acquisitions	16	783
Subject to Statute other than CICA	0	0
KIND OF CONTRACT ACTION		
Initial Letter Contract	2	274
Def. Contract Superseding Letter	1	5
New Definitive Contract	26	5,147
Simplified Acquisitions	16	783
Order Under Single Award Indefinite Delivery Contract	55	9,851
Order Under BOA	0	0
Order /Mod Under GSA Schedule	24	2,648
Order/Mod Under Other Federal Schedule	0	0
Modifications	18	3,421
Order Under Multiple Awards Contract	1	114
Terminations	0	0
SYNOPSIS OF PROCUREMENT PRIOR TO AWARD		
Synopsized Prior to Award	43	10,389
Not Synopsized Due to Urgency	0	0
Not Synopsized for Other Reason	100	11,654

FEDERAL PROCUREMENT DATA SYSTEM
Small Business Administration
Actions Reported Individually on SF279
Fiscal Year 1997 Through Fourth Quarter

	Actions	Dollars (000)
SOLICITATION PROCEDURE		
Full and Open Competition - Sealed Bid	0	0
Full and Open Competition - Comp Proposal	10	3,655
Full and Open Competition - Combination	2	198
Architect Engineer	0	0
Basic Research	0	0
Multiple Award Schedule	25	2,785
Alternate Source/Reduced Cost	0	0
Alternate Source/Mobilization	0	0
Alternate Source/Eng R & D	0	0
Set-aside	5	474
Other than Full and Open Competition	85	14,148
FULL AND OPEN COMPETITION WITH ONLY ONE BIDDER/OFFERER	5	308
AUTHORITY FOR OTHER THAN FULL AND OPEN COMPETITION		
Only One Source	9	4,093
- Follow-on Contract	2	345
- Utilities (Regulated & Telecommunications)	0	0
Unusual & Compelling Urgency	0	0
Mobilization/Essential R&D	0	0
International Agreement	0	0
Authorized by Statute	76	10,055
Authorized Resale	0	0
National Security	0	0
Public Interest	0	0
EXTENT COMPETED		
Competed	49	7,379
Not Available for Competition	87	13,983
Follow-on to Competed Action	1	2
Not Competed	6	679
TYPE OF CONTRACT		
Fixed Price	142	21,500
Cost Reimbursement	1	543
Time and Material	0	0
Labor Hour	0	0
TYPE OF CONTRACTOR		
Small Disadvantaged Business	82	13,234
Other Small Business	22	2,110
Large Business	39	6,699
JWOD Nonprofit Agency	0	0
Educational, Nonprofit & HBCU/MI	0	0
State & Local Government	0	0
Foreign Contractor	0	0
Domestic Contractor Performing Outside US	0	0
WOMAN-OWNED BUSINESS		
Small	21	4,520
Other	1	37
PREFERENCE PROGRAMS		
Directed JWOD	0	0
8 (a) Program	76	12,347
Small Disadvantaged Bus Set-Aside	1	25
Small Business Set-aside	11	1,226
Buy Indian/Self Determination Act	0	0
No Preference Program or Not Listed	55	8,445
COMMERCIAL ITEM ACQUISITION	7	812
SUBJECT TO LABOR STATUTES		
Walsh Healy Act	29	3,131
Service Contract Act	79	10,975
Davis Bacon Act	0	0
Not Subject to Above Acts	35	7,937
PRODUCT OR SERVICE		
Supplies & Equipment	21	2,861
ADP Equipment, Purchase and Lease	51	7,230
Research & Development	0	0
Construction	0	0
Architect & Engineering	0	0
Real Property, Purchase & Lease, or Maintenance	0	0
ADP Services (includes Installation & Maintenance)	27	7,749
Other Services	44	4,203

FEDERAL PROCUREMENT DATA SYSTEM
Smithsonian Institution
 Actions Reported in Summary on SF281
 Fiscal Year 1997 Through Fourth Quarter

PART I - PRIME CONTRACTS							
	PROCUREMENT METHODS	Number of Actions (a)	NET DOLLAR AMOUNTS (000)				Total Dollars (f)
			Small Business Concerns (b)	Large Business Concerns (c)	Domestic Outside U.S./ Foreign (d)	Other Entities (e)	
NEW AWARDS AND MODIFICATIONS	1. Tariff or Regulated Acquisitions	1					10
	2. Contracts for Foreign Government or International Organization	2					1
	3. Simplified Acquisitions	10,633	6,222	3,479	19	506	10,226
	4. Delivery Orders - GSA Schedules Only	76	293	530	0	1	824
	5. Delivery Orders- Other Federal Schedules	2	0	1	0	1	2
	6. Delivery Orders - All Other	628	359	196	0	103	658
	7. Other Procurement Methods	559	328	601	2	58	989
	8. TOTAL NEW AWARDS AND MODIFICATIONS	11,901	7,202	4,807	21	669	12,710
COMPETITION	9. Competed	1,520	1,600	746	2	89	2,437
	10. Not Competed	1,009	1,797	1,372	12	209	3,390
	11. Not Available for Competition	9,372	3,805	2,689	7	371	6,872
MODIFICATIONS	12. TOTAL MODIFICATIONS (Excluding Line 3)	0					0

PART II - SELECTED SOCIOECONOMIC STATISTICS (Includes both new awards and modifications)					
TYPE OF CONTRACTOR			PREFERENCE PROGRAMS		
CATEGORY	Number of Actions (a)	Total net Dollars (b)	CATEGORY	Number of Actions (a)	Total net Dollars (b)
Small Business	1,396	7,202	Small Business Set-Aside	264	1,497
Small Disadvantaged Business	615	936	Small Disadvantaged Business Set-Aside	0	0
Women-Owned Small Business	938	1,215	8(a) Contract Award	18	201
JWOD Nonprofit Agency	0	0			
HBCU/MI	0	0			

Smithsonian Institution
 Actions Reported Individually on SF279
 Fiscal Year 1997 Through Fourth Quarter

	Actions	Dollars (000)
TOTAL	350	47,860
CICA APPLICABILITY		
Pre-CICA	111	10,598
CICA Awards	151	30,790
Simplified Acquisitions	0	0
Subject to Statute other than CICA	88	6,472
KIND OF CONTRACT ACTION		
Initial Letter Contract	2	152
Def. Contract Superseding Letter	0	0
New Definitive Contract	111	23,061
Simplified Acquisitions	0	0
Order Under Single Award Indefinite Delivery Contract	15	2,148
Order Under BOA	0	0
Order /Mod Under GSA Schedule	0	0
Order/Mod Under Other Federal Schedule	0	0
Modifications	221	22,603
Order Under Multiple Awards Contract	0	0
Terminations	1	-102
SYNOPSIS OF PROCUREMENT PRIOR TO AWARD		
Synopsized Prior to Award	145	32,846
Not Synopsized Due to Urgency	6	233
Not Synopsized for Other Reason	199	14,781

FEDERAL PROCUREMENT DATA SYSTEM
Smithsonian Institution
Actions Reported Individually on SF279
Fiscal Year 1997 Through Fourth Quarter

SOLICITATION PROCEDURE	Actions	Dollars (000)
Full and Open Competition - Sealed Bid	7	721
Full and Open Competition - Comp Proposal	64	16,785
Full and Open Competition - Combination	0	0
Architect Engineer	25	8,492
Basic Research	0	0
Multiple Award Schedule	1	2,181
Alternate Source/Reduced Cost	0	0
Alternate Source/Mobilization	0	0
Alternate Source/Eng R & D	0	0
Set-aside	4	172
Other than Full and Open Competition	50	2,439
FULL AND OPEN COMPETITION WITH ONLY ONE BIDDER/OFFERER	8	80
AUTHORITY FOR OTHER THAN FULL AND OPEN COMPETITION		
Only One Source	32	1,609
- Follow-on Contract	17	887
- Utilities (Regulated & Telecommunications)	0	0
Unusual & Compelling Urgency	7	233
Mobilization/Essential R&D	0	0
International Agreement	0	0
Authorized by Statute	10	558
Authorized Resale	1	39
National Security	0	0
Public Interest	0	0
EXTENT COMPLETED		
Competed	171	36,007
Not Available for Competition	132	8,456
Follow-on to Completed Action	2	447
Not Completed	45	2,950
TYPE OF CONTRACT		
Fixed Price	342	47,334
Cost Reimbursement	1	82
Time and Material	4	115
Labor Hour	3	349
TYPE OF CONTRACTOR		
Small Disadvantaged Business	143	12,547
Other Small Business	110	7,490
Large Business	76	23,614
JWOD Nonprofit Agency	1	3
Educational, Nonprofit & HBCU/MI	10	3,161
State & Local Government	5	912
Foreign Contractor	5	133
Domestic Contractor Performing Outside US	0	0
WOMAN-OWNED BUSINESS		
Small	76	5,888
Other	0	0
PREFERENCE PROGRAMS		
Directed JWOD	0	0
8 (a) Program	120	7,549
Small Disadvantaged Bus Set-Aside	0	0
Small Business Set-aside	7	937
Buy Indian/Self Determination Act	0	0
No Preference Program or Not Listed	223	39,374
COMMERCIAL ITEM ACQUISITION	0	0
SUBJECT TO LABOR STATUTES		
Walsh Healy Act	4	173
Service Contract Act	31	2,851
Davis Bacon Act	159	25,903
Not Subject to Above Acts	156	18,933
PRODUCT OR SERVICE		
Supplies & Equipment	21	1,337
ADP Equipment, Purchase and Lease	2	83
Research & Development	0	0
Construction	164	20,440
Architect & Engineering	47	10,037
Real Property, Purchase & Lease, or Maintenance	3	110
ADP Services (includes Installation & Maintenance)	10	1,571
Other Services	103	14,282

FEDERAL PROCUREMENT DATA SYSTEM
Social Security Administration
Actions Reported in Summary on SF281
Fiscal Year 1997 Through Fourth Quarter

PART I - PRIME CONTRACTS							
	PROCUREMENT METHODS	Number of Actions (a)	NET DOLLAR AMOUNTS (000)				Total Dollars (f)
			Small Business Concerns (b)	Large Business Concerns (c)	Domestic Outside U.S./ Foreign (d)	Other Entities (e)	
NEW AWARDS AND MODIFICATIONS	1. Tariff or Regulated Acquisitions	0					0
	2. Contracts for Foreign Government or International Organization	0					0
	3. Simplified Acquisitions	150,614	36,184	13,535	0	13,223	62,942
	4. Delivery Orders - GSA Schedules Only	1,288	1,570	2,031	0	62	3,683
	5. Delivery Orders- Other Federal Schedules	36	163	129	0	11	303
	6. Delivery Orders - All Other	4,385	494	898	0	383	1,775
	7. Other Procurement Methods	86	161	188	0	340	689
	8. TOTAL NEW AWARDS AND MODIFICATIONS	156,409	38,572	16,781	0	14,019	69,372
COMPETITION	9. Competed	4,052	5,284	2,198	0	140	7,622
	10. Not Competed	850	1,073	1,192	0	440	2,705
	11. Not Available for Competition	151,507	32,215	13,391	0	13,439	59,045
MODIFICATIONS	12. TOTAL MODIFICATIONS (Excluding Line 3)	46					67

PART II - SELECTED SOCIOECONOMIC STATISTICS (Includes both new awards and modifications)					
TYPE OF CONTRACTOR			PREFERENCE PROGRAMS		
CATEGORY	Number of Actions (a)	Total net Dollars (b)	CATEGORY	Number of Actions (a)	Total net Dollars (b)
Small Business	58,855	38,572	Small Business Set-Aside	56,250	27,640
Small Disadvantaged Business	992	1,725	Small Disadvantaged Business Set-Aside	27	110
Women-Owned Small Business	1,360	2,909	8(a) Contract Award	1	19
JWOD Nonprofit Agency	8	134			
HBCU/MI	1	16			

Social Security Administration
Actions Reported Individually on SF279
Fiscal Year 1997 Through Fourth Quarter

	Actions	Dollars (000)
TOTAL		
CICA APPLICABILITY	3,880	376,706
Pre-CICA		
CICA Awards	0	0
Simplified Acquisitions	3,688	354,057
Subject to Statute other than CICA	95	5,939
KIND OF CONTRACT ACTION	83	16,083
Initial Letter Contract		
Def. Contract Superseding Letter	1	75
New Definitive Contract	0	0
Simplified Acquisitions	161	36,203
Order Under Single Award Indefinite Delivery Contract	69	4,601
Order Under BOA	1,726	100,537
Order /Mod Under GSA Schedule	13	9,881
Order/Mod Under Other Federal Schedule	408	85,868
Modifications	0	0
Order Under Multiple Awards Contract	1,240	137,781
Terminations	280	2,367
SYNOPSIS OF PROCUREMENT PRIOR TO AWARD	2	-807
Synopsized Prior to Award		
Not Synopsized Due to Urgency	3,417	292,530
Not Synopsized for Other Reason	23	2,149
	426	81,400

FEDERAL PROCUREMENT DATA SYSTEM
Social Security Administration
 Actions Reported Individually on SF279
 Fiscal Year 1997 Through Fourth Quarter

	Actions	Dollars (000)
SOLICITATION PROCEDURE		
Full and Open Competition - Sealed Bid	74	3,584
Full and Open Competition - Comp Proposal	1,705	143,298
Full and Open Competition - Combination	11	3,157
Architect Engineer	48	5,642
Basic Research	0	0
Multiple Award Schedule	402	84,980
Alternate Source/Reduced Cost	2	249
Alternate Source/Mobilization	0	0
Alternate Source/Eng R & D	0	0
Set-aside	1,151	40,002
Other than Full and Open Competition	297	73,144
FULL AND OPEN COMPETITION WITH ONLY ONE BIDDER/OFFERER	772	53,358
AUTHORITY FOR OTHER THAN FULL AND OPEN COMPETITION		
Only One Source	187	37,581
- Follow-on Contract	2	100
- Utilities (Regulated & Telecommunications)	9	4,707
Unusual & Compelling Urgency	9	2,196
Mobilization/Essential R&D	0	0
International Agreement	0	0
Authorized by Statute	101	33,367
Authorized Resale	0	0
National Security	0	0
Public Interest	0	0
EXTENT COMPETED		
Competed	3,469	308,447
Not Available for Competition	226	44,650
Follow-on to Competed Action	4	2,111
Not Competed	167	20,871
TYPE OF CONTRACT		
Fixed Price	3,740	343,665
Cost Reimbursement	13	28,353
Time and Material	0	0
Labor Hour	113	4,061
TYPE OF CONTRACTOR		
Small Disadvantaged Business	351	69,959
Other Small Business	2,086	99,588
Large Business	1,241	180,433
JWOD Nonprofit Agency	39	13,393
Educational, Nonprofit & HBCU/MI	7	864
State & Local Government	122	8,045
Foreign Contractor	0	0
Domestic Contractor Performing Outside US	20	3,697
WOMAN-OWNED BUSINESS		
Small	356	16,359
Other	0	0
PREFERENCE PROGRAMS		
Directed JWOD	30	10,394
8 (a) Program	161	50,720
Small Disadvantaged Bus Set-Aside	2	288
Small Business Set-aside	1,827	44,202
Buy Indian/Self Determination Act	0	0
No Preference Program or Not Listed	1,846	270,475
COMMERCIAL ITEM ACQUISITION	400	87,173
SUBJECT TO LABOR STATUTES		
Walsh Healy Act	1,081	159,902
Service Contract Act	262	65,191
Davis Bacon Act	72	9,512
Not Subject to Above Acts	2,451	141,474
PRODUCT OR SERVICE		
Supplies & Equipment	723	88,115
ADP Equipment, Purchase and Lease	289	76,153
Research & Development	0	0
Construction	79	12,315
Architect & Engineering	59	9,749
Real Property, Purchase & Lease, or Maintenance	3	38
ADP Services (includes Installation & Maintenance)	188	59,823
Other Services	2,539	130,513

FEDERAL PROCUREMENT DATA SYSTEM
Tennessee Valley Authority
Actions Reported in Summary on SF281
Fiscal Year 1997 Through Fourth Quarter

PART I - PRIME CONTRACTS							
	PROCUREMENT METHODS	Number of Actions (a)	NET DOLLAR AMOUNTS (000)				Total Dollars (f)
			Small Business Concerns (b)	Large Business Concerns (c)	Domestic Outside U.S./ Foreign (d)	Other Entities (e)	
NEW AWARDS AND MODIFICATIONS	1. Tariff or Regulated Acquisitions	0					0
	2. Contracts for Foreign Government or International Organization	0					0
	3. Simplified Acquisitions	25,876	39,403	17,842	67	4,312	61,624
	4. Delivery Orders - GSA Schedules Only	0	0	0	0	0	0
	5. Delivery Orders- Other Federal Schedules	0	0	0	0	0	0
	6. Delivery Orders - All Other	69,000	55,203	46,370	0	662	102,235
	7. Other Procurement Methods	0	0	0	0	0	0
	8. TOTAL NEW AWARDS AND MODIFICATIONS	94,876	94,606	64,212	67	4,974	163,859
COMPETITION	9. Competed	68,800	56,130	42,542	50	1,980	100,702
	10. Not Competed	26,076	38,476	21,670	17	2,994	63,157
	11. Not Available for Competition	0	0	0	0	0	0
MODIFICATIONS	12. TOTAL MODIFICATIONS (Excluding Line 3)	94,876					163,858

PART II - SELECTED SOCIOECONOMIC STATISTICS (Includes both new awards and modifications)					
TYPE OF CONTRACTOR			PREFERENCE PROGRAMS		
CATEGORY	Number of Actions (a)	Total net Dollars (b)	CATEGORY	Number of Actions (a)	Total net Dollars (b)
Small Business	60,037	94,606	Small Business Set-Aside	24,617	39,378
Small Disadvantaged Business	8,942	8,207	Small Disadvantaged Business Set-Aside	28	176
Women-Owned Small Business	9,465	13,394	8(a) Contract Award	158	317
JWOD Nonprofit Agency	9	19			
HBCU/MI	0	0			

Tennessee Valley Authority
Actions Reported Individually on SF279
Fiscal Year 1997 Through Fourth Quarter

	Actions	Dollars (000)
TOTAL	4,863	3,060,004
CICA APPLICABILITY		
Pre-CICA	0	0
CICA Awards	4,444	2,713,884
Simplified Acquisitions	0	0
Subject to Statute other than CICA	417	344,894
KIND OF CONTRACT ACTION		
Initial Letter Contract	0	0
Def. Contract Superseding Letter	0	0
New Definitive Contract	1,333	401,492
Simplified Acquisitions	0	0
Order Under Single Award Indefinite Delivery Contract	0	0
Order Under BOA	0	0
Order /Mod Under GSA Schedule	17	2,044
Order/Mod Under Other Federal Schedule	0	0
Modifications	590	340,061
Order Under Multiple Awards Contract	2,923	2,316,407
Terminations	0	0
SYNOPSIS OF PROCUREMENT PRIOR TO AWARD		
Synopsized Prior to Award	2,310	2,192,288
Not Synopsized Due to Urgency	244	28,549
Not Synopsized for Other Reason	2,307	837,941

FEDERAL PROCUREMENT DATA SYSTEM
Tennessee Valley Authority
Actions Reported Individually on SF279
Fiscal Year 1997 Through Fourth Quarter

SOLICITATION PROCEDURE	Actions	Dollars (000)
Full and Open Competition - Sealed Bid	861	1,750,297
Full and Open Competition - Comp Proposal	2,107	750,031
Full and Open Competition - Combination	7	369
Architect Engineer	2	750
Basic Research	0	0
Multiple Award Schedule	48	6,780
Alternate Source/Reduced Cost	0	0
Alternate Source/Mobilization	0	0
Alternate Source/Eng R & D	0	0
Set-aside	333	27,058
Other than Full and Open Competition	1,086	178,599
FULL AND OPEN COMPETITION WITH ONLY ONE BIDDER/OFFERER	0	0
AUTHORITY FOR OTHER THAN FULL AND OPEN COMPETITION		
Only One Source	837	149,847
- Follow-on Contract	0	0
- Utilities (Regulated & Telecommunications)	0	0
Unusual & Compelling Urgency	248	28,694
Mobilization/Essential R&D	0	0
International Agreement	0	0
Authorized by Statute	1	58
Authorized Resale	0	0
National Security	0	0
Public Interest	0	0
EXTENT COMPETED		
Competed	3,565	2,694,853
Not Available for Competition	80	61,748
Follow-on to Competed Action	4	1,634
Not Competed	1,212	300,543
TYPE OF CONTRACT		
Fixed Price	4,631	2,995,367
Cost Reimbursement	20	10,002
Time and Material	57	18,726
Labor Hour	153	34,683
TYPE OF CONTRACTOR		
Small Disadvantaged Business	154	36,201
Other Small Business	1,580	419,272
Large Business	3,078	2,584,064
JWOD Nonprofit Agency	1	-50
Educational, Nonprofit & HBCU/MI	33	2,719
State & Local Government	11	1,389
Foreign Contractor	4	15,183
Domestic Contractor Performing Outside US	0	0
WOMAN-OWNED BUSINESS		
Small	165	24,700
Other	23	46,668
PREFERENCE PROGRAMS		
Directed JWOD	0	0
8 (a) Program	0	0
Small Disadvantaged Bus Set-Aside	14	3,661
Small Business Set-aside	501	41,812
Buy Indian/Self Determination Act	0	0
No Preference Program or Not Listed	4,346	3,013,505
COMMERCIAL ITEM ACQUISITION	0	0
SUBJECT TO LABOR STATUTES		
Walsh Healy Act	1,507	1,908,544
Service Contract Act	1	30
Davis Bacon Act	0	0
Not Subject to Above Acts	3,353	1,150,204
PRODUCT OR SERVICE		
Supplies & Equipment	3,097	2,370,933
ADP Equipment, Purchase and Lease	248	33,662
Research & Development	12	6,258
Construction	131	47,283
Architect & Engineering	59	13,790
Real Property, Purchase & Lease, or Maintenance	28	6,253
ADP Services (includes Installation & Maintenance)	77	44,115
Other Services	1,211	537,710

FEDERAL PROCUREMENT DATA SYSTEM
U. S. Soldiers and Airmens Home
Actions Reported in Summary on SF281
Fiscal Year 1997 Through Fourth Quarter

PART I - PRIME CONTRACTS							
	PROCUREMENT METHODS	Number of Actions (a)	NET DOLLAR AMOUNTS (000)				Total Dollars (f)
			Small Business Concerns (b)	Large Business Concerns (c)	Domestic Outside U.S./ Foreign (d)	Other Entities (e)	
NEW AWARDS AND MODIFICATIONS	1. Tariff or Regulated Acquisitions	2					9
	2. Contracts for Foreign Government or International Organization	0					0
	3. Simplified Acquisitions	9,755	2,709	1,371	0	38	4,118
	4. Delivery Orders - GSA Schedules Only	152	203	159	0	0	362
	5. Delivery Orders- Other Federal Schedules	58	39	74	0	0	113
	6. Delivery Orders - All Other	66	239	32	0	0	271
	7. Other Procurement Methods	1,393	3	1	0	344	348
	8. TOTAL NEW AWARDS AND MODIFICATIONS	11,426	3,193	1,637	0	382	5,221
COMPETITION	9. Competed	8,594	2,302	1,360	0	0	3,662
	10. Not Competed	577	374	74	0	0	448
	11. Not Available for Competition	2,255	517	203	0	382	1,102
MODIFICATIONS	12. TOTAL MODIFICATIONS (Excluding Line 3)	46					69

PART II - SELECTED SOCIOECONOMIC STATISTICS (Includes both new awards and modifications)					
TYPE OF CONTRACTOR			PREFERENCE PROGRAMS		
CATEGORY	Number of Actions (a)	Total net Dollars (b)	CATEGORY	Number of Actions (a)	Total net Dollars (b)
Small Business	6,503	3,193	Small Business Set-Aside	6,503	2,846
Small Disadvantaged Business	94	95	Small Disadvantaged Business Set-Aside	0	0
Women-Owned Small Business	273	288	8(a) Contract Award	0	0
JWOD Nonprofit Agency	25	34			
HBCU/MI	0	0			

U. S. Soldiers and Airmens Home
Actions Reported Individually on SF279
Fiscal Year 1997 Through Fourth Quarter

	Actions	Dollars (000)
TOTAL	56	6,593
CICA APPLICABILITY		
Pre-CICA	0	0
CICA Awards	42	6,234
Simplified Acquisitions	13	317
Subject to Statute other than CICA	1	42
KIND OF CONTRACT ACTION		
Initial Letter Contract	0	0
Def. Contract Superseding Letter	0	0
New Definitive Contract	5	1,400
Simplified Acquisitions	4	194
Order Under Single Award Indefinite Delivery Contract	0	0
Order Under BOA	3	-62
Order /Mod Under GSA Schedule	5	177
Order/Mod Under Other Federal Schedule	0	0
Modifications	39	4,884
Order Under Multiple Awards Contract	0	0
Terminations	0	0
SYNOPSIS OF PROCUREMENT PRIOR TO AWARD		
Synopsized Prior to Award	15	630
Not Synopsized Due to Urgency	3	1,060
Not Synopsized for Other Reason	38	4,903

FEDERAL PROCUREMENT DATA SYSTEM
U. S. Soldiers and Airmens Home
 Actions Reported Individually on SF279
 Fiscal Year 1997 Through Fourth Quarter

	Actions	Dollars (000)
SOLICITATION PROCEDURE		
Full and Open Competition - Sealed Bid	1	21
Full and Open Competition - Comp Proposal	9	462
Full and Open Competition - Combination	0	0
Architect Engineer	0	0
Basic Research	0	0
Multiple Award Schedule	5	177
Alternate Source/Reduced Cost	0	0
Alternate Source/Mobilization	0	0
Alternate Source/Eng R & D	0	0
Set-aside	0	0
Other than Full and Open Competition	27	5,574
FULL AND OPEN COMPETITION WITH ONLY ONE BIDDER/OFFERER AUTHORITY FOR OTHER THAN FULL AND OPEN COMPETITION		
Only One Source	14	2,421
- Follow-on Contract	2	63
- Utilities (Regulated & Telecommunications)	6	1,385
Unusual & Compelling Urgency	12	1,233
Mobilization/Essential R&D	0	0
International Agreement	0	0
Authorized by Statute	1	1,920
Authorized Resale	0	0
National Security	0	0
Public Interest	0	0
EXTENT COMPETED		
Competed	25	1,873
Not Available for Competition	10	3,486
Follow-on to Competed Action	7	1,171
Not Competed	14	63
TYPE OF CONTRACT		
Fixed Price	55	6,468
Cost Reimbursement	0	0
Time and Material	1	125
Labor Hour	0	0
TYPE OF CONTRACTOR		
Small Disadvantaged Business	3	6
Other Small Business	32	1,878
Large Business	20	2,789
JWOD Nonprofit Agency	1	1,920
Educational, Nonprofit & HBCU/MI	0	0
State & Local Government	0	0
Foreign Contractor	0	0
Domestic Contractor Performing Outside US	0	0
WOMAN OWNED BUSINESS		
Small	3	62
Other	0	0
PREFERENCE PROGRAMS		
Directed JWOD	1	1,920
8 (a) Program	2	5
Small Disadvantaged Bus Set-Aside	0	0
Small Business Set-aside	0	0
Buy Indian/Self Determination Act	0	0
No Preference Program or Not Listed	53	4,668
COMMERCIAL ITEM ACQUISITION		
	0	0
SUBJECT TO LABOR STATUTES		
Walsh Healy Act	8	1,108
Service Contract Act	10	2,227
Davis Bacon Act	18	1,449
Not Subject to Above Acts	20	1,809
PRODUCT OR SERVICE		
Supplies & Equipment	11	2,222
ADP Equipment, Purchase and Lease	3	56
Research & Development	0	0
Construction	18	1,449
Architect & Engineering	1	37
Real Property, Purchase & Lease, or Maintenance	0	0
ADP Services (includes Installation & Maintenance)	2	185
Other Services	21	2,644

FEDERAL PROCUREMENT DATA SYSTEM
U. S. Trade & Development Agency
Actions Reported in Summary on SF281
Fiscal Year 1997 Through Fourth Quarter

PART I - PRIME CONTRACTS							
	PROCUREMENT METHODS	Number of Actions (a)	NET DOLLAR AMOUNTS (000)				Total Dollars (f)
			Small Business Concerns (b)	Large Business Concerns (c)	Domestic Outside U.S./ Foreign (d)	Other Entities (e)	
NEW AWARDS AND MODIFICATIONS	1. Tariff or Regulated Acquisitions	0					0
	2. Contracts for Foreign Government or International Organization	0					0
	3. Simplified Acquisitions	239	1,723	0	0	0	1,723
	4. Delivery Orders - GSA Schedules Only	0	0	0	0	0	0
	5. Delivery Orders- Other Federal Schedules	0	0	0	0	0	0
	6. Delivery Orders - All Other	0	0	0	0	0	0
	7. Other Procurement Methods	0	0	0	0	0	0
	8. TOTAL NEW AWARDS AND MODIFICATIONS	239	1,723	0	0	0	1,723
COMPETITION	9. Competed	239	1,723	0	0	0	1,723
	10. Not Competed	0	0	0	0	0	0
	11. Not Available for Competition	0	0	0	0	0	0
MODIFICATIONS	12. TOTAL MODIFICATIONS (Excluding Line 3)	26					0

PART II - SELECTED SOCIOECONOMIC STATISTICS (Includes both new awards and modifications)					
TYPE OF CONTRACTOR			PREFERENCE PROGRAMS		
CATEGORY	Number of Actions (a)	Total net Dollars (b)	CATEGORY	Number of Actions (a)	Total net Dollars (b)
Small Business	239	1,723	Small Business Set-Aside	0	0
Small Disadvantaged Business	0	0	Small Disadvantaged Business Set-Aside	0	0
Women-Owned Small Business	11	125	8(a) Contract Award	0	0
JWOD Nonprofit Agency	0	0			
HBCU/MI	0	0			

U. S. Trade & Development Agency
Actions Reported Individually on SF279
Fiscal Year 1997 Through Fourth Quarter

	Actions	Dollars (000)
TOTAL	21	1,378
CICA APPLICABILITY		
Pre-CICA	12	933
CICA Awards	0	0
Simplified Acquisitions	9	445
Subject to Statute other than CICA	0	0
KIND OF CONTRACT ACTION		
Initial Letter Contract	0	0
Def. Contract Superseding Letter	0	0
New Definitive Contract	1	25
Simplified Acquisitions	9	445
Order Under Single Award Indefinite Delivery Contract	11	908
Order Under BOA	0	0
Order /Mod Under GSA Schedule	0	0
Order/Mod Under Other Federal Schedule	0	0
Modifications	0	0
Order Under Multiple Awards Contract	0	0
Terminations	0	0
SYNOPSIS OF PROCUREMENT PRIOR TO AWARD		
Synopsized Prior to Award	0	0
Not Synopsized Due to Urgency	0	0
Not Synopsized for Other Reason	21	1,378

FEDERAL PROCUREMENT DATA SYSTEM
U. S. Trade & Development Agency
Actions Reported Individually on SF279
Fiscal Year 1997 Through Fourth Quarter

SOLICITATION PROCEDURE	Actions	Dollars (000)
Full and Open Competition - Sealed Bid	0	0
Full and Open Competition - Comp Proposal	0	0
Full and Open Competition - Combination	0	0
Architect Engineer	0	0
Basic Research	0	0
Multiple Award Schedule	0	0
Alternate Source/Reduced Cost	0	0
Alternate Source/Mobilization	0	0
Alternate Source/Eng R & D	0	0
Set-aside	0	0
Other than Full and Open Competition	0	0
FULL AND OPEN COMPETITION WITH ONLY ONE BIDDER/OFFERER	0	0
AUTHORITY FOR OTHER THAN FULL AND OPEN COMPETITION		
Only One Source	0	0
- Follow-on Contract	0	0
- Utilities (Regulated & Telecommunications)	0	0
Unusual & Compelling Urgency	0	0
Mobilization/Essential R&D	0	0
International Agreement	0	0
Authorized by Statute	0	0
Authorized Resale	0	0
National Security	0	0
Public Interest	0	0
EXTENT COMPETED		
Completed	20	1,353
Not Available for Competition	1	25
Follow-on to Competed Action	0	0
Not Competed	0	0
TYPE OF CONTRACT		
Fixed Price	21	1,378
Cost Reimbursement	0	0
Time and Material	0	0
Labor Hour	0	0
TYPE OF CONTRACTOR		
Small Disadvantaged Business	0	0
Other Small Business	21	1,378
Large Business	0	0
JWOD Nonprofit Agency	0	0
Educational, Nonprofit & HBCU/MI	0	0
State & Local Government	0	0
Foreign Contractor	0	0
Domestic Contractor Performing Outside US	0	0
WOMAN-OWNED BUSINESS		
Small	0	0
Other	0	0
PREFERENCE PROGRAMS		
Directed JWOD	0	0
8 (a) Program	0	0
Small Disadvantaged Bus Set-Aside	0	0
Small Business Set-aside	0	0
Buy Indian/Self Determination Act	0	0
No Preference Program or Not Listed	21	1,378
COMMERCIAL ITEM ACQUISITION	16	1,055
SUBJECT TO LABOR STATUTES		
Walsh Healy Act	0	0
Service Contract Act	21	1,378
Davis Bacon Act	0	0
Not Subject to Above Acts	0	0
PRODUCT OR SERVICE		
Supplies & Equipment	0	0
ADP Equipment, Purchase and Lease	0	0
Research & Development	0	0
Construction	0	0
Architect & Engineering	0	0
Real Property, Purchase & Lease, or Maintenance	0	0
ADP Services (includes Installation & Maintenance)	0	0
Other Services	21	1,378

FEDERAL PROCUREMENT DATA SYSTEM
United States Arms Control and Disarmament Agency
 Actions Reported in Summary on SF281
 Fiscal Year 1997 Through Fourth Quarter

PART I - PRIME CONTRACTS							
	PROCUREMENT METHODS	Number of Actions (a)	NET DOLLAR AMOUNTS (000)				Total Dollars (f)
			Small Business Concerns (b)	Large Business Concerns (c)	Domestic Outside U.S./ Foreign (d)	Other Entities (e)	
NEW AWARDS AND MODIFICATIONS	1. Tariff or Regulated Acquisitions	0					0
	2. Contracts for Foreign Government or International Organization	0					0
	3. Simplified Acquisitions	110	444	237	0	1	682
	4. Delivery Orders - GSA Schedules Only	37	233	119	0	0	352
	5. Delivery Orders- Other Federal Schedules	1	0	9	0	0	9
	6. Delivery Orders - All Other	5	15	27	0	0	42
	7. Other Procurement Methods	1	14	0	0	0	14
	8. TOTAL NEW AWARDS AND MODIFICATIONS	154	706	392	0	1	1,099
COMPETITION	9. Competed	63	360	178	0	1	539
	10. Not Competed	61	297	94	0	0	391
	11. Not Available for Competition	30	49	120	0	0	169
MODIFICATIONS	12. TOTAL MODIFICATIONS (Excluding Line 3)	2					14

PART II - SELECTED SOCIOECONOMIC STATISTICS (Includes both new awards and modifications)					
TYPE OF CONTRACTOR			PREFERENCE PROGRAMS		
CATEGORY	Number of Actions (a)	Total net Dollars (b)	CATEGORY	Number of Actions (a)	Total net Dollars (b)
Small Business	88	706	Small Business Set-Aside	16	167
Small Disadvantaged Business	1	25	Small Disadvantaged Business Set-Aside	0	0
Women-Owned Small Business	15	162	8(a) Contract Award	1	14
JWOD Nonprofit Agency	0	0			
HBCU/MI	0	0			

United States Arms Control and Disarmament Agency
 Actions Reported Individually on SF279
 Fiscal Year 1997 Through Fourth Quarter

	Actions	Dollars (000)
TOTAL	37	4,801
CICA APPLICABILITY		
Pre-CICA	1	45
CICA Awards	33	4,673
Simplified Acquisitions	1	31
Subject to Statute other than CICA	2	52
KIND OF CONTRACT ACTION		
Initial Letter Contract	0	0
Def. Contract Superseding Letter	0	0
New Definitive Contract	3	371
Simplified Acquisitions	1	31
Order Under Single Award Indefinite Delivery Contract	12	732
Order Under BOA	0	0
Order /Mod Under GSA Schedule	15	1,481
Order/Mod Under Other Federal Schedule	0	0
Modifications	6	2,186
Order Under Multiple Awards Contract	0	0
Terminations	0	0
SYNOPSIS OF PROCUREMENT PRIOR TO AWARD		
Synopsized Prior to Award	34	4,704
Not Synopsized Due to Urgency	0	0
Not Synopsized for Other Reason	3	97

FEDERAL PROCUREMENT DATA SYSTEM
United States Arms Control and Disarmament Agency
 Actions Reported Individually on SF279
 Fiscal Year 1997 Through Fourth Quarter

SOLICITATION PROCEDURE	Actions	Dollars (000)
Full and Open Competition - Sealed Bid	0	0
Full and Open Competition - Comp Proposal	3	1,921
Full and Open Competition - Combination	0	0
Architect Engineer	0	0
Basic Research	0	0
Multiple Award Schedule	15	1,481
Alternate Source/Reduced Cost	0	0
Alternate Source/Mobilization	0	0
Alternate Source/Eng R & D	0	0
Set-aside	2	851
Other than Full and Open Competition	1	306
FULL AND OPEN COMPETITION WITH ONLY ONE BIDDER/OFFERER	2	1,871
AUTHORITY FOR OTHER THAN FULL AND OPEN COMPETITION		
Only One Source	1	306
- Follow-on Contract	0	0
- Utilities (Regulated & Telecommunications)	0	0
Unusual & Compelling Urgency	0	0
Mobilization/Essential R&D	0	0
International Agreement	0	0
Authorized by Statute	0	0
Authorized Resale	0	0
National Security	0	0
Public Interest	0	0
EXTENT COMPETED		
Competed	33	4,412
Not Available for Competition	2	52
Follow-on to Competed Action	0	0
Not Competed	2	337
TYPE OF CONTRACT		
Fixed Price	20	1,718
Cost Reimbursement	9	588
Time and Material	1	308
Labor Hour	7	2,209
TYPE OF CONTRACTOR		
Small Disadvantaged Business	4	588
Other Small Business	15	1,546
Large Business	17	2,361
JWOD Nonprofit Agency	0	0
Educational, Nonprofit & HBCU/MI	1	306
State & Local Government	0	0
Foreign Contractor	0	0
Domestic Contractor Performing Outside US	0	0
WOMAN-OWNED BUSINESS		
Small	1	26
Other	0	0
PREFERENCE PROGRAMS		
Directed JWOD	0	0
8 (a) Program	2	52
Small Disadvantaged Bus Set-Aside	0	0
Small Business Set-aside	4	669
Buy Indian/Self Determination Act	0	0
No Preference Program or Not Listed	31	4,080
COMMERCIAL ITEM ACQUISITION	4	308
SUBJECT TO LABOR STATUTES		
Walsh Healy Act	16	1,572
Service Contract Act	8	2,251
Davis Bacon Act	0	0
Not Subject to Above Acts	13	978
PRODUCT OR SERVICE		
Supplies & Equipment	1	64
ADP Equipment, Purchase and Lease	17	1,581
Research & Development	0	0
Construction	0	0
Architect & Engineering	0	0
Real Property, Purchase & Lease, or Maintenance	0	0
ADP Services (includes Installation & Maintenance)	7	2,230
Other Services	12	926

FEDERAL PROCUREMENT DATA SYSTEM
United States Holocaust Memorial Museum
 Actions Reported in Summary on SF281
 Fiscal Year 1997 Through Fourth Quarter

PART I - PRIME CONTRACTS							
	PROCUREMENT METHODS	Number of Actions (a)	NET DOLLAR AMOUNTS (000)				Total Dollars (f)
			Small Business Concerns (b)	Large Business Concerns (c)	Domestic Outside U.S./ Foreign (d)	Other Entities (e)	
NEW AWARDS AND MODIFICATIONS	1. Tariff or Regulated Acquisitions	0					0
	2. Contracts for Foreign Government or International Organization	0					0
	3. Simplified Acquisitions	580	1,655	263	93	9	2,020
	4. Delivery Orders - GSA Schedules Only	92	410	59	25	103	597
	5. Delivery Orders- Other Federal Schedules	0	0	0	0	0	0
	6. Delivery Orders - All Other	16	134	0	0	0	134
	7. Other Procurement Methods	1	2	0	0	0	2
	8. TOTAL NEW AWARDS AND MODIFICATIONS	689	2,201	322	118	112	2,753
COMPETITION	9. Competed	285	1,320	181	0	0	1,501
	10. Not Competed	145	155	41	89	11	296
	11. Not Available for Competition	259	726	100	29	101	956
MODIFICATIONS	12. TOTAL MODIFICATIONS (Excluding Line 3)	2					7

PART II - SELECTED SOCIOECONOMIC STATISTICS (Includes both new awards and modifications)					
CATEGORY	TYPE OF CONTRACTOR		PREFERENCE PROGRAMS		
	Number of Actions (a)	Total net Dollars (b)	CATEGORY	Number of Actions (a)	Total net Dollars (b)
Small Business	524	2,201	Small Business Set-Aside	30	198
Small Disadvantaged Business	31	181	Small Disadvantaged Business Set-Aside	29	129
Women-Owned Small Business	18	102	8(a) Contract Award	4	37
JWOD Nonprofit Agency	0	0			
HBCU/MI	4	13			

United States Holocaust Memorial Museum
 Actions Reported Individually on SF279
 Fiscal Year 1997 Through Fourth Quarter

	Actions	Dollars (000)
TOTAL	0	0
CICA APPLICABILITY		
Pre-CICA	0	0
CICA Awards	0	0
Simplified Acquisitions	0	0
Subject to Statute other than CICA	0	0
KIND OF CONTRACT ACTION		
Initial Letter Contract	0	0
Def. Contract Superseding Letter	0	0
New Definitive Contract	0	0
Simplified Acquisitions	0	0
Order Under Single Award Indefinite Delivery Contract	0	0
Order Under BOA	0	0
Order /Mod Under GSA Schedule	0	0
Order/Mod Under Other Federal Schedule	0	0
Modifications	0	0
Order Under Multiple Awards Contract	0	0
Terminations	0	0
SYNOPSIS OF PROCUREMENT PRIOR TO AWARD		
Synopsized Prior to Award	0	0
Not Synopsized Due to Urgency	0	0
Not Synopsized for Other Reason	0	0

FEDERAL PROCUREMENT DATA SYSTEM
United States Holocaust Memorial Museum
Actions Reported Individually on SF279
Fiscal Year 1997 Through Fourth Quarter

SOLICITATION PROCEDURE	Actions	Dollars (000)
Full and Open Competition - Sealed Bid	0	0
Full and Open Competition - Comp Proposal	0	0
Full and Open Competition - Combination	0	0
Architect Engineer	0	0
Basic Research	0	0
Multiple Award Schedule	0	0
Alternate Source/Reduced Cost	0	0
Alternate Source/Mobilization	0	0
Alternate Source/Eng R & D	0	0
Set-aside	0	0
Other than Full and Open Competition	0	0
FULL AND OPEN COMPETITION WITH ONLY ONE BIDDER/OFFERER	0	0
AUTHORITY FOR OTHER THAN FULL AND OPEN COMPETITION		
Only One Source	0	0
- Follow-on Contract	0	0
- Utilities (Regulated & Telecommunications)	0	0
Unusual & Compelling Urgency	0	0
Mobilization/Essential R&D	0	0
International Agreement	0	0
Authorized by Statute	0	0
Authorized Resale	0	0
National Security	0	0
Public Interest	0	0
EXTENT COMPETED		
Competed	0	0
Not Available for Competition	0	0
Follow-on to Competed Action	0	0
Not Competed	0	0
TYPE OF CONTRACT		
Fixed Price	0	0
Cost Reimbursement	0	0
Time and Material	0	0
Labor Hour	0	0
TYPE OF CONTRACTOR		
Small Disadvantaged Business	0	0
Other Small Business	0	0
Large Business	0	0
JWOD Nonprofit Agency	0	0
Educational, Nonprofit & HBCU/MI	0	0
State & Local Government	0	0
Foreign Contractor	0	0
Domestic Contractor Performing Outside US	0	0
WOMAN OWNED BUSINESS		
Small	0	0
Other	0	0
PREFERENCE PROGRAMS		
Directed JWOD	0	0
8 (a) Program	0	0
Small Disadvantaged Bus Set-Aside	0	0
Small Business Set-aside	0	0
Buy Indian/Self Determination Act	0	0
No Preference Program or Not Listed	0	0
COMMERCIAL ITEM ACQUISITION	0	0
SUBJECT TO LABOR STATUTES		
Wash Healy Act	0	0
Service Contract Act	0	0
Davis Bacon Act	0	0
Not Subject to Above Acts	0	0
PRODUCT OR SERVICE		
Supplies & Equipment	0	0
ADP Equipment, Purchase and Lease	0	0
Research & Development	0	0
Construction	0	0
Architect & Engineering	0	0
Real Property, Purchase & Lease, or Maintenance	0	0
ADP Services (includes Installation & Maintenance)	0	0
Other Services	0	0

FEDERAL PROCUREMENT DATA SYSTEM
United States Information Agency
 Actions Reported in Summary on SF281
 Fiscal Year 1997 Through Fourth Quarter

PART I - PRIME CONTRACTS							
	PROCUREMENT METHODS	Number of Actions (a)	NET DOLLAR AMOUNTS (000)				Total Dollars (f)
			Small Business Concerns (b)	Large Business Concerns (c)	Domestic Outside U.S./ Foreign (d)	Other Entities (e)	
NEW AWARDS AND MODIFICATIONS	1. Tariff or Regulated Acquisitions	77					222
	2. Contracts for Foreign Government or International Organization	1					1
	3. Simplified Acquisitions	6,864	10,643	3,142	228	188	14,201
	4. Delivery Orders - GSA Schedules Only	876	2,235	2,495	0	0	4,730
	5. Delivery Orders- Other Federal Schedules	15	44	39	0	10	93
	6. Delivery Orders - All Other	4,132	3,409	785	1	63	4,258
	7. Other Procurement Methods	117	401	113	1	24	539
	8. TOTAL NEW AWARDS AND MODIFICATIONS	12,082	16,732	6,574	230	285	24,044
COMPETITION	9. Competed	1,272	6,286	2,023	146	9	8,464
	10. Not Competed	2,689	4,722	2,241	46	144	7,153
	11. Not Available for Competition	8,121	5,724	2,310	38	132	8,204
MODIFICATIONS	12. TOTAL MODIFICATIONS (Excluding Line 3)	0					0

PART II - SELECTED SOCIOECONOMIC STATISTICS (Includes both new awards and modifications)					
TYPE OF CONTRACTOR			PREFERENCE PROGRAMS		
CATEGORY	Number of Actions (a)	Total net Dollars (b)	CATEGORY	Number of Actions (a)	Total net Dollars (b)
Small Business	9,242	16,732	Small Business Set-Aside	5,165	9,466
Small Disadvantaged Business	1,071	1,555	Small Disadvantaged Business Set-Aside	50	168
Women-Owned Small Business	895	1,533	8(a) Contract Award	18	87
JWOD Nonprofit Agency	0	0			
HBCU/MI	0	0			

United States Information Agency
 Actions Reported Individually on SF279
 Fiscal Year 1997 Through Fourth Quarter

	Actions	Dollars (000)
TOTAL	468	82,555
CICA APPLICABILITY		
Pre-CICA	2	2,300
CICA Awards	377	75,357
Simplified Acquisitions	88	4,888
Subject to Statute other than CICA	1	10
KIND OF CONTRACT ACTION		
Initial Letter Contract	0	0
Def. Contract Superseding Letter	0	0
New Definitive Contract	26	44,053
Simplified Acquisitions	87	4,831
Order Under Single Award Indefinite Delivery Contract	113	6,059
Order Under BOA	9	453
Order /Mod Under GSA Schedule	86	5,716
Order/Mod Under Other Federal Schedule	0	0
Modifications	97	17,161
Order Under Multiple Awards Contract	50	4,282
Terminations	0	0
SYNOPSIS OF PROCUREMENT PRIOR TO AWARD		
Synopsized Prior to Award	304	31,472
Not Synopsized Due to Urgency	20	3,919
Not Synopsized for Other Reason	144	47,164

FEDERAL PROCUREMENT DATA SYSTEM
United States Information Agency
Actions Reported Individually on SF279
Fiscal Year 1997 Through Fourth Quarter

	Actions	Dollars (000)
SOLICITATION PROCEDURE		
Full and Open Competition - Sealed Bid	27	1,879
Full and Open Competition - Comp Proposal	60	10,951
Full and Open Competition - Combination	0	0
Architect Engineer	64	1,702
Basic Research	0	0
Multiple Award Schedule	86	5,716
Alternate Source/Reduced Cost	0	0
Alternate Source/Mobilization	0	0
Alternate Source/Eng R & D	0	0
Set-aside	3	39
Other than Full and Open Competition	137	55,070
FULL AND OPEN COMPETITION WITH ONLY ONE BIDDER/OFFERER	19	1,439
AUTHORITY FOR OTHER THAN FULL AND OPEN COMPETITION		
Only One Source	90	48,863
- Follow-on Contract	0	0
- Utilities (Regulated & Telecommunications)	18	39,328
Unusual & Compelling Urgency	11	3,526
Mobilization/Essential R&D	0	0
International Agreement	1	-881
Authorized by Statute	35	3,562
Authorized Resale	0	0
National Security	0	0
Public Interest	0	0
EXTENT COMPETED		
Competed	297	25,180
Not Available for Competition	84	46,818
Follow-on to Competed Action	0	0
Not Competed	87	10,557
TYPE OF CONTRACT		
Fixed Price	455	81,143
Cost Reimbursement	0	0
Time and Material	13	1,412
Labor Hour	0	0
TYPE OF CONTRACTOR		
Small Disadvantaged Business	62	6,840
Other Small Business	143	8,154
Large Business	224	59,508
JWOD Nonprofit Agency	0	0
Educational, Nonprofit & HBCU/MI	0	0
State & Local Government	0	0
Foreign Contractor	36	7,881
Domestic Contractor Performing Outside US	3	172
WOMAN OWNED BUSINESS		
Small	22	1,131
Other	0	0
PREFERENCE PROGRAMS		
Directed JWOD	0	0
8 (a) Program	36	3,494
Small Disadvantaged Bus Set-Aside	2	125
Small Business Set-aside	3	170
Buy Indian/Self Determination Act	0	0
No Preference Program or Not Listed	427	78,766
COMMERCIAL ITEM ACQUISITION	19	2,808
SUBJECT TO LABOR STATUTES		
Walsh Healy Act	123	13,739
Service Contract Act	31	4,459
Davis Bacon Act	0	0
Not Subject to Above Acts	314	64,357
PRODUCT OR SERVICE		
Supplies & Equipment	142	12,555
ADP Equipment, Purchase and Lease	42	3,955
Research & Development	2	126
Construction	1	25
Architect & Engineering	2	125
Real Property, Purchase & Lease, or Maintenance	8	-678
ADP Services (includes Installation & Maintenance)	73	12,794
Other Services	198	53,653