



Testimony before the Subcommittee on
International Organizations, Human Rights
and Oversight, Committee on Foreign
Affairs, House of Representatives

For Release on Delivery
Expected at 9:30 a.m. EDT
Friday, June 29, 2007

HIGHER EDUCATION

Challenges in Attracting International Students to the United States and Implications for Global Competitiveness

Statement of George A. Scott, Director
Education, Workforce, and Income Security Issues





Highlights of [GAO-07-1047T](#), a testimony before the Subcommittee on International Organizations, Human Rights, and Oversight, Committee on Foreign Affairs, House of Representatives

Why GAO Did This Study

More international students obtain a higher education in the United States than in any other country, and they make valuable contributions while they are here. For those students returning home after their studies, such exchanges support federal public diplomacy efforts and can improve understanding among nations.

International students have earned about one-third or more of all U.S. degrees at both the master's and doctoral levels in several of the science, technology, engineering, and mathematics fields. Yet recent trends, including a drop in international student enrollment in U.S. colleges and universities, and policy changes after September 11, 2001, have raised concerns about whether the United States will continue to attract talented international students to its universities.

This testimony is based on ongoing and published GAO work. It includes themes from a September 2006 Comptroller General's forum on current trends in international student enrollment in the United States and abroad. Invitees to the forum included experts from the Congress, federal agencies, universities, research institutions, higher education organizations, and industry.

What GAO Recommends

This testimony does not contain recommendations.

www.gao.gov/cgi-bin/getrpt?GAO-07-1047T.

To view the full product, including the scope and methodology, click on the link above. For more information, contact George Scott at 202-512-5932 or ScottG@gao.gov.

HIGHER EDUCATION

Challenges in Attracting International Students to the United States and Implications for Global Competitiveness

What GAO Found

GAO identified the following key issues that may affect the United States' ability to continue attracting the world's most talented international students to our universities and colleges:

- The global higher education landscape is changing and providing more alternatives for students, as other countries expand their educational capacity and technology-based distance learning opportunities increase. For example, enrollment in college-level distance education has nearly quadrupled since 1995. In addition, U.S. universities are establishing branch campuses in other countries and partnerships with international institutions, allowing international students to receive a U.S. education without leaving home. Greater competition has prompted some countries to offer courses in English and to expand their recruiting activities and incentives. Some countries also have developed strategic plans or offices focused on attracting international students.
- The cost of obtaining a U.S. degree is among the highest in the world and rising, which may discourage international students. Average tuition in 2003 at public U.S. colleges and universities was second only to Australia. Moreover, tuition and associated costs continue to rise. While the effects of high and rising costs and related factors are difficult to estimate, some policymakers are concerned they may be discouraging international students from coming to the United States.
- Visa policies and procedures, tightened after September 11 to protect our national security, contributed to real and perceived barriers for international students. Post-September 11 changes included a requirement that almost all visa applicants be interviewed, affecting the number of visas issued and extending wait times for visas under certain circumstances. GAO has made several recommendations to strengthen the visa process in a way that reduces barriers for international students while balancing national security, and recent changes have improved the process. Processing times for certain security reviews have declined, and recent data show more student visas issued in the last few years. The Department of State also has taken steps to ease the burden on students, including expediting interviews and extending the length of time that some visa clearances are valid. We are continuing to study aspects of these issues.

The United States must maintain an appropriate balance between protecting national security interests and ensuring our long-term competitiveness. Monitoring current trends and federal policies is essential to ensuring that the United States continues to obtain talented international students in the face of greater global competition.

Chairman Delahunt, Chairman Hinojosa and Members of the Subcommittees:

I am pleased to be here today to discuss the challenges in attracting international students to the United States and implications for global competitiveness. Over 2 million students worldwide study outside of their country of origin and make economic and foreign policy contributions to their host countries. The United States has relied on undergraduate and graduate students from other countries to support both economic and foreign policy interests. International students have been important sources of innovation and productivity in our increasingly knowledge-based economy, brought needed research and workforce skills, and strengthened our labor force. For those students returning home after their studies, such exchanges support federal public diplomacy efforts and can improve understanding among nations.

The United States' competitiveness in a global society must strike a proper balance among protecting our national security interests, ensuring our long-term competitiveness, and building bridges with other nations and their people. It is also essential that we continue to develop our own domestic capacity.

My testimony today touches on several of the key issues that may affect the United States' ability to continue attracting the world's most talented international students to our universities and colleges. My remarks today are drawn primarily from previous GAO reports, and the framework for discussing the issues is based on the perspectives and insights from the Comptroller General's forum held in September 2006 to discuss American global competitiveness in higher education that included leaders from government, universities, research institutions, higher education organizations, and industry.¹ The forum participants' suggestions and views reported here are not intended to reflect the views of GAO. All of the work on which this testimony is based was performed in accordance with generally accepted government auditing standards.

¹GAO, *Highlights of a GAO Forum: Global Competitiveness: Implications for the Nation's Higher Education System*, [GAO-07-135SP](#) (Washington, D.C.: Jan. 23, 2007).

In summary:

- The global landscape of higher education is changing and providing more alternatives for students, particularly as other countries expand their educational capacity and technology-based distance learning opportunities increase.
- The cost of obtaining a degree in the United States is rising, which may discourage international students from enrolling in our colleges and universities.
- Visa policies and procedures, tightened after September 11, 2001, to protect our national security interests, may have contributed to real and perceived barriers for international students seeking to enter the country, but recent changes have helped ease barriers.

Background

The United States has historically sought to attract international students to its colleges and universities. In recent years international students have earned about one-third or more of all of the U.S. degrees at both the master's and doctoral levels in several of the science, technology, engineering, and mathematics (STEM) fields. In academic year 2002-2003 alone, international students earned between 45 percent and 57 percent of all the STEM degrees in the United States.²

Several federal agencies coordinate efforts to attract and bring international students to the United States and implement related requirements. The Department of State (State) manages the student visa application process, administers some student exchange programs, offers grants to facilitate international exchanges, and provides information promoting educational opportunities in the United States. State's Bureau of Educational and Cultural Affairs supports a global network of more than 450 advising centers around the world that provide comprehensive information about educational opportunities in the United States and guidance on how to access those opportunities. In addition, the Undersecretary for Public Diplomacy and Public Affairs has undertaken ongoing efforts at outreach. For example, the office has organized several delegations of American university presidents to travel overseas with the Undersecretary in order to emphasize the United States' interest in welcoming international students. The Department of Homeland Security enforces immigration laws and oversees applications for changes in

²GAO, *Higher Education: Federal Science, Technology, Engineering, and Mathematics Programs and Related Trends*, [GAO-06-114](#) (Washington, D.C.: Oct. 12, 2005).

immigration status. It also administers the Student and Exchange Visitor Information System (SEVIS), an Internet-based system that maintains data on international students and exchange visitors before and during their stay in the United States. Finally, the Department of Education (Education) sponsors initiatives to encourage academic exchanges between the United States and other countries, and the Department of Commerce offers various activities to help U.S. educational institutions market their programs abroad.

Students or exchange visitors interested in studying in the United States must first be admitted to a U.S. school or university before starting the visa process.³ Most full-time students enter the United States under temporary visas, which usually permit them to stay for the duration of their studies but may require renewals if they return home before their studies are complete. In order to apply for a visa at a U.S. embassy or consulate, students are required to submit a SEVIS⁴-generated document issued by a U.S. college or university or State-designated sponsor organization when they apply for a visa.⁵ State advises student applicants to apply early for a student or exchange visitor visa to make sure that there is sufficient time to obtain an appointment for a visa interview and for visa processing. Among the long-standing requirements for students applying for a visa is that they demonstrate an “intent to return” to their country of origin after they complete their studies. Graduates who wish to stay and work in the United States beyond the time allowed by their student visas generally need to receive approval for a change in status, for example, through a temporary work visa or through permanent residency.

³A visa allows a foreign citizen to travel to a U.S. port-of entry and request permission from the U.S. immigration officer to enter the United States. It does not guarantee entry into the United States.

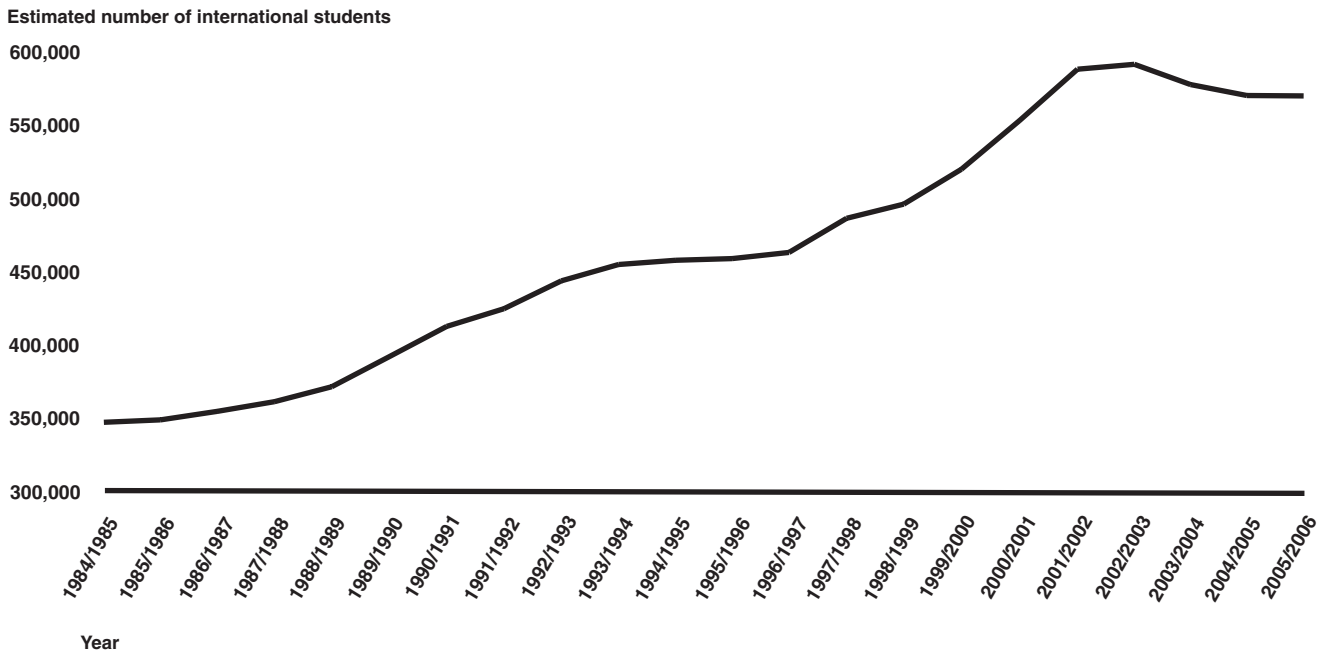
⁴Section 641 of the Illegal Immigration Reform and Immigrant Responsibility Act of 1996 (IIRIRA), as amended, requires the creation and implementation of a program to collect information relating to nonimmigrant foreign students and exchange visitor program participants during the course of their stay in the United States. Pub. L. No. 104-208, Div. C, Tit. VI, § 641, 110 Stat. 3009-704 (1996), codified as amended at 8 U.S.C. § 1372. The program became known as SEVP (Student and Exchange Visitor Program), and its core technology became known as SEVIS. It is administered by the Bureau of Immigration and Customs Enforcement (ICE) within the Department of Homeland Security (DHS), and is an Internet-based system that maintains data on foreign students and exchange visitors before and during their stay in the United States.

⁵The U.S. academic institution or program sponsor provides the appropriate SEVIS-generated form when the applicant has been academically admitted to the institution or accepted as a participant in an exchange program. To ensure that they will be able to arrive in time for the start of their educational program in the United States, applicants need to request and receive the appropriate visa-qualifying document from the U.S. institution or program sponsor well in advance of their planned arrival in the United States.

Although the United States continues to enroll more international students than any other country, the number of international students enrolled in U.S. higher education institutions leveled off and even dropped slightly after 2001, as shown in figure 1. Figure 2 shows that the U.S. share of international students worldwide decreased between 2000 and 2004. According to the Institute of International Education, the decline in the number of international students attending U.S. higher education institutions between 2002 and 2003 was the first drop in over 30 years.⁶ While some preliminary data suggest that international student enrollment numbers may be rebounding, enrollments have yet to return to previous levels. Nevertheless, the United States continues to be a prime study destination for international students for numerous reasons: its high-quality higher education institutions, top-ranked graduate programs, strong research funding, English-language curriculum, and a diverse foreign-born faculty.

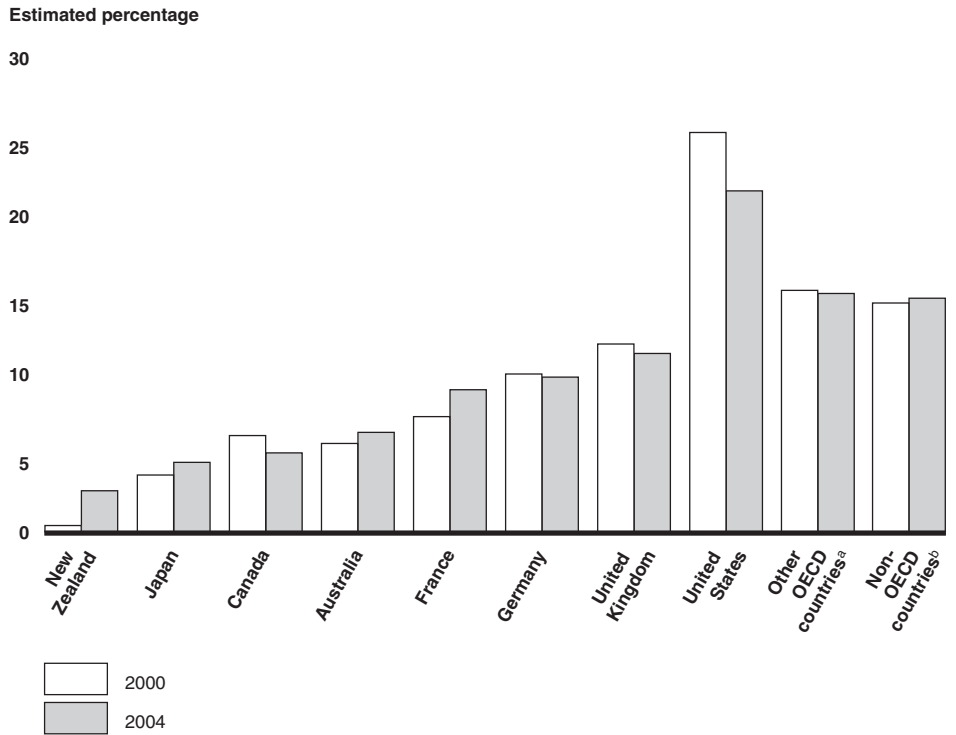
⁶Institute of International Education, *Open Doors: Report on International Educational Exchange*, 2004, New York.

Figure 1: Estimated Number of International Students Enrolled in U.S. Higher Education, 1984/1985 to 2005/2006



Source: Institute of International Education (IIE) data.

Figure 2: Estimated Percentage of All International Higher Education Students Enrolled in a Selection of Countries by Destination, 2000 and 2004



Source: Organisation for Economic Co-operation and Development (OECD) data.

Note: Information in this graph includes only those countries for which both 2000 and 2004 data were available, except for Canada, for which the year of reference is 2002. GAO did not assess the reliability of the data for the percentage of students enrolled in schools outside the United States. Also, the definition of international students is not uniform across countries.

^aOther OECD countries include Austria, Belgium, Denmark, Finland, Greece, Hungary, Iceland, Ireland, Italy, Korea, Luxembourg, Mexico, the Netherlands, Norway, Poland, Portugal, the Slovak Republic, Spain, Sweden, Switzerland, and Turkey.

^bNon-OECD countries include Brazil, Chile, India, Malaysia, the Russian Federation, South Africa, and others.

The Global Higher Education Landscape Is Providing More Options for Students

As worldwide demand for higher education continues to rise, changes in the global higher education landscape have provided students with more options. For example, technological advancements have spurred online courses and even completely online programs that cater largely to nontraditional students having work and family commitments. Between 1995 and 2001, enrollment in distance education at the college level nearly

quadrupled to over 3 million students, according to Education's most recent data.

In addition, international partnerships allow institutions to share faculty members and facilitate study abroad opportunities. International branch campuses now provide international students the opportunity to receive an American education without leaving their home country.

Greater competition has prompted some countries to embrace instruction in English and encouraged other systems to expand their recruiting activities and incentives. Germany alone offers nearly 400 courses in English that are geared toward international students. In terms of recruiting, several of the participants during our global competitiveness and higher education forum suggested that some countries appear more committed to attracting international students than the United States or are now competing with the United States for the best and the brightest students. Japan offers the same subsidized tuition rates to international students as domestic students, while Singapore offers all students tuition grants covering up to 80 percent of tuition fees as long as they commit to working in Singapore for 3 years after graduation. France and Japan have also strengthened and expanded their scholarship programs for international students. Some countries' recruiting efforts include providing scholarships to international students who may not be able to afford the costs of obtaining a higher education degree in the United States.

In addition, some countries have also developed strategic plans or offices that address efforts to attract international students. The German Academic Exchange Service and EduFrance offer examples where government agencies have been tasked with international student recruitment. Participants at GAO's forum on global competitiveness expressed concerns that the United States lacked such a national strategy for recruiting international students and emphasized a need to both explore new sources of international students as well as cultivate U.S. domestic capacity.

Rising Cost of U.S. Higher Education May Discourage Some International Students from Coming

As the cost of attending college in the United States rises, international students may be discouraged from coming here to study. Higher education in the United States ranks among the most expensive in the world. As shown from OECD data in table 1, in 2003-2004 annual average tuition at

public U.S. colleges and universities (\$4,587) was second only to Australia (\$5,289) and more than 2.5 times higher than Europe's system with the highest tuition fees, that of the United Kingdom.⁷ In terms of private higher education providers, U.S. institutions ranked the highest at more than \$17,000 per year followed by Australia (\$13,420), Italy (\$3,992), and Portugal (\$3,803).

Table 1: Estimated Annual Average Tuition Fees Charged by Select OECD Countries' Tertiary-Type A Educational Institutions (School Year 2003-2004)

OECD countries	Public institutions	Private institutions
Australia	\$5,289	\$13,420
United States	4,587	17,777
Canada	3,267	--
New Zealand	2,538	3,075
Italy	983	3,992
Portugal	868	3,803
Austria	853	800
Spain	801	--
Belgium (Other)	658	751
Belgium (Flanders)	540	536
Hungary	351	991
Czech Republic	0	3,449
Denmark	0	--
Finland	0	0
Iceland	0	3,000
Slovak Republic	0	--
Sweden	0	0
Netherlands	--	1,565
United Kingdom	--	\$1,794

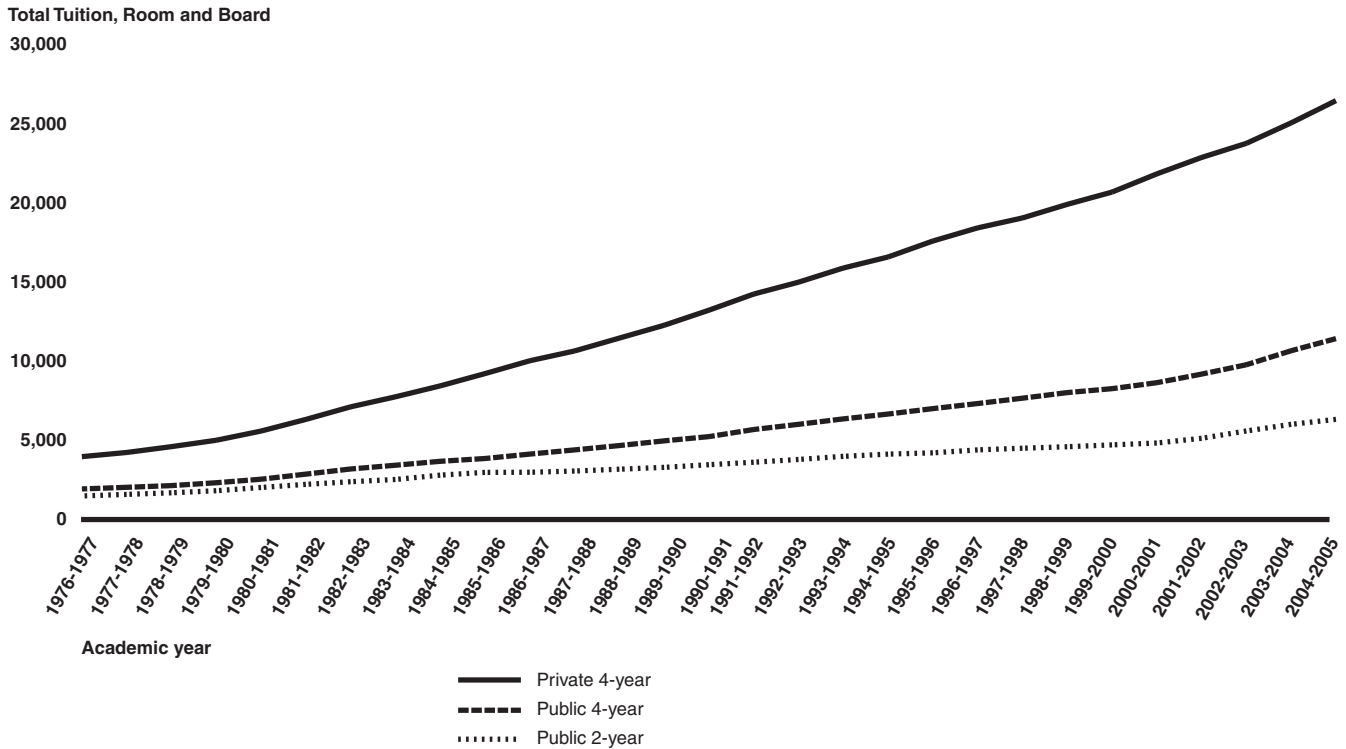
Source: OECD Education at a Glance 2006. Paris.

⁷Higher education institutions in the United Kingdom are privately controlled. However, because they are funded largely by the state, they are commonly regarded as public institutions in international comparative analyses.

Note: In equivalent U.S. dollars converted using purchasing power parity (PPP), by type of institutions, based on full-time students. Zero values indicate no tuition and dashed values indicate that data were either missing or the category was not applicable. These figures represent the weighted average of the main Tertiary-type A programs and do not cover all educational institutions. However, the figures reported can be considered as good proxies and show the difference among countries in tuition fees charged by main educational institutions for the majority of students. Tertiary-type A programs are largely theory-based and designed to provide sufficient qualifications for entry to advanced research programs and professions with high skill requirements. They have a minimum cumulative theoretical duration of three years' full-time equivalent, although they typically last four or more years.

Moreover, student costs at U.S. colleges and universities continue to rise. Figure 3 depicts average undergraduate tuition and room and board costs between 1976 and 2004 for full-time students in degree-granting programs at both 4-year public and private higher education institutions as well as public 2-year institutions. Average costs for private colleges and universities have risen the most since 1990, from \$13,237 to \$26,489. However, in percentage terms the most growth took place at 4-year public institutions; the change between 1990 and 2004 was approximately 118 percent compared to a 100 percent increase at 4-year privates and an 83 percent increase at 2-year institutions.

Figure 3: Average Undergraduate Tuition and Fees and Room and Board Rates Charged for Full-Time Students in Degree-Granting Institutions, by Type and Control of Institution: 1976-1977 through 2004-2005



Source: U.S. Department of Education. Digest of Education Statistics: 2005.

Note: Data for 1986-1987 and later years reflect a basis of 20 meals per week rather than meals 7 days per week. Because of this revision in data collection and tabulation procedures, data are not entirely comparable with figures for previous years. Room and board data are estimated. Data were imputed using alternative procedures. Preliminary data based on fall 2003 enrollment weights. Data are for the entire academic year and are average total charges for full-time attendance. Tuition and fees were weighted by the number of full-time-equivalent undergraduates, but were not adjusted to reflect student residency. Room and board were based on full-time students. The data have not been adjusted for changes in the purchasing power of the dollar over time. Data for 1976-1977 to 1996-1997 are for institutions of higher education. Institutions of higher education were accredited by an agency or association that was recognized by the U.S. Department of Education, or recognized directly by the Secretary of Education. Because of their low response rate, data for private 2-year colleges must be interpreted with caution.

International students generally do not rely on U.S. federal funding to study in the United States. According to the Institute of International Education's Open Doors 2004/2005 report, which provides data on international student mobility patterns from U.S. universities, an estimated 71 percent of all international students reported their primary source of funding coming from personal and family sources or other sources outside of the United States. The effects of high and rising tuition and other factors on international enrollment patterns are difficult to estimate, but some

policymakers are concerned that costs may be discouraging some international students from coming to U.S. higher education institutions.

Changes in U.S. Visa Policies Contributed to Real and Perceived Barriers for International Students to Enter the Country, but Recent Improvements Have Helped Ease Some of the Burden

After September 11, State and Homeland Security, as well as other agencies, took various steps to strengthen the visa process as an antiterrorism tool. This has made the visa process more robust, but may have contributed to real and perceived barriers for international students as well as fueled perceptions that international students were not welcome. Almost all visa applicants must now be interviewed by a consular adjudicating officer at a U.S. embassy or post; this requirement has both affected the number of visas issued and extended wait times for visas under certain circumstances.⁸ We have reviewed aspects of the visa process and have made many recommendations to strengthen the process in a way that reduces barriers for international students while balancing national security interests. In October 2002 we cited the need for a clear policy on how to balance national security concerns with the desire to facilitate legitimate travel when issuing visas and made several recommendations to help improve the visa process.⁹ In 2003, we reported that the Departments of State, Homeland Security, and Justice could more effectively manage the visa process if they had clear and comprehensive policies and procedures as well as increased agency coordination and information sharing.¹⁰ In 2005 we reported on State's management of J-1 exchange programs.¹¹ Separately in 2005, we reported on the department's efforts to improve the time required to process visas for international science students and scholars as well as others.¹² In 2004 we found that the time to adjudicate a visa depended largely on whether an applicant had to undergo a Visas Mantis security check. Visas Mantis security checks target

⁸See GAO, *Border Security: Reassessment of Consular Resource Requirements Could Help Address Visa Delays*, [GAO-06-542T](#) (Washington, DC: Apr. 4, 2006).

⁹GAO, *Border Security: Visa Process Should Be Strengthened as an Antiterrorism Tool*, [GAO-03-123NI](#) (Washington, D.C.: Oct. 21, 2002).

¹⁰GAO, *Border Security: New Policies and Increased Interagency Coordination Needed to Improve Visa Process*, [GAO-03-1013T](#) (Washington, DC: July 15, 2003).

¹¹GAO, *State Department: Stronger Action Needed to Improve Oversight and Assess Risks of the Summer Work Travel and Trainee Categories of the Exchange Visitor Program*, [GAO-06-106](#) (Washington, D.C.: Oct. 14, 2005).

¹²GAO, *Border Security: Streamlined Visas Mantis Program Has Lowered Burden on Foreign Science Students and Scholars but Further Refinements Needed*, [GAO-05-198](#) (Washington, D.C.: Feb. 18, 2005).

foreigners who might be involved in violation or evasion of U.S. laws by exporting goods, software, technology, or sensitive information, aiming to prevent proliferation of weapons of mass destruction and conventional weapons. Between January 2004 and June 2006, almost 28 percent of all visa applications sent for Mantis security checks were for students or exchange participants. State has acknowledged that long wait times may discourage legitimate travel to the United States, potentially costing the country billions of dollars in economic benefits, including from foreign students,¹³ and adversely influencing foreign citizens' impressions and opinions of our nation.

Much progress has been made over the years with respect to the visa process. Since 2002, State and other agencies have implemented many of our recommendations aimed at strengthening the visa process as an antiterrorism tool while improving processes to facilitate legitimate travel. In particular, State has issued standard operating procedures, in consultation with Homeland Security, to inform consular officers on issues such as special security checks and student visa requirements. In 2006, we reported a significant decline in both Visas Mantis processing times and cases pending more than 60 days.¹⁴ Recent visa data show an increase in the number of student visas issued in the last few years.¹⁵ According to State Department data, the combined student visa issuance levels for fiscal year 2006 increased by about 20 percent from fiscal year 2002. See figure 4 for the issuance trends for individual student visa categories.

Broader efforts to facilitate travel to the United States for international students have also been implemented. State has expedited interviews for students. In addition, students are allowed to apply for visas further in advance of their school start dates. Furthermore, the length of time that some visa clearances are valid has been extended. In February 2007, State

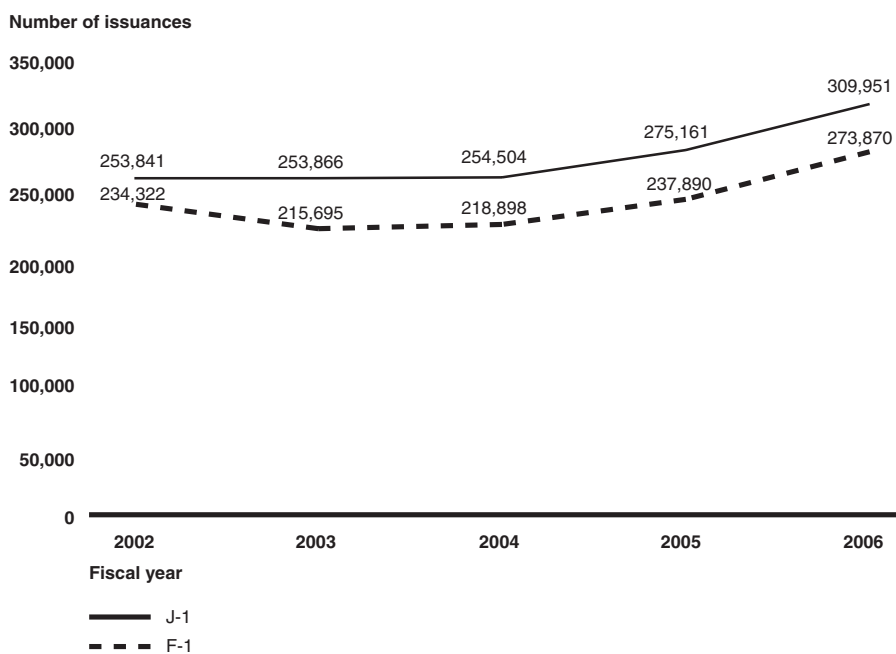
¹³In March 2007, the Deputy Secretary of State for Visa Services testified that, according to Department of Commerce figures, international students contribute \$13.5 billion each year to institutions they attend and the surrounding communities in which they live.

¹⁴GAO, *Border Security: Streamlined Visas Mantis Program Has Lowered Burden on Foreign Science Students and Scholars, but Further Refinements Needed*, [GAO-05-198](#) (Washington, D.C.: Feb. 18, 2005).

¹⁵For purposes of this testimony, unless otherwise noted, when we refer to student and exchange visitor visas we are referring to F-1 and J-1 visa categories only. The F-1 is for individuals seeking to study at accredited American higher education institutions and the J-1 is for participants in visitor exchange programs.

issued guidance to posts that applicants should receive an appointment for a student visa interview within 15 days or less.¹⁶ We are continuing to study aspect of these issues, including visa delays and Visas Mantis security checks, which we will be reporting on in the coming months.

Figure 4: Student Visa Issuance Trends, Fiscal Years 2002 to 2006



Source: GAO analysis of Department of State data.

Concluding Observations

The United States must maintain an appropriate balance between protecting national security interests and ensuring our long-term competitiveness. The United States has relied on undergraduate and graduate students from other countries to support both economic and foreign policy interests. Changes designed to protect national security in the wake of September 11 may have contributed to real and perceived barriers for international students, and the subsequent decline in international enrollments raises concerns about the long-term

¹⁶In July 2004, State issued a cable to posts that directed them to give priority scheduling to persons applying for F, J, and M visas. As explained in the cable, students and exchange visitors are often subject to deadlines, so State directed posts to have well-publicized and transparent procedures in place for obtaining priority appointments for them.

competitiveness of U.S. colleges and universities. Rising U.S. tuition costs and growing higher education options worldwide further demonstrate that the United States cannot take its position as the top destination for international students for granted. While federal efforts to reduce barriers for international students have helped, monitoring current trends and federal policies is essential to ensuring that the United States continues to obtain talented international students in the face of greater global competition.

Mr. Chairman, this concludes my prepared statement. I would be happy to respond to any questions you or other members of the subcommittees may have at this time.

GAO Contacts

For further information regarding this testimony, please contact me at (202) 512-7215. Individuals making key contributions to this testimony include Sherri Doughty, Carlo Salerno, Marissa Jones, John Brummet, Eugene Beye, Carmen Donohue, Eve Weisberg, Melissa Pickworth, and Susannah Compton.

This is a work of the U.S. government and is not subject to copyright protection in the United States. It may be reproduced and distributed in its entirety without further permission from GAO. However, because this work may contain copyrighted images or other material, permission from the copyright holder may be necessary if you wish to reproduce this material separately.

GAO's Mission

The Government Accountability Office, the audit, evaluation and investigative arm of Congress, exists to support Congress in meeting its constitutional responsibilities and to help improve the performance and accountability of the federal government for the American people. GAO examines the use of public funds; evaluates federal programs and policies; and provides analyses, recommendations, and other assistance to help Congress make informed oversight, policy, and funding decisions. GAO's commitment to good government is reflected in its core values of accountability, integrity, and reliability.

Obtaining Copies of GAO Reports and Testimony

The fastest and easiest way to obtain copies of GAO documents at no cost is through GAO's Web site (www.gao.gov). Each weekday, GAO posts newly released reports, testimony, and correspondence on its Web site. To have GAO e-mail you a list of newly posted products every afternoon, go to www.gao.gov and select "Subscribe to Updates."

Order by Mail or Phone

The first copy of each printed report is free. Additional copies are \$2 each. A check or money order should be made out to the Superintendent of Documents. GAO also accepts VISA and Mastercard. Orders for 100 or more copies mailed to a single address are discounted 25 percent. Orders should be sent to:

U.S. Government Accountability Office
441 G Street NW, Room LM
Washington, D.C. 20548

To order by Phone: Voice: (202) 512-6000
TDD: (202) 512-2537
Fax: (202) 512-6061

To Report Fraud, Waste, and Abuse in Federal Programs

Contact:

Web site: www.gao.gov/fraudnet/fraudnet.htm

E-mail: fraudnet@gao.gov

Automated answering system: (800) 424-5454 or (202) 512-7470

Congressional Relations

Gloria Jarmon, Managing Director, JarmonG@gao.gov (202) 512-4400
U.S. Government Accountability Office, 441 G Street NW, Room 7125
Washington, D.C. 20548

Public Affairs

Paul Anderson, Managing Director, AndersonP1@gao.gov (202) 512-4800
U.S. Government Accountability Office, 441 G Street NW, Room 7149
Washington, D.C. 20548