

**USER NOTE**  
**CONSOLIDATED FEDERAL FUNDS REPORT**  
**for Fiscal Year 2001**  
(Revised January 2004)

Department of Housing and Urban Development's program, "Lower Income Housing Assistance Program -- Section 8 Moderate Rehabilitation" (CFDA program 14.856) has been reclassified from CFFR's "Other Direct Payments" (DO) assistance type to the "Grants" (GG) assistance type. This change affects Tables 1, 3, 4, 10, 11, 13, and 15, and involves a significant shift of \$28.5 billion (nationally) from "Other Direct Payments" to "Grants."

The change is NOT represented in this PDF version of the publication, but is available via the Online Query System and downloads at <http://www.census.gov/govs/www/cffr.html>.

**CFFR Object Code Category**

- DR Direct Payments for Individuals (Retirement and Disability only)
- DO Direct Payments for Individuals (Other than Retirement and Disability)
- DX Direct Payments Other than for Individuals
- GG Grants (Block, Grants, Formula Grants, Project Grants and Cooperative Agreements)
- PC Procurement Contracts
- SW Salaries and Wages
- DL Direct Loans
- GL Guaranteed/Insured Loans
- II Insurance

# Consolidated Federal Funds Report for Fiscal Year: 2001

*State and County Areas*

Issued April 2002

CFFR/01



**U S C E N S U S B U R E A U**  
*Helping You Make Informed Decisions • 1902-2002*

U.S. Department of Commerce  
Economics and Statistics Administration  
U.S. CENSUS BUREAU



## ACKNOWLEDGMENTS

**Gerard T. Keffer**, Chief of the Federal Programs Branch, directed the preparation of this report, under the general supervision of **Mitchell L. Trager**, Assistant Division Chief for Evaluation and Information Systems. **Daniel Pflum** directed the collection and review of Federal Assistance Award Data System data, assisted by **Cathy Davis, Diane Glaspie, Sue Jones, Elizabeth Mangold**, and **Alice Wimbish**. **Michael Mashburn** coordinated the assembly and processing of the Federal agency data files used for this report. **Daniel Pflum** and **Edward Trevelyan** served as principal data analysts and liaisons with the Federal reporting agencies.

**Duane Cavanaugh** and **Jennifer Phan** provided computer processing support for the Federal Assistance Award Data System, and **Linda Huang** performed computer processing to generate the report data tables, under the supervision of **Kathleen Chamberlain**, Chief of the Information Systems Branch.

**Kim D. Ottenstein, Bernadette J Gayle, Crystal M. Pate**, and **Laurene V. Qualls** of the Administrative and Customer Services Division, **Walter C. Odom**, Chief, provided publications and printing management, graphics design and composition, and editorial review for print and electronic media. General direction and production management were provided by **Michael G. Garland**, Assistant Chief, and **Gary J. Lauffer**, Chief, Publications Services Branch.

Grateful acknowledgment is made of the cooperation of the Federal Government departments and agencies for providing information needed for this report.

For information regarding data in this report, contact Federal Programs Branch, Governments Division, U.S. Census Bureau, Washington, DC 20233.  
Telephone: 301-457-1565  
E-mail: gov.cffr@census.gov

# Consolidated Federal Funds Report for Fiscal Year: 2001

Issued April 2002

*State and County Areas*

CFFR/01



**U.S. Department of Commerce**  
**Donald L. Evans,**  
Secretary

**Samuel W. Bodman,**  
Deputy Secretary

**Economics and Statistics Administration**  
**Kathleen B. Cooper,**  
Under Secretary  
for Economic Affairs

**U.S. CENSUS BUREAU**  
**Charles Louis Kincannon,**  
Director

SUGGESTED CITATION

U.S. Census Bureau.  
*Consolidated Federal Funds Report  
for Fiscal Year 2001.*  
U.S. Government Printing Office,  
Washington, DC 20402.



**Economics  
and Statistics  
Administration**

**Kathleen B. Cooper,**  
Under Secretary  
for Economic Affairs



**U.S. CENSUS BUREAU**

**Charles Louis Kincannon,**  
Director

**William G. Barron, Jr.,**  
Deputy Director

**John H. Thompson,**  
Principal Associate Director  
for Programs

**Frederick T. Knickerbocker,**  
Associate Director  
for Economic Programs

**Thomas L. Mesenbourg,**  
Assistant Director  
for Economic Programs

**Gordon W. Green,**  
Chief, Governments Division

CONTENTS

|  |       |
|--|-------|
| Introduction . . . . .   | v     |
| Figures  |       |
| 1. Federal Government Expenditure, Per Capita Ranges by State: Fiscal Year 2001 . . . . .  | xviii |
| 2. Federal Government Expenditure, Amounts and Percentages by Major Object Category: Fiscal Year 2001 . . . . .  | xix   |
| 3. Federal Government Expenditure, Amounts and Percentages by Major Agency: Fiscal Year 2001 . . . . .   | xix   |
| 4. Federal Government Expenditure, Annual Amounts by Major Object Category: Fiscal Years 1983-2001 . . . . .   | xx    |
| 5. Federal Government Expenditure, Per Capita Amounts by State, by Major Object Category: Fiscal Year 2001 . . . . .   | xxi   |
| 6. Federal Government Expenditure, Annual Amounts by Major Agency: Fiscal Years 1983-2001 . . . . .  | xxii  |
| 7. Federal Government Expenditure, Per Capita Amounts by State, by Major Agency: Fiscal Year 2001 . . . . .  | xxiii |
| Tables   |       |
| 1. Summary of Federal Government Expenditure, by State and Outlying Area: Fiscal Year 2001 . . . . .   | 1     |
| 2. Federal Government Expenditure for Direct Payments for Individuals for Retirement and Disability, for Selected Programs, by State and Outlying Area: Fiscal Year 2001 . . . . . | 2     |
| 3. Federal Government Expenditure for Direct Payments Other Than for Retirement and Disability, for Selected Programs, by State and Outlying Area: Fiscal Year 2001 . . . . .      | 3     |
| 4. Federal Government Expenditure for Grants, by Agency, by State and Outlying Area: Fiscal Year 2001 . . . . .  | 4     |
| 5. Federal Government Expenditure for Procurement Contracts, by Agency, by State and Outlying Area: Fiscal Year 2001 . . . . .   | 8     |
| 6. Federal Government Expenditure for Salaries and Wages, by Agency, by State and Outlying Area: Fiscal Year 2001 . . . . .  | 12    |
| 7. Federal Government Direct Loan Programs—Volume of Assistance Provided, by State and Outlying Area: Fiscal Year 2001 . . . . .   | 18    |
| 8. Federal Government Guaranteed Loan Programs—Volume of Coverage Provided, by State and Outlying Area: Fiscal Year 2001 . . . . .   | 19    |
| 9. Federal Government Insurance Programs—Volume of Coverage Provided, by State and Outlying Area: Fiscal Year 2001 . . . . .   | 20    |
| 10. Per Capita Amounts of Federal Government Expenditure, by Major Object Category, by State and Outlying Area: Fiscal Year 2001 . . . . .   | 21    |
| 11. Percent Distribution of Federal Government Expenditure, by Major Object Category, by State and Outlying Area: Fiscal Year 2001 . . . . .                                       | 22    |
| 12. Federal Government Expenditure for Defense Department and All Other Agencies, by State and Outlying Area: Fiscal Year 2001 . . . . .   | 23    |
| 13. Historical Summary of Federal Government Expenditure, by State and Outlying Area: Fiscal Years 1992 to 2001 . . . . .  | 24    |
| 14. State Rankings for Per Capita Amounts of Federal Government Expenditure: Fiscal Year 2001 . . . . .  | 30    |
| 15. Federal Government Expenditure, by State and County Area: Fiscal Year 2001 . . . . .   | 31    |
| Appendixes   |       |
| A. County-Type Areas Without County Government . . . . .   | A-1   |
| B. Geographic Areas With More Than Four Congressional Districts . . . . .  | B-1   |
| C. County Locations of State Capital Cities . . . . .  | C-1   |
| D. Consolidated Federal Funds Report Data Sources . . . . .  | D-1   |
| E. State Coordinating Agencies, State Data Center Program, U.S. Census Bureau . . . . .  | E-1   |
| F. Use of County Area Allocations for Selected Federal Pass-Through Assistance Programs by State . . . . .   | F-1   |

# Introduction

---

The Consolidated Federal Funds Report is a presentation of Federal Government expenditures or obligations in state, county, and subcounty areas of the United States. The District of Columbia and U.S. Outlying Areas also are included. Various Federal Government agencies provide the data for this report from their existing reporting systems. These data have been consolidated and tabulated in a standard format for presentation in publications and electronic form. The publications are:

- *Consolidated Federal Funds Report for Fiscal Year 2001 (State and County Areas)*
- *Federal Aid to States for Fiscal Year 2001*

Data also are available on CD-ROM and on Internet. Information on publications and CD-ROMs appears in the section, "Availability of Data" at the end of this Introduction.

## REPORT COVERAGE

The Consolidated Federal Funds Report (CFFR) covers Federal Government expenditures or obligations for the object categories listed below. For fiscal year 2001, amounts reported totaled \$1.8 trillion for the direct expenditure or obligation categories, and \$823 billion for other federal assistance (loans and insurance programs):

- Retirement and disability (\$600 billion)
- Other direct payments (\$405 billion)
- Grants (\$339 billion)
- Procurement contracts (\$246 billion)
- Salaries and wages (\$188 billion)
- Direct loans (\$21 billion)
- Guaranteed or insured loans (\$176 billion)
- Insurance (\$627 billion)

Dollar amounts reported under these categories can represent either actual expenditures or obligations. Users should be aware of the differences in this coverage, which varies in accordance with the data, as described later under "Table Descriptions and Data Sources" and in Appendix D. As a general guide, the grants and procurement data in this report represent obligated funds, while direct payments, salaries and wages represent actual expenditures (outlays). Data on loan and insurance programs generally represent the contingent liability of the Federal Government.

Certain categories of Federal Government spending are intentionally excluded from this report. These include such items as interest on Federal Government debt, travel expenses when not provided under contract, and international payments and foreign aid. These are described under the heading "Amounts Excluded From CFFR Coverage."

The financial activity of all Federal Government agencies is covered, with exceptions for those agencies that do not submit data to any of the federal reporting systems that serve as sources of information for the CFFR. Agencies not covered are listed under the heading "Amounts Excluded From CFFR Coverage."

## SUMMARY OF METHODOLOGY

This is a consolidated report, developed by bringing together available statistics on Federal Government expenditures or obligations. The first phase of the CFFR program is to identify the available data sources. The following reporting systems and agencies are used as primary data sources:

- Department of Defense
- Federal Assistance Award Data System
- Federal Procurement Data System
- Office of Personnel Management
- U.S. Postal Service

In addition to these primary sources, several other federal agencies are requested to provide data, usually for selected programs (see section on "Table Descriptions and Data Sources" and Appendix D). Most of these are agencies that do not report under the requirements of the Federal Assistance Award Data System.

Finally, selected data are from the information on payments to state or local governments reported by federal agencies for the U.S. Census Bureau's Federal Aid to States survey. These data cover Federal Government grants that are not required to be reported in the Federal Assistance Award Data System (FAADS), such as the Federal Government annual payment to the District of Columbia.

All data submitted for the CFFR are assigned a program identification code, an agency identification code, and an object code. The program identification code format is patterned after the Catalog of Federal Domestic Assistance

---

(CFDA) program number. For all data for which CFDA codes are available, the CFDA number is used for the program identification code. For all other data submissions, a unique code (or pseudo code) is assigned. For data that come through the FAADS, the same program identifiers are used in both FAADS and CFFR. Although not presented in this CFFR publication, the program identification code is contained in the CFFR data file available on Internet and CD-ROM.

The agency identification code assigned to each data record is the four-character Federal Information Processing Standards (FIPS) code issued by the National Institute of Standards and Technology. The two leftmost characters form a component data element, called the Treasury Agency Symbol (TAS), which is identical to the two-digit numerical code used in the budgetary process to identify major federal agencies.

The object code assigned to each data record submitted for the CFFR consists of two alphabetic characters to designate the broad object category of federal expenditure to which each data record belongs. These are the categories (retirement and disability, other direct payments, grants, procurement, salaries and wages, direct loans, guaranteed loans, and insurance) listed previously under "Report Coverage," and described in more detail below under "Table Descriptions and Data Sources."

Both the program identification code and the object code are used throughout the CFFR processing. For example, during the data edit and review stages, dollar amounts are tallied by program or object category for comparison with other sources of information on federal outlays. In addition, the object code becomes the primary basis for the table presentation in the CFFR publications (all grants data are grouped together, and so forth).

The processing of all data submitted by federal agencies for the CFFR involves the five steps detailed below. Exceptions are detailed later under "Table Descriptions and Data Sources" and in Appendix D.

1. Verification of edit totals requires comparing dollar amounts and record counts actually submitted with totals provided on transmittal documentation from each federal agency. Since most submissions are via Internet or diskette, this process involves ensuring that the electronic files are in the prescribed format. Any discrepancies are brought to the attention of the submitting agency and corrections made as needed.
2. Verification of geographic coding is applied to those submissions received electronically. Since data from the different sources often are submitted on the basis of different geographic coding, a frequent additional step in CFFR processing is to convert all data records

to standard geographic designations. The details of geographic coding for the CFFR are described later in the section "Geographic Presentation and Coding."

3. For purposes of review, data from each agency are sorted by program identification code and geographic unit. This enables review tables to be produced showing data by state, county, or subcounty area for each federal program or object category. At this stage, a national total of federal program amounts in the CFFR is compared to totals for the same programs that appear in other data sources, such as the CFDA and the federal budget. Data also are reviewed by program or object category for unusual changes at the national, state, county, and subcounty levels. In this manner, patterns of Federal Government spending for any category, such as Department of Defense salaries and wages, are reviewed. This phase of processing is thus concerned with review and verification of dollar amounts by program, object category, and geography. Corrections are made as needed, based upon consultation with the federal agency submitting the original data.
4. Data records are combined so that only one record exists for each unique combination of geographic code, program identification code, agency code, and object code. Even though multiple grant awards may have been made under a single program to any given geographic area, they are all combined into a single record for the fiscal year. If ten Community Development Block Grants are awarded to New York City during fiscal year 2001, they are combined into a single record for Community Development Block Grants funding within New York City. Combining like data records in this manner is the final step in processing for each CFFR submission or data file.
5. All data files are then merged together to form a consolidated CFFR file. This enables the compilation of total federal expenditure or obligation by object category and geographic area. These data are reviewed and final corrections made to the CFFR data file.

This final data file contains records in geographic detail only. County, state, or United States total records are not part of the CFFR data file. Nor are summary totals by object category actually contained in the data file. All of these summary records are tallied during preparation of the tables in the CFFR. In this way, totals published in the CFFR represent summations of the more detailed data contained in the CFFR data file.

Table preparation also entails processing the CFFR data file in conjunction with the CFFR geographic reference file. The data file contains all information associated with the federal program or object category of spending being reported. The geographic reference file contains all pertinent information concerning the government unit for



---

which data are published. This information includes the state, county, and municipal/township name, the 2001 population, the congressional districts, and all associated geographic coding.

### **RELATIONSHIP TO FEDERAL ASSISTANCE AWARD DATA SYSTEM (FAADS)**

The Federal Assistance Award Data System (FAADS) is a quarterly report of financial assistance awards made by each federal agency. Coverage includes most (but not all) grants, direct payments to individuals and others, insurance, and loans. Data submitted by federal agencies for the FAADS serve as the source for most of the statistics in this publication. The FAADS does not provide information on either salaries and wages or procurement contracts. All CFFR data not obtained through the FAADS are otherwise obtained from federal agencies.

The Office of Management and Budget selected the Census Bureau as executive agent, responsible for operating the FAADS. Data on financial assistance awards are submitted quarterly by Federal Government agencies. The Census Bureau collects these data and combines them to form a single quarterly database on Federal Government financial assistance awards. Each quarterly database is distributed to the Congress and to state governments. In addition to grant awards, the FAADS program covers direct payments to individuals (such as retirement benefits), direct payments for specified use (such as food stamp awards), cooperative agreements, guaranteed loans, direct loans, and insurance programs of the Federal Government. All financial assistance awards in the FAADS are identified by a Catalog of Federal Domestic Assistance (CFDA) program number (or a pseudo code, if a CFDA number is unavailable).

For grants, the FAADS data represent the federal obligation incurred at the time the grant is awarded. The amounts reported do not represent actual expenditures, since obligations in one time period may not result in outlays during the same time period. Moreover, initial amounts obligated may be adjusted at a later date, either through enhancements or deobligations. These deobligations may appear in the CFFR data as negative amounts. Users should be aware of what these amounts represent and use care in interpreting such data.

For fiscal year 2001, CFFR derived data from the FAADS by summing the four quarterly reports that covered financial assistance awarded between October 1, 2000, and September 30, 2001. All program awards in FAADS are reported by state, county, and usually, city of recipient. Submitting agencies use either FIPS codes for states, counties, and places, or General Services Administration location codes.

### **RELATIONSHIP TO FEDERAL AID TO STATES (FAS)**

The publication, *Federal Aid to States for Fiscal Year 2001* (FAS), presents state-by-state distributions of Federal Government expenditures for grants to state and local governments only. In the CFFR, federal grants generally represent obligations (not expenditures or outlays), and include grants to nongovernmental recipients, in addition to payments to state and local governments. Grants are presented in Table 4 of this report.

The Federal Aid to States report generally covers actual federal grant outlays to state and local governments, by agency and program. Data reported in the FAS are submitted to the Census Bureau in accordance with OMB Circular A-11 and the Census Bureau's annual Federal Aid to States reporting guidelines. Such data were previously collected and published annually by the Division of Government Accounts and Reports, Fiscal Service, Bureau of Government Financial Operations, Department of the Treasury. Prior to 1983, these data were published in the annual Department of the Treasury report *Federal Aid to States*.

During the years 1981-97, Table 2 of the Census Bureau's publication, *Federal Expenditures by State*, provided statistics equivalent to those found in the Treasury Department's FAS series (ending in 1982) and in the Census Bureau's FAS series (beginning in 1998). In addition, the other tables of the FES series (discontinued after 1997) published statistics on salaries and wages, direct payments for individuals, procurement, and other programs. These other statistics are now being published as part of the Consolidated Federal Funds Report series.

The data on grants to state and local governments in FAS are reconciled with amounts in the federal budget. The definitions applied in the Budget for grants to governments serves as the basis for reporting in the FAS publication. Users should consult the introductory text in the FAS publication for a detailed explanation of the grants data that appear in that report.

There are several differences between the FAS report and the CFFR report:

1. The FAS report generally covers federal grant outlays or expenditures, whereas grants data in the CFFR generally cover obligations, which may or may not result in actual expenditures. Obligations that do not result in expenditures may become deobligated. Deobligations are shown as negative amounts in the data.
2. The FAS report covers only grants to state and local governments, whereas the grants data in the CFFR include all grants, regardless of whether the recipient is a government entity. The CFFR provides data on several other categories of federal funds, while the FAS provides information only on grants.

3. The level of geographic detail for which data are shown is different. The FAS report distributes data only on a state-by-state basis, while the CFFR report contains state and county area information. (The CFFR database also contains data at the subcounty, place level.)
4. Data on Department of Housing and Urban Development housing assistance (Section 8) payments also is different. In FAS, these payments are classified as grants where the landlord is a public agency. In the CFFR, all Section 8 payments are classified as direct payments. This is because data used for the CFFR require subcounty geographic detail, whereas data distinguishing between public and nonpublic landlords are available only at the state level of detail.
5. The data on Federal Emergency Management Agency payments under the Disaster Assistance Program also vary. In the CFFR, these payments are classified as grants, while in the FAS report, individual assistance payments under this program are excluded from the grants data. The grants versus direct payments data are not available at the substate level.

## TABLE DESCRIPTIONS AND DATA SOURCES

Appendix D lists the data sources used for the CFFR, arranged by major category of Federal Government expenditure or obligation. The Table descriptions that follow include explanations of the coverage, conceptual basis for reporting (expenditures versus obligations), geographic basis for reporting, and other information important for interpreting the data in the CFFR. The use of the term FIPS geographic codes in the following text refers to the Federal Information Processing Standards codes maintained by the National Institute of Standards and Technology, Department of Commerce.

### Table 1: Total Expenditure

All amounts in Table 1 are aggregates from data included in Tables 2-6. Data are rounded to millions of dollars. Total expenditure does not include data on contingent liabilities (loans and insurance), which are separately listed in Tables 7-9.

### Table 2: Retirement and Disability

In the CFFR, data covering Federal Government direct payments are separated into two object categories: direct payments for retirement and disability benefits (Table 2), and all other direct payments (Table 3). Retirement and disability programs include federal employee retirement and disability benefits, Social Security payments of all types, selected Veterans Administration programs, and selected other federal programs (see Appendix D).

Both the FAADS and the Catalog of Federal Domestic Assistance (CFDA) categorize direct payments in a different manner from the CFFR. Both the FAADS and the CFDA subdivide direct payments into the two subcategories, "Direct Payments for a Specified Use" and "Direct Payments with Unrestricted Use." Neither subdivision is recognized in the CFFR. The CFFR instead subdivides direct payments into three object types: Object code DR for "Retirement and Disability Payments to Individuals," object code DO for "Other Direct Payments for Individuals," and object code DX for "Direct Payments Other than for Individuals." Only object code DR is presented in Table 2. Object codes DO and DX are presented in Table 3.

The CFDA defines "Direct Payments for a Specified Use" as "Financial assistance provided directly to individuals, private firms, and other private institutions to encourage or subsidize a particular activity by conditioning the receipt of assistance on a particular performance by the recipient. This does not include solicited contracts for the procurement of goods and services for the Federal Government." The FAADS similarly defines "Direct Payments for a Specified Use" as "a subsidy or other nonreimbursable direct financial aid."

The CFDA defines "Direct Payments With Unrestricted Use" as "Financial assistance provided directly to beneficiaries who satisfy eligibility requirements with no restrictions imposed on the recipient as to how the money is spent. Included are payments under retirement, pension, and compensation programs." The FAADS defines "Direct Payments With Unrestricted Use" with such examples as "retirement, pension, veterans benefits, etc."

Except as indicated below, data in Table 2, Retirement and Disability, are compiled from amounts reported by the Federal Agencies for the Federal Assistance Award Data System (FAADS). Reported amounts represent obligations of federal funds during the fiscal year. Direct payments for individuals are shown by state and county area only, in accordance with the reporting requirements of the FAADS. The following retirement and disability direct payment programs are not available from the FAADS and are obtained from other data sources.

1. Military retirement benefits data are supplied by the Department of Defense, along with that agency's data on military payroll. Amounts represent actual expenditures during the fiscal year. Coverage includes recurrent benefit payments, as well as permanent and temporary disability payments. Data are provided by state and county area of recipient.
2. Included in the amounts shown for civilian retirement benefits are benefits for retired uniformed U.S. Coast Guard personnel, for which data were obtained from that agency. Coverage includes taxable benefits financed by employer or general fund contributions. Amounts are reported by home residence address of

the beneficiary and are available only at the state level. Retired civilian employees of the Coast Guard are excluded from these data, but included in data from the Office of Personnel Management.

3. Federal civilian employee retirement and disability payments are from the Compensation Group, Office of Personnel Management (OPM). Amounts include expenditures for all periodic annuity, survivor annuity, lump sum death claims, and withdrawals. Administrative expenses and funds transferred to other retirement systems are excluded.

Retirement benefits for federal civilian employees also include data for former Postal Service employees.

Note that the amounts reported by OPM include payments from employee contributions. No data covering the payments associated only with employer contributions, earnings on investments, or other nonemployee financed amounts could be obtained.

The OPM data represent an estimated geographic distribution of actual fiscal year 2001 disbursements. The methodology used by OPM is based on proportionate calendar year-to-date annuity disbursements through September 30, 2001. The calendar year-to-date data are accumulated by ZIP code, and proportionate shares are then applied against the actual total of fiscal year 2001 disbursements. ZIP codes reflect recipient location except for payments made via electronic funds transfer, which reflect correspondence ZIP code.

Like other data submitted on the basis of ZIP codes, these data are converted to state and county areas using standard methodology.

4. Pension plan termination insurance payments reflect benefits paid by the Pension Benefit Guaranty Corporation (PBGC) under the Pension Plan Termination Insurance Program (CFDA program 86.001). Data include only those payments made directly by the PBGC. Amounts paid by interim custodians such as banks or other financial institutions are not reported. The data submitted by the PBGC are geographically distributed by postal ZIP code and converted to county level data for the CFFR.
5. Payments to retirees and other beneficiaries from the Public Health Service, Commissioned Corps, are reported by that federal agency. Amounts are reported by mailing address (ZIP code) of the beneficiary and converted to county level data by the Census Bureau.
6. Data for benefit payments to retirees from the National Oceanic and Atmospheric Administration (NOAA) Commissioned Corps are from the U.S. Coast Guard, Pay and Personnel Center. Amounts are reported by home residence address of the beneficiary and are available only at the state level.

7. The State Department Foreign Service Officers retirement system provided data on fiscal year 2001 benefit payments. These are reported geographically by ZIP code and converted to county level data by the Census Bureau.

8. The Tennessee Valley Authority reported benefit payments to retirees by state, county area, and ZIP code. Amounts are assigned according to the ZIP code of the financial institution receiving the benefit payment.

Data on Social Security and Supplemental Security Income (SSI) payments come from reports submitted by the Social Security Administration for the FAADS. All amounts reflect obligations during the fiscal year, with the state-by-state distribution estimated. All amounts are reported by recipient location. Excluded from the amounts reported are payments to recipients in foreign countries. The amounts shown under the SSI program exclude any state government shares administered by the Federal Government.

### **Table 3: Other Direct Payments**

Programs classified as other direct payments in Table 3 include two CFFR object categories. The first object category (code "DO") is direct payments for individuals, other than for retirement and disability. The second object category (code "DX") is direct payments, other than for individuals. The first object category contains far more expenditure than the second object category. For convenience of presentation, these two object categories are combined in the CFFR publication, but are available separately in the CFFR database. (See text under the "Table 2" heading above for further information about the subdivisions of the "Direct Payments" category.)

Amounts shown in Table 3, Other Direct Payments, come from the FAADS, except for those programs listed below or in Appendix D. These amounts generally represent obligations incurred during the fiscal year. The four quarterly FAADS databases are consolidated to obtain fiscal year totals. Direct payments for individuals are reported by state and county area only.

In Tables 3 and 15 (and data file available on Internet and CD-ROM) all Department of Housing and Urban Development housing assistance is classified in the direct payments to individuals category. The total obligations are allocated by state and county. Amounts reported for the Housing Assistance Payments (the Section 8 program) under this object category reflect the entire amount of obligations for the year. That is, all Section 8 (and voucher) payments are classified as direct payments for individuals, regardless of whether they are paid to public or private landlords. By contrast, the Federal Aid to States publication classifies these payments as grants, if the landlord is a public agency.

Excess earned income tax credits represent Federal Government payments during calendar year 2001 for tax year 2000. Information is from the Department of the Treasury, Internal Revenue Service, Statistics of Income Division. Amounts reflect only the excess earned income tax credits actually refunded. Aggregate figures by state are reported. No substate detail is available.

Crop Insurance data on the amount of indemnity payments (claims) and premium subsidies are provided by the Agriculture Department. Coverage includes the claims paid directly by the Federal Government to farmers, and premium subsidies to private insurers. Federal indemnity payments to private insurance carriers are not reported. Amounts reflect the resident county of the claimant for direct payment, or location of county of the private carrier for premium subsidies. Data reflect actual expenditures during fiscal year 2001.

The Federal Emergency Management Agency provides county level data for payments under the National Flood Insurance program. Amounts represent claims and adjustor expenses.

Legal Services Corporation expenditures data are from that agency. The Legal Services Corporation payments represent annualized grants and contracts, by state, made by this agency from the subsidy it receives from the Federal Government.

U.S. Postal Service expenditures for current operations, other than procurement and salaries and wages, are provided by the Postal Service as part of that agency's total submission for CFFR. Data are provided by state and county area, with the distribution based on the methodology described later for Postal Service salaries and wages.

Data for the Federal Government (employer) share of premiums on federal employee life and health insurance are from the Office of Personnel Management, Compensation Group. All expenditures for life and health insurance premiums are assigned to the "state undistributed" level of geography. For both the life and health insurance programs, the amounts reported represent only the employer (Federal Government) share of the premiums.

The Education Department reports fiscal year 2001 payments under the Federal Family Education Loan program. Amounts under the other direct payments for individuals category include interest subsidies. Amounts under the direct payments, other than for individuals, category include default payments, advances, and administrative cost allowances for guarantee agencies.

Food Stamp program data are supplied by the Department of Agriculture for the FAADS. Amounts reflect the actual value of benefits awarded, by state, during the fiscal year. Figures may differ slightly from amounts representing the value of benefits redeemed or processed through the Federal Reserve System.

Federal Employee Workers Compensation payments are from reports submitted by the Department of Labor, Employment Standards Administration, Office of Workers' Compensation Programs, for the FAADS. Amounts for fiscal year 2001 reflect actual payments, with the state-and-county distribution based on the ZIP code of the recipient's place of residence.

Statistics on federal expenditures for unemployment compensation are compiled from information obtained from the Department of Labor. Amounts reported include all benefit payments made from the Unemployment Compensation Trust Fund, regardless of the source of funding for the payments. Thus, amounts reported include regular and extended benefits to unemployed workers, and benefits to ex-civilian and ex-military federal employees. Prior to 1989, only benefit payments financed by the Federal Government were included in this publication.

The Office of Justice Programs provides data for payments under the Public Safety Officers' Benefit Program (CFDA 16.571) of the Department of Justice.

Medicare data are reported by the Department of Health and Human Services for the FAADS. All amounts reflect obligations during the fiscal year, with the state-by-state distribution estimated. All amounts are reported by recipient location. Excluded from the amounts reported are payments to recipients in foreign countries.

#### **Table 4: Grants**

The grants category in the CFFR combines two grants categories listed in the CFDA and four grants categories found in the FAADS. The CFDA distinguishes two categories of grant: Formula Grants and Project Grants. The FAADS subdivides Formula Grants into two further categories: Block Grant and Formula Grant. The FAADS also subdivides Project Grants into two further categories: Project Grant and Cooperative Agreement.

The CFDA defines "Formula Grants" as "Allocations of money to States or their subdivisions in accordance with a distribution formula prescribed by law or administrative regulation, for activities of a continuing nature not confined to a specific program." The CFDA defines "Project Grants" as "The funding, for fixed or known periods, of specific projects or the delivery of specific services or products without liability for damages for failure to perform. Project grants include fellowships, scholarships, research grants, training grants, traineeships, experimental and demonstration grants, evaluation grants, planning grants, technical assistance grants, survey grants, construction grants, and unsolicited contractual agreements." No further definitions are provided in the FAADS or FAS.

The principal source of the grants data in the CFFR is the information submitted quarterly for the Federal Assistance Award Data System (FAADS). For grants, the FAADS data

represent the federal obligation incurred at the time the grant is awarded. The grants data from FAADS that are carried forward to the CFFR total about 98 percent of all grants reported. (See section above, "Relationship to Federal Assistance Award Data System (FAADS)" for further information about FAADS.)

The remaining grants data for the CFFR are from data submitted to the Census Bureau pursuant to the annual Federal Aid to States (FAS) survey, and OMB Circular A-11. These submissions are required annually of all Federal Government agencies that make payments to state or local governments. Selected grant programs data are obtained from the Federal Aid to States (FAS) data base to ensure comprehensive coverage in the CFFR. FAS data are available only at the state area level of reporting. (See section above, "Relationship to Federal Aid to States (FAS)" for further information about FAS.)

### **Table 5: Procurement**

Statistics in Table 5, covering Federal Government procurement contracts, are provided by the U.S. Postal Service (USPS) for Postal Service procurement and by the Federal Procurement Data Center (FPDC) within the General Services Administration for procurement actions of all other federal agencies, including the Defense Department.

Amounts provided by the USPS represent actual outlays for contractual commitments, while amounts provided by the FPDC represent the value of obligations for contract actions, and do not reflect actual Federal Government expenditures. In general, only current year contract actions are reported for data provided by the FPDC; however, multiple-year obligations may be reflected for contract actions of less than 3 years duration.

The FPDC collects procurement statistics on a quarterly basis from most Federal Government departments and agencies, and provides these data according to the place of performance rather than the location of the prime contractor. Excluded from the procurement totals reported are the amounts for the judicial and legislative branches of government and most intergovernmental transfers of funds. Also excluded from the totals are amounts for procurement in foreign countries. Also, certain Department of Defense contracts are classified with respect to location of performance.

Most contract actions provided by the FPDC with values under \$25,000 are not distributed by state and outlying area. Also, certain Department of Defense contracts are classified with respect to location of performance. Such amounts are reported as "U.S. undistributed."

Procurement data awarded by the USPS include all outlays made under formal contractual agreements. The FPDC data include contractual actions for construction, purchases of equipment, and other purchases of tangible

items by the Federal Government. Also included with the FPDC data are contractual actions for services often not generally associated with procurement, such as the purchase of utilities, building leases, and other services entered into via contractual agreement.

Procurement data provided by the FPDC are distributed according to place of performance, as designated by FIPS state/county/place geographic coding. These geographic codes are matched against the government unit codes comprising the geographic basis for the CFFR, and assigned to any units where a match is found. Unmatched data records are distributed to "balance of county" represented by the state/county portion of the FIPS geographic code. (For those FPDC data records submitted only with a state/place code, a county code is first assigned via a geographic conversion file.)

### **Table 6: Salaries and Wages**

Amounts reported for Federal Government salaries and wages are from four sources: the Department of Defense, the Office of Personnel Management, the Postal Service, and the U.S. Coast Guard (within Department of Transportation). All amounts represent outlays during the Federal Government's fiscal year.

The Defense Department provides information on military payrolls, with separate amounts for active military and inactive military (Reserve and National Guard). These data are from the Directorate for Information, Operations and Reports of the Washington Headquarters Services, Department of Defense. (Note that salaries and wages data covering civilian employees of the Defense Department are from the Office of Personnel Management, as described below.) The submission from the Defense Department is an electronic file containing data records that are distributed using FIPS geographic codes for states and counties.

Amounts reported represent estimates of fiscal year outlays by state and county, and include gross compensation. This covers salaries and wages, housing allowances, and in general all other personnel compensation, except retired military pay, which is reported in Table 2 under the separate category, retirement and disability direct payments for individuals. Other features of the Department of Defense salaries and wages include:

1. Amounts for military personnel stationed overseas are excluded from totals.
2. Salaries and wages for inactive personnel refer to military Reserve and National Guard payroll.
3. Amounts reported reflect the place of employment (duty station) rather than home residence.

Salaries and wages data for U.S. Postal Service employees are provided by the U.S. Postal Service. Amounts represent actual outlays during the fiscal year, but with the national

total distributed among the states and counties on an estimated basis. Estimates are derived by calculating the “per employee” payroll cost and applying this cost to each postal facility based upon the number of employees. The Postal Service data are geographically distributed based upon place of employment (postal facility), rather than place of residence. Data records are submitted in an electronic file and contain FIPS state and county area codes.

Statistics on salaries and wages for uniformed employees of the U.S. Coast Guard are reported by the U.S. Coast Guard, within the Department of Transportation. Data are reported by ZIP code, for the place of employment. Amounts are then aggregated by county area.

Salaries and wages for all other federal employees are from the Office of Personnel Management. Coverage includes all other federal civilian employees (excluding the Central Intelligence Agency, Defense Intelligence Agency, and the National Security Agency) employed in the United States and the outlying areas. Data are reported separately for each major federal agency. The data include:

- Basic annual salaries
- Premium pay (overtime, night differential, cost of living allowances, station allowances, holiday pay, and any retroactive pay, but excludes lump sum pay for annual leave)
- Lump sum payments (for annual leave)

OPM national totals represent actual expenditures or outlays during the fiscal year. The geographic distribution of these amounts by state (or outlying area) and county are estimated, based upon place of employment. The following assumptions apply for the OPM estimation procedures:

1. The basis for the geographic distribution is place of employment, using data on salary and employment distributions from the Office of Personnel Management’s (OPM) Central Personnel Data File (CPDF) as of March 31, 2001. Data are geographically prorated to total fiscal year payroll and payment data from the SF 113-A, “Monthly Report of Federal Civilian Employment.”
2. Estimated payroll data are produced at the state, county, and outlying area levels only.
3. Payroll data are allocated to states, counties, and outlying areas based partly on estimates. The estimates assume that premium pay and lump sum payments as well as part-time and intermittent pay are proportional to the salaries of full-time federal civilian employees (both defense and nondefense) in the counties and outlying areas.
4. Judicial pay is estimated using the above assumption with the exception of the Supreme Court whose SF 113-A pay is added to the District of Columbia’s non-defense payroll.

The methodology used to estimate the geographic distribution of salaries and wages data involves the following steps:

1. Actual expenditures for salaries and wages are obtained from the SF 113-A. Salary and wage data on the SF 113-A are total expenditures (including basic, premium, and lump sum payments) for all federal civilian employees. These data are not reported by state and county on the SF 113-A.
2. From OPM’s CPDF and agency survey data, (Tennessee Valley Authority) aggregate basic salaries for full-time employees only are computed for each county, each outlying area, total U.S., and total outlying areas. Based on these aggregate basic salaries, percentages are computed for both Department of Defense and all other agencies. These percentages determine each county’s and outlying area’s proportion of the total (U.S. and outlying areas) full-time salaries.
3. The percentages referenced above are applied to SF 113-A agency payroll data for the U.S. and outlying areas to estimate actual expenditures in counties and outlying areas. State and outlying area totals are obtained by aggregating estimated actual expenditures in counties and outlying areas, respectively.

### **Tables 7-9. Direct Loans, Guaranteed Loans, and Insurance**

The CFDA defines “Direct Loans” as “Financial assistance provided through the lending of federal monies for a specific period of time, with a reasonable expectation of repayment. Such loans may or may not require the payment of interest.” The CFDA defines “Guaranteed/Insured Loans” as “Programs in which the Federal Government makes an arrangement to indemnify a lender against part or all of any defaults by those responsible for the repayment of loans.” The CFDA defines “Insurance” as “Financial assistance provided to assure reimbursement for losses sustained under specified conditions. Coverage may be provided directly by the Federal Government or through private carriers and may or may not involve the payment of premiums.” The FAADS and CFFR use the same categories, and provide no separate definitions.

All data on loans and insurance programs of the Federal Government, with the exception of data on flood insurance and student loan programs, come from the Federal Assistance Award Data System (FAADS). Guaranteed loans, direct loans, and insurance are reported in the FAADS by state and county area, or by state, county, and place. Data on the Federal Direct Student Loan (CFDA number 84.268) and Federal Family Education Loan programs (CFDA number 84.032) are not reported for the Federal Assistance Award Data System, and are obtained separately from the Department of Education. National Flood Insurance data

(CFDA number 83.100), reflecting insurance in force on September 30, 2001, are from the Federal Emergency Management Agency.

Loan and insurance program amounts in Tables 7-9 reflect the volume of loan or insurance activities. These amounts represent either direct loans made to certain categories of borrowers, or the Federal Government contingent liability for loans guaranteed and direct insurance against loss.

Loans and insurance data do not represent actual expenditures associated with the loan or insurance programs. Any actual outlays under these programs, such as insurance claims paid by the Federal Government, appear in the direct payments categories in the CFFR. Federal Government contingent liability can vary by program, and caution should be used in comparing one federal loan or insurance program to another, or in interpreting the data presented to reflect actual federal outlays over time. The following also should be noted:

1. Amounts guaranteed or insured do not necessarily represent future outlays.
2. All amounts reflect the dollar value of loans or insurance coverage provided during the fiscal year, and not the cumulative totals of such activity over the life of the program.
3. Direct loans are not reported on a net basis, as in the federal budget, but rather are shown in terms of total amounts loaned.
4. Programs otherwise similar can vary in the share of the total liability that the Federal Government guarantees or insures. Certain veterans guaranteed loan programs are guaranteed only up to a stated maximum dollar value, for example. In these cases, the Federal Government contingent liability is less than the total value of the loan or insured policy agreement.

#### **Tables 10-11: Miscellaneous Calculations**

Per capita federal expenditure amounts in Table 10 are computed using resident population as of April 1, 2000.

Percentage distributions of federal expenditures in Table 11 are computed based on U.S. totals in the same category.

#### **Table 12: Defense Department and All Other Agencies**

The Defense Department and other agency expenditure amounts in Table 12 are computed from data in Tables 2 through 6. Figures for all Department of Defense agencies are tallied to arrive at a total for Department of Defense expenditures. This total is then netted from the grand total of Federal Government expenditures, and the residual categorized as nondefense expenditures. This procedure is followed for each state and outlying area.

The defense/nondefense totals are then used to compute per capita and percent distribution amounts, using the procedure described above for Tables 10 and 11.

Data in the column on Energy Department defense related activities are from the Department of Energy, Office of the Assistant Secretary for Defense programs. These data represent defense related atomic energy activities, and are presented on an exhibit basis only. Since the data are for the Department of Energy, they are included in the columns for "All other federal agencies," rather than Department of Defense.

#### **Table 13: Historical Summary**

Consolidated Federal Funds Report has been published annually since fiscal year 1983. The data in Table 13 represent summary totals, by state and object category, of covered federal expenditures from fiscal years 1992 to 2001. Amounts shown include revisions to originally published figures, where applicable. These revisions are made where errors existed in the original data, or where federal programs have been reclassified to another object category of expenditure.

#### **Table 14: State Rankings**

Per-capita rankings in Table 14 are derived from per-capita figures shown in Table 10. The District of Columbia and the outlying areas are excluded from the rankings.

#### **Table 15: County Areas**

The summary federal expenditure data in Table 15 are by state and county area. State areas include the 50 states, the District of Columbia, and the Outlying Areas of American Samoa, Federated States of Micronesia, Guam, Republic of the Marshall Islands, Commonwealth of the Northern Mariana Islands, Republic of Palau, Commonwealth of Puerto Rico, and the U.S. Virgin Islands. County areas include both counties and county equivalent areas. Examples of county equivalent areas include county areas with no county government and municipal governments that are independent of any organized county. Coverage includes all object (or use) categories of Federal Government expenditure.

The basis for the geographic distribution in the CFFR varies according to the object category and the data source. These sources are detailed above in the table descriptions and in Appendix D. The following general guidelines apply:

- Grants-location of initial recipient
- Salaries and wages-place of employment
- Procurement-place of performance
- All other object categories-recipient location

For grants, users should note that some dollar amounts appear at the state capital county areas. This reflects the coding of grants to the state governments, even when such grants represent payments that are subsequently passed through to local jurisdictions, or represent programs that are spread out over all areas of the state in terms of financial impact. Appendix C lists the state capital cities and their respective county areas. Most large-volume grant programs involve a direct federal-to-state transfer of aid, which the state governments subsequently redistribute. Data for several of these grant programs are treated differently in the CFFR as described in the section below, "Estimates for Substate Grant Distribution." As indicated in that section, CFFR data for several grant programs are distributed by county of final recipient, rather than initial recipient, as reported in the FAADS.

Included in the geographic listings are the terms "U.S. undistributed" and "state undistributed." These are used for data that were reported without specific geographic designations for the state or county. Examples of such data include procurement actions of less than \$25,000, which are reported as one data record and assigned to "U.S. undistributed."

The congressional districts shown in the CFFR reflect the districts of the 107th Congress. For those states that have only one at-large representative, the congressional district is shown as "00."

As indicated previously and explained in detail under "Table Descriptions and Data Sources," dollar amounts reported can reflect expenditures or obligations. In some cases, dollar amounts shown will be negative. Such amounts reflect deobligations of financial assistance that had been previously awarded, and generally appear in the grant object category.

**GEOGRAPHIC PRESENTATION AND CODING**

**Background**

The Consolidated Federal Funds Report program calls for reporting by state (and outlying area), county (or county equivalent), municipality, and congressional district. At the subcounty level, the term municipality indicates any subcounty unit of general local government. For this reason, the geographic basis for presentation in the Consolidated Federal Funds Report is the government classification system developed by the Census Bureau in its Census of Governments program.

This report presents data by state and county area. The District of Columbia and the Outlying Areas of American Samoa, Federated States of Micronesia, Guam, Republic of the Marshall Islands, Commonwealth of the Northern Mariana Islands, Republic of Palau, Commonwealth of Puerto Rico, and the U.S. Virgin Islands are included. In addition

to county areas, municipal governments that are independent of any organized county are included here as county equivalent areas. Appendix A contains a listing of these municipalities.

**Government Units**

According to the 1997 Census of Governments, there were 87,504 government units in the United States (excluding outlying areas and Indian tribes). In addition to the Federal Government and 50 state governments, there were 87,453 local governments, distributed as follows:

|                        |        |
|------------------------|--------|
| County .....           | 3,043  |
| Municipal.....         | 19,372 |
| Township.....          | 16,629 |
| School district.....   | 13,726 |
| Special district ..... | 34,683 |

Exact definitions of government units are available in Volume 1, Number 1 of the 1997 Census of Governments, Government Organization. That publication describes the structure and organization of state and local governments throughout the Nation. The general local governments that define the universe for this publication are those in existence (active and incorporated) as of June 1997. This count includes all known governments in the 50 states and the District of Columbia, but excludes outlying areas and Indian tribes. All such governments are covered in the Governments Integrated Directory, the Census Bureau's file of all active government units in the nation.

The Consolidated Federal Funds Report contains data by state, county, and subcounty area, making use of government units to represent geographic areas. For states and outlying areas, government jurisdictions have fixed, stable boundaries that correspond to well-defined geographic areas. For county and subcounty government units, however, there can be significant differences between the concept of government unit and a specified geographic area.

Where county governments exist, they correspond to generally accepted county geographic boundaries. However, many areas of the United States lack county government. Organized county governments are not found in Connecticut and Rhode Island, as well as in some outlying areas, and the District of Columbia. Numerous cities, such as Baltimore, MD (which is not located within a county government area), and San Francisco, CA (which is a consolidated city/county government), also exist independent of any county government.

County-equivalent areas are included in the Consolidated Federal Funds Report as if they were legitimate counties to ensure consistency in the geographic presentation of the data. A complete listing of these areas can be found in Appendix A.

It is important to note that the CFFR covers Federal Government payments to all types of recipients—both government and other—located in the geographic areas over



which these governments have jurisdiction. For example, the federal payments to the New York City area could represent monies allocated to the city government, a private company located in the city, or a private citizen residing in the city. No attempt is made in the CFFR to provide information on the recipients (individually or by type) of federal money. For most programs, information on recipients and recipient types (and other details) can be found in the FAADS.

All funds received within a given municipality are assigned to only one county, even when the municipality exists in more than one county. In most cases, the effect of this assignment on the statistical presentation of the data is negligible. However, users should be aware of this treatment, particularly if using data for one of these multi-county jurisdictions. The municipalities of over 50,000 population, which exist in more than one county area, and their respective counties, are shown in Appendix D.

The government structure of New York City deserves special mention. Classified for census purposes as a municipality, the city actually comprises five county equivalent (borough) areas (Bronx, Kings, New York, Queens, and Richmond). None of these are presented separately in this report. New York City is presented as a single county-equivalent area.

### **Congressional District Reporting**

The congressional district or districts for each county area are displayed in Table 15 and the CFFR databases. For those places that have multiple districts, all such districts are displayed. The congressional districts shown in this publication represent the boundaries of the 107th Congress, in session as of January 2001.

In those places with more than one congressional district, dollar amounts are not reported separately for each district. The federal financial data in the reporting systems (data sources) used for the CFFR do not contain such detail, with the exception of selected data records of the Federal Assistance Award Data System.

Several other aspects of the congressional district coding should be noted:

- For states with an at-large representative, the code “00” is reported.
- For Outlying Areas with a nonvoting representative to Congress, the congressional district is reported as “98.”
- Outlying Areas with no representatives have “99” for a congressional district code.
- To derive totals of all funds to any particular congressional district, amounts for all government units in that district would have to be aggregated.

- For counties and places that exist in more than one district, all congressional districts are reported.

The geographic reference file used in the CFFR is available along with the CFFR data file, on CD-ROM. (To order or obtain, see section below on Availability of Data.)

### **ESTIMATES FOR SUBSTATE GRANT DISTRIBUTIONS**

Many federal grant programs involve a direct payment to state governments, which are then responsible for program administration. Examples include: grants that are “passed through” to local governments (such as block grant programs); grants, such as for highway construction, in which the financial impact of federal funds is spread out over all areas of the state; and grants or assistance programs such as Aid to Families with Dependent Children, which the state can administer but for which the ultimate beneficiaries are found throughout the states.

The CFFR contains data on the substate allocation of funds for several major federal grant programs. To the extent possible, these data are allocated by county or county-equivalent area. Substate allocation figures for these programs are available for some, but not all, of the states and outlying areas. Appendix F contains detail, by program and state.

The Department of Health and Human Services reports the estimated county allocation on five grant programs on a quarterly basis to the Federal Assistance Award Data System (FAADS). These programs, their Catalog of Federal Domestic Assistance (CFDA) program numbers, and their fiscal year 2001 funding are:

- Temporary Assistance for Needy Families (TANF)(93.558): \$17.0 billion
- Aid to Families With Dependent Children (AFDC) (93.560): \$52 million
- Child Support Enforcement (93.563): \$1.5 billion
- State Survey and Certification of Health Care Providers and Suppliers (93.777): \$403 million
- Medical Assistance (Medicaid) (93.778): \$133 billion

For the Highway Planning and Construction program (CFDA number 20.205), the Transportation Department reports the actual place of performance (county area) where the funded project is located. If the project is in more than one county area, each county is reported, along with its share of the funding. Funding for this grant program totaled \$26.8 billion in fiscal year 2001.

The substate allocations for funds for ten major programs are derived by the Census Bureau from a survey of state government agencies:

- Food Stamps (10.551): \$15.5 billion
- National School Lunch Program (10.555): \$6.5 billion

- Special Supplemental Nutrition Program for Women, Infants and Children (WIC) (10.557): \$4.1 billion
- Nutrition Assistance for Puerto Rico (10.566): \$1.3 billion
- Workforce Investment Act (17.255): \$3.6 billion
- Special Education-Grants to States (84.027): \$6.7 billion
- Rehabilitation Services\Vocational Rehabilitation Grants to States (84.126): \$1.9 billion
- Low-Income Home Energy Assistance (93.568): \$1.8 billion
- Social Services Block Grant (93.667): \$1.3 billion
- Block Grants for Prevention and Treatment of Substance Abuse (93.959): \$1.5 billion

The derived county allocations for the above ten programs are based upon a Survey of State Government Pass-Through Expenditures, conducted by the Census Bureau during fiscal year 1996. For each program, the administering state agencies are asked to provide information on the county allocation of program funds within their state. Responses, where received, are used as the basis for prorating total program funding by state among the county areas within each state. Total program funding for each state is reported by the administering federal agency to the Federal Assistance Award Data System (FAADS).

#### AMOUNTS EXCLUDED FROM CFFR COVERAGE

Federal Government expenditures covered in the CFFR total \$1.8 trillion for fiscal year 2001. This amount does not represent all Federal Government expenditures. Amounts excluded from the CFFR can be grouped into two general categories-conceptual exclusions and agency/program omissions.

Federal expenditures excluded conceptually are those that could not be geographically distributed, all international transactions and foreign payments, and federal outlay categories not covered by any of the reporting systems that served as data sources for the CFFR. The largest item was net interest on Federal Government debt, which was estimated to be \$206 billion in fiscal year 2001. The fiscal year 2001 total outlays for the international affairs function in the federal budget was estimated at \$17 billion.

Expenditures for the Central Intelligence Agency, the Defense Intelligence Agency, and the National Security Agency are excluded from coverage.

The CFFR data are compiled by object categories of federal expenditures. The reporting systems and federal agencies that serve as data sources exclude federal travel expenditures, to the extent that they are not covered by contractual agreements. No estimate of the magnitude of these expenditures is available.

For some agencies, data for selected object categories could not be obtained. These include the procurement actions of the judicial and legislative sectors of the Federal Government. Expenditures other than salaries and wages are not available for the Federal Deposit Insurance Corporation, National Credit Union Administration, and Federal Savings and Loan Insurance Corporation.

The federal budget outlays estimated for fiscal year 2001 totaled \$1.9 trillion. However, comparison of the federal budget amount with data reported in the CFFR can be misleading, since the federal budget amounts differ from CFFR in accounting concepts and the treatment of intragovernmental transfers. For example, outlays for many programs in the federal budget are reported on a net basis, whereas the CFFR reports gross outlays or obligations to nonfederal recipients.

#### AVAILABILITY OF DATA

Copies of the publication, *Consolidated Federal Funds Report for Fiscal year 2001 (State and County Areas)*, are available from Governments Division, U.S. Census Bureau, Washington, DC 20233-6800; 301-457-1565. The publication, *Federal Aid to States for Fiscal Year 2001*, also may be obtained from Governments Division.

As indicated earlier, the CFFR data files are available on Internet and CD-ROM. The data available electronically are more detailed than the summarized data presented in the published reports. Each record in the CFFR data file contains the following fields:

- Government unit (GU) code (state, type, county, unit)
- Program identification code (CFDA code or pseudo code)
- Object code
- Federal funding sign
- Federal funding amount
- Pass-through flag
- Federal Information Processing Standard (FIPS) location code (state, county, place)
- FIPS federal agency code

All appropriate documentation and data file descriptions are provided with each CFFR Internet or CD-ROM file. These accompanying files include program identification and agency identification files.

Also available on the CD-ROM is an accompanying CFFR geographic reference file. This file contains the names and Census Bureau government unit (GU) codes for all state, county, municipal, and township units in the Nation. In addition, the file contains associated FIPS geographic location codes, the population, and the congressional districts serving each government unit.

---

Users interested in obtaining CD-ROMs of the Consolidated Federal Funds Report data files should contact Governments Division, U.S. Census Bureau, Washington, DC 20233-6800. Telephone 301-457-1565. Users also may obtain a copy of this report and related data files via the Census Bureau's Internet site at <http://www.census.gov/govs/www/cffr.html>.

The Consolidated Federal Funds Report also is being made available to the public through the Census Bureau's State Data Center Program. Through this program, the Census Bureau provides participating state organizations (government agencies and university centers) with publications, CD-ROM files, and general information assistance. The state organizations, in turn, provide data access services such as publication reference centers, inquiry handling and general assistance in data use. They also establish affiliates in key locations around the states by placing basic sets of census publications in local libraries, city and regional planning agencies and so forth.

Users may contact the State Data Centers (or affiliates) to determine if the Consolidated Federal Funds Report publication or the related CD-ROM data files are available, or to request further information about the data. A list of the State Data Center lead agencies may be found in Appendix E.

#### **MEANING OF SYMBOLS**

The symbols in the tables have the following meanings:

- Represents zero or rounds to zero.
- (NA) Not available.
- r Revised from amount published in prior year.
- (X) Not applicable.
- ( ) Numbers in parentheses represent negative amounts.

Figure 1.  
**Federal Government Expenditure, Per Capita Ranges by State: Fiscal Year 2001**

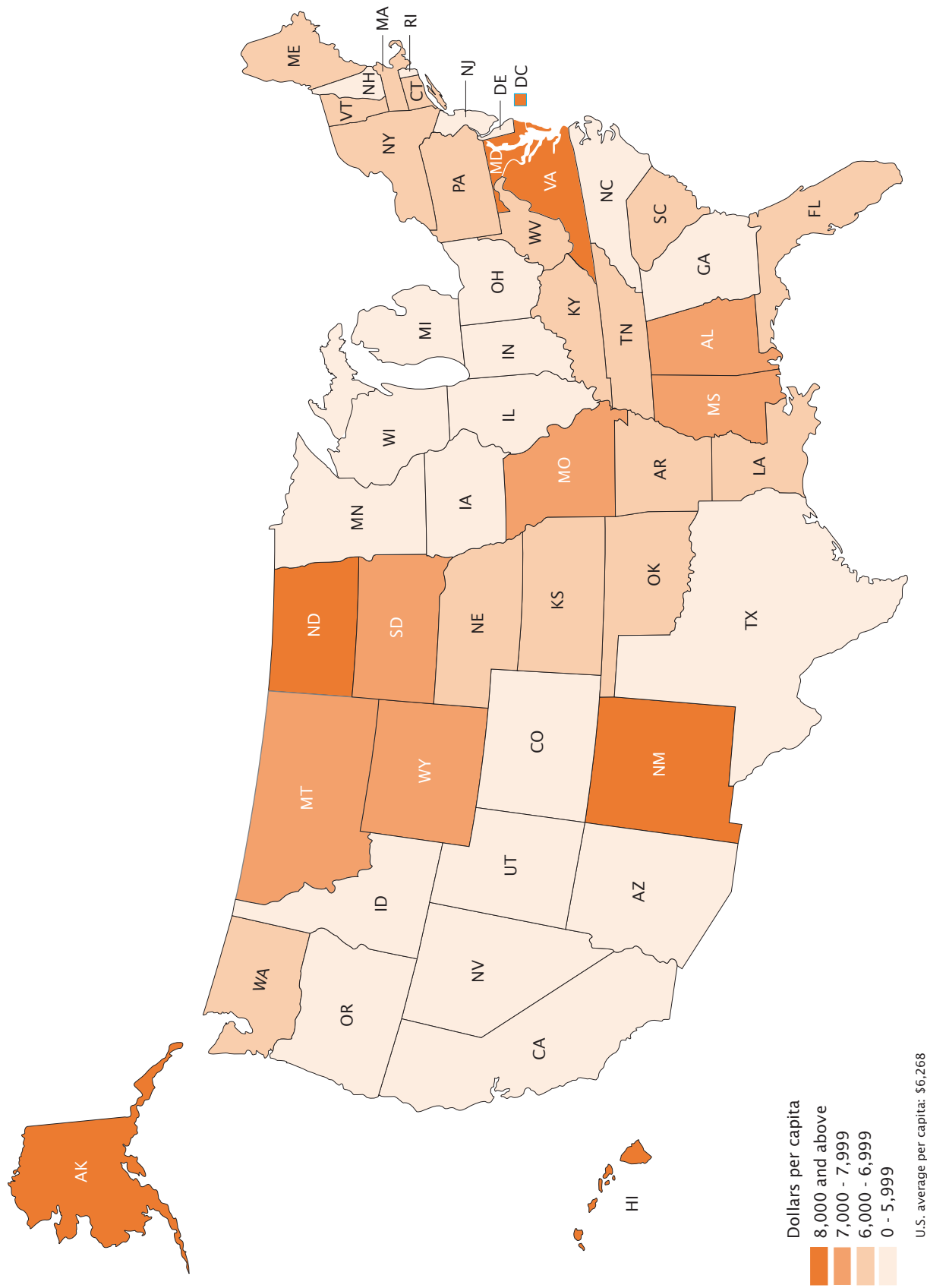


Figure 2.  
**Federal Government Expenditure, Amounts and Percentages by Major Object Category: Fiscal Year 2001**

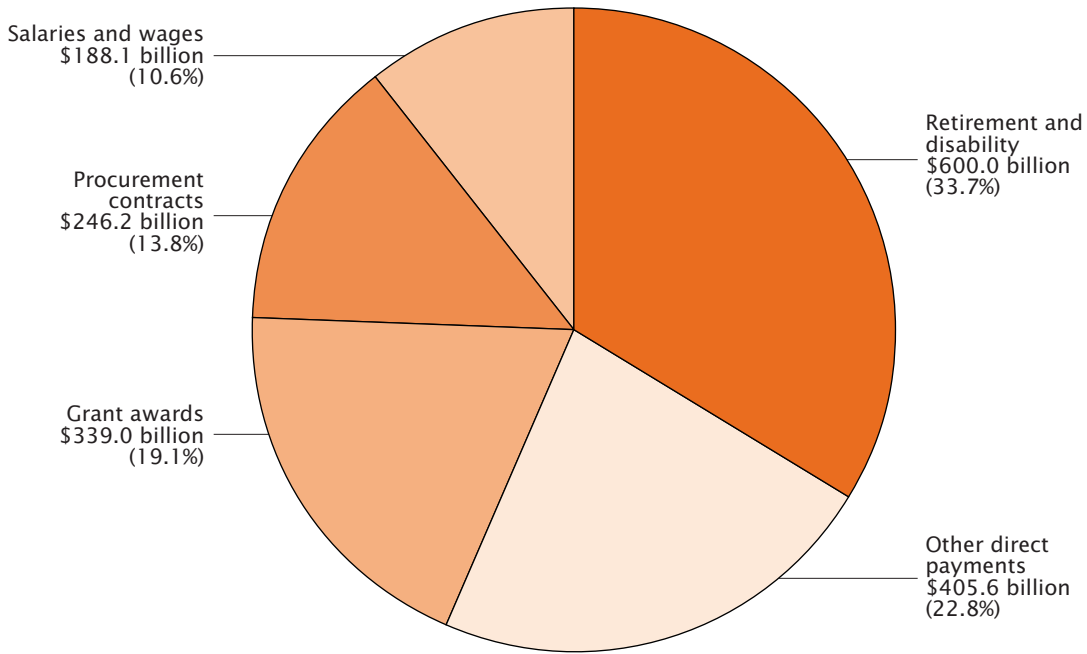
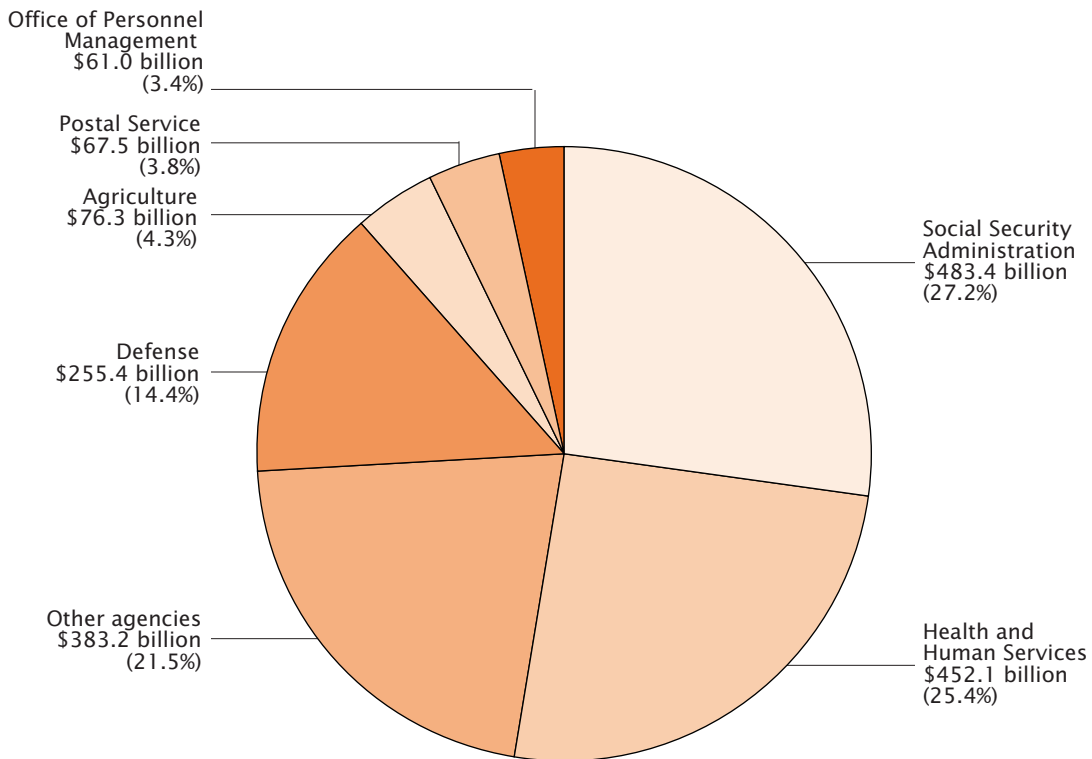


Figure 3.  
**Federal Government Expenditure, Amounts and Percentages by Major Agency: Fiscal Year 2001**



Note: Total federal expenditure in fiscal year 2001 was \$1,778.9 billion (100.0%).

Figure 4.  
**Federal Government Expenditure, Annual Amounts by Major Object Category:  
 Fiscal Years 1983-2001**

In billion dollars

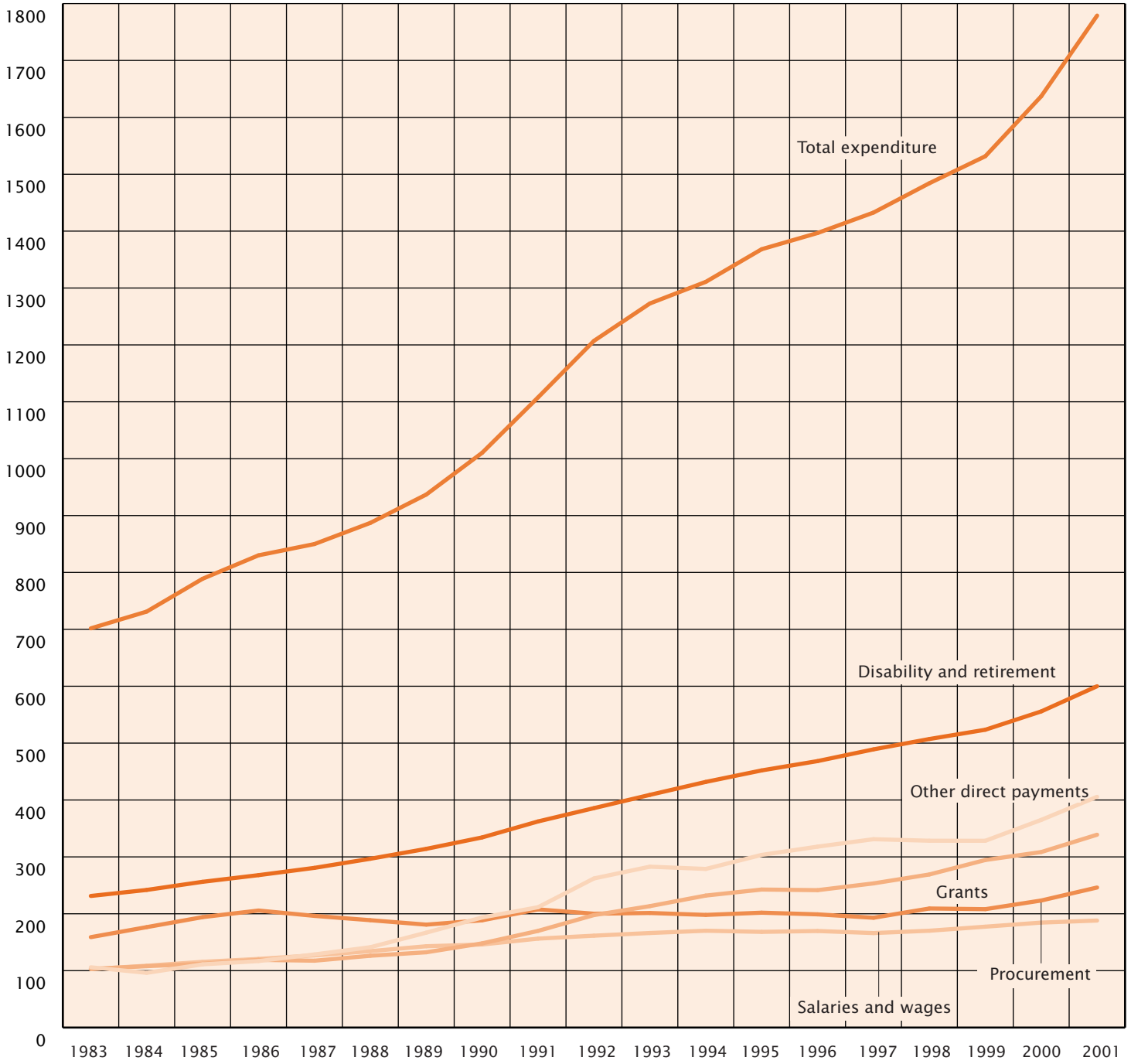
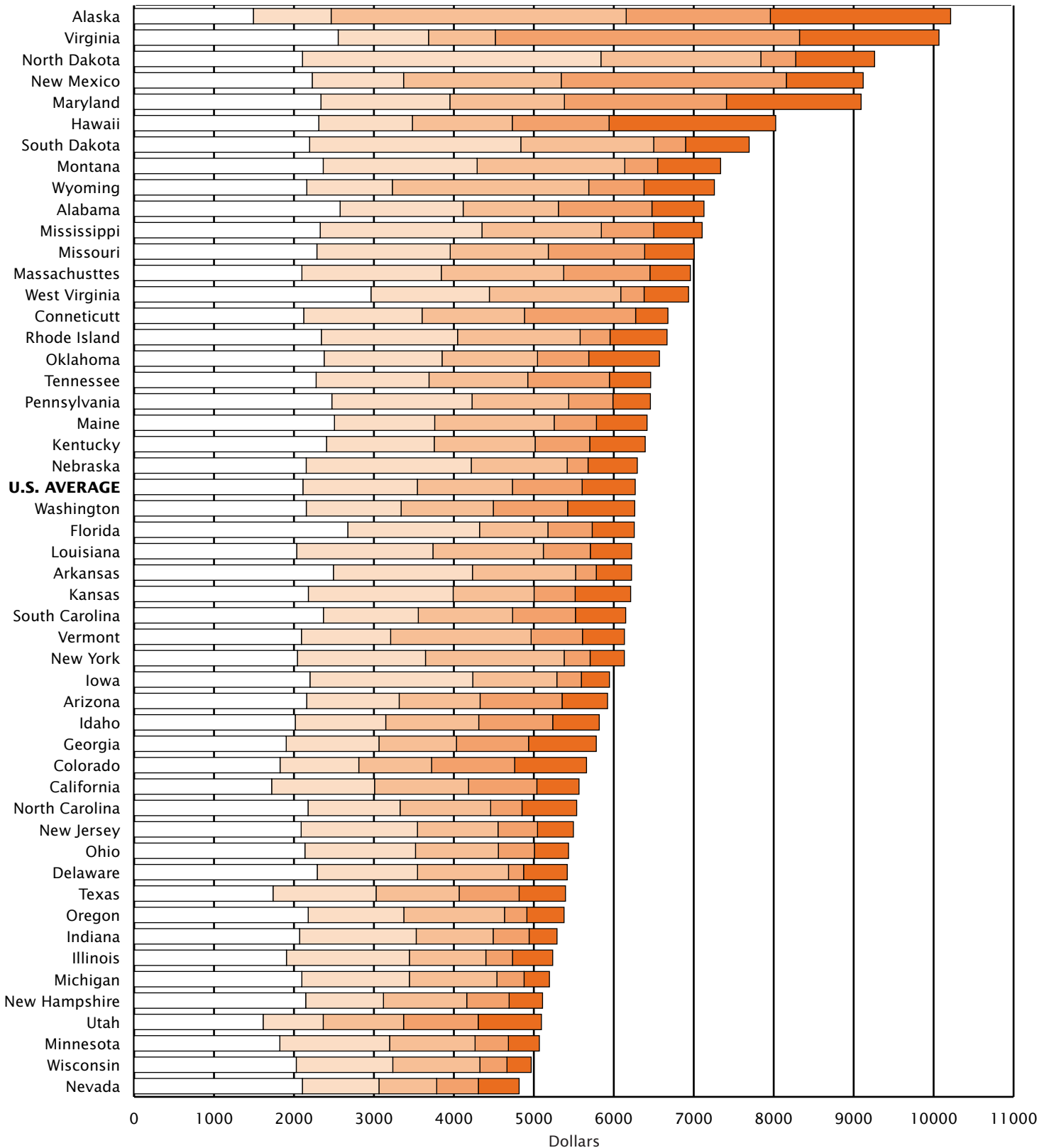


Figure 5.  
**Federal Government Expenditure  
 Per Capita Amounts by State,  
 by Major Object Category:  
 Fiscal Year 2001**

Retirement and disability  
 Other direct payments  
 Grants  
 Procurement  
 Salaries and wages



Note: The chart excludes the District of Columbia, which recieved \$54,086 in federal expenditure.

Figure 6.  
**Federal Government Expenditure, Annual Amounts by Major Agency:  
 Fiscal Years 1983-2001**

In billion dollars

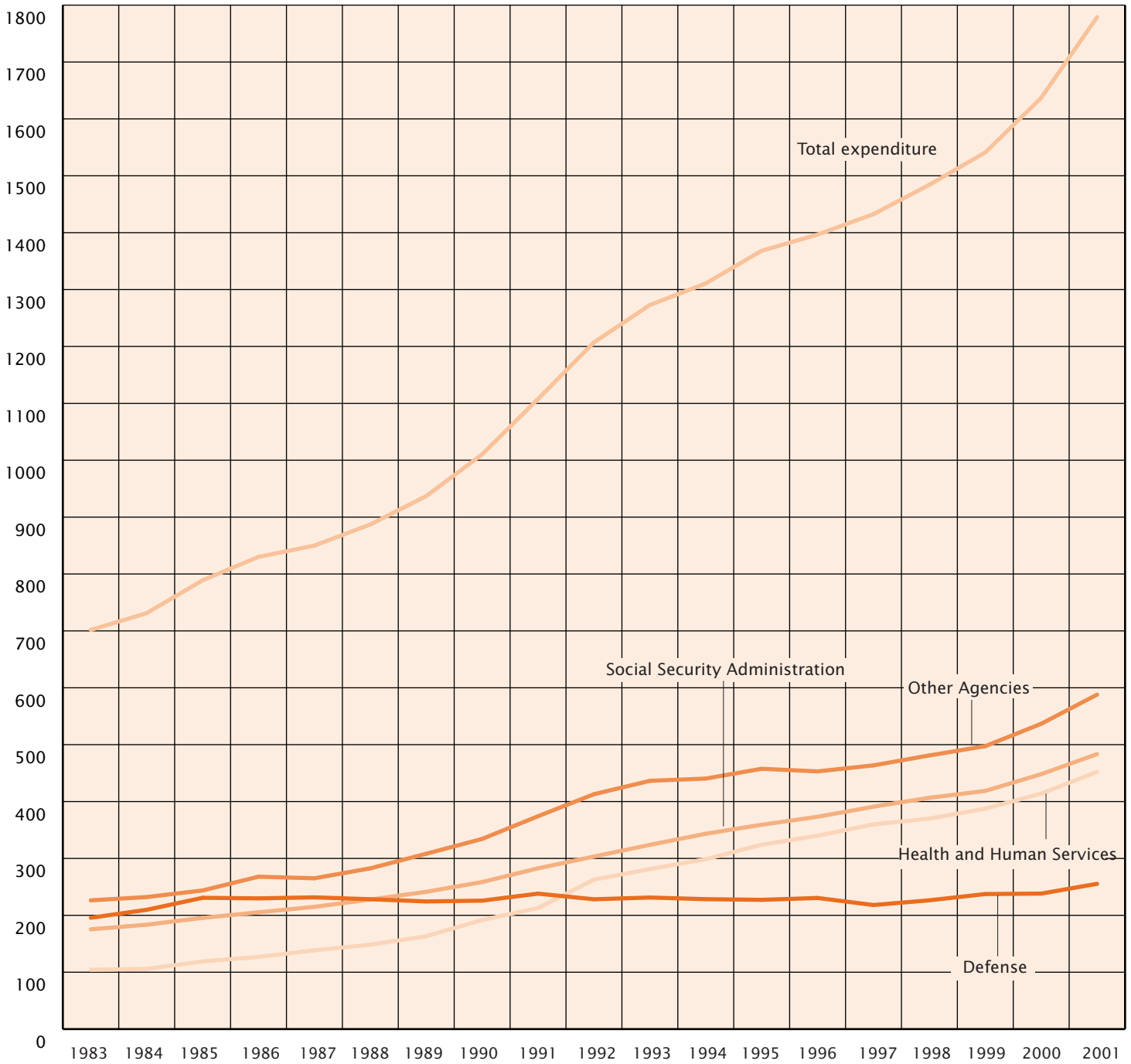
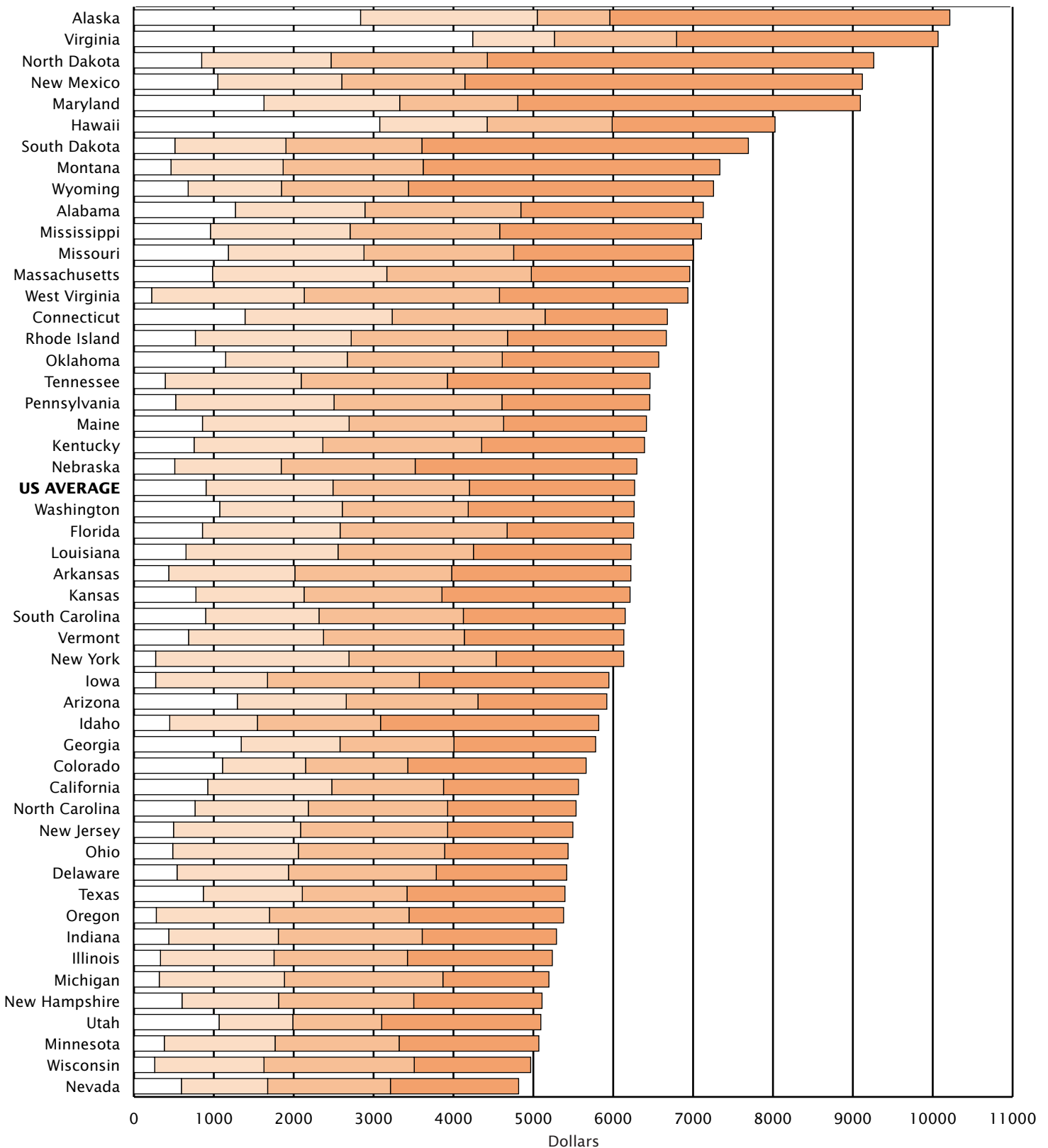
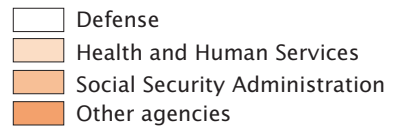




Figure 7.  
**Federal Government Expenditure  
 Per Capita Amounts by State,  
 by Major Agency: Fiscal Year 2001**



Note: Chart excludes the District of Columbia which received \$54,086 per capita in total federal expenditure.

**Table 1. Summary of Federal Government Expenditure, by State and Outlying Area: Fiscal Year 2001**

[In million dollars. Detail may not add to total because of rounding. For meaning of abbreviations and symbols, see introductory text]

| State and outlying area               | Total            | Retirement and disability | Other direct payments | Grants         | Procurement    | Salaries and wages |
|---------------------------------------|------------------|---------------------------|-----------------------|----------------|----------------|--------------------|
| <b>United States, total . . . . .</b> | <b>1 778 884</b> | <b>600 014</b>            | <b>405 599</b>        | <b>338 977</b> | <b>246 219</b> | <b>188 075</b>     |
| Alabama . . . . .                     | 31 700           | 11 460                    | 6 843                 | 5 298          | 5 204          | 2 895              |
| Alaska . . . . .                      | 6 403            | 936                       | 610                   | 2 314          | 1 130          | 1 414              |
| Arizona . . . . .                     | 30 376           | 11 075                    | 5 934                 | 5 190          | 5 260          | 2 917              |
| Arkansas . . . . .                    | 16 632           | 6 666                     | 4 648                 | 3 448          | 692            | 1 178              |
| California . . . . .                  | 188 517          | 58 306                    | 43 608                | 39 797         | 28 949         | 17 858             |
| Colorado . . . . .                    | 24 345           | 7 856                     | 4 238                 | 3 916          | 4 468          | 3 868              |
| Connecticut . . . . .                 | 22 742           | 7 228                     | 5 041                 | 4 364          | 4 734          | 1 375              |
| Delaware . . . . .                    | 4 246            | 1 796                     | 983                   | 892            | 148            | 428                |
| District of Columbia . . . . .        | 30 941           | 1 835                     | 2 177                 | 4 020          | 10 263         | 12 646             |
| Florida . . . . .                     | 99 998           | 42 718                    | 26 340                | 13 666         | 8 859          | 8 415              |
| Georgia . . . . .                     | 47 320           | 15 578                    | 9 500                 | 7 929          | 7 382          | 6 931              |
| Hawaii . . . . .                      | 9 722            | 2 798                     | 1 419                 | 1 514          | 1 467          | 2 525              |
| Idaho . . . . .                       | 7 529            | 2 609                     | 1 465                 | 1 505          | 1 197          | 753                |
| Illinois . . . . .                    | 65 036           | 23 675                    | 19 090                | 11 883         | 4 135          | 6 252              |
| Indiana . . . . .                     | 32 166           | 12 589                    | 8 873                 | 5 850          | 2 734          | 2 121              |
| Iowa . . . . .                        | 17 401           | 6 437                     | 5 959                 | 3 079          | 897            | 1 029              |
| Kansas . . . . .                      | 16 699           | 5 860                     | 4 868                 | 2 721          | 1 383          | 1 866              |
| Kentucky . . . . .                    | 25 835           | 9 729                     | 5 443                 | 5 100          | 2 759          | 2 805              |
| Louisiana . . . . .                   | 27 816           | 9 091                     | 7 617                 | 6 173          | 2 625          | 2 310              |
| Maine . . . . .                       | 8 180            | 3 195                     | 1 598                 | 1 905          | 674            | 808                |
| Maryland . . . . .                    | 48 164           | 12 378                    | 8 542                 | 7 586          | 10 736         | 8 921              |
| Massachusetts . . . . .               | 44 179           | 13 328                    | 11 067                | 9 718          | 6 851          | 3 214              |
| Michigan . . . . .                    | 51 632           | 20 846                    | 13 371                | 10 887         | 3 378          | 3 150              |
| Minnesota . . . . .                   | 24 935           | 8 969                     | 6 752                 | 5 260          | 2 049          | 1 904              |
| Mississippi . . . . .                 | 20 212           | 6 621                     | 5 756                 | 4 246          | 1 863          | 1 725              |
| Missouri . . . . .                    | 39 191           | 12 795                    | 9 327                 | 6 865          | 6 741          | 3 463              |
| Montana . . . . .                     | 6 618            | 2 134                     | 1 737                 | 1 665          | 371            | 711                |
| Nebraska . . . . .                    | 10 771           | 3 684                     | 3 532                 | 2 054          | 447            | 1 053              |
| Nevada . . . . .                      | 9 624            | 4 206                     | 1 915                 | 1 442          | 1 041          | 1 019              |
| New Hampshire . . . . .               | 6 314            | 2 654                     | 1 201                 | 1 288          | 655            | 516                |
| New Jersey . . . . .                  | 46 240           | 17 590                    | 12 232                | 8 478          | 4 158          | 3 782              |
| New Mexico . . . . .                  | 16 587           | 4 052                     | 2 079                 | 3 586          | 5 122          | 1 747              |
| New York . . . . .                    | 116 366          | 38 772                    | 30 408                | 32 897         | 6 168          | 8 122              |
| North Carolina . . . . .              | 44 557           | 17 514                    | 9 265                 | 9 122          | 3 154          | 5 502              |
| North Dakota . . . . .                | 5 948            | 1 352                     | 2 398                 | 1 284          | 280            | 634                |
| Ohio . . . . .                        | 61 705           | 24 262                    | 15 706                | 11 762         | 5 124          | 4 851              |
| Oklahoma . . . . .                    | 22 672           | 8 201                     | 5 089                 | 4 119          | 2 212          | 3 050              |
| Oregon . . . . .                      | 18 401           | 7 450                     | 4 091                 | 4 308          | 959            | 1 592              |
| Pennsylvania . . . . .                | 79 310           | 30 386                    | 21 526                | 14 847         | 6 788          | 5 763              |
| Rhode Island . . . . .                | 6 989            | 2 455                     | 1 786                 | 1 607          | 392            | 747                |
| South Carolina . . . . .              | 24 675           | 9 502                     | 4 763                 | 4 730          | 3 155          | 2 526              |
| South Dakota . . . . .                | 5 807            | 1 657                     | 1 995                 | 1 254          | 301            | 600                |
| Tennessee . . . . .                   | 36 758           | 12 954                    | 8 031                 | 7 027          | 5 811          | 2 935              |
| Texas . . . . .                       | 112 530          | 36 232                    | 26 870                | 21 675         | 15 649         | 12 104             |
| Utah . . . . .                        | 11 377           | 3 605                     | 1 679                 | 2 244          | 2 084          | 1 765              |
| Vermont . . . . .                     | 3 734            | 1 274                     | 680                   | 1 069          | 391            | 319                |
| Virginia . . . . .                    | 71 257           | 18 071                    | 7 998                 | 5 908          | 26 935         | 12 345             |
| Washington . . . . .                  | 36 903           | 12 696                    | 6 988                 | 6 794          | 5 480          | 4 945              |
| West Virginia . . . . .               | 12 541           | 5 359                     | 2 679                 | 2 971          | 527            | 1 005              |
| Wisconsin . . . . .                   | 26 645           | 10 884                    | 6 475                 | 5 843          | 1 817          | 1 626              |
| Wyoming . . . . .                     | 3 584            | 1 066                     | 528                   | 1 213          | 341            | 435                |
| American Samoa . . . . .              | 116              | 40                        | 1                     | 58             | 12             | 5                  |
| Fed. States of Micronesia . . . . .   | 98               | -                         | 3                     | 94             | 1              | -                  |
| Guam . . . . .                        | 908              | 191                       | 75                    | 176            | 219            | 247                |
| Marshall Islands . . . . .            | 150              | 1                         | -                     | 48             | 101            | -                  |
| Northern Marianas . . . . .           | 96               | 21                        | 4                     | 60             | 9              | 3                  |
| Palau . . . . .                       | 36               | -                         | -                     | 35             | -              | -                  |
| Puerto Rico . . . . .                 | 13 181           | 5 242                     | 2 697                 | 3 899          | 477            | 866                |
| Virgin Islands . . . . .              | 404              | 132                       | 102                   | 111            | 15             | 45                 |
| Undistributed . . . . .               | 24 066           | -                         | -                     | 183            | 19 443         | 4 440              |

Note: For additional information on categories and distributions shown, see footnotes to Tables 2 through 6 and Introduction.

**Table 2. Federal Government Expenditure for Direct Payments for Individuals for Retirement and Disability, for Selected Programs, by State and Outlying Area: Fiscal Year 2001**

[In thousand dollars. Detail may not add to total because of rounding. For meaning of abbreviations and symbols, see introductory text]

| State and outlying area     | Total              | Social Security payments      |                              |                               |                                       | Federal retirement and disability benefits |                   | Veterans benefits                         |                        | Other             |
|-----------------------------|--------------------|-------------------------------|------------------------------|-------------------------------|---------------------------------------|--|-------------------|---|------------------------|-------------------|
|                             |                    | Retirement insurance payments | Survivors insurance payments | Disability insurance payments | Supplemental security income payments | Civilian                                   | Military          | Payments for service connected disability | Other benefit payments |                   |
| <b>United States, total</b> | <b>600 014 232</b> | <b>282 623 514</b>            | <b>86 413 764</b>            | <b>80 024 490</b>             | <b>34 371 765</b>                     | <b>48 176 555</b>                          | <b>33 321 020</b> | <b>16 440 351</b>                         | <b>6 504 980</b>       | <b>12 137 794</b> |
| Alabama                     | 11 460 024         | 4 328 815                     | 1 683 693                    | 1 877 828                     | 791 949                               | 1 166 505                                  | 861 917           | 340 753                                   | 193 941                | 214 622           |
| Alaska                      | 935 620            | 306 778                       | 106 092                      | 116 507                       | 39 707                                | 146 634                                    | 123 134           | 74 883                                    | 8 083                  | 13 802            |
| Arizona                     | 11 075 069         | 5 267 320                     | 1 349 926                    | 1 383 045                     | 460 388                               | 959 751                                    | 934 908           | 384 413                                   | 121 683                | 213 635           |
| Arkansas                    | 6 665 967          | 2 751 839                     | 953 763                      | 1 147 278                     | 395 357                               | 462 856                                    | 395 144           | 279 632                                   | 117 508                | 162 589           |
| California                  | 58 306 003         | 27 485 099                    | 7 704 509                    | 7 092 251                     | 5 105 752                             | 4 519 123                                  | 3 659 735         | 1 329 386                                 | 532 345                | 877 802           |
| Colorado                    | 7 855 813          | 3 282 192                     | 991 845                      | 945 549                       | 280 549                               | 870 685                                    | 923 756           | 297 078                                   | 87 111                 | 177 050           |
| Connecticut                 | 7 228 064          | 4 333 515                     | 1 023 134                    | 883 059                       | 278 871                               | 293 202                                    | 172 897           | 128 533                                   | 36 363                 | 78 490            |
| Delaware                    | 1 795 524          | 899 166                       | 249 161                      | 236 729                       | 64 499                                | 135 844                                    | 114 414           | 45 756                                    | 14 725                 | 35 232            |
| District of Columbia        | 1 834 560          | 392 457                       | 125 018                      | 127 798                       | 112 901                               | 936 209                                    | 58 354            | 33 757                                    | 20 162                 | 27 904            |
| Florida                     | 42 718 042         | 21 292 671                    | 5 282 251                    | 4 777 609                     | 2 073 832                             | 3 311 379                                  | 3 522 995         | 1 285 613                                 | 448 380                | 723 312           |
| Georgia                     | 15 577 617         | 6 139 730                     | 2 127 489                    | 2 430 214                     | 976 444                               | 1 461 444                                  | 1 354 241         | 527 770                                   | 236 459                | 323 827           |
| Hawaii                      | 2 798 105          | 1 274 407                     | 274 258                      | 230 929                       | 116 141                               | 498 430                                    | 268 448           | 87 222                                    | 22 764                 | 25 506            |
| Idaho                       | 2 608 706          | 1 220 579                     | 353 150                      | 321 099                       | 98 958                                | 233 755                                    | 180 906           | 92 781                                    | 26 837                 | 80 640            |
| Illinois                    | 23 675 049         | 12 422 062                    | 3 895 863                    | 2 905 794                     | 1 511 753                             | 1 276 903                                  | 519 558           | 332 400                                   | 157 481                | 653 234           |
| Indiana                     | 12 588 871         | 6 621 443                     | 2 079 964                    | 1 750 678                     | 498 072                               | 669 499                                    | 313 420           | 255 111                                   | 90 148                 | 310 535           |
| Iowa                        | 6 436 884          | 3 538 563                     | 1 097 474                    | 722 602                       | 204 685                               | 385 367                                    | 140 835           | 127 859                                   | 56 201                 | 163 298           |
| Kansas                      | 5 860 180          | 2 917 183                     | 883 564                      | 645 242                       | 192 888                               | 457 664                                    | 331 686           | 145 905                                   | 59 618                 | 226 429           |
| Kentucky                    | 9 728 536          | 3 615 802                     | 1 484 508                    | 1 999 483                     | 934 413                               | 625 596                                    | 364 882           | 267 564                                   | 129 371                | 306 916           |
| Louisiana                   | 9 091 352          | 3 468 029                     | 1 766 199                    | 1 480 235                     | 862 038                               | 499 340                                    | 438 570           | 257 436                                   | 163 298                | 156 207           |
| Maine                       | 3 195 416          | 1 404 672                     | 412 856                      | 504 539                       | 143 573                               | 275 197                                    | 178 255           | 167 619                                   | 46 696                 | 62 008            |
| Maryland                    | 12 377 877         | 4 720 289                     | 1 463 545                    | 1 144 485                     | 497 348                               | 3 027 930                                  | 875 079           | 276 094                                   | 103 164                | 269 943           |
| Massachusetts               | 13 327 979         | 6 880 335                     | 1 830 196                    | 1 962 304                     | 812 330                               | 883 802                                    | 307 363           | 399 272                                   | 117 276                | 135 102           |
| Michigan                    | 20 846 261         | 10 969 484                    | 3 520 385                    | 3 201 282                     | 1 222 550                             | 773 551                                    | 355 366           | 354 596                                   | 146 281                | 302 765           |
| Minnesota                   | 8 969 486          | 4 830 232                     | 1 402 623                    | 1 050 475                     | 355 120                               | 497 111                                    | 219 239           | 253 142                                   | 83 598                 | 277 945           |
| Mississippi                 | 6 621 234          | 2 455 595                     | 967 214                      | 1 281 661                     | 623 595                               | 466 862                                    | 394 226           | 203 997                                   | 115 272                | 112 813           |
| Missouri                    | 12 795 159         | 6 068 230                     | 1 929 248                    | 1 906 259                     | 583 529                               | 995 811                                    | 531 134           | 308 048                                   | 139 841                | 333 060           |
| Montana                     | 2 134 318          | 946 966                       | 301 669                      | 261 802                       | 71 369                                | 222 309                                    | 115 624           | 84 552                                    | 24 347                 | 105 682           |
| Nebraska                    | 3 684 300          | 1 827 272                     | 553 578                      | 379 389                       | 108 762                               | 251 931                                    | 222 349           | 127 681                                   | 44 820                 | 168 517           |
| Nevada                      | 4 206 042          | 1 959 780                     | 463 588                      | 509 960                       | 137 233                               | 401 433                                    | 467 337           | 143 751                                   | 45 584                 | 77 376            |
| New Hampshire               | 2 653 520          | 1 342 937                     | 324 227                      | 361 163                       | 62 233                                | 236 881                                    | 170 631           | 101 741                                   | 25 551                 | 28 156            |
| New Jersey                  | 17 589 550         | 10 019 737                    | 2 562 136                    | 2 148 918                     | 755 886                               | 1 097 697                                  | 327 072           | 313 849                                   | 102 305                | 261 950           |
| New Mexico                  | 4 052 326          | 1 557 530                     | 510 619                      | 494 709                       | 239 925                               | 505 799                                    | 389 802           | 195 011                                   | 60 048                 | 98 883            |
| New York                    | 38 771 932         | 20 506 168                    | 5 464 994                    | 5 691 898                     | 3 285 918                             | 1 841 228                                  | 469 551           | 709 684                                   | 274 387                | 528 104           |
| North Carolina              | 17 514 173         | 7 983 380                     | 2 236 509                    | 2 901 385                     | 920 111                               | 1 169 416                                  | 1 259 089         | 590 245                                   | 233 357                | 220 682           |
| North Dakota                | 1 352 493          | 659 711                       | 247 596                      | 129 854                       | 36 519                                | 116 425                                    | 55 140            | 38 497                                    | 14 325                 | 54 426            |
| Ohio                        | 24 262 352         | 11 984 098                    | 4 321 891                    | 3 065 964                     | 1 421 681                             | 1 454 741                                  | 638 230           | 514 269                                   | 220 847                | 640 630           |
| Oklahoma                    | 8 201 022          | 3 466 410                     | 1 195 650                    | 1 003 637                     | 368 796                               | 939 932                                    | 523 945           | 394 677                                   | 177 583                | 130 392           |
| Oregon                      | 7 450 459          | 3 776 608                     | 1 017 681                    | 889 777                       | 292 348                               | 613 346                                    | 342 290           | 265 783                                   | 93 297                 | 159 330           |
| Pennsylvania                | 30 386 147         | 15 724 286                    | 4 942 663                    | 3 550 724                     | 1 592 331                             | 2 056 405                                  | 710 460           | 614 528                                   | 261 630                | 933 120           |
| Rhode Island                | 2 455 493          | 1 264 640                     | 295 871                      | 355 763                       | 135 718                               | 182 871                                    | 103 186           | 73 567                                    | 24 785                 | 19 092            |
| South Carolina              | 9 501 574          | 3 930 786                     | 1 209 106                    | 1 577 932                     | 531 206                               | 772 121                                    | 884 582           | 296 052                                   | 142 960                | 156 828           |
| South Dakota                | 1 656 687          | 790 136                       | 260 922                      | 171 610                       | 62 417                                | 172 663                                    | 87 778            | 63 314                                    | 25 290                 | 22 556            |
| Tennessee                   | 12 954 046         | 5 541 899                     | 1 896 158                    | 2 153 165                     | 822 821                               | 992 187                                    | 729 010           | 381 121                                   | 178 227                | 259 457           |
| Texas                       | 36 232 246         | 15 518 904                    | 5 784 086                    | 4 049 126                     | 1 991 761                             | 3 001 585                                  | 3 272 142         | 1 355 126                                 | 556 191                | 703 324           |
| Utah                        | 3 604 690          | 1 577 477                     | 450 813                      | 342 987                       | 113 889                               | 680 303                                    | 210 903           | 91 385                                    | 24 579                 | 112 353           |
| Vermont                     | 1 274 233          | 648 921                       | 184 521                      | 186 219                       | 52 763                                | 77 524                                     | 51 625            | 39 664                                    | 12 959                 | 20 037            |
| Virginia                    | 18 071 390         | 6 164 776                     | 1 945 026                    | 2 037 758                     | 672 196                               | 3 147 726                                  | 2 971 471         | 525 481                                   | 203 309                | 403 647           |
| Washington                  | 12 695 969         | 5 731 377                     | 1 550 007                    | 1 435 002                     | 579 787                               | 1 256 542                                  | 1 215 535         | 546 694                                   | 140 222                | 240 802           |
| West Virginia               | 5 358 884          | 2 028 457                     | 918 161                      | 1 079 837                     | 393 653                               | 299 153                                    | 137 103           | 174 209                                   | 78 397                 | 249 915           |
| Wisconsin                   | 10 884 052         | 6 139 296                     | 1 714 489                    | 1 309 620                     | 452 071                               | 471 579                                    | 230 142           | 278 260                                   | 88 924                 | 199 669           |
| Wyoming                     | 1 066 464          | 489 202                       | 143 692                      | 123 644                       | 28 756                                | 110 272                                    | 70 165            | 37 350                                    | 9 515                  | 53 867            |
| American Samoa              | 39 761             | 8 993                         | 9 867                        | 12 257                        | -                                     | 1 532                                      | 3 248             | 3 005                                     | 818                    | 40                |
| Fed. States of Micronesia   | 419                | 97                            | 18                           | 2                             | -                                     | 240  | -                 | 56  | 5                      | -                 |
| Guam                        | 190 545            | 55 408                        | 23 174                       | 13 335                        | -                                     | 60 542                                     | 29 003            | 6 442                                     | 1 700                  | 941               |
| Marshall Islands            | 867                | 521                           | 224                          | 15                            | -                                     | 78   | -                 | 9   | 21                     | -                 |
| Northern Marianas           | 20 545             | 4 361                         | 3 997                        | 1 390                         | 4 372                                 | 4 527                                      | 1 438             | 385                                       | 67                     | 9                 |
| Palau                       | 352                | 132                           | 66                           | 25                            | -                                     | 97   | -                 | 5   | 27                     | -                 |
| Puerto Rico                 | 5 242 033          | 2 014 723                     | 902 663                      | 1 642 711                     | -                                     | 192 573                                    | 87 318            | 215 692                                   | 163 610                | 22 741            |
| Virgin Islands              | 131 874            | 72 038                        | 20 169                       | 17 979                        | -                                     | 14 369                                     | 4 389             | 1 647                                     | 685                    | 598               |
| Undistributed               | 78                 | -                             | -                            | -                             | -                                     | 77   | -                 | -   | -                      | 1                 |

**Table 3. Federal Government Expenditure for Direct Payments Other Than for Retirement and Disability, for Selected Programs, by State and Outlying Area: Fiscal Year 2001**

[In thousand dollars. Detail may not add to total because of rounding. For meaning of abbreviations and symbols, see introductory text]

| State and outlying area     | Total              | Medicare benefits  |                                 | Excess earned income tax credits | Unemployment compensation | Food stamp payments | Housing assistance | Agricultural assistance | Federal employees life and health insurance | Other             |
|-----------------------------|--------------------|--------------------|---------------------------------|----------------------------------|---------------------------|---------------------|--------------------|-------------------------|---|-------------------|
|                             |                    | Hospital insurance | Supplementary medical insurance |                                  |                           |                     |                    |                         |   |                   |
| <b>United States, total</b> | <b>405 599 361</b> | <b>139 815 309</b> | <b>97 454 190</b>               | <b>27 257 161</b>                | <b>26 196 066</b>         | <b>15 538 520</b>   | <b>32 301 499</b>  | <b>30 886 979</b>       | <b>13 902 663</b>                           | <b>22 246 974</b> |
| Alabama                     | 6 843 353          | 2 619 020          | 1 584 888                       | 727 572                          | 259 596                   | 364 736             | 384 085            | 373 444                 | 249 277                                     | 280 734           |
| Alaska                      | 609 922            | 116 844            | 67 926                          | 32 379                           | 107 946                   | 46 701              | 69 008             | 37 503                  | 1 617                                       | 129 999           |
| Arizona                     | 5 933 696          | 2 018 206          | 1 584 157                       | 491 863                          | 208 374                   | 280 403             | 240 485            | 136 992                 | 500 581                                     | 472 636           |
| Arkansas                    | 4 647 734          | 1 396 993          | 892 320                         | 384 763                          | 246 760                   | 223 351             | 225 272            | 1 027 439               | 79 225                                      | 171 611           |
| California                  | 43 607 614         | 15 302 716         | 12 024 453                      | 3 198 648                        | 2 776 028                 | 1 573 832           | 4 445 946          | 1 208 666               | 959 026                                     | 2 118 299         |
| Colorado                    | 4 238 021          | 1 396 126          | 998 077                         | 275 360                          | 231 099                   | 130 883             | 336 294            | 463 558                 | 107 842                                     | 298 782           |
| Connecticut                 | 5 040 684          | 2 027 797          | 1 390 584                       | 182 003                          | 420 535                   | 135 683             | 655 928            | 15 831                  | 69 974                                      | 142 350           |
| Delaware                    | 982 906            | 355 760            | 248 723                         | 69 037                           | 82 535                    | 31 927              | 97 885             | 31 924                  | 31 547                                      | 33 569            |
| District of Columbia        | 2 176 612          | 388 575            | 278 076                         | 74 402                           | 70 527                    | 70 341              | 356 215            | 38 207                  | 676 083                                     | 224 187           |
| Florida                     | 26 340 488         | 10 560 935         | 9 019 853                       | 1 849 381                        | 783 313                   | 770 726             | 1 209 026          | 227 889                 | 584 233                                     | 1 335 133         |
| Georgia                     | 9 500 376          | 3 258 116          | 2 134 198                       | 1 114 640                        | 488 843                   | 515 153             | 710 334            | 583 617                 | 278 730                                     | 416 745           |
| Hawaii                      | 1 418 602          | 413 979            | 338 692                         | 80 397                           | 104 755                   | 149 759             | 156 300            | 8 683                   | 112 843                                     | 53 194            |
| Idaho                       | 1 464 575          | 402 836            | 280 327                         | 108 635                          | 123 426                   | 47 225              | 71 867             | 304 269                 | 38 056                                      | 87 935            |
| Illinois                    | 19 090 013         | 6 357 598          | 4 055 342                       | 1 065 245                        | 1 607 560                 | 810 719             | 1 587 121          | 2 634 578               | 278 946                                     | 692 905           |
| Indiana                     | 8 872 529          | 2 852 442          | 1 814 529                       | 492 733                          | 419 831                   | 317 420             | 637 214            | 1 147 650               | 137 444                                     | 1 053 266         |
| Iowa                        | 5 959 012          | 1 228 893          | 976 949                         | 177 351                          | 277 067                   | 107 330             | 222 019            | 2 665 288               | 81 860                                      | 222 255           |
| Kansas                      | 4 868 249          | 1 225 943          | 912 961                         | 190 539                          | 372 910                   | 91 954              | 152 731            | 1 688 730               | 82 161                                      | 150 321           |
| Kentucky                    | 5 442 607          | 2 024 735          | 1 266 710                       | 410 021                          | 196 968                   | 350 490             | 358 135            | 354 197                 | 200 894                                     | 280 458           |
| Louisiana                   | 7 617 292          | 2 970 768          | 1 614 611                       | 829 810                          | 200 254                   | 482 657             | 419 814            | 589 232                 | 125 832                                     | 384 315           |
| Maine                       | 1 598 475          | 582 820            | 383 755                         | 90 703                           | 90 113                    | 86 333              | 182 157            | 31 434                  | 49 277                                      | 101 882           |
| Maryland                    | 8 541 816          | 2 530 559          | 1 840 890                       | 422 199                          | 319 063                   | 190 821             | 772 732            | 104 204                 | 2 125 600                                   | 235 749           |
| Massachusetts               | 11 067 068         | 4 535 119          | 2 562 626                       | 321 065                          | 1 060 842                 | 173 161             | 1 612 876          | 15 273                  | 226 091                                     | 560 016           |
| Michigan                    | 13 371 252         | 5 003 682          | 3 795 519                       | 762 009                          | 1 394 998                 | 504 151             | 810 762            | 440 645                 | 153 199                                     | 506 286           |
| Minnesota                   | 6 752 210          | 1 832 909          | 1 233 429                       | 251 818                          | 552 782                   | 172 653             | 459 027            | 1 696 064               | 170 313                                     | 383 215           |
| Mississippi                 | 5 755 931          | 1 545 784          | 895 487                         | 596 124                          | 156 754                   | 254 576             | 291 837            | 1 661 467               | 102 521                                     | 251 381           |
| Missouri                    | 9 326 880          | 3 054 140          | 2 021 736                       | 526 947                          | 408 346                   | 394 611             | 497 973            | 1 013 032               | 985 531                                     | 424 565           |
| Montana                     | 1 737 125          | 352 698            | 251 042                         | 84 068                           | 65 014                    | 53 847              | 98 644             | 672 448                 | 38 029                                      | 121 334           |
| Nebraska                    | 3 532 319          | 641 319            | 478 841                         | 117 670                          | 75 116                    | 62 711              | 128 768            | 1 880 928               | 2 057                                       | 144 908           |
| Nevada                      | 1 915 044          | 658 474            | 508 302                         | 171 478                          | 235 364                   | 65 330              | 128 920            | 8 106                   | 56 154                                      | 82 916            |
| New Hampshire               | 1 201 319          | 479 608            | 300 870                         | 58 373                           | 39 611                    | 28 051              | 150 202            | 11 579                  | 59 228                                      | 73 797            |
| New Jersey                  | 12 232 259         | 4 649 684          | 3 420 057                       | 595 912                          | 1 288 698                 | 292 110             | 1 362 998          | 20 287                  | 216 153                                     | 386 359           |
| New Mexico                  | 2 079 400          | 581 869            | 445 580                         | 257 103                          | 80 268                    | 136 606             | 154 492            | 115 115                 | 105 885                                     | 202 482           |
| New York                    | 30 407 743         | 11 150 243         | 7 861 454                       | 1 800 770                        | 2 138 186                 | 1 365 353           | 3 795 044          | 122 129                 | 513 801                                     | 1 660 763         |
| North Carolina              | 9 264 761          | 3 297 768          | 2 111 706                       | 940 693                          | 765 139                   | 424 835             | 582 659            | 508 579                 | 191 908                                     | 441 476           |
| North Dakota                | 2 397 610          | 280 525            | 202 861                         | 43 194                           | 34 910                    | 27 126              | 65 945             | 1 547 883               | 82 048                                      | 113 120           |
| Ohio                        | 15 706 406         | 5 852 669          | 4 008 076                       | 926 846                          | 1 073 773                 | 572 319             | 1 519 500          | 798 199                 | 277 433                                     | 677 591           |
| Oklahoma                    | 5 088 578          | 1 870 184          | 1 063 644                       | 394 852                          | 152 713                   | 236 136             | 292 403            | 595 975                 | 173 321                                     | 309 350           |
| Oregon                      | 4 091 371          | 1 274 766          | 972 768                         | 251 575                          | 547 107                   | 238 418             | 279 661            | 173 066                 | 137 714                                     | 216 295           |
| Pennsylvania                | 21 525 877         | 8 762 477          | 5 809 303                       | 897 211                          | 1 841 828                 | 639 175             | 1 514 539          | 116 394                 | 1 002 648                                   | 942 302           |
| Rhode Island                | 1 785 997          | 634 845            | 393 549                         | 76 375                           | 159 952                   | 59 079              | 323 706            | 1 391                   | 37 466                                      | 99 634            |
| South Carolina              | 4 762 534          | 1 611 805          | 1 095 677                       | 572 843                          | 307 811                   | 269 270             | 351 858            | 173 602                 | 127 492                                     | 252 175           |
| South Dakota                | 1 994 509          | 308 237            | 214 984                         | 60 448                           | 18 563                    | 39 349              | 80 616             | 1 026 079               | 15 865                                      | 230 369           |
| Tennessee                   | 8 030 909          | 3 228 839          | 1 713 771                       | 681 578                          | 510 727                   | 454 424             | 597 930            | 324 901                 | 157 500                                     | 361 240           |
| Texas                       | 26 869 947         | 8 797 431          | 5 362 719                       | 2 900 212                        | 1 225 521                 | 1 270 164           | 1 447 904          | 2 962 237               | 723 804                                     | 2 179 956         |
| Utah                        | 1 679 132          | 550 075            | 353 174                         | 145 211                          | 145 616                   | 66 827              | 96 125             | 44 511                  | 100 042                                     | 177 551           |
| Vermont                     | 679 551            | 249 570            | 150 528                         | 36 727                           | 52 711                    | 31 103              | 68 557             | 13 003                  | 11 414                                      | 65 937            |
| Virginia                    | 7 997 772          | 2 570 854          | 1 814 431                       | 594 683                          | 258 965                   | 262 644             | 623 667            | 153 952                 | 916 078                                     | 802 498           |
| Washington                  | 6 987 990          | 2 056 879          | 1 546 608                       | 387 537                          | 1 124 823                 | 260 877             | 441 867            | 453 590                 | 274 938                                     | 440 871           |
| West Virginia               | 2 678 520          | 1 091 734          | 710 324                         | 183 147                          | 118 352                   | 178 432             | 179 427            | 21 206                  | 67 107                                      | 128 791           |
| Wisconsin                   | 6 475 217          | 2 143 886          | 1 523 901                       | 310 018                          | 700 828                   | 152 678             | 453 523            | 562 488                 | 106 962                                     | 520 933           |
| Wyoming                     | 528 417            | 181 998            | 117 374                         | 39 483                           | 24 584                    | 19 259              | 37 721             | 52 362                  | 23 351                                      | 32 285            |
| American Samoa              | 654                | -                  | -                               | -                                | -                         | -                   | -                  | -                       | -   | 654               |
| Fed. States of Micronesia   | 3 435              | -                  | -                               | -                                | -                         | -                   | 85                 | -                       | -   | 3 350             |
| Guam                        | 74 664             | 741                | 487                             | -                                | -                         | 37 172              | 17 901             | -                       | 13 006                                      | 5 357             |
| Marshall Islands            | 11                 | -                  | -                               | -                                | -                         | -                   | -                  | -                       | -   | 11                |
| Northern Marianas           | 3 969              | -                  | -                               | -                                | -                         | -                   | 2 327              | 108                     | -   | 1 534             |
| Palau                       | 164                | -                  | -                               | -                                | -                         | -                   | 164                | -                       | -   | -                 |
| Puerto Rico                 | 2 696 710          | 519 805            | 796 591                         | 3 510                            | 244 711                   | -                   | 487 892            | 26 265                  | 62 555                                      | 555 381           |
| Virgin Islands              | 101 527            | 13 031             | 8 751                           | -                                | 3 953                     | 17 631              | 53 413             | 781                     | -   | 3 968             |
| Undistributed               | -                  | -                  | -                               | -                                | -                         | -                   | -                  | -                       | -   | -                 |

**Table 4. Federal Government Expenditure for Grants, by Agency, by State and Outlying Area: Fiscal Year 2001**

[In thousand dollars. Detail may not add to total because of rounding. For meaning of abbreviations and symbols, see introductory text]

| State and outlying area             | Total              | Department of Agriculture | Appalachian Regional Commission | Department of Commerce | Corporation for National and Community Service | Corporation for Public Broadcasting | Department of Defense | Department of Education |
|-------------------------------------|--------------------|---------------------------|---------------------------------|------------------------|--|-------------------------------------|-----------------------|-------------------------|
| <b>United States, total . . .</b>   | <b>338 977 112</b> | <b>21 272 268</b>         | <b>62 199</b>                   | <b>1 569 731</b>       | <b>553 328</b>                                 | <b>321 212</b>                      | <b>2 469 662</b>      | <b>31 337 664</b>       |
| Alabama . . . . .                   | 5 297 519          | 386 950                   | 5 035                           | 18 975                 | 6 667  | 2 341                               | 18 425                | 499 909                 |
| Alaska . . . . .                    | 2 313 676          | 119 997                   | -                               | 101 763                | 4 430  | 7 458                               | 20 036                | 264 671                 |
| Arizona . . . . .                   | 5 190 286          | 329 043                   | -                               | 8 956                  | 6 802  | 5 749                               | 56 496                | 653 349                 |
| Arkansas . . . . .                  | 3 448 473          | 294 874                   | -                               | 11 738                 | 7 033  | 1 524                               | 29 238                | 310 843                 |
| California . . . . .                | 39 797 059         | 2 421 124                 | -                               | 148 645                | 42 611   | 31 028                              | 333 567               | 3 492 711               |
| Colorado . . . . .                  | 3 915 616          | 223 894                   | -                               | 54 863                 | 3 797  | 3 356                               | 21 655                | 370 229                 |
| Connecticut . . . . .               | 4 363 837          | 161 239                   | -                               | 23 295                 | 8 319  | 2 721                               | 20 458                | 317 423                 |
| Delaware . . . . .                  | 891 525            | 47 358                    | -                               | 7 502                  | 1 790  | -                                   | 11 566                | 94 213                  |
| District of Columbia . . . . .      | 4 020 260          | 53 568                    | 15                              | 16 933                 | 34 251   | 8 956                               | 56 064                | 324 228                 |
| Florida . . . . .                   | 13 665 898         | 918 406                   | -                               | 42 120                 | 13 805   | 13 666                              | 116 668               | 1 441 880               |
| Georgia . . . . .                   | 7 929 193          | 686 107                   | 4 126                           | 19 688                 | 13 491   | 4 338                               | 33 539                | 819 243                 |
| Hawaii . . . . .                    | 1 513 654          | 95 681                    | -                               | 32 849                 | 3 343  | 2 069                               | 28 521                | 209 401                 |
| Idaho . . . . .                     | 1 505 394          | 116 967                   | -                               | 11 993                 | 4 062  | 1 178                               | 23 631                | 141 073                 |
| Illinois . . . . .                  | 11 883 412         | 581 789                   | -                               | 31 090                 | 15 663   | 9 491                               | 70 565                | 1 221 711               |
| Indiana . . . . .                   | 5 849 589          | 303 927                   | -                               | 9 007                  | 9 077  | 5 951                               | 18 469                | 525 220                 |
| Iowa . . . . .                      | 3 079 188          | 210 538                   | -                               | 7 149                  | 5 874  | 3 055                               | 4 111                 | 263 685                 |
| Kansas . . . . .                    | 2 721 099          | 276 399                   | -                               | 8 803                  | 6 869  | 2 616                               | 18 255                | 318 003                 |
| Kentucky . . . . .                  | 5 100 060          | 312 341                   | 9 499                           | 42 982                 | 6 684  | 4 164                               | 17 973                | 474 573                 |
| Louisiana . . . . .                 | 6 172 670          | 447 613                   | -                               | 22 196                 | 7 737  | 3 025                               | 60 433                | 582 398                 |
| Maine . . . . .                     | 1 904 678          | 94 777                    | -                               | 22 738                 | 4 335  | 1 497                               | 30 825                | 149 891                 |
| Maryland . . . . .                  | 7 586 493          | 254 589                   | 963                             | 25 779                 | 11 492   | 4 399                               | 150 533               | 492 937                 |
| Massachusetts . . . . .             | 9 718 300          | 309 651                   | -                               | 40 932                 | 19 828   | 12 688                              | 147 370               | 666 648                 |
| Michigan . . . . .                  | 10 886 636         | 557 527                   | -                               | 43 164                 | 14 520   | 7 245                               | 70 644                | 1 094 255               |
| Minnesota . . . . .                 | 5 260 420          | 271 730                   | -                               | 21 468                 | 12 185   | 11 298                              | 45 541                | 454 287                 |
| Mississippi . . . . .               | 4 246 476          | 425 150                   | 4 655                           | 27 048                 | 14 997   | 1 815                               | 18 702                | 386 513                 |
| Missouri . . . . .                  | 6 865 190          | 370 371                   | -                               | 10 767                 | 12 699   | 4 456                               | 25 015                | 535 313                 |
| Montana . . . . .                   | 1 665 117          | 183 896                   | -                               | 8 590                  | 3 832  | 1 038                               | 2 198                 | 190 946                 |
| Nebraska . . . . .                  | 2 054 336          | 225 619                   | 25                              | 5 437                  | 3 702  | 5 316                               | 16 329                | 192 661                 |
| Nevada . . . . .                    | 1 441 815          | 88 326                    | -                               | 8 885                  | 3 143  | 2 379                               | 6 749                 | 166 681                 |
| New Hampshire . . . . .             | 1 287 637          | 54 801                    | -                               | 60 830                 | 3 692  | 1 300                               | 11 165                | 103 048                 |
| New Jersey . . . . .                | 8 477 717          | 347 046                   | -                               | 48 170                 | 11 900   | 3 117                               | 59 321                | 726 560                 |
| New Mexico . . . . .                | 3 586 176          | 175 611                   | -                               | 12 728                 | 4 992  | 2 739                               | 48 064                | 460 128                 |
| New York . . . . .                  | 32 896 648         | 1 353 600                 | 3 021                           | 77 203                 | 42 161   | 28 077                              | 126 371               | 2 259 275               |
| North Carolina . . . . .            | 9 122 484          | 537 131                   | 3 523                           | 44 702                 | 9 289  | 40 690                              | 37 868                | 735 093                 |
| North Dakota . . . . .              | 1 284 101          | 218 178                   | -                               | 5 861                  | 1 433  | 1 222                               | 12 236                | 133 094                 |
| Ohio . . . . .                      | 11 761 590         | 525 628                   | 5 072                           | 30 162                 | 15 224   | 9 731                               | 36 382                | 1 066 871               |
| Oklahoma . . . . .                  | 4 119 052          | 337 304                   | -                               | 17 013                 | 6 378  | 2 128                               | 18 656                | 477 508                 |
| Oregon . . . . .                    | 4 307 622          | 357 110                   | -                               | 59 700                 | 9 428  | 3 844                               | 15 487                | 360 268                 |
| Pennsylvania . . . . .              | 14 847 321         | 587 154                   | 6 150                           | 31 081                 | 23 091   | 9 611                               | 165 311               | 1 136 455               |
| Rhode Island . . . . .              | 1 607 491          | 59 495                    | -                               | 9 384                  | 4 643  | 679                                 | 20 004                | 120 606                 |
| South Carolina . . . . .            | 4 729 934          | 304 040                   | 2 753                           | 70 024                 | 4 412  | 4 131                               | 61 998                | 433 365                 |
| South Dakota . . . . .              | 1 254 320          | 145 812                   | -                               | 5 010                  | 1 936  | 1 163                               | 8 560                 | 163 196                 |
| Tennessee . . . . .                 | 7 026 737          | 376 886                   | 5 938                           | 16 207                 | 8 570  | 4 503                               | 11 994                | 547 752                 |
| Texas . . . . .                     | 21 675 167         | 2 003 258                 | -                               | 52 371                 | 23 737   | 11 763                              | 125 487               | 2 848 060               |
| Utah . . . . .                      | 2 244 221          | 134 750                   | -                               | 5 787                  | 5 267  | 4 332                               | 27 944                | 225 600                 |
| Vermont . . . . .                   | 1 069 491          | 53 099                    | -                               | 2 185                  | 2 689  | 5 687                               | 8 062                 | 98 537                  |
| Virginia . . . . .                  | 5 908 475          | 390 167                   | 4 112                           | 30 285                 | 28 689   | 1 409                               | 81 952                | 665 880                 |
| Washington . . . . .                | 6 793 672          | 372 222                   | -                               | 87 527                 | 15 875   | 4 981                               | 47 601                | 580 739                 |
| West Virginia . . . . .             | 2 970 765          | 146 490                   | 7 312                           | 18 018                 | 7 467  | 7 682                               | 24 462                | 242 872                 |
| Wisconsin . . . . .                 | 5 842 551          | 248 553                   | -                               | 24 633                 | 8 898  | 1 190                               | 37 784                | 533 320                 |
| Wyoming . . . . .                   | 1 213 097          | 50 017                    | -                               | 1 019                  | 1 345  | 766                                 | 785                   | 102 593                 |
| American Samoa . . . . .            | 57 967             | 6 411                     | -                               | 1 653                  | 653  | 800                                 | -                     | -                       |
| Fed. States of Micronesia . . . . . | 93 684             | 1 910                     | -                               | -                      | -  | -                                   | -                     | 8 742                   |
| Guam . . . . .                      | 175 980            | 24 080                    | -                               | 201                    | -  | 622                                 | 64                    | 3 127                   |
| Marshall Islands . . . . .          | 47 588             | 879                       | -                               | -                      | -  | -                                   | -                     | -                       |
| Northern Marianas . . . . .         | 60 026             | 4 686                     | -                               | 1 834                  | 739  | -                                   | -                     | -                       |
| Palau . . . . .                     | 34 822             | 5                         | -                               | -                      | -  | -                                   | -                     | -                       |
| Puerto Rico . . . . .               | 3 899 445          | 1 661 536                 | -                               | 17 067                 | 7 031  | 3 520                               | 7 119                 | 619 525                 |
| Virgin Islands . . . . .            | 110 744            | 17 231                    | -                               | 3 719                  | 753  | 553                                 | 1 408                 | 30 554                  |
| Undistributed . . . . .             | 182 720            | 7 731                     | -                               | -                      | -  | 155                                 | -                     | -                       |

See footnotes at end of table.

**Table 4. Federal Government Expenditure for Grants, by Agency, by State and Outlying Area: Fiscal Year 2001—Con.**

[In thousand dollars. Detail may not add to total because of rounding. For meaning of abbreviations and symbols, see introductory text]

| State and outlying area        | Department of Energy | Environmental Protection Agency | Equal Employment Opportunity Commission | Federal Emergency Management Agency | Department of Health and Human Services | Department of Housing and Urban Development | Institute of Museum and Library Services | Department of the Interior |
|--------------------------------|----------------------|---------------------------------|---|-------------------------------------|---|---|--|----------------------------|
| <b>United States, total ..</b> | <b>1 607 852</b>     | <b>4 077 404</b>                | <b>29 703</b>                           | <b>2 916 710</b>                    | <b>205 615 940</b>                      | <b>5 933 861</b>                            | <b>436 546</b>                           | <b>2 656 322</b>           |
| Alabama .....                  | 31 986               | 54 490                          | -                                       | 38 834                              | 3 005 923                               | 73 473                                      | 5 376                                    | 25 073                     |
| Alaska .....                   | 11 012               | 85 248                          | 166                                     | 6 670                               | 937 775                                 | 12 092                                      | 2 389                                    | 56 984                     |
| Arizona .....                  | 14 461               | 60 402                          | 475                                     | 15 814                              | 2 911 808                               | 78 585                                      | 6 455                                    | 96 530                     |
| Arkansas .....                 | 2 402                | 36 262                          | -                                       | 195 084                             | 1 932 050                               | 32 841                                      | 3 215                                    | 8 899                      |
| California .....               | 182 034              | 320 783                         | 3 090                                   | 97 373                              | 25 233 821                              | 761 373                                     | 37 031                                   | 180 464                    |
| Colorado .....                 | 52 592               | 49 955                          | 452                                     | 17 297                              | 2 062 696                               | 63 868                                      | 5 801                                    | 104 707                    |
| Connecticut .....              | 52 267               | 48 969                          | 721                                     | 5 200                               | 2 850 823                               | 66 816                                      | 6 381                                    | 7 322                      |
| Delaware .....                 | 8 063                | 26 356                          | 185                                     | 1 976                               | 488 080                                 | 13 132                                      | 1 556                                    | 4 912                      |
| District of Columbia .....     | 41 122               | 116 325                         | 141                                     | 10 928                              | 1 490 512                               | 50 566                                      | 2 742                                    | 12 317                     |
| Florida .....                  | 38 820               | 117 565                         | 1 325                                   | 515 942                             | 7 871 198                               | 232 055                                     | 16 161                                   | 6 599                      |
| Georgia .....                  | 37 126               | 66 447                          | 146                                     | 16 918                              | 4 716 313                               | 123 915                                     | 8 387                                    | 6 778                      |
| Hawaii .....                   | 5 045                | 25 730                          | 157                                     | 10 110                              | 688 178                                 | 25 685                                      | 3 224                                    | 7 978                      |
| Idaho .....                    | 7 153                | 32 577                          | 306                                     | 4 013                               | 733 968                                 | 14 512                                      | 2 607                                    | 42 386                     |
| Illinois .....                 | 62 867               | 173 495                         | 1 544                                   | 36 798                              | 7 227 991                               | 264 195                                     | 15 116                                   | 19 489                     |
| Indiana .....                  | 35 825               | 75 183                          | 533                                     | 14 103                              | 3 674 599                               | 102 664                                     | 6 581                                    | 11 254                     |
| Iowa .....                     | 18 865               | 52 181                          | 819                                     | 16 714                              | 1 886 959                               | 53 137                                      | 5 695                                    | 5 357                      |
| Kansas .....                   | 10 606               | 38 968                          | 394                                     | 4 681                               | 1 500 100                               | 42 348                                      | 3 383                                    | 18 653                     |
| Kentucky .....                 | 9 455                | 42 703                          | 210                                     | 23 594                              | 3 217 789                               | 90 713                                      | 5 793                                    | 14 502                     |
| Louisiana .....                | 7 302                | 68 112                          | -                                       | 113 502                             | 3 917 238                               | 140 269                                     | 5 900                                    | 44 521                     |
| Maine .....                    | 3 302                | 33 811                          | 273                                     | 8 477                               | 1 276 038                               | 22 607                                      | 2 442                                    | 7 122                      |
| Maryland .....                 | 29 177               | 91 169                          | 596                                     | 12 921                              | 4 578 678                               | 95 094                                      | 10 691                                   | 11 058                     |
| Massachusetts .....            | 130 414              | 131 856                         | 1 530                                   | 38 284                              | 6 731 063                               | 186 407                                     | 10 865                                   | 10 334                     |
| Michigan .....                 | 62 188               | 138 075                         | 528                                     | 228 849                             | 6 764 298                               | 222 126                                     | 11 382                                   | 9 558                      |
| Minnesota .....                | 19 704               | 67 104                          | 541                                     | 27 857                              | 3 350 216                               | 82 964                                      | 12 190                                   | 8 329                      |
| Mississippi .....              | 8 040                | 43 254                          | -                                       | 50 919                              | 2 529 129                               | 52 021                                      | 3 508                                    | 8 560                      |
| Missouri .....                 | 14 008               | 101 560                         | 669                                     | 7 918                               | 4 415 607                               | 123 114                                     | 9 688                                    | 7 940                      |
| Montana .....                  | 4 739                | 46 753                          | 272                                     | 26 558                              | 660 516                                 | 17 473                                      | 2 013                                    | 80 109                     |
| Nebraska .....                 | 6 134                | 35 617                          | 706                                     | 9 161                               | 1 158 359                               | 29 141                                      | 2 618                                    | 2 153                      |
| Nevada .....                   | 27 928               | 32 498                          | 514                                     | 3 466                               | 660 477                                 | 24 759                                      | 2 740                                    | 37 784                     |
| New Hampshire .....            | 5 880                | 41 926                          | 90                                      | 6 117                               | 711 948                                 | 18 428                                      | 3 850                                    | 8 199                      |
| New Jersey .....               | 34 021               | 109 601                         | 617                                     | 27 865                              | 5 304 992                               | 183 601                                     | 9 608                                    | 2 929                      |
| New Mexico .....               | 71 233               | 39 453                          | 283                                     | 5 874                               | 1 788 478                               | 31 566                                      | 2 895                                    | 436 862                    |
| New York .....                 | 114 768              | 253 408                         | 1 987                                   | 224 019                             | 24 127 001                              | 646 964                                     | 23 636                                   | 16 381                     |
| North Carolina .....           | 16 793               | 99 797                          | 150                                     | 127 607                             | 5 998 487                               | 117 200                                     | 9 464                                    | 5 457                      |
| North Dakota .....             | 9 498                | 24 606                          | 139                                     | 69 488                              | 468 701                                 | 11 278                                      | 1 300                                    | 32 183                     |
| Ohio .....                     | 39 263               | 73 963                          | 1 925                                   | 16 774                              | 7 973 815                               | 236 171                                     | 11 831                                   | 3 227                      |
| Oklahoma .....                 | 10 273               | 65 159                          | 417                                     | 185 689                             | 2 318 248                               | 62 363                                      | 4 635                                    | 14 224                     |
| Oregon .....                   | 15 040               | 51 925                          | 569                                     | 20 764                              | 2 589 426                               | 52 248                                      | 4 622                                    | 38 920                     |
| Pennsylvania .....             | 94 674               | 197 186                         | 1 968                                   | 28 457                              | 9 761 116                               | 346 710                                     | 17 245                                   | 57 920                     |
| Rhode Island .....             | 3 693                | 28 618                          | 161                                     | 2 930                               | 1 016 245                               | 26 237                                      | 2 647                                    | 4 524                      |
| South Carolina .....           | 31 629               | 57 098                          | 589                                     | 13 425                              | 2 984 006                               | 63 993                                      | 4 525                                    | 1 753                      |
| South Dakota .....             | 1 816                | 33 633                          | 176                                     | 12 684                              | 523 292                                 | 12 722                                      | 1 521                                    | 40 905                     |
| Tennessee .....                | 19 025               | 31 235                          | 339                                     | 19 258                              | 4 737 037                               | 78 766                                      | 6 484                                    | 255                        |
| Texas .....                    | 52 136               | 348 780                         | 962                                     | 528 687                             | 11 663 726                              | 419 032                                     | 22 212                                   | 48 064                     |
| Utah .....                     | 14 909               | 26 413                          | 354                                     | 11 361                              | 1 153 518                               | 32 187                                      | 2 796                                    | 88 842                     |
| Vermont .....                  | 2 954                | 24 854                          | 61                                      | 4 208                               | 627 081                                 | 12 589                                      | 2 423                                    | 7 852                      |
| Virginia .....                 | 35 519               | 88 993                          | 251                                     | 31 318                              | 2 839 546                               | 79 446                                      | 9 884                                    | 20 022                     |
| Washington .....               | 42 362               | 71 549                          | 727                                     | 68 453                              | 4 160 753                               | 87 429                                      | 7 436                                    | 46 421                     |
| West Virginia .....            | 13 028               | 67 280                          | 226                                     | 62 368                              | 1 649 967                               | 40 053                                      | 3 341                                    | 86 415                     |
| Wisconsin .....                | 35 836               | 87 268                          | 1 025                                   | 33 518                              | 3 663 126                               | 105 485                                     | 6 933                                    | 13 074                     |
| Wyoming .....                  | 6 964                | 28 059                          | 130                                     | 4 153                               | 276 969                                 | 5 167                                       | 1 155                                    | 498 223                    |
| American Samoa .....           | 274                  | 861                             | -                                       | -15 090                             | 14 515                                  | 927   | 202                                      | 33 875                     |
| Fed. States of Micronesia ..   | -                    | -                               | -                                       | -2 286                              | 3 277                                   | -   | -  | 80 507                     |
| Guam .....                     | 251                  | 1 730                           | -                                       | 7 785                               | 30 846                                  | 6 115                                       | 224                                      | 64 934                     |
| Marshall Islands .....         | -                    | -                               | -                                       | 53                                  | 4 281                                   | -   | -  | 41 656                     |
| Northern Marianas .....        | 192                  | 2 147                           | -                                       | 642                                 | 10 823                                  | 1 296                                       | 184                                      | 17 069                     |
| Palau .....                    | -                    | -                               | -                                       | -500                                | 2 383                                   | 200   | -  | 32 384                     |
| Puerto Rico .....              | 1 188                | -318                            | 257                                     | -48 000                             | 706 444                                 | 154 704                                     | 4 620                                    | 127                        |
| Virgin Islands .....           | -4                   | 8 732                           | 11                                      | -90 875                             | 33 692                                  | 3 038                                       | 192                                      | 55 440                     |
| Undistributed .....            | -                    | -                               | -                                       | -                                   | -                                       | -   | 58 753                                   | 6                          |

See footnotes at end of table.

**Table 4. Federal Government Expenditure for Grants, by Agency, by State and Outlying Area: Fiscal Year 2001—Con.**

[In thousand dollars. Detail may not add to total because of rounding. For meaning of abbreviations and symbols, see introductory text]

| State and outlying area        | Department of Justice <sup>1</sup> | Department of Labor | National Aeronautics and Space Administration | National Archives and Records Administration | National Endowment for the Arts | National Endowment for the Humanities | National Science Foundation | Small Business Administration |
|--------------------------------|------------------------------------|---------------------|---|--|---------------------------------|---------------------------------------|-----------------------------|-------------------------------|
| <b>United States, total ..</b> | <b>5 328 559</b>                   | <b>8 219 494</b>    | <b>992 187</b>                                | <b>6 294</b>                                 | <b>87 850</b>                   | <b>101 446</b>                        | <b>3 330 358</b>            | <b>12 763</b>                 |
| Alabama .....                  | 57 661                             | 126 077             | 48 940  | -  | 849                             | 1 009                                 | 25 962                      | -                             |
| Alaska .....                   | 24 691                             | 72 127              | 5 904   | -  | 617                             | 680                                   | 35 957                      | -                             |
| Arizona .....                  | 135 843                            | 138 340             | 21 685  | 50   | 1 490                           | 1 053                                 | 69 902                      | 300                           |
| Arkansas .....                 | 36 679                             | 87 576              | 420   | -  | 533                             | 801                                   | 10 936                      | 70                            |
| California .....               | 919 766                            | 1 203 887           | 166 047                                       | 511  | 6 553                           | 7 632                                 | 537 716                     | 225                           |
| Colorado .....                 | 74 355                             | 86 477              | 25 439  | 36   | 1 898                           | 1 206                                 | 219 127                     | 125                           |
| Connecticut .....              | 59 183                             | 104 890             | 17 595  | 241  | 1 361                           | 1 276                                 | 19 480                      | 225                           |
| Delaware .....                 | 16 294                             | 21 467              | 1 335   | -  | 620                             | 943                                   | 16 437                      | -                             |
| District of Columbia .....     | 89 440                             | 190 057             | 15 888  | 660  | 3 586                           | 2 886                                 | 131 423                     | 3 021                         |
| Florida .....                  | 330 470                            | 265 189             | 25 554  | 110  | 1 424                           | 1 714                                 | 99 631                      | 288                           |
| Georgia .....                  | 169 320                            | 156 368             | 16 364  | 73   | 1 952                           | 1 158                                 | 74 414                      | 150                           |
| Hawaii .....                   | 22 289                             | 59 449              | 21 561  | -  | 990                             | 1 081                                 | 23 740                      | 228                           |
| Idaho .....                    | 24 511                             | 43 146              | 3 303   | -  | 655                             | 556                                   | 6 647                       | -                             |
| Illinois .....                 | 228 077                            | 316 393             | 12 816  | 188  | 2 655                           | 4 313                                 | 175 700                     | 150                           |
| Indiana .....                  | 68 076                             | 109 406             | 4 163   | 113  | 810                             | 1 543                                 | 63 796                      | 118                           |
| Iowa .....                     | 37 974                             | 62 191              | 7 596   | 14   | 700                             | 1 492                                 | 32 935                      | 253                           |
| Kansas .....                   | 39 298                             | 54 568              | 3 784   | 12   | 683                             | 1 217                                 | 23 024                      | 150                           |
| Kentucky .....                 | 78 283                             | 105 389             | 2 252   | -  | 1 163                           | 746                                   | 21 261                      | 739                           |
| Louisiana .....                | 64 531                             | 116 668             | 8 105   | -  | 1 257                           | 1 497                                 | 23 023                      | -                             |
| Maine .....                    | 22 484                             | 44 135              | 1 647   | 93   | 796                             | 1 157                                 | 13 813                      | 125                           |
| Maryland .....                 | 119 744                            | 204 198             | 78 447  | 215  | 2 639                           | 2 727                                 | 73 191                      | 150                           |
| Massachusetts .....            | 102 795                            | 155 494             | 61 032  | 575  | 3 317                           | 7 428                                 | 174 218                     | 425                           |
| Michigan .....                 | 116 732                            | 254 019             | 11 615  | -  | 1 317                           | 2 694                                 | 130 390                     | 475                           |
| Minnesota .....                | 59 747                             | 97 888              | 5 955   | 158  | 3 222                           | 2 110                                 | 54 696                      | 230                           |
| Mississippi .....              | 36 958                             | 76 969              | 13 046  | -  | 669                             | 948                                   | 22 777                      | -                             |
| Missouri .....                 | 83 245                             | 125 816             | 24 786  | 300  | 2 182                           | 1 230                                 | 32 785                      | 150                           |
| Montana .....                  | 29 262                             | 46 205              | 13 473  | -  | 768                             | 1 186                                 | 21 535                      | 100                           |
| Nebraska .....                 | 30 453                             | 36 765              | 2 507   | 43   | 715                             | 1 205                                 | 15 280                      | 150                           |
| Nevada .....                   | 62 311                             | 48 880              | 1 746   | 20   | 847                             | 522                                   | 13 293                      | 328                           |
| New Hampshire .....            | 30 729                             | 23 680              | 9 726   | 133  | 744                             | 868                                   | 7 798                       | -                             |
| New Jersey .....               | 127 944                            | 225 805             | 11 771  | 261  | 1 210                           | 2 723                                 | 48 537                      | 294                           |
| New Mexico .....               | 45 811                             | 69 279              | 11 156  | 38   | 1 392                           | 1 834                                 | 25 004                      | 579                           |
| New York .....                 | 467 180                            | 601 150             | 36 872  | 614  | 14 197                          | 13 901                                | 198 294                     | 300                           |
| North Carolina .....           | 99 189                             | 185 247             | 11 668  | 98   | 1 486                           | 1 566                                 | 76 640                      | 300                           |
| North Dakota .....             | 17 618                             | 26 643              | 4 016   | -  | 635                             | 728                                   | 8 348                       | 200                           |
| Ohio .....                     | 136 978                            | 276 835             | 42 379  | 22   | 1 943                           | 2 257                                 | 72 386                      | 132                           |
| Oklahoma .....                 | 50 836                             | 73 003              | 7 047   | -  | 968                             | 781                                   | 19 226                      | 290                           |
| Oregon .....                   | 60 029                             | 156 392             | 4 708   | -  | 1 166                           | 1 139                                 | 59 434                      | 322                           |
| Pennsylvania .....             | 139 549                            | 348 470             | 21 337  | 253  | 2 627                           | 2 016                                 | 65 013                      | 130                           |
| Rhode Island .....             | 30 770                             | 37 736              | 4 083   | 163  | 1 075                           | 1 160                                 | 10 023                      | -                             |
| South Carolina .....           | 60 436                             | 85 823              | 6 963   | 218  | 1 157                           | 953                                   | 27 043                      | -                             |
| South Dakota .....             | 23 987                             | 31 075              | 1 413   | -  | 652                             | 707                                   | 12 382                      | 104                           |
| Tennessee .....                | 79 873                             | 144 973             | 7 808   | 195  | 1 069                           | 1 644                                 | 25 512                      | -                             |
| Texas .....                    | 325 127                            | 510 971             | 81 728  | 80   | 2 393                           | 3 859                                 | 137 172                     | 714                           |
| Utah .....                     | 38 380                             | 53 451              | 4 164   | 75   | 839                             | 694                                   | 27 253                      | 150                           |
| Vermont .....                  | 20 487                             | 26 692              | 584   | -  | 878                             | 842                                   | 7 327                       | -                             |
| Virginia .....                 | 145 256                            | 254 667             | 45 378  | 506  | 1 204                           | 3 082                                 | 91 402                      | -                             |
| Washington .....               | 109 590                            | 210 028             | 10 292  | -  | 1 698                           | 1 747                                 | 91 362                      | 150                           |
| West Virginia .....            | 33 994                             | 75 262              | 30 471  | 10   | 706                             | 598                                   | 68 703                      | -                             |
| Wisconsin .....                | 72 367                             | 138 719             | 11 417  | 200  | 1 103                           | 2 169                                 | 65 822                      | 397                           |
| Wyoming .....                  | 13 973                             | 21 138              | 393   | 5  | 618                             | 524                                   | 7 361                       | -                             |
| American Samoa .....           | 3 782                              | 1 585               | -   | 10   | 478                             | 240                                   | -                           | 150                           |
| Fed. States of Micronesia ..   | -                                  | 1 534               | -   | -  | -                               | -                                     | -                           | -                             |
| Guam .....                     | 7 392                              | 4 637               | -   | -  | 240                             | 281                                   | 50                          | -                             |
| Marshall Islands .....         | -                                  | 719                 | -   | -  | -                               | -                                     | -                           | -                             |
| Northern Marianas .....        | 4 151                              | 768                 | -   | -  | 238                             | 255                                   | -                           | -                             |
| Palau .....                    | -1                                 | 352                 | -   | -  | -                               | -                                     | -                           | -                             |
| Puerto Rico .....              | 33 643                             | 215 124             | 3 806   | -  | 606                             | 616                                   | 14 627                      | 226                           |
| Virgin Islands .....           | 9 015                              | 7 699               | -   | -  | 259                             | 256                                   | 549                         | 150                           |
| Undistributed .....            | -                                  | -                   | -   | -  | -                               | -                                     | -                           | -                             |

See footnotes at end of table.

**Table 4. Federal Government Expenditure for Grants, by Agency, by State and Outlying Area: Fiscal Year 2001—Con.**

[In thousand dollars. Detail may not add to total because of rounding. For meaning of abbreviations and symbols, see introductory text]

| State and outlying area        | Social Security Administration | Department of State | State Justice Institute | Tennessee Valley Authority | Department of Transportation | Department of the Treasury <sup>2 3</sup> | Department of Veterans Affairs | Other         |
|--------------------------------|--------------------------------|---------------------|-------------------------|----------------------------|------------------------------|---|--------------------------------|---------------|
| <b>United States, total ..</b> | <b>14 200</b>                  | <b>171 023</b>      | <b>4 975</b>            | <b>315 075</b>             | <b>37 630 138</b>            | <b>1 510 895</b>                          | <b>325 239</b>                 | <b>66 217</b> |
| Alabama .....                  | -                              | 792                 | 19                      | 74 933                     | 780 973                      | 505                                       | 6 055                          | 286           |
| Alaska .....                   | -                              | 347                 | 24                      | -                          | 542 122                      | 55  | -                              | 458           |
| Arizona .....                  | -                              | 2 848               | 33                      | -                          | 566 994                      | 2 859                                     | 3 434                          | 532           |
| Arkansas .....                 | -                              | 563                 | 1                       | -                          | 443 097                      | 111                                       | 1 247                          | 434           |
| California .....               | 658                            | 19 867              | 385                     | -                          | 3 611 033                    | 9 444                                     | 13 752                         | 13 927        |
| Colorado .....                 | -                              | 3 391               | 328                     | -                          | 458 170                      | 505                                       | 6 503                          | 2 894         |
| Connecticut .....              | -                              | 2 193               | -                       | -                          | 578 795                      | 285                                       | 5 509                          | 848           |
| Delaware .....                 | -                              | 418                 | 3                       | -                          | 127 211                      | 36  | -                              | 72            |
| District of Columbia .....     | 377                            | 17 008              | 281                     | -                          | 301 760                      | 1 043 862                                 | -                              | 1 343         |
| Florida .....                  | -                              | 4 287               | 36                      | -                          | 1 571 839                    | 11 644                                    | 5 687                          | 1 816         |
| Georgia .....                  | -                              | 3 137               | 18                      | 4 650                      | 933 301                      | 967                                       | 10 198                         | 558           |
| Hawaii .....                   | -                              | 783                 | 90                      | -                          | 244 707                      | 407                                       | -                              | 359           |
| Idaho .....                    | -                              | 448                 | 119                     | -                          | 283 569                      | 348                                       | 5 015                          | 649           |
| Illinois .....                 | 3 356                          | 8 737               | 118                     | 287                        | 1 374 866                    | 4 731                                     | 17 321                         | 1 900         |
| Indiana .....                  | -                              | 2 544               | 13                      | -                          | 800 199                      | 479                                       | 5 086                          | 852           |
| Iowa .....                     | 481                            | 2 110               | 4                       | -                          | 388 210                      | 231                                       | 10 293                         | 565           |
| Kansas .....                   | -                              | 1 254               | 1                       | -                          | 343 607                      | 149                                       | 2 779                          | 498           |
| Kentucky .....                 | -                              | 1 174               | 77                      | 20 072                     | 590 207                      | 274                                       | 5 130                          | 320           |
| Louisiana .....                | -                              | 2 111               | 1                       | -                          | 529 376                      | 318                                       | 5 427                          | 109           |
| Maine .....                    | -                              | 556                 | 24                      | -                          | 155 649                      | 106                                       | 5 875                          | 82            |
| Maryland .....                 | -                              | 3 522               | 132                     | -                          | 1 323 595                    | 545                                       | 5 358                          | 1 956         |
| Massachusetts .....            | 2 084                          | 9 956               | 78                      | -                          | 747 842                      | 1 119                                     | 10 457                         | 3 611         |
| Michigan .....                 | 2 078                          | 4 450               | 484                     | -                          | 1 120 446                    | 1 908                                     | 14 792                         | 877           |
| Minnesota .....                | 600                            | 2 822               | 13                      | -                          | 634 753                      | 452                                       | 11 821                         | 540           |
| Mississippi .....              | -                              | 980                 | 16                      | 16 762                     | 491 928                      | 528                                       | 10 582                         | -             |
| Missouri .....                 | -                              | 2 303               | 6                       | -                          | 937 265                      | 1 163                                     | 14 151                         | 682           |
| Montana .....                  | -                              | 1 752               | -                       | -                          | 318 532                      | 27  | 2 875                          | 468           |
| Nebraska .....                 | -                              | 845                 | 12                      | -                          | 263 268                      | 295                                       | 9 680                          | 140           |
| Nevada .....                   | -                              | 369                 | 262                     | -                          | 246 451                      | 295                                       | -                              | 164           |
| New Hampshire .....            | 489                            | 432                 | 131                     | -                          | 177 798                      | 179                                       | 2 738                          | 921           |
| New Jersey .....               | -                              | 2 653               | 16                      | -                          | 1 169 835                    | 2 401                                     | 14 469                         | 449           |
| New Mexico .....               | 661                            | 1 640               | 152                     | -                          | 343 789                      | 388                                       | 2 559                          | 989           |
| New York .....                 | 1 200                          | 21 749              | 102                     | -                          | 2 194 752                    | 24 774                                    | 15 876                         | 7 815         |
| North Carolina .....           | -                              | 4 202               | 26                      | 1 280                      | 952 835                      | 1 066                                     | 2 663                          | 965           |
| North Dakota .....             | -                              | 158                 | -                       | -                          | 234 473                      | 509                                       | 1 333                          | 225           |
| Ohio .....                     | 575                            | 4 589               | 8                       | -                          | 1 164 037                    | 1 858                                     | 9 260                          | 2 291         |
| Oklahoma .....                 | -                              | 1 400               | 6                       | -                          | 422 478                      | 122                                       | 21 629                         | 1 271         |
| Oregon .....                   | -                              | 2 428               | 13                      | -                          | 439 442                      | 590                                       | 2 175                          | 432           |
| Pennsylvania .....             | -                              | 7 913               | 19                      | -                          | 1 772 926                    | 1 887                                     | 19 560                         | 1 492         |
| Rhode Island .....             | -                              | 1 045               | -                       | -                          | 215 545                      | 790                                       | 4 509                          | 725           |
| South Carolina .....           | -                              | 1 227               | 4                       | -                          | 502 514                      | 658                                       | 4 945                          | 255           |
| South Dakota .....             | -                              | 337                 | 9                       | -                          | 229 129                      | -   | 1 826                          | 274           |
| Tennessee .....                | -                              | 983                 | 209                     | 197 015                    | 694 842                      | 3 070                                     | 3 819                          | 1 475         |
| Texas .....                    | -                              | 6 875               | 58                      | -                          | 2 448 416                    | 4 556                                     | 1 166                          | 3 776         |
| Utah .....                     | -                              | 1 073               | 3                       | -                          | 381 941                      | 77  | 1 408                          | 651           |
| Vermont .....                  | 719                            | 369                 | 40                      | -                          | 154 951                      | 50  | 2 247                          | 2 026         |
| Virginia .....                 | -                              | 3 323               | 1 418                   | 76                         | 1 047 334                    | 2 714                                     | 3 567                          | 1 076         |
| Washington .....               | -                              | 3 881               | 131                     | -                          | 761 828                      | 999                                       | 7 550                          | 338           |
| West Virginia .....            | -                              | 344                 | 4                       | -                          | 382 082                      | 347                                       | 958                            | 306           |
| Wisconsin .....                | 922                            | 2 544               | 8                       | -                          | 733 783                      | 641                                       | 10 885                         | 933           |
| Wyoming .....                  | -                              | 172                 | -                       | -                          | 190 762                      | 9   | 796                            | -             |
| American Samoa .....           | -                              | -                   | -                       | -                          | 6 643                        | -   | -                              | -             |
| Fed. States of Micronesia ..   | -                              | -                   | -                       | -                          | -                            | -   | -                              | -             |
| Guam .....                     | -                              | 5                   | 31                      | -                          | 23 179                       | 187                                       | -                              | -             |
| Marshall Islands .....         | -                              | -                   | -                       | -                          | -                            | -   | -                              | -             |
| Northern Marianas .....        | -                              | -                   | -                       | -                          | 15 003                       | -   | -                              | -             |
| Palau .....                    | -                              | -                   | -                       | -                          | -                            | -   | -                              | -             |
| Puerto Rico .....              | -                              | 116                 | 9                       | -                          | 121 416                      | 373 853                                   | 275                            | 307           |
| Virgin Islands .....           | -                              | -                   | -                       | -                          | 22 850                       | 5 522                                     | -                              | -             |
| Undistributed .....            | -                              | -                   | -                       | -                          | 115 790                      | -   | -                              | 285           |

<sup>1</sup>Includes data obtained for the Federal Aid to States report from the Office of Asset Forfeiture on the allocations to states and local governments of the proceeds of the sale of seized assets.

<sup>2</sup>Includes data obtained for the Federal Aid to States report from the Asset Forfeiture Fund on the allocations to states and local governments of the proceeds of the sale of seized assets.

<sup>3</sup>Includes special payments made by the Department of the Treasury to recipients within the District of Columbia that are in addition to the federal payments to the government of the District of Columbia.



**Table 5. Federal Government Expenditure for Procurement Contracts, by Agency, by State and Outlying Area: Fiscal Year 2001**

[In thousand dollars. Detail may not add to total because of rounding. For meaning of abbreviations and symbols, see introductory text]

| State and outlying area               | Department of Defense |                    |                   |                   |                   |                         |                   |
|---------------------------------------|-----------------------|--------------------|-------------------|-------------------|-------------------|-------------------------|-------------------|
|                                       | Total                 | Total              | Army              | Navy              | Air Force         | Army Corps of Engineers | Other defense     |
| <b>United States, total . . . . .</b> | <b>246 218 951</b>    | <b>149 314 126</b> | <b>33 601 193</b> | <b>39 574 178</b> | <b>38 419 850</b> | <b>3 124 929</b>        | <b>34 593 976</b> |
| Alabama . . . . .                     | 5 204 246             | 3 427 011          | 1 617 397         | 174 772           | 407 138           | 67 225                  | 1 160 479         |
| Alaska . . . . .                      | 1 130 374             | 833 881            | 331 702           | 34 882            | 265 729           | 21 133                  | 180 435           |
| Arizona . . . . .                     | 5 259 890             | 4 583 593          | 1 954 024         | 970 739           | 822 992           | 21 155                  | 814 683           |
| Arkansas . . . . .                    | 691 591               | 384 750            | 143 297           | 16 365            | 104 330           | 56 949                  | 63 809            |
| California . . . . .                  | 28 948 628            | 19 864 231         | 2 783 627         | 5 021 694         | 8 790 395         | 244 604                 | 3 023 911         |
| Colorado . . . . .                    | 4 467 585             | 2 277 073          | 456 913           | 72 597            | 1 472 736         | 13 612                  | 261 215           |
| Connecticut . . . . .                 | 4 733 858             | 4 205 777          | 1 128 866         | 2 159 354         | 674 933           | 4 551                   | 238 073           |
| Delaware . . . . .                    | 147 946               | 83 790             | 18 444            | 12 329            | 25 199            | 7 105                   | 20 713            |
| District of Columbia . . . . .        | 10 262 726            | 1 633 833          | 438 645           | 499 037           | 168 562           | 112 798                 | 414 791           |
| Florida . . . . .                     | 8 859 262             | 6 615 391          | 1 576 181         | 1 411 860         | 3 103 707         | 186 077                 | 337 566           |
| Georgia . . . . .                     | 7 382 232             | 5 990 424          | 620 311           | 211 165           | 4 943 534         | 55 670                  | 159 744           |
| Hawaii . . . . .                      | 1 466 901             | 1 294 425          | 381 383           | 663 176           | 93 048            | 3 017                   | 153 801           |
| Idaho . . . . .                       | 1 197 061             | 145 874            | 36 856            | 13 897            | 68 482            | 10 739                  | 15 900            |
| Illinois . . . . .                    | 4 135 242             | 1 716 426          | 558 573           | 300 760           | 398 074           | 123 985                 | 335 034           |
| Indiana . . . . .                     | 2 734 309             | 1 749 712          | 513 773           | 418 717           | 114 167           | 25 435                  | 677 620           |
| Iowa . . . . .                        | 896 841               | 503 337            | 90 564            | 155 084           | 208 666           | 17 316                  | 31 707            |
| Kansas . . . . .                      | 1 382 893             | 959 960            | 310 535           | 27 405            | 546 063           | 13 892                  | 62 065            |
| Kentucky . . . . .                    | 2 759 232             | 1 133 823          | 309 991           | 73 836            | 41 625            | 87 376                  | 620 995           |
| Louisiana . . . . .                   | 2 625 281             | 1 473 705          | 147 298           | 673 650           | 38 779            | 315 864                 | 298 114           |
| Maine . . . . .                       | 674 364               | 503 435            | 87 989            | 333 968           | 3 366             | 16 855                  | 61 257            |
| Maryland . . . . .                    | 10 736 254            | 4 909 093          | 1 195 970         | 1 999 563         | 751 579           | 82 695                  | 879 286           |
| Massachusetts . . . . .               | 6 850 835             | 5 280 529          | 1 836 427         | 1 689 417         | 1 421 319         | 59 427                  | 273 939           |
| Michigan . . . . .                    | 3 378 319             | 2 262 585          | 1 795 657         | 113 743           | 102 487           | 32 843                  | 217 855           |
| Minnesota . . . . .                   | 2 049 222             | 1 378 922          | 711 177           | 375 860           | 84 175            | 33 826                  | 173 884           |
| Mississippi . . . . .                 | 1 862 790             | 1 355 258          | 77 480            | 863 720           | 222 011           | 126 785                 | 65 262            |
| Missouri . . . . .                    | 6 740 648             | 5 021 102          | 297 519           | 2 823 159         | 1 519 517         | 125 219                 | 255 688           |
| Montana . . . . .                     | 370 505               | 127 250            | 23 778            | 1 864             | 72 888            | 13 564                  | 15 156            |
| Nebraska . . . . .                    | 446 973               | 189 638            | 40 140            | 23 351            | 96 353            | 15 201                  | 14 593            |
| Nevada . . . . .                      | 1 041 208             | 323 032            | 79 964            | 91 995            | 121 976           | 15 266                  | 13 831            |
| New Hampshire . . . . .               | 655 188               | 479 240            | 97 530            | 144 034           | 176 816           | 13 597                  | 47 263            |
| New Jersey . . . . .                  | 4 157 859             | 2 799 665          | 1 016 116         | 1 041 240         | 183 334           | 163 284                 | 395 691           |
| New Mexico . . . . .                  | 5 121 595             | 760 579            | 290 821           | 31 455            | 341 836           | 19 200                  | 77 267            |
| New York . . . . .                    | 6 167 926             | 3 245 634          | 945 116           | 1 282 468         | 583 537           | 70 434                  | 364 079           |
| North Carolina . . . . .              | 3 153 677             | 1 555 831          | 489 627           | 459 460           | 292 536           | 114 151                 | 200 057           |
| North Dakota . . . . .                | 279 990               | 158 794            | 37 710            | 1 409             | 62 286            | 18 298                  | 39 091            |
| Ohio . . . . .                        | 5 123 873             | 3 311 920          | 467 964           | 324 265           | 1 804 445         | 45 650                  | 669 596           |
| Oklahoma . . . . .                    | 2 212 488             | 1 567 523          | 415 579           | 122 819           | 773 266           | 24 918                  | 230 941           |
| Oregon . . . . .                      | 959 427               | 388 820            | 236 374           | 27 555            | 11 862            | 91 457                  | 21 572            |
| Pennsylvania . . . . .                | 6 787 928             | 4 214 177          | 1 968 213         | 1 204 326         | 314 445           | 106 762                 | 620 431           |
| Rhode Island . . . . .                | 392 187               | 283 061            | 12 089            | 251 626           | 4 184             | 2 669                   | 12 493            |
| South Carolina . . . . .              | 3 155 170             | 1 063 685          | 150 688           | 561 584           | 87 850            | 55 415                  | 208 148           |
| South Dakota . . . . .                | 301 058               | 116 795            | 29 149            | 3 370             | 33 431            | 8 832                   | 42 013            |
| Tennessee . . . . .                   | 5 810 980             | 1 028 437          | 144 352           | 54 087            | 495 717           | 56 494                  | 277 787           |
| Texas . . . . .                       | 15 648 831            | 9 460 423          | 2 890 997         | 1 223 633         | 3 221 640         | 142 458                 | 1 981 695         |
| Utah . . . . .                        | 2 084 075             | 1 275 131          | 158 490           | 69 478            | 881 125           | 13 627                  | 152 411           |
| Vermont . . . . .                     | 391 047               | 307 193            | 268 518           | 18 315            | 3 421             | 5 427                   | 11 512            |
| Virginia . . . . .                    | 26 935 156            | 18 596 800         | 3 148 717         | 10 490 751        | 1 413 763         | 67 905                  | 3 475 664         |
| Washington . . . . .                  | 5 480 495             | 2 403 598          | 310 227           | 628 854           | 924 397           | 88 955                  | 451 165           |
| West Virginia . . . . .               | 527 435               | 104 624            | 14 196            | 13 403            | 5 602             | 48 266                  | 23 157            |
| Wisconsin . . . . .                   | 1 817 150             | 905 766            | 622 881           | 94 199            | 27 464            | 15 810                  | 145 412           |
| Wyoming . . . . .                     | 341 093               | 95 581             | 29 934            | 315               | 46 120            | 1 680                   | 17 532            |
| American Samoa . . . . .              | 11 844                | 1 199              | 1 115             | -                 | 84                | -                       | -                 |
| Fed. States of Micronesia . . . . .   | 937                   | -                  | -                 | -                 | -                 | -                       | -                 |
| Guam . . . . .                        | 218 948               | 211 139            | 203               | 151 252           | 39 998            | -                       | 19 686            |
| Marshall Islands . . . . .            | 101 429               | 100 897            | 100 897           | -                 | -                 | -                       | -                 |
| Northern Marianas . . . . .           | 9 134                 | 7 319              | 7 319             | -                 | -                 | -                       | -                 |
| Palau . . . . .                       | 400                   | 10                 | -                 | -                 | -                 | 10                      | -                 |
| Puerto Rico . . . . .                 | 476 917               | 302 368            | 23 127            | 144 449           | 2 372             | 39 413                  | 93 007            |
| Virgin Islands . . . . .              | 14 863                | 71                 | 115               | -88               | -                 | 33                      | 11                |
| Undistributed <sup>1</sup> . . . . .  | 19 442 635            | 14 339 986         | 158 648           | 1 960             | 4 489             | -                       | 14 174 889        |

See footnotes at end of table.

**Table 5. Federal Government Expenditure for Procurement Contracts, by Agency, by State and Outlying Area: Fiscal Year 2001—Con.**

[In thousand dollars. Detail may not add to total because of rounding. For meaning of abbreviations and symbols, see introductory text]

| State and outlying area               | Nondefense Agencies |                           |                        |                         |                      |                                 |                                     |                                 |
|---------------------------------------|---------------------|---------------------------|------------------------|-------------------------|----------------------|---------------------------------|-------------------------------------|---------------------------------|
|                                       | Total               | Department of Agriculture | Department of Commerce | Department of Education | Department of Energy | Environmental Protection Agency | Federal Emergency Management Agency | General Services Administration |
| <b>United States, total . . . . .</b> | <b>96 904 825</b>   | <b>3 695 892</b>          | <b>1 192 320</b>       | <b>926 172</b>          | <b>18 620 551</b>    | <b>1 108 678</b>                | <b>308 433</b>                      | <b>12 613 358</b>               |
| Alabama . . . . .                     | 1 777 235           | 26 840                    | 4 714                  | 75                      | 1 321                | 1 978                           | 277                                 | 593 818                         |
| Alaska . . . . .                      | 296 493             | 30 232                    | 15 513                 | -                       | 32                   | 788                             | -                                   | 49 580                          |
| Arizona . . . . .                     | 676 297             | 29 716                    | 3 290                  | 3 204                   | 4 796                | 202                             | 512                                 | 48 367                          |
| Arkansas . . . . .                    | 306 841             | 40 063                    | 120                    | -                       | 1 015                | -                               | -91                                 | 15 321                          |
| California . . . . .                  | 9 084 397           | 405 295                   | 33 115                 | 46 765                  | 2 084 141            | 41 087                          | 1 570                               | 663 868                         |
| Colorado . . . . .                    | 2 190 512           | 149 199                   | 21 458                 | 150                     | 960 840              | 25 479                          | 58                                  | 203 162                         |
| Connecticut . . . . .                 | 528 081             | 8 155                     | 2 137                  | 47 393                  | 4 416                | 1 711                           | 136                                 | 19 353                          |
| Delaware . . . . .                    | 64 156              | 1 784                     | 742                    | -                       | 71                   | 3 153                           | -                                   | 6 978                           |
| District of Columbia . . . . .        | 8 628 893           | 94 002                    | 48 733                 | 245 025                 | 49 396               | 82 213                          | 76 130                              | 3 364 701                       |
| Florida . . . . .                     | 2 243 871           | 33 403                    | 12 158                 | 1 501                   | 14 892               | 2 150                           | 1 961                               | 155 695                         |
| Georgia . . . . .                     | 1 391 808           | 41 983                    | 5 696                  | 44 332                  | 9 365                | 24 113                          | 176                                 | 271 170                         |
| Hawaii . . . . .                      | 172 476             | 19 818                    | 11 729                 | 326                     | 45                   | -                               | 473                                 | 36 742                          |
| Idaho . . . . .                       | 1 051 187           | 74 752                    | 142                    | -                       | 786 036              | 100                             | -                                   | 16 939                          |
| Illinois . . . . .                    | 2 418 816           | 133 511                   | 5 319                  | 9 168                   | 819 633              | 17 833                          | 30                                  | 197 628                         |
| Indiana . . . . .                     | 984 597             | 15 648                    | 4 706                  | 2 040                   | 5 706                | 4 009                           | 100                                 | 115 083                         |
| Iowa . . . . .                        | 393 504             | 41 068                    | 89                     | 56 244                  | 25 293               | -7                              | -                                   | 20 776                          |
| Kansas . . . . .                      | 422 933             | 93 241                    | 28 376                 | -                       | 269                  | 26 710                          | -350                                | 33 463                          |
| Kentucky . . . . .                    | 1 625 409           | 12 854                    | 1 310                  | -                       | 51 834               | 8 793                           | 912                                 | 81 173                          |
| Louisiana . . . . .                   | 1 151 576           | 216 500                   | 5 306                  | 132                     | 126 154              | -69                             | 158                                 | 86 303                          |
| Maine . . . . .                       | 170 929             | 11 678                    | 4 054                  | -                       | 450                  | 3 240                           | -                                   | 39 176                          |
| Maryland . . . . .                    | 5 827 161           | 56 767                    | 243 077                | 228 906                 | 147 337              | 61 152                          | 67 375                              | 761 196                         |
| Massachusetts . . . . .               | 1 570 306           | 13 582                    | 19 681                 | 16 794                  | 9 798                | 76 126                          | 177                                 | 119 052                         |
| Michigan . . . . .                    | 1 115 734           | 70 802                    | 4 889                  | -                       | 423                  | 26 847                          | 549                                 | 307 446                         |
| Minnesota . . . . .                   | 670 300             | 193 211                   | 1 842                  | 6 342                   | 1 619                | 3 582                           | -                                   | 23 732                          |
| Mississippi . . . . .                 | 507 532             | 21 926                    | 14 719                 | -                       | 279                  | -45                             | -                                   | 27 866                          |
| Missouri . . . . .                    | 1 719 546           | 207 568                   | 10 817                 | 6 158                   | 486 697              | 2 137                           | 10                                  | 160 262                         |
| Montana . . . . .                     | 243 255             | 47 221                    | 352                    | -                       | 23 350               | 140                             | -                                   | 42 691                          |
| Nebraska . . . . .                    | 257 335             | 62 525                    | 538                    | -                       | 1 026                | 55                              | -                                   | 20 685                          |
| Nevada . . . . .                      | 718 176             | 6 615                     | 154                    | 150                     | 549 285              | 846                             | -                                   | 9 173                           |
| New Hampshire . . . . .               | 175 948             | 1 167                     | 424                    | -                       | 370                  | -1                              | -                                   | 17 574                          |
| New Jersey . . . . .                  | 1 358 194           | 6 206                     | 6 453                  | 4 117                   | 102 015              | 31 736                          | 76                                  | 126 091                         |
| New Mexico . . . . .                  | 4 361 016           | 6 173                     | 793                    | -5                      | 3 869 405            | 1 486                           | 4 049                               | 54 147                          |
| New York . . . . .                    | 2 922 292           | 65 945                    | -2 775                 | 18 957                  | 694 931              | 35 453                          | 3 552                               | 281 771                         |
| North Carolina . . . . .              | 1 597 846           | 47 346                    | 11 731                 | 12 330                  | 50 661               | 100 928                         | 8 253                               | 108 359                         |
| North Dakota . . . . .                | 121 196             | 17 426                    | 32                     | -                       | 1 740                | 70                              | -                                   | 3 900                           |
| Ohio . . . . .                        | 1 811 953           | 19 895                    | 1 662                  | 2 975                   | 502 532              | 59 880                          | 234                                 | 146 171                         |
| Oklahoma . . . . .                    | 644 965             | 1 814                     | 5 265                  | -                       | 5 994                | 3 307                           | 721                                 | 232 035                         |
| Oregon . . . . .                      | 570 607             | 175 607                   | 8 190                  | 509                     | 3 038                | 3 288                           | 56                                  | 46 817                          |
| Pennsylvania . . . . .                | 2 573 751           | 84 812                    | 73 730                 | 5 875                   | 494 675              | 63 078                          | -                                   | 175 224                         |
| Rhode Island . . . . .                | 109 126             | -                         | 3 839                  | -                       | 40                   | 2 128                           | -                                   | 10 446                          |
| South Carolina . . . . .              | 2 091 485           | 7 675                     | 14 649                 | 5 560                   | 1 582 841            | -14                             | -                                   | 26 230                          |
| South Dakota . . . . .                | 184 263             | 23 736                    | 151                    | 5 411                   | 6 978                | 14                              | 75                                  | 9 143                           |
| Tennessee . . . . .                   | 4 782 543           | 149 109                   | 1 065                  | -                       | 2 099 348            | 2 491                           | 78                                  | 35 389                          |
| Texas . . . . .                       | 6 188 408           | 211 175                   | 15 769                 | 29 742                  | 100 903              | 24 198                          | 1 526                               | 689 141                         |
| Utah . . . . .                        | 808 944             | 29 389                    | 479                    | 150                     | 55 987               | 210                             | -                                   | 69 373                          |
| Vermont . . . . .                     | 83 854              | 2 731                     | 307                    | -                       | -                    | 87                              | -                                   | 9 845                           |
| Virginia . . . . .                    | 8 338 356           | 90 872                    | 400 974                | 105 448                 | 783 307              | 199 446                         | 133 868                             | 1 896 926                       |
| Washington . . . . .                  | 3 076 897           | 197 300                   | 26 568                 | 339                     | 1 998 594            | 16 721                          | 1 826                               | 290 927                         |
| West Virginia . . . . .               | 422 811             | 16 005                    | 10 536                 | 525                     | 61 605               | 1                               | -                                   | 35 024                          |
| Wisconsin . . . . .                   | 911 384             | 183 544                   | 5 619                  | -                       | 573                  | 7 229                           | 8                                   | 59 462                          |
| Wyoming . . . . .                     | 245 512             | 9 105                     | 352                    | -                       | 5 335                | -                               | -                                   | 7 034                           |
| American Samoa . . . . .              | 10 645              | 10 126                    | 69                     | -                       | -                    | -                               | -                                   | 156                             |
| Fed. States of Micronesia . . . . .   | 937                 | 43                        | 894                    | -                       | -                    | -                               | -                                   | -                               |
| Guam . . . . .                        | 7 809               | 13                        | -                      | -                       | -                    | -                               | -                                   | 5 439                           |
| Marshall Islands . . . . .            | 532                 | -                         | 356                    | -                       | -                    | -                               | -                                   | 131                             |
| Northern Marianas . . . . .           | 1 815               | -                         | -                      | -                       | -                    | -                               | -                                   | 607                             |
| Palau . . . . .                       | 390                 | -                         | 279                    | -                       | -                    | -                               | -                                   | -                               |
| Puerto Rico . . . . .                 | 174 549             | 5 403                     | 110                    | -                       | -                    | -                               | 335                                 | 48 380                          |
| Virgin Islands . . . . .              | 14 792              | -                         | -                      | -                       | -                    | -                               | -                                   | 2 253                           |
| Undistributed <sup>1</sup> . . . . .  | 5 102 649           | 173 316                   | 100 023                | 19 534                  | 34 160               | 142 619                         | 3 613                               | 733 964                         |

See footnotes at end of table.

**Table 5. Federal Government Expenditure for Procurement Contracts, by Agency, by State and Outlying Area: Fiscal Year 2001—Con.**

[In thousand dollars. Detail may not add to total because of rounding. For meaning of abbreviations and symbols, see introductory text]

| State and outlying area               | Nondefense Agencies—Con.                |   |                            |                       |                     |   |  |                             |
|---------------------------------------|---|---|----------------------------|-----------------------|---------------------|---|--|-----------------------------|
|                                       | Department of Health and Human Services | Department of Housing and Urban Development | Department of the Interior | Department of Justice | Department of Labor | National Aeronautics and Space Administration | National Archives and Records Administration | National Science Foundation |
| <b>United States, total . . . . .</b> | <b>4 599 502</b>                        | <b>784 068</b>                              | <b>2 156 476</b>           | <b>4 234 424</b>      | <b>1 397 540</b>    | <b>10 515 764</b>                             | <b>49 266</b>                                | <b>62 395</b>               |
| Alabama . . . . .                     | 41 982                                  | 1 762                                       | 8 855                      | 12 935                | 19 546              | 462 774                                       | -  | -                           |
| Alaska . . . . .                      | 14 389                                  | 456   | 47 305                     | 1 046                 | 9 752               | 9 597   | -  | -                           |
| Arizona . . . . .                     | 47 653                                  | 290   | 164 286                    | 23 350                | 4 044               | 73 714  | -  | -                           |
| Arkansas . . . . .                    | 9 663                                   | 1 730                                       | 2 051                      | 93 087                | 5 915               | 418   | -  | -                           |
| California . . . . .                  | 194 412                                 | 89 914                                      | 138 344                    | 447 144               | 86 113              | 2 570 559                                     | 958  | 2 038                       |
| Colorado . . . . .                    | 17 486                                  | 42 408                                      | 163 738                    | 16 506                | 13 450              | 166 689                                       | -  | 2 545                       |
| Connecticut . . . . .                 | 10 458                                  | -741  | 6 433                      | 4 540                 | 7 153               | 104 105                                       | -  | 15                          |
| Delaware . . . . .                    | 5 021                                   | 7   | 209                        | 1 008                 | 58                  | 1 806   | -  | -                           |
| District of Columbia . . . . .        | 335 264                                 | 386 009                                     | 60 518                     | 670 060               | 250 423             | 46 727  | 7 722  | 26 926                      |
| Florida . . . . .                     | 50 524                                  | 2 758                                       | 26 964                     | 52 938                | 61 067              | 668 067                                       | -  | 575                         |
| Georgia . . . . .                     | 251 840                                 | 16 159                                      | 19 358                     | 19 533                | 28 681              | 8 327   | 1 030  | -                           |
| Hawaii . . . . .                      | 5 205                                   | 192   | 7 819                      | 2 573                 | 11 427              | 5 343   | -  | -                           |
| Idaho . . . . .                       | 1 647                                   | 43  | 28 453                     | 7 788                 | 5 296               | 833   | -  | -                           |
| Illinois . . . . .                    | 66 579                                  | 25 687                                      | 9 001                      | 38 963                | 28 265              | 12 828  | -  | 1 638                       |
| Indiana . . . . .                     | 57 745                                  | -1 583                                      | 22 951                     | 40 770                | 23 131              | 53 963  | -  | -                           |
| Iowa . . . . .                        | 16 452                                  | -5 743                                      | 1 897                      | 799                   | 10 388              | 932   | 483  | -                           |
| Kansas . . . . .                      | 6 634                                   | -1 232                                      | 5 219                      | 15 221                | 3 200               | 1 107   | 368  | 207                         |
| Kentucky . . . . .                    | 7 311                                   | 311   | 12 542                     | 17 948                | 22 577              | 309   | -  | -                           |
| Louisiana . . . . .                   | 6 931                                   | 14 961                                      | 23 811                     | 13 049                | 9 834               | 340 901                                       | -  | -                           |
| Maine . . . . .                       | 4 251                                   | 179   | 5 075                      | 47                    | 20 539              | 40  | -  | -                           |
| Maryland . . . . .                    | 1 384 259                               | 42 788                                      | 122 923                    | 244 314               | 66 578              | 1 003 936                                     | 20 827                                       | 4 786                       |
| Massachusetts . . . . .               | 147 642                                 | 3 536                                       | 36 008                     | 13 175                | 63 720              | 119 295                                       | 1 541  | 1 580                       |
| Michigan . . . . .                    | 38 206                                  | -3 686                                      | 9 067                      | 16 391                | 25 467              | 7 761   | 1 214  | -                           |
| Minnesota . . . . .                   | 33 524                                  | 2 231                                       | 6 826                      | 14 584                | 7 384               | 4 072   | -  | -                           |
| Mississippi . . . . .                 | 9 203                                   | 1 463                                       | 9 705                      | 97 219                | 10 363              | 142 234                                       | -  | -                           |
| Missouri . . . . .                    | 19 728                                  | 7 690                                       | 9 901                      | 30 637                | 21 769              | 18 219  | 3 157  | -                           |
| Montana . . . . .                     | 19 576                                  | 903   | 42 424                     | 2 965                 | 7 019               | 2 574   | -  | -                           |
| Nebraska . . . . .                    | 8 230                                   | 55  | 8 978                      | 1 287                 | 217                 | 257   | -  | -                           |
| Nevada . . . . .                      | 4 529                                   | -   | 35 609                     | 665                   | 5 423               | 1 049   | -  | -                           |
| New Hampshire . . . . .               | 3 410                                   | 12  | 1 643                      | 3 531                 | -                   | 7 922   | -  | -                           |
| New Jersey . . . . .                  | 35 445                                  | 1 536                                       | 8 008                      | 39 950                | 7 886               | 50 202  | -  | 521                         |
| New Mexico . . . . .                  | 23 649                                  | 106   | 105 993                    | 100 415               | 10 229              | 59 198  | -  | -                           |
| New York . . . . .                    | 142 164                                 | 8 018                                       | 15 605                     | 96 708                | 51 303              | 28 290  | 945  | -                           |
| North Carolina . . . . .              | 212 601                                 | 5 386                                       | 8 528                      | 115 808               | 11 899              | 15 075  | -  | 1 357                       |
| North Dakota . . . . .                | 9 184                                   | 40  | 6 429                      | 23 868                | 6 428               | -   | -  | -                           |
| Ohio . . . . .                        | 60 887                                  | 12 877                                      | 14 843                     | 22 852                | 22 934              | 183 130                                       | -  | 247                         |
| Oklahoma . . . . .                    | 11 123                                  | 4 025                                       | 24 368                     | 72 314                | 14 481              | 4 989   | -  | -                           |
| Oregon . . . . .                      | 13 395                                  | -3 645                                      | 84 098                     | 5 779                 | 10 160              | 6 180   | -  | -                           |
| Pennsylvania . . . . .                | 83 039                                  | 43 267                                      | 18 901                     | 44 729                | 37 570              | 25 874  | 1 131  | -                           |
| Rhode Island . . . . .                | 2 872                                   | 1 026                                       | 2 050                      | 3 160                 | -                   | 459   | -  | -                           |
| South Carolina . . . . .              | 12 955                                  | 530   | 7 632                      | 138 263               | 6 837               | -5  | -  | -                           |
| South Dakota . . . . .                | 29 787                                  | 71  | 49 015                     | 4 961                 | 420                 | -2  | -  | -                           |
| Tennessee . . . . .                   | 13 707                                  | 6 258                                       | 8 557                      | 27 108                | 8 308               | 19 932  | -  | 100                         |
| Texas . . . . .                       | 83 844                                  | 18 025                                      | 43 076                     | 215 079               | 105 780             | 3 294 624                                     | 2 229  | 64                          |
| Utah . . . . .                        | 22 338                                  | 346   | 50 529                     | 948                   | 61 211              | 382 645                                       | -  | -                           |
| Vermont . . . . .                     | 2 277                                   | 1 300                                       | 1 085                      | 699                   | 9 648               | 979   | -  | -                           |
| Virginia . . . . .                    | 326 290                                 | 33 352                                      | 444 294                    | 748 433               | 131 179             | 389 101                                       | 3 073  | 14 413                      |
| Washington . . . . .                  | 76 182                                  | 10 927                                      | 49 610                     | 4 803                 | 6 376               | 12 488  | 760  | 179                         |
| West Virginia . . . . .               | 8 627                                   | -   | 17 006                     | 23 889                | 19 197              | 15 456  | -  | -                           |
| Wisconsin . . . . .                   | 21 864                                  | 703   | 10 801                     | 144 913               | 1 238               | 12 089  | -  | 798                         |
| Wyoming . . . . .                     | 139                                     | -   | 15 403                     | 260                   | -                   | 160   | -  | -                           |
| American Samoa . . . . .              | -                                       | -   | -                          | -                     | -                   | -   | -  | -                           |
| Fed. States of Micronesia . . . . .   | -                                       | -   | -                          | -                     | -                   | -   | -  | -                           |
| Guam . . . . .                        | 15                                      | -   | 28                         | -250                  | -                   | -   | -  | -                           |
| Marshall Islands . . . . .            | -                                       | -   | 45                         | -                     | -                   | -   | -  | -                           |
| Northern Marianas . . . . .           | -                                       | -   | 321                        | -                     | -                   | -   | -  | -                           |
| Palau . . . . .                       | -                                       | -   | -                          | -                     | -                   | -   | -  | -                           |
| Puerto Rico . . . . .                 | 2 589                                   | 115   | 690                        | 10 786                | 10 929              | -   | -  | -                           |
| Virgin Islands . . . . .              | -                                       | -   | 4 615                      | 419                   | -9                  | -   | -  | -                           |
| Undistributed <sup>1</sup> . . . . .  | 584 775                                 | 11 246                                      | 127 033                    | 484 457               | 34 737              | 178 542                                       | 3 828  | 4 406                       |

See footnotes at end of table.

**Table 5. Federal Government Expenditure for Procurement Contracts, by Agency, by State and Outlying Area: Fiscal Year 2001—Con.**

[In thousand dollars. Detail may not add to total because of rounding. For meaning of abbreviations and symbols, see introductory text]

| State and outlying area               | Nondefense Agencies—Con. |                               |                                |                     |                              |                            |                                |                               |
|---------------------------------------|--------------------------|-------------------------------|--------------------------------|---------------------|------------------------------|----------------------------|--------------------------------|-------------------------------|
|                                       | Postal Service           | Small Business Administration | Social Security Administration | Department of State | Department of Transportation | Department of the Treasury | Department of Veterans Affairs | Other nondefense <sup>2</sup> |
| <b>United States, total . . . . .</b> | <b>13 941 998</b>        | <b>71 536</b>                 | <b>555 052</b>                 | <b>1 746 633</b>    | <b>3 669 016</b>             | <b>3 239 457</b>           | <b>5 654 893</b>               | <b>5 761 401</b>              |
| Alabama . . . . .                     | 166 865                  | -                             | 8 300                          | 29 190              | 11 069                       | 2 631                      | 68 397                         | 313 907                       |
| Alaska . . . . .                      | 36 598                   | -                             | 1 554                          | 152                 | 73 785                       | 158                        | 5 388                          | 167                           |
| Arizona . . . . .                     | 211 161                  | -                             | 223                            | 670                 | 25 402                       | 1 126                      | 31 326                         | 2 965                         |
| Arkansas . . . . .                    | 112 630                  | -                             | 97                             | -                   | 1 987                        | 483                        | 22 247                         | 105                           |
| California . . . . .                  | 1 491 311                | 200                           | 22 009                         | 52 182              | 214 825                      | 160 381                    | 307 099                        | 31 066                        |
| Colorado . . . . .                    | 247 973                  | 30                            | 1 243                          | 4 635               | 46 952                       | 17 844                     | 29 402                         | 59 265                        |
| Connecticut . . . . .                 | 196 512                  | -                             | 164                            | 22 516              | 40 986                       | 7 164                      | 41 534                         | 3 941                         |
| Delaware . . . . .                    | 39 174                   | -                             | 33                             | 119                 | 721                          | 532                        | 2 248                          | 491                           |
| District of Columbia . . . . .        | 102 250                  | 56 810                        | 20 924                         | 313 281             | 378 383                      | 1 081 933                  | 112 553                        | 818 911                       |
| Florida . . . . .                     | 742 409                  | 50                            | 775                            | 97 024              | 114 172                      | 30 691                     | 141 258                        | 32 839                        |
| Georgia . . . . .                     | 367 935                  | -                             | 4 748                          | 14 825              | 73 116                       | 95 482                     | 58 789                         | 35 151                        |
| Hawaii . . . . .                      | 45 363                   | -                             | 40                             | 104                 | 12 376                       | 4 205                      | 7 900                          | 796                           |
| Idaho . . . . .                       | 48 473                   | -                             | 48                             | 155                 | 40 682                       | 8 802                      | 30 629                         | 370                           |
| Illinois . . . . .                    | 727 882                  | 1 485                         | 9 862                          | 5 208               | 30 109                       | 96 108                     | 117 904                        | 64 175                        |
| Indiana . . . . .                     | 268 109                  | -                             | 239                            | 555                 | 6 138                        | 7 224                      | 345 761                        | 12 302                        |
| Iowa . . . . .                        | 156 073                  | 998                           | 167                            | 25                  | 16 448                       | 37 632                     | 10 743                         | 2 747                         |
| Kansas . . . . .                      | 153 664                  | -                             | 91                             | 325                 | 34 321                       | 1 776                      | 19 478                         | 845                           |
| Kentucky . . . . .                    | 169 959                  | -                             | 1 422                          | 1 017               | 7 835                        | 9 396                      | 25 875                         | 1 192 031                     |
| Louisiana . . . . .                   | 175 843                  | -                             | 317                            | 510                 | 74 293                       | 10 276                     | 35 706                         | 10 660                        |
| Maine . . . . .                       | 73 974                   | -                             | 34                             | -                   | 4 381                        | 105                        | 3 053                          | 653                           |
| Maryland . . . . .                    | 288 702                  | 5 381                         | 311 869                        | 101 929             | 340 836                      | 154 064                    | 102 905                        | 65 254                        |
| Massachusetts . . . . .               | 420 599                  | -                             | 1 743                          | 4 994               | 173 619                      | 112 300                    | 203 912                        | 11 432                        |
| Michigan . . . . .                    | 501 677                  | 1 020                         | 3 946                          | 417                 | 14 020                       | 35 196                     | 51 855                         | 2 228                         |
| Minnesota . . . . .                   | 280 852                  | -                             | 227                            | 1 247               | 5 687                        | 2 004                      | 56 883                         | 24 451                        |
| Mississippi . . . . .                 | 93 881                   | -                             | 112                            | -                   | 776                          | 56 472                     | 14 375                         | 6 983                         |
| Missouri . . . . .                    | 331 931                  | 113                           | 18 102                         | 382                 | 22 865                       | 18 202                     | 341 559                        | 1 642                         |
| Montana . . . . .                     | 44 845                   | 198                           | 174                            | 246                 | 6 928                        | 30                         | 1 329                          | 291                           |
| Nebraska . . . . .                    | 96 656                   | -                             | 96                             | 280                 | 7 536                        | 223                        | 37 956                         | 10 736                        |
| Nevada . . . . .                      | 82 510                   | -                             | 66                             | -                   | 9 337                        | 278                        | 12 239                         | 248                           |
| New Hampshire . . . . .               | 75 056                   | 105                           | 535                            | 31 558              | 24 910                       | 5 221                      | 2 164                          | 347                           |
| New Jersey . . . . .                  | 546 064                  | 35                            | 5 483                          | 52 926              | 202 745                      | 27 977                     | 76 606                         | 26 115                        |
| New Mexico . . . . .                  | 72 983                   | -                             | 1 388                          | 54                  | 17 182                       | 9 932                      | 23 115                         | 723                           |
| New York . . . . .                    | 1 095 497                | 232                           | 14 776                         | 6 703               | 110 065                      | 134 138                    | 100 994                        | 19 020                        |
| North Carolina . . . . .              | 356 167                  | 72                            | 1 584                          | 79 450              | 37 265                       | 8 094                      | 166 264                        | 238 687                       |
| North Dakota . . . . .                | 36 050                   | -                             | 1 558                          | -                   | 2 186                        | 6 384                      | 5 635                          | 267                           |
| Ohio . . . . .                        | 567 404                  | -                             | 1 323                          | 2 190               | 54 611                       | 18 838                     | 103 839                        | 12 629                        |
| Oklahoma . . . . .                    | 145 464                  | -                             | 109                            | 999                 | 97 424                       | 710                        | 14 431                         | 5 392                         |
| Oregon . . . . .                      | 143 543                  | -                             | 156                            | 2 324               | 30 153                       | 175                        | 39 711                         | 1 073                         |
| Pennsylvania . . . . .                | 682 535                  | 120                           | 12 872                         | 2 024               | 57 503                       | 34 696                     | 393 211                        | 238 885                       |
| Rhode Island . . . . .                | 64 264                   | -                             | 728                            | 60                  | 1 723                        | 9 990                      | 6 149                          | 191                           |
| South Carolina . . . . .              | 140 540                  | -                             | 135                            | 12 538              | 59 404                       | 4 240                      | 51 369                         | 20 106                        |
| South Dakota . . . . .                | 38 595                   | -                             | 173                            | 555                 | 7 664                        | 211                        | 6 676                          | 629                           |
| Tennessee . . . . .                   | 254 695                  | -                             | 231                            | 202                 | 30 220                       | 63 262                     | 343 760                        | 1 718 723                     |
| Texas . . . . .                       | 861 655                  | -                             | 4 129                          | 32 931              | 109 258                      | 91 625                     | 208 132                        | 45 504                        |
| Utah . . . . .                        | 86 534                   | -                             | 366                            | 183                 | 10 779                       | 27 487                     | 25 919                         | -15 929                       |
| Vermont . . . . .                     | 38 306                   | -                             | 25                             | 100                 | 801                          | -                          | 6 309                          | 9 356                         |
| Virginia . . . . .                    | 369 505                  | 298                           | 40 331                         | 498 764             | 542 108                      | 614 380                    | 300 537                        | 271 457                       |
| Washington . . . . .                  | 267 682                  | 40                            | 1 188                          | 910                 | 64 973                       | 4 812                      | 38 198                         | 5 494                         |
| West Virginia . . . . .               | 85 239                   | -                             | 56                             | 363                 | 26 418                       | 63 211                     | 27 553                         | 12 100                        |
| Wisconsin . . . . .                   | 249 939                  | -                             | 186                            | 344                 | 103 491                      | 462                        | 100 988                        | 7 133                         |
| Wyoming . . . . .                     | 22 407                   | -                             | 25                             | -                   | 36 697                       | 2 185                      | 5 662                          | 140 748                       |
| American Samoa . . . . .              | -                        | -                             | -                              | -                   | 264                          | -                          | 30                             | -                             |
| Fed. States of Micronesia . . . . .   | -                        | -                             | -                              | -                   | -                            | -                          | -                              | -                             |
| Guam . . . . .                        | 2 180                    | -                             | -                              | -                   | 334                          | -                          | 50                             | -                             |
| Marshall Islands . . . . .            | -                        | -                             | -                              | -                   | -                            | -                          | -                              | -                             |
| Northern Marianas . . . . .           | 198                      | -                             | -                              | -                   | -                            | -                          | -                              | 689                           |
| Palau . . . . .                       | -                        | -                             | -                              | 111                 | -                            | -                          | -                              | -                             |
| Puerto Rico . . . . .                 | 59 082                   | -                             | 424                            | 26                  | 17 678                       | 10 968                     | 6 715                          | 320                           |
| Virgin Islands . . . . .              | 4 603                    | -                             | -                              | -                   | 2 737                        | -                          | 161                            | 13                            |
| Undistributed <sup>1</sup> . . . . .  | -                        | 4 349                         | 58 646                         | 369 330             | 230 841                      | 147 741                    | 1 360 412                      | 295 077                       |

<sup>1</sup>Includes awards under \$25,000 for all agencies and awards to classified Department of Defense locations.

<sup>2</sup>Fiscal Year 2001 data for the procurement activities of the Tennessee Valley Authority were not available at the time of publication. Fiscal Year 2000 data were used in their absence.

Note: Data shown for U.S. Postal Service represent actual outlays for contractual commitments, while all other amounts shown represent the value of contract actions, and do not reflect Federal Government expenditures. Nonpostal data generally involve only current year contract actions; however, multiple-year obligations may be reflected for contract actions of less than 3 years duration. Amounts in parenthesis represent the deobligation of prior year contracts.

**Table 6. Federal Government Expenditure for Salaries and Wages, by Agency, by State and Outlying Area: Fiscal Year 2001**

[In thousand dollars. Detail may not add to total because of rounding. For meaning of abbreviations and symbols, see introductory text]

| State and outlying area               | Total              | Nondefense civilian <sup>1</sup> | Department of Defense |                                     |                   |                   |                   |                   |
|---------------------------------------|--------------------|----------------------------------|-----------------------|-------------------------------------|-------------------|-------------------|-------------------|-------------------|
|                                       |                    |                                  | Total                 | Other Defense Civilian <sup>2</sup> | Military Services |                   |                   |                   |
|                                       |                    |                                  |                       |                                     | Total             | Active Military   | Inactive Military | Civilian          |
| <b>United States, total . . . . .</b> | <b>188 074 605</b> | <b>117 800 949</b>               | <b>70 273 656</b>     | <b>4 466 179</b>                    | <b>65 807 477</b> | <b>38 108 250</b> | <b>5 178 164</b>  | <b>22 521 063</b> |
| Alabama . . . . .                     | 2 895 321          | 1 554 714                        | 1 340 607             | 48 108                              | 1 292 499         | 426 782           | 142 729           | 722 988           |
| Alaska . . . . .                      | 1 413 580          | 612 138                          | 801 442               | 8 787                               | 792 655           | 600 636           | 28 060            | 163 959           |
| Arizona . . . . .                     | 2 916 994          | 1 850 813                        | 1 066 181             | 35 916                              | 1 030 265         | 699 032           | 56 394            | 274 839           |
| Arkansas . . . . .                    | 1 178 344          | 821 845                          | 356 499               | 2 507                               | 353 992           | 163 633           | 82 650            | 107 709           |
| California . . . . .                  | 17 857 562         | 10 411 970                       | 7 445 592             | 322 642                             | 7 122 950         | 4 380 839         | 332 670           | 2 409 441         |
| Colorado . . . . .                    | 3 867 622          | 2 321 915                        | 1 545 707             | 117 380                             | 1 428 327         | 1 044 454         | 81 063            | 302 810           |
| Connecticut . . . . .                 | 1 375 321          | 1 037 480                        | 337 841               | 33 037                              | 304 804           | 193 931           | 41 966            | 68 907            |
| Delaware . . . . .                    | 427 737            | 214 097                          | 213 640               | 1 897                               | 211 743           | 119 461           | 37 917            | 54 365            |
| District of Columbia . . . . .        | 12 646 499         | 11 523 520                       | 1 122 979             | 10 493                              | 1 112 486         | 464 040           | 47 245            | 601 201           |
| Florida . . . . .                     | 8 414 686          | 4 955 523                        | 3 459 163             | 98 659                              | 3 360 504         | 2 127 574         | 190 918           | 1 042 012         |
| Georgia . . . . .                     | 6 930 992          | 3 314 292                        | 3 616 700             | 74 602                              | 3 542 098         | 2 244 450         | 199 926           | 1 097 722         |
| Hawaii . . . . .                      | 2 524 979          | 388 766                          | 2 136 213             | 30 399                              | 2 105 814         | 1 412 640         | 57 105            | 636 069           |
| Idaho . . . . .                       | 753 170            | 523 499                          | 229 671               | 1 186                               | 228 485           | 150 647           | 30 971            | 47 047            |
| Illinois . . . . .                    | 6 251 892          | 4 440 887                        | 1 811 005             | 57 227                              | 1 753 778         | 1 166 845         | 144 440           | 442 493           |
| Indiana . . . . .                     | 2 120 846          | 1 552 073                        | 568 773               | 119 506                             | 449 267           | 44 294            | 160 374           | 244 599           |
| Iowa . . . . .                        | 1 029 340          | 882 586                          | 146 754               | 2 343                               | 144 411           | 20 274            | 76 719            | 47 418            |
| Kansas . . . . .                      | 1 866 345          | 1 089 262                        | 777 083               | 12 927                              | 764 156           | 530 076           | 70 300            | 163 780           |
| Kentucky . . . . .                    | 2 804 701          | 1 279 459                        | 1 525 242             | 31 085                              | 1 494 157         | 1 249 541         | 79 992            | 164 624           |
| Louisiana . . . . .                   | 2 309 850          | 1 367 801                        | 942 049               | 14 041                              | 928 008           | 554 960           | 127 851           | 245 197           |
| Maine . . . . .                       | 807 566            | 426 007                          | 381 559               | 10 420                              | 371 139           | 99 818            | 35 194            | 236 127           |
| Maryland . . . . .                    | 8 921 443          | 6 233 840                        | 2 687 603             | 82 590                              | 2 605 013         | 1 089 684         | 106 603           | 1 408 726         |
| Massachusetts . . . . .               | 3 214 460          | 2 700 812                        | 513 648               | 57 384                              | 456 264           | 102 753           | 105 011           | 248 500           |
| Michigan . . . . .                    | 3 150 022          | 2 690 357                        | 459 665               | 70 407                              | 389 258           | 48 370            | 92 906            | 247 982           |
| Minnesota . . . . .                   | 1 904 057          | 1 677 450                        | 226 607               | 12 129                              | 214 478           | 32 865            | 102 905           | 78 708            |
| Mississippi . . . . .                 | 1 725 214          | 769 325                          | 955 889               | 8 765                               | 947 124           | 491 165           | 114 676           | 341 283           |
| Missouri . . . . .                    | 3 463 005          | 2 429 180                        | 1 033 825             | 82 353                              | 951 472           | 530 916           | 197 571           | 222 985           |
| Montana . . . . .                     | 710 797            | 537 301                          | 173 496               | 1 409                               | 172 087           | 102 692           | 29 951            | 39 444            |
| Nebraska . . . . .                    | 1 053 483          | 608 015                          | 445 468               | 9 018                               | 436 450           | 276 971           | 44 364            | 115 115           |
| Nevada . . . . .                      | 1 019 449          | 628 776                          | 390 673               | 4 582                               | 386 091           | 289 589           | 22 211            | 74 291            |
| New Hampshire . . . . .               | 516 043            | 433 238                          | 82 805                | 7 204                               | 75 601            | 26 630            | 18 132            | 30 839            |
| New Jersey . . . . .                  | 3 782 144          | 2 793 226                        | 988 918               | 38 171                              | 950 747           | 270 102           | 101 855           | 578 790           |
| New Mexico . . . . .                  | 1 747 380          | 1 036 316                        | 711 064               | 15 303                              | 695 761           | 398 714           | 35 627            | 261 420           |
| New York . . . . .                    | 8 121 863          | 6 797 911                        | 1 323 952             | 64 496                              | 1 259 456         | 734 789           | 194 976           | 329 691           |
| North Carolina . . . . .              | 5 502 001          | 2 196 045                        | 3 305 956             | 57 609                              | 3 248 347         | 2 626 742         | 121 767           | 499 838           |
| North Dakota . . . . .                | 634 136            | 315 492                          | 318 644               | 2 047                               | 316 597           | 227 678           | 31 301            | 57 618            |
| Ohio . . . . .                        | 4 850 564          | 3 313 997                        | 1 536 567             | 353 401                             | 1 183 166         | 252 275           | 166 283           | 764 608           |
| Oklahoma . . . . .                    | 3 050 422          | 1 198 905                        | 1 851 517             | 46 838                              | 1 804 679         | 866 255           | 102 430           | 835 994           |
| Oregon . . . . .                      | 1 592 343          | 1 382 008                        | 210 335               | 1 403                               | 208 932           | 32 268            | 68 484            | 108 180           |
| Pennsylvania . . . . .                | 5 762 792          | 4 431 163                        | 1 331 629             | 275 368                             | 1 056 261         | 122 284           | 208 791           | 725 186           |
| Rhode Island . . . . .                | 747 420            | 347 106                          | 400 314               | 3 581                               | 396 733           | 135 905           | 34 593            | 226 235           |
| South Carolina . . . . .              | 2 525 550          | 932 005                          | 1 593 545             | 39 060                              | 1 554 485         | 1 142 072         | 113 940           | 298 473           |
| South Dakota . . . . .                | 600 407            | 426 242                          | 174 165               | 1 205                               | 172 960           | 102 696           | 29 646            | 40 618            |
| Tennessee . . . . .                   | 2 935 121          | 2 477 024                        | 458 097               | 26 006                              | 432 091           | 98 433            | 126 313           | 207 345           |
| Texas . . . . .                       | 12 104 192         | 6 835 084                        | 5 269 108             | 138 639                             | 5 130 469         | 3 627 901         | 310 767           | 1 191 801         |
| Utah . . . . .                        | 1 765 323          | 897 916                          | 867 407               | 48 341                              | 819 066           | 166 440           | 101 776           | 550 850           |
| Vermont . . . . .                     | 319 430            | 269 588                          | 49 842                | 2 028                               | 47 814            | 5 792             | 25 162            | 16 860            |
| Virginia . . . . .                    | 12 344 549         | 3 974 478                        | 8 370 071             | 896 697                             | 7 473 374         | 4 580 819         | 125 033           | 2 767 522         |
| Washington . . . . .                  | 4 945 232          | 2 284 645                        | 2 660 587             | 36 073                              | 2 624 514         | 1 613 526         | 128 353           | 882 635           |
| West Virginia . . . . .               | 1 005 205          | 869 891                          | 135 314               | 871                                 | 134 443           | 21 502            | 56 072            | 56 869            |
| Wisconsin . . . . .                   | 1 626 374          | 1 403 866                        | 222 508               | 4 402                               | 218 106           | 25 699            | 103 839           | 88 568            |
| Wyoming . . . . .                     | 434 514            | 265 647                          | 168 867               | 1 029                               | 167 838           | 112 823           | 19 909            | 35 106            |
| American Samoa . . . . .              | 5 420              | 3 394                            | 2 026                 | -                                   | 2 026             | -                 | 2 000             | 26                |
| Fed. States of Micronesia . . . . .   | -                  | -                                | -                     | -                                   | -                 | -                 | -                 | -                 |
| Guam . . . . .                        | 247 477            | 26 365                           | 221 112               | 5 005                               | 216 107           | 154 795           | 11 553            | 49 759            |
| Marshall Islands . . . . .            | -                  | -                                | -                     | -                                   | -                 | -                 | -                 | -                 |
| Northern Marianas . . . . .           | 2 532              | 2 521                            | 11                    | -                                   | 11                | -                 | -                 | 11                |
| Palau . . . . .                       | -                  | -                                | -                     | -                                   | -                 | -                 | -                 | -                 |
| Puerto Rico . . . . .                 | 865 710            | 594 413                          | 271 297               | 9 578                               | 261 719           | 102 255           | 95 453            | 64 011            |
| Virgin Islands . . . . .              | 44 844             | 38 445                           | 6 399                 | -                                   | 6 399             | 1 103             | 3 427             | 1 869             |
| Undistributed . . . . .               | 4 440 340          | 3 410 315                        | 1 030 025             | 1 030 025                           | -                 | -                 | -                 | -                 |

See footnotes at end of table.

**Table 6. Federal Government Expenditure for Salaries and Wages, by Agency, by State and Outlying Area: Fiscal Year 2001—Con.**

[In thousand dollars. Detail may not add to total because of rounding. For meaning of abbreviations and symbols, see introductory text]

| State and outlying area               | Department of Defense—Con. |                   |                   |                  |                   |                   |                   |                  |
|---------------------------------------|----------------------------|-------------------|-------------------|------------------|-------------------|-------------------|-------------------|------------------|
|                                       | Military Services—Con.     |                   |                   |                  |                   |                   |                   |                  |
|                                       | Army                       |                   |                   |                  | Navy              |                   |                   |                  |
|                                       | Total                      | Active Military   | Inactive Military | Civilian         | Total             | Active Military   | Inactive Military | Civilian         |
| <b>United States, total . . . . .</b> | <b>22 935 647</b>          | <b>12 870 595</b> | <b>3 251 193</b>  | <b>6 813 859</b> | <b>23 625 719</b> | <b>14 471 767</b> | <b>591 491</b>    | <b>8 562 461</b> |
| Alabama . . . . .                     | 911 784                    | 208 114           | 105 084           | 598 586          | 31 326            | 21 283            | 8 408             | 1 635            |
| Alaska . . . . .                      | 308 706                    | 222 836           | 10 632            | 75 238           | 5 197             | 3 573             | 806               | 818              |
| Arizona . . . . .                     | 308 503                    | 173 978           | 18 882            | 115 643          | 147 606           | 121 967           | 7 091             | 18 548           |
| Arkansas . . . . .                    | 145 963                    | 8 330             | 64 618            | 73 015           | 6 596             | 4 281             | 2 031             | 284              |
| California . . . . .                  | 638 049                    | 252 824           | 171 425           | 213 800          | 5 238 604         | 3 471 532         | 81 585            | 1 685 487        |
| Colorado . . . . .                    | 603 887                    | 504 356           | 29 291            | 70 240           | 43 673            | 31 464            | 10 026            | 2 183            |
| Connecticut . . . . .                 | 41 464                     | 816               | 29 485            | 11 163           | 239 694           | 187 709           | 4 829             | 47 156           |
| Delaware . . . . .                    | 19 251                     | 442               | 12 498            | 6 311            | 1 655             | 475               | 1 180             | -                |
| District of Columbia . . . . .        | 354 087                    | 177 854           | 14 731            | 161 502          | 594 628           | 166 494           | 31 621            | 396 513          |
| Florida . . . . .                     | 281 841                    | 97 750            | 93 816            | 90 275           | 1 755 423         | 1 167 108         | 41 944            | 546 371          |
| Georgia . . . . .                     | 2 119 505                  | 1 656 242         | 134 767           | 328 496          | 431 077           | 240 245           | 24 268            | 166 564          |
| Hawaii . . . . .                      | 713 285                    | 555 730           | 30 800            | 126 755          | 1 084 361         | 667 552           | 3 704             | 413 105          |
| Idaho . . . . .                       | 39 522                     | 1 530             | 21 307            | 16 685           | 7 729             | 2 695             | 1 792             | 3 242            |
| Illinois . . . . .                    | 336 028                    | 21 590            | 91 474            | 222 964          | 992 655           | 902 638           | 21 815            | 68 202           |
| Indiana . . . . .                     | 190 711                    | 17 782            | 127 807           | 45 122           | 172 383           | 14 255            | 6 767             | 151 361          |
| Iowa . . . . .                        | 90 184                     | 7 888             | 57 031            | 25 265           | 9 012             | 5 073             | 3 776             | 163              |
| Kansas . . . . .                      | 584 127                    | 418 982           | 50 072            | 115 073          | 5 534             | 3 682             | 1 723             | 129              |
| Kentucky . . . . .                    | 1 439 609                  | 1 229 338         | 65 955            | 144 316          | 22 855            | 8 359             | 4 123             | 10 373           |
| Louisiana . . . . .                   | 496 794                    | 301 138           | 78 518            | 117 138          | 127 738           | 50 312            | 18 884            | 58 542           |
| Maine . . . . .                       | 33 719                     | 8 024             | 17 381            | 8 314            | 308 220           | 83 602            | 8 286             | 216 332          |
| Maryland . . . . .                    | 743 900                    | 217 124           | 69 469            | 457 307          | 1 374 260         | 522 755           | 4 179             | 847 326          |
| Massachusetts . . . . .               | 154 212                    | 8 398             | 67 614            | 78 200           | 40 329            | 20 698            | 4 536             | 15 095           |
| Michigan . . . . .                    | 269 462                    | 14 824            | 64 807            | 189 831          | 25 174            | 15 954            | 8 340             | 880              |
| Minnesota . . . . .                   | 124 381                    | 10 710            | 72 104            | 41 567           | 20 542            | 9 878             | 9 745             | 919              |
| Mississippi . . . . .                 | 201 598                    | 14 518            | 77 363            | 109 717          | 330 957           | 211 530           | 4 530             | 114 897          |
| Missouri . . . . .                    | 648 511                    | 357 170           | 131 192           | 160 149          | 97 424            | 56 980            | 31 682            | 8 762            |
| Montana . . . . .                     | 32 952                     | 816               | 20 065            | 12 071           | 1 557             | 569               | 988               | -                |
| Nebraska . . . . .                    | 81 617                     | 2 312             | 32 679            | 46 626           | 24 795            | 21 338            | 2 928             | 529              |
| Nevada . . . . .                      | 23 864                     | 3 196             | 11 669            | 8 999            | 45 848            | 31 508            | 2 546             | 11 794           |
| New Hampshire . . . . .               | 32 124                     | 272               | 16 106            | 15 746           | 22 678            | 18 740            | 1 723             | 2 215            |
| New Jersey . . . . .                  | 487 110                    | 31 314            | 56 130            | 399 666          | 180 747           | 65 230            | 3 938             | 111 579          |
| New Mexico . . . . .                  | 132 878                    | 9 486             | 23 717            | 99 675           | 14 654            | 9 208             | 2 930             | 2 516            |
| New York . . . . .                    | 894 691                    | 577 864           | 116 651           | 200 176          | 127 129           | 94 631            | 25 693            | 6 805            |
| North Carolina . . . . .              | 1 508 022                  | 1 260 015         | 87 134            | 160 873          | 1 345 091         | 1 042 150         | 13 748            | 289 193          |
| North Dakota . . . . .                | 34 899                     | 510               | 22 983            | 11 406           | 1 144             | 243               | 804               | 97               |
| Ohio . . . . .                        | 138 400                    | 18 190            | 81 523            | 38 687           | 38 743            | 18 553            | 16 523            | 3 667            |
| Oklahoma . . . . .                    | 669 449                    | 491 742           | 61 301            | 116 406          | 63 423            | 53 659            | 5 707             | 4 057            |
| Oregon . . . . .                      | 116 421                    | 7 378             | 39 786            | 69 257           | 15 620            | 8 413             | 6 623             | 584              |
| Pennsylvania . . . . .                | 409 423                    | 43 044            | 131 552           | 234 827          | 503 285           | 56 446            | 25 744            | 421 095          |
| Rhode Island . . . . .                | 28 271                     | 2 720             | 19 331            | 6 220            | 340 173           | 124 012           | 5 649             | 210 512          |
| South Carolina . . . . .              | 597 122                    | 455 906           | 72 804            | 68 412           | 566 268           | 395 390           | 8 514             | 162 364          |
| South Dakota . . . . .                | 35 990                     | 1 496             | 21 770            | 12 724           | 921               | 197               | 694               | 30               |
| Tennessee . . . . .                   | 217 185                    | 11 356            | 84 867            | 120 962          | 120 154           | 64 556            | 11 591            | 44 007           |
| Texas . . . . .                       | 2 625 117                  | 1 966 276         | 190 552           | 468 289          | 429 122           | 324 228           | 41 676            | 63 218           |
| Utah . . . . .                        | 147 251                    | 10 846            | 73 814            | 62 591           | 10 841            | 5 990             | 3 618             | 1 233            |
| Vermont . . . . .                     | 26 183                     | 680               | 18 232            | 7 271            | 1 230             | 946               | 226               | 58               |
| Virginia . . . . .                    | 1 697 789                  | 837 862           | 85 458            | 774 469          | 4 976 309         | 3 204 716         | 29 244            | 1 742 349        |
| Washington . . . . .                  | 833 620                    | 607 546           | 66 346            | 159 728          | 1 430 149         | 764 893           | 20 738            | 644 518          |
| West Virginia . . . . .               | 76 873                     | 4 828             | 36 097            | 35 948           | 14 011            | 9 487             | 1 922             | 2 602            |
| Wisconsin . . . . .                   | 127 980                    | 8 670             | 68 148            | 51 162           | 10 822            | 3 318             | 7 143             | 361              |
| Wyoming . . . . .                     | 15 892                     | 272               | 10 670            | 4 950            | 507               | 32                | 475               | -                |
| American Samoa . . . . .              | 2 026                      | -                 | 2 000             | 26               | -                 | -                 | -                 | -                |
| Fed. States of Micronesia . . . . .   | -                          | -                 | -                 | -                | -                 | -                 | -                 | -                |
| Guam . . . . .                        | 8 260                      | 1 122             | 6 876             | 262              | 125 169           | 92 741            | -                 | 32 428           |
| Marshall Islands . . . . .            | -                          | -                 | -                 | -                | -                 | -                 | -                 | -                |
| Northern Marianas . . . . .           | 11                         | -                 | -                 | 11               | -                 | -                 | -                 | -                |
| Palau . . . . .                       | -                          | -                 | -                 | -                | -                 | -                 | -                 | -                |
| Puerto Rico . . . . .                 | 130 174                    | 26 554            | 81 742            | 21 878           | 100 590           | 68 392            | 2 435             | 29 763           |
| Virgin Islands . . . . .              | 4 970                      | 34                | 3 067             | 1 869            | 87                | 87                | -                 | -                |
| Undistributed . . . . .               | -                          | -                 | -                 | -                | -                 | -                 | -                 | -                |

See footnotes at end of table.

**Table 6. Federal Government Expenditure for Salaries and Wages, by Agency, by State and Outlying Area: Fiscal Year 2001—Con.**

[In thousand dollars. Detail may not add to total because of rounding. For meaning of abbreviations and symbols, see introductory text]

| State and outlying area               | Department of Defense—Con. |                   |                   |                  | Nondefense Agencies |                           |                        |                         |
|---------------------------------------|----------------------------|-------------------|-------------------|------------------|---------------------|---------------------------|------------------------|-------------------------|
|                                       | Military Services—Con.     |                   |                   |                  | Total <sup>1</sup>  | Department of Agriculture | Department of Commerce | Department of Education |
|                                       | Air Force                  |                   |                   |                  |                     |                           |                        |                         |
|                                       | Total                      | Active Military   | Inactive Military | Civilian         |                     |                           |                        |                         |
| <b>United States, total . . . . .</b> | <b>19 246 111</b>          | <b>10 765 888</b> | <b>1 335 480</b>  | <b>7 144 743</b> | <b>117 800 949</b>  | <b>4 891 076</b>          | <b>2 225 657</b>       | <b>323 114</b>          |
| Alabama . . . . .                     | 349 389                    | 197 385           | 29 237            | 122 767          | 1 554 714           | 62 393                    | 4 926                  | 72                      |
| Alaska . . . . .                      | 478 752                    | 374 227           | 16 622            | 87 903           | 612 138             | 46 851                    | 27 450                 | -                       |
| Arizona . . . . .                     | 574 156                    | 403 087           | 30 421            | 140 648          | 1 850 813           | 88 765                    | 8 307                  | -                       |
| Arkansas . . . . .                    | 201 433                    | 151 022           | 16 001            | 34 410           | 821 845             | 100 074                   | 2 598                  | -                       |
| California . . . . .                  | 1 246 297                  | 656 483           | 79 660            | 510 154          | 10 411 970          | 392 880                   | 52 186                 | 13 642                  |
| Colorado . . . . .                    | 780 767                    | 508 634           | 41 746            | 230 387          | 2 321 915           | 160 616                   | 84 344                 | 4 542                   |
| Connecticut . . . . .                 | 23 646                     | 5 406             | 7 652             | 10 588           | 1 037 480           | 9 614                     | 3 194                  | -                       |
| Delaware . . . . .                    | 190 837                    | 118 544           | 24 239            | 48 054           | 214 097             | 11 735                    | 369                    | -                       |
| District of Columbia . . . . .        | 163 771                    | 119 692           | 893               | 43 186           | 11 523 520          | 514 639                   | 234 934                | 233 998                 |
| Florida . . . . .                     | 1 323 240                  | 862 716           | 55 158            | 405 366          | 4 955 523           | 92 149                    | 44 457                 | 322                     |
| Georgia . . . . .                     | 991 516                    | 347 963           | 40 891            | 602 662          | 3 314 292           | 139 038                   | 13 757                 | 13 679                  |
| Hawaii . . . . .                      | 308 168                    | 189 358           | 22 601            | 96 209           | 388 766             | 25 567                    | 13 096                 | -                       |
| Idaho . . . . .                       | 181 234                    | 146 242           | 7 872             | 27 120           | 523 499             | 131 998                   | 5 665                  | -                       |
| Illinois . . . . .                    | 425 095                    | 242 617           | 31 151            | 151 327          | 4 440 887           | 88 543                    | 13 811                 | 12 491                  |
| Indiana . . . . .                     | 86 173                     | 12 257            | 25 800            | 48 116           | 1 552 073           | 42 635                    | 88 388                 | 97                      |
| Iowa . . . . .                        | 45 215                     | 7 313             | 15 912            | 21 990           | 882 586             | 99 684                    | 3 790                  | 60                      |
| Kansas . . . . .                      | 174 495                    | 107 412           | 18 505            | 48 578           | 1 089 262           | 59 698                    | 8 754                  | -                       |
| Kentucky . . . . .                    | 31 693                     | 11 844            | 9 914             | 9 935            | 1 279 459           | 58 249                    | 5 729                  | 97                      |
| Louisiana . . . . .                   | 303 476                    | 203 510           | 30 449            | 69 517           | 1 367 801           | 152 381                   | 8 426                  | -                       |
| Maine . . . . .                       | 29 200                     | 8 192             | 9 527             | 11 481           | 426 007             | 13 948                    | 4 245                  | -                       |
| Maryland . . . . .                    | 486 853                    | 349 805           | 32 955            | 104 093          | 6 233 840           | 203 526                   | 710 372                | -                       |
| Massachusetts . . . . .               | 261 723                    | 73 657            | 32 861            | 155 205          | 2 700 812           | 22 657                    | 31 967                 | 6 313                   |
| Michigan . . . . .                    | 94 622                     | 17 592            | 19 759            | 57 271           | 2 690 357           | 62 341                    | 16 981                 | -                       |
| Minnesota . . . . .                   | 69 555                     | 12 277            | 21 056            | 36 222           | 1 677 450           | 95 837                    | 6 811                  | 302                     |
| Mississippi . . . . .                 | 414 569                    | 265 117           | 32 783            | 116 669          | 769 325             | 99 878                    | 11 610                 | -                       |
| Missouri . . . . .                    | 205 537                    | 116 766           | 34 697            | 54 074           | 2 429 180           | 224 892                   | 29 913                 | 7 064                   |
| Montana . . . . .                     | 137 578                    | 101 307           | 8 898             | 27 373           | 537 301             | 143 615                   | 6 472                  | -                       |
| Nebraska . . . . .                    | 330 038                    | 253 321           | 8 757             | 67 960           | 608 015             | 77 791                    | 4 664                  | -                       |
| Nevada . . . . .                      | 316 379                    | 254 885           | 7 996             | 53 498           | 628 776             | 18 379                    | 6 161                  | -                       |
| New Hampshire . . . . .               | 20 799                     | 7 618             | 303               | 12 878           | 433 238             | 17 911                    | 1 572                  | -                       |
| New Jersey . . . . .                  | 282 890                    | 173 558           | 41 787            | 67 545           | 2 793 226           | 29 483                    | 14 557                 | -                       |
| New Mexico . . . . .                  | 548 229                    | 380 020           | 8 980             | 159 229          | 1 036 316           | 73 019                    | 4 141                  | -                       |
| New York . . . . .                    | 237 636                    | 62 294            | 52 632            | 122 710          | 6 797 911           | 63 563                    | 22 727                 | 6 585                   |
| North Carolina . . . . .              | 395 234                    | 324 577           | 20 885            | 49 772           | 2 196 045           | 99 146                    | 28 675                 | -                       |
| North Dakota . . . . .                | 280 554                    | 226 925           | 7 514             | 46 115           | 315 492             | 43 485                    | 3 435                  | -                       |
| Ohio . . . . .                        | 1 006 023                  | 215 532           | 68 237            | 722 254          | 3 313 997           | 48 913                    | 8 627                  | 2 027                   |
| Oklahoma . . . . .                    | 1 071 807                  | 320 854           | 35 422            | 715 531          | 1 198 905           | 51 403                    | 17 461                 | -                       |
| Oregon . . . . .                      | 76 891                     | 16 477            | 22 075            | 38 339           | 1 382 008           | 237 168                   | 16 524                 | -                       |
| Pennsylvania . . . . .                | 143 553                    | 22 794            | 51 495            | 69 264           | 4 431 163           | 86 360                    | 15 764                 | 7 516                   |
| Rhode Island . . . . .                | 28 289                     | 9 173             | 9 613             | 9 503            | 347 106             | 2 143                     | 2 610                  | -                       |
| South Carolina . . . . .              | 391 095                    | 290 776           | 32 622            | 67 697           | 932 005             | 47 845                    | 15 028                 | -                       |
| South Dakota . . . . .                | 136 049                    | 101 003           | 7 182             | 27 864           | 426 242             | 45 177                    | 4 784                  | -                       |
| Tennessee . . . . .                   | 94 752                     | 22 521            | 29 855            | 42 376           | 2 477 024           | 61 188                    | 7 464                  | 224                     |
| Texas . . . . .                       | 2 076 230                  | 1 337 397         | 78 539            | 660 294          | 6 835 084           | 201 225                   | 35 198                 | 8 945                   |
| Utah . . . . .                        | 660 974                    | 149 604           | 24 344            | 487 026          | 897 916             | 86 895                    | 7 329                  | -                       |
| Vermont . . . . .                     | 20 401                     | 4 166             | 6 704             | 9 531            | 269 588             | 15 017                    | 1 858                  | -                       |
| Virginia . . . . .                    | 799 276                    | 538 241           | 10 331            | 250 704          | 3 974 478           | 124 834                   | 474 670                | -                       |
| Washington . . . . .                  | 360 745                    | 241 087           | 41 269            | 78 389           | 2 284 645           | 117 236                   | 72 566                 | 4 849                   |
| West Virginia . . . . .               | 43 559                     | 7 187             | 18 053            | 18 319           | 869 891             | 38 956                    | 2 597                  | -                       |
| Wisconsin . . . . .                   | 79 304                     | 13 711            | 28 548            | 37 045           | 1 403 866           | 86 645                    | 6 163                  | -                       |
| Wyoming . . . . .                     | 151 439                    | 112 519           | 8 764             | 30 156           | 265 647             | 38 442                    | 3 178                  | -                       |
| American Samoa . . . . .              | -                          | -                 | -                 | -                | 3 394               | 255                       | 933                    | -                       |
| Fed. States of Micronesia . . . . .   | -                          | -                 | -                 | -                | -                   | -                         | -                      | -                       |
| Guam . . . . .                        | 82 678                     | 60 932            | 4 677             | 17 069           | 26 365              | 2 468                     | 1 613                  | -                       |
| Marshall Islands . . . . .            | -                          | -                 | -                 | -                | -                   | -                         | -                      | -                       |
| Northern Marianas . . . . .           | -                          | -                 | -                 | -                | 2 521               | 383                       | -                      | -                       |
| Palau . . . . .                       | -                          | -                 | -                 | -                | -                   | -                         | -                      | -                       |
| Puerto Rico . . . . .                 | 30 955                     | 7 309             | 11 276            | 12 370           | 594 413             | 30 376                    | 2 806                  | 289                     |
| Virgin Islands . . . . .              | 1 342                      | 982               | 360               | -                | 38 445              | 1 167                     | -                      | -                       |
| Undistributed . . . . .               | -                          | -                 | -                 | -                | 3 410 315           | -                         | -                      | -                       |

See footnotes at end of table.

**Table 6. Federal Government Expenditure for Salaries and Wages, by Agency, by State and Outlying Area: Fiscal Year 2001—Con.**

[In thousand dollars. Detail may not add to total because of rounding. For meaning of abbreviations and symbols, see introductory text]

| State and outlying area               | Nondefense agencies—Con. |                                 |                                       |                                     |                                 |   |   |                            |
|---------------------------------------|--------------------------|---------------------------------|---------------------------------------|-------------------------------------|---------------------------------|---|---|----------------------------|
|                                       | Department of Energy     | Environmental Protection Agency | Federal Deposit Insurance Corporation | Federal Emergency Management Agency | General Services Administration | Department of Health and Human Services | Department of Housing and Urban Development | Department of the Interior |
| <b>United States, total . . . . .</b> | <b>1 214 207</b>         | <b>1 267 437</b>                | <b>529 348</b>                        | <b>293 960</b>                      | <b>857 080</b>                  | <b>3 963 507</b>                        | <b>695 541</b>                              | <b>3 525 400</b>           |
| Alabama . . . . .                     | -                        | 2 352                           | 2 466                                 | 1 486                               | 3 444                           | 2 901                                   | 5 580                                       | 6 987                      |
| Alaska . . . . .                      | -                        | 1 898                           | -                                     | 419                                 | 3 150                           | 40 005                                  | 1 992                                       | 115 463                    |
| Arizona . . . . .                     | 13 707                   | 301                             | 1 676                                 | 982                                 | 3 159                           | 173 065                                 | 7 639                                       | 207 529                    |
| Arkansas . . . . .                    | 1 763                    | -                               | 1 720                                 | 1 255                               | 1 484                           | 21 679                                  | 3 630                                       | 14 277                     |
| California . . . . .                  | 39 384                   | 62 910                          | 32 509                                | 17 502                              | 63 063                          | 76 461                                  | 43 966                                      | 330 711                    |
| Colorado . . . . .                    | 57 813                   | 50 292                          | 2 713                                 | 10 285                              | 21 923                          | 30 492                                  | 24 059                                      | 407 831                    |
| Connecticut . . . . .                 | -                        | 541                             | 1 993                                 | 705                                 | 801                             | 1 407                                   | 4 662                                       | 2 680                      |
| Delaware . . . . .                    | -                        | -                               | 961                                   | 297                                 | 210                             | 637                                     | 283   | 2 398                      |
| District of Columbia . . . . .        | 322 971                  | 368 233                         | 215 984                               | 58 544                              | 225 995                         | 241 360                                 | 231 820                                     | 250 793                    |
| Florida . . . . .                     | -                        | 5 989                           | 4 685                                 | 6 686                               | 6 683                           | 14 385                                  | 16 474                                      | 63 637                     |
| Georgia . . . . .                     | 5 916                    | 77 276                          | 17 265                                | 14 373                              | 45 884                          | 403 625                                 | 27 579                                      | 52 262                     |
| Hawaii . . . . .                      | 287                      | 337                             | 103                                   | 1 574                               | 3 211                           | 1 158                                   | 1 374                                       | 21 104                     |
| Idaho . . . . .                       | 32 321                   | 1 625                           | -                                     | 537                                 | 1 415                           | 2 205                                   | 1 023                                       | 95 856                     |
| Illinois . . . . .                    | 27 090                   | 86 453                          | 23 894                                | 7 033                               | 44 579                          | 49 256                                  | 31 702                                      | 11 999                     |
| Indiana . . . . .                     | -                        | 219                             | 2 848                                 | 297                                 | 2 959                           | 2 609                                   | 5 514                                       | 12 272                     |
| Iowa . . . . .                        | 826                      | 210                             | 4 951                                 | 936                                 | 1 225                           | 1 050                                   | 2 258                                       | 5 962                      |
| Kansas . . . . .                      | -                        | 36 266                          | 5 738                                 | 797                                 | 1 704                           | 9 986                                   | 10 891                                      | 17 685                     |
| Kentucky . . . . .                    | 910                      | 205                             | 3 817                                 | 876                                 | 897                             | 762                                     | 4 477                                       | 15 975                     |
| Louisiana . . . . .                   | 6 752                    | 432                             | 3 475                                 | 1 091                               | 2 862                           | 10 740                                  | 6 610                                       | 56 884                     |
| Maine . . . . .                       | -                        | -                               | -                                     | 1 145                               | 370                             | 941                                     | 438   | 8 263                      |
| Maryland . . . . .                    | 132 512                  | 6 801                           | 2 373                                 | 22 257                              | 15 403                          | 2 085 945                               | 7 798                                       | 38 563                     |
| Massachusetts . . . . .               | 1 224                    | 52 635                          | 19 128                                | 10 301                              | 18 175                          | 39 574                                  | 15 088                                      | 58 418                     |
| Michigan . . . . .                    | -                        | 22 105                          | 2 857                                 | 904                                 | 6 272                           | 7 749                                   | 11 449                                      | 18 926                     |
| Minnesota . . . . .                   | 60                       | 5 584                           | 4 229                                 | 1 051                               | 3 118                           | 20 052                                  | 6 592                                       | 37 608                     |
| Mississippi . . . . .                 | -                        | 2 129                           | 1 989                                 | 853                                 | 868                             | 958                                     | 3 602                                       | 21 436                     |
| Missouri . . . . .                    | 7 671                    | 703                             | 16 316                                | 6 634                               | 52 178                          | 28 451                                  | 7 180                                       | 43 235                     |
| Montana . . . . .                     | 8 704                    | 2 252                           | 1 189                                 | 1 017                               | 1 332                           | 45 990                                  | 645   | 88 590                     |
| Nebraska . . . . .                    | 1 213                    | 80                              | 2 995                                 | 642                                 | 991                             | 4 551                                   | 2 599                                       | 19 715                     |
| Nevada . . . . .                      | 31 041                   | 10 253                          | -                                     | 572                                 | 1 638                           | 4 743                                   | 1 865                                       | 88 630                     |
| New Hampshire . . . . .               | -                        | -                               | 2 352                                 | 751                                 | 942                             | 586                                     | 2 576                                       | 4 747                      |
| New Jersey . . . . .                  | 1 414                    | 15 483                          | 4 186                                 | 1 120                               | 11 256                          | 9 613                                   | 8 810                                       | 17 081                     |
| New Mexico . . . . .                  | 68 375                   | 195                             | 1 133                                 | 3 350                               | 2 419                           | 123 885                                 | 2 006                                       | 222 075                    |
| New York . . . . .                    | 16 526                   | 51 381                          | 19 782                                | 7 650                               | 43 529                          | 58 069                                  | 36 652                                      | 45 335                     |
| North Carolina . . . . .              | -                        | 85 588                          | 3 222                                 | 1 970                               | 3 595                           | 62 667                                  | 8 122                                       | 28 306                     |
| North Dakota . . . . .                | 3 782                    | -                               | 2 501                                 | 845                                 | 829                             | 19 901                                  | 430   | 39 112                     |
| Ohio . . . . .                        | 14 326                   | 38 212                          | 2 073                                 | 868                                 | 7 768                           | 36 415                                  | 16 545                                      | 14 977                     |
| Oklahoma . . . . .                    | 8 822                    | 3 923                           | 3 728                                 | 682                                 | 2 563                           | 62 955                                  | 9 127                                       | 47 125                     |
| Oregon . . . . .                      | 103 886                  | 7 972                           | 1 374                                 | 1 735                               | 3 007                           | 10 036                                  | 3 399                                       | 156 584                    |
| Pennsylvania . . . . .                | 27 898                   | 60 081                          | 5 465                                 | 8 405                               | 39 861                          | 56 836                                  | 26 498                                      | 61 597                     |
| Rhode Island . . . . .                | -                        | 5 260                           | -                                     | 278                                 | 579                             | 1 440                                   | 1 844                                       | 2 414                      |
| South Carolina . . . . .              | 38 934                   | 146                             | 1 774                                 | 1 005                               | 1 535                           | 1 435                                   | 5 467                                       | 9 682                      |
| South Dakota . . . . .                | 11 155                   | -                               | 1 457                                 | 724                                 | 846                             | 52 328                                  | 548   | 63 207                     |
| Tennessee . . . . .                   | 49 185                   | 367                             | 13 102                                | 1 033                               | 2 156                           | 7 104                                   | 10 147                                      | 27 199                     |
| Texas . . . . .                       | 12 728                   | 60 085                          | 75 292                                | 30 228                              | 68 537                          | 45 439                                  | 38 994                                      | 54 284                     |
| Utah . . . . .                        | 1 429                    | 74                              | 2 796                                 | 491                                 | 1 650                           | 2 492                                   | 1 815                                       | 90 943                     |
| Vermont . . . . .                     | -                        | 78                              | -                                     | 494                                 | 334                             | 222                                     | 264   | 2 758                      |
| Virginia . . . . .                    | 6 240                    | 98 157                          | 902                                   | 38 210                              | 96 568                          | 2 415                                   | 6 549                                       | 242 698                    |
| Washington . . . . .                  | 133 405                  | 37 146                          | 3 241                                 | 13 529                              | 27 712                          | 45 378                                  | 14 401                                      | 120 062                    |
| West Virginia . . . . .               | 19 554                   | 1 899                           | 963                                   | 951                                 | 1 996                           | 26 777                                  | 1 614                                       | 38 739                     |
| Wisconsin . . . . .                   | 51                       | 127                             | 5 402                                 | 727                                 | 1 544                           | 3 036                                   | 4 973                                       | 28 859                     |
| Wyoming . . . . .                     | 4 332                    | -                               | -                                     | 144                                 | 938                             | 3 920                                   | 337   | 76 849                     |
| American Samoa . . . . .              | -                        | -                               | -                                     | 14                                  | -                               | -                                       | -   | 684                        |
| Fed. States of Micronesia . . . . .   | -                        | -                               | -                                     | -                                   | -                               | -                                       | -   | -                          |
| Guam . . . . .                        | -                        | 74                              | -                                     | 131                                 | -                               | -                                       | 59  | 1 907                      |
| Marshall Islands . . . . .            | -                        | -                               | -                                     | -                                   | -                               | -                                       | -   | -                          |
| Northern Marianas . . . . .           | -                        | 74                              | -                                     | -                                   | -                               | -                                       | -   | 597                        |
| Palau . . . . .                       | -                        | -                               | -                                     | -                                   | -                               | -                                       | -   | -                          |
| Puerto Rico . . . . .                 | -                        | 2 962                           | 729                                   | 6 967                               | 1 804                           | 7 821                                   | 5 575                                       | 7 465                      |
| Virgin Islands . . . . .              | -                        | 72                              | -                                     | 607                                 | 119                             | -                                       | -   | 4 425                      |
| Undistributed . . . . .               | -                        | -                               | -                                     | -                                   | -                               | -                                       | -   | -                          |

See footnotes at end of table.



**Table 6. Federal Government Expenditure for Salaries and Wages, by Agency, by State and Outlying Area: Fiscal Year 2001—Con.**

[In thousand dollars. Detail may not add to total because of rounding. For meaning of abbreviations and symbols, see introductory text]

| State and outlying area               | Nondefense agencies—Con.           |                     |   |                               |                             |                              |                               |                                |
|---------------------------------------|------------------------------------|---------------------|---|-------------------------------|-----------------------------|------------------------------|-------------------------------|--------------------------------|
|                                       | Department of Justice <sup>3</sup> | Department of Labor | National Aeronautics and Space Administration | National Archives and Records | National Science Foundation | United States Postal Service | Small Business Administration | Social Security Administration |
| <b>United States, total . . . . .</b> | <b>7 549 529</b>                   | <b>1 007 059</b>    | <b>1 403 414</b>                              | <b>115 479</b>                | <b>94 408</b>               | <b>51 350 998</b>            | <b>256 143</b>                | <b>3 332 513</b>               |
| Alabama . . . . .                     | 41 205                             | 9 197               | 194 115                                       | -                             | -                           | 614 594                      | 3 277                         | 118 161                        |
| Alaska . . . . .                      | 8 172                              | 757                 | -   | 259                           | 89                          | 134 799                      | 1 211                         | 2 405                          |
| Arizona . . . . .                     | 188 986                            | 3 382               | 243   | -                             | -                           | 777 745                      | 1 789                         | 26 367                         |
| Arkansas . . . . .                    | 24 691                             | 2 799               | -   | 434                           | -                           | 414 839                      | 3 365                         | 22 471                         |
| California . . . . .                  | 645 127                            | 54 051              | 179 758                                       | 4 568                         | -                           | 5 492 780                    | 32 615                        | 306 781                        |
| Colorado . . . . .                    | 99 663                             | 23 995              | 480   | 1 741                         | -                           | 913 330                      | 9 465                         | 34 920                         |
| Connecticut . . . . .                 | 29 196                             | 4 077               | 71  | -                             | -                           | 723 792                      | 1 868                         | 19 387                         |
| Delaware . . . . .                    | 4 677                              | 658                 | -   | -                             | -                           | 144 287                      | 437                           | 3 610                          |
| District of Columbia . . . . .        | 1 281 229                          | 381 524             | 87 349  | 15 838                        | -                           | 376 605                      | 63 128                        | 18 630                         |
| Florida . . . . .                     | 291 768                            | 23 125              | 131 370                                       | -                             | -                           | 2 734 431                    | 4 934                         | 113 289                        |
| Georgia . . . . .                     | 123 451                            | 32 353              | -   | 3 079                         | 19                          | 1 355 173                    | 14 527                        | 78 511                         |
| Hawaii . . . . .                      | 20 573                             | 1 376               | 93  | -                             | -                           | 167 081                      | 1 325                         | 5 424                          |
| Idaho . . . . .                       | 8 015                              | 2 109               | -   | -                             | -                           | 178 534                      | 846                           | 6 074                          |
| Illinois . . . . .                    | 140 065                            | 46 558              | 69  | 1 468                         | -                           | 2 680 927                    | 5 535                         | 172 276                        |
| Indiana . . . . .                     | 41 163                             | 5 801               | 198   | -                             | -                           | 987 494                      | 1 770                         | 38 134                         |
| Iowa . . . . .                        | 14 009                             | 1 806               | -   | 789                           | -                           | 574 845                      | 2 023                         | 17 069                         |
| Kansas . . . . .                      | 44 228                             | 3 073               | -   | 1 382                         | -                           | 565 975                      | 1 388                         | 16 744                         |
| Kentucky . . . . .                    | 73 282                             | 24 261              | -   | -                             | -                           | 625 991                      | 2 461                         | 36 345                         |
| Louisiana . . . . .                   | 83 080                             | 5 717               | 997   | -                             | -                           | 647 662                      | 1 584                         | 42 035                         |
| Maine . . . . .                       | 14 424                             | 1 676               | -   | -                             | -                           | 272 461                      | 1 194                         | 9 114                          |
| Maryland . . . . .                    | 62 991                             | 3 722               | 225 248                                       | 46 909                        | -                           | 1 063 343                    | 2 070                         | 709 403                        |
| Massachusetts . . . . .               | 64 823                             | 27 637              | 99  | 3 599                         | 19                          | 1 549 146                    | 3 292                         | 59 028                         |
| Michigan . . . . .                    | 70 628                             | 6 362               | -   | 1 137                         | -                           | 1 847 769                    | 2 832                         | 69 017                         |
| Minnesota . . . . .                   | 73 349                             | 3 908               | -   | -                             | -                           | 1 034 430                    | 1 979                         | 22 517                         |
| Mississippi . . . . .                 | 25 125                             | 2 555               | 19 547  | -                             | -                           | 345 783                      | 1 457                         | 28 624                         |
| Missouri . . . . .                    | 69 940                             | 24 522              | -   | 22 327                        | -                           | 1 222 564                    | 4 995                         | 123 713                        |
| Montana . . . . .                     | 11 533                             | 1 417               | -   | -                             | -                           | 165 172                      | 976                           | 6 281                          |
| Nebraska . . . . .                    | 24 376                             | 2 218               | -   | -                             | -                           | 356 001                      | 1 293                         | 8 970                          |
| Nevada . . . . .                      | 20 790                             | 1 542               | -   | -                             | -                           | 303 901                      | 1 353                         | 8 405                          |
| New Hampshire . . . . .               | 6 598                              | 2 375               | -   | -                             | -                           | 276 447                      | 1 069                         | 6 653                          |
| New Jersey . . . . .                  | 107 913                            | 10 208              | 167   | -                             | -                           | 2 011 257                    | 2 485                         | 55 601                         |
| New Mexico . . . . .                  | 43 826                             | 2 235               | 4 224   | 65                            | -                           | 268 811                      | 1 457                         | 36 020                         |
| New York . . . . .                    | 305 098                            | 43 900              | 2 055   | 1 591                         | -                           | 4 034 922                    | 15 212                        | 232 704                        |
| North Carolina . . . . .              | 70 417                             | 4 444               | -   | -                             | -                           | 1 311 831                    | 2 235                         | 48 961                         |
| North Dakota . . . . .                | 6 679                              | 1 087               | -   | -                             | -                           | 132 778                      | 1 210                         | 5 111                          |
| Ohio . . . . .                        | 51 975                             | 23 440              | 140 441                                       | 2 404                         | -                           | 2 089 857                    | 3 964                         | 74 319                         |
| Oklahoma . . . . .                    | 54 085                             | 3 675               | -   | -                             | -                           | 535 770                      | 1 652                         | 24 432                         |
| Oregon . . . . .                      | 35 670                             | 2 810               | 80  | -                             | -                           | 528 696                      | 1 960                         | 21 743                         |
| Pennsylvania . . . . .                | 212 917                            | 60 686              | -   | 2 072                         | -                           | 2 513 903                    | 5 804                         | 200 258                        |
| Rhode Island . . . . .                | 6 639                              | 1 332               | -   | -                             | -                           | 236 698                      | 1 101                         | 7 866                          |
| South Carolina . . . . .              | 53 246                             | 2 388               | -   | -                             | -                           | 517 636                      | 1 644                         | 28 368                         |
| South Dakota . . . . .                | 11 255                             | 705                 | -   | -                             | -                           | 142 153                      | 901                           | 4 848                          |
| Tennessee . . . . .                   | 43 349                             | 6 284               | -   | -                             | 19                          | 938 089                      | 1 712                         | 48 073                         |
| Texas . . . . .                       | 673 257                            | 45 296              | 231 936                                       | 4 549                         | -                           | 3 173 636                    | 21 322                        | 140 683                        |
| Utah . . . . .                        | 11 428                             | 7 608               | 858   | -                             | -                           | 318 722                      | 1 570                         | 9 063                          |
| Vermont . . . . .                     | 48 264                             | 392                 | -   | -                             | -                           | 141 087                      | 1 104                         | 3 292                          |
| Virginia . . . . .                    | 248 648                            | 31 839              | 182 929                                       | -                             | 94 262                      | 1 360 956                    | 2 199                         | 109 477                        |
| Washington . . . . .                  | 60 265                             | 15 561              | -   | 1 268                         | -                           | 985 922                      | 3 921                         | 67 035                         |
| West Virginia . . . . .               | 46 602                             | 29 652              | 1 001   | -                             | -                           | 313 950                      | 1 305                         | 22 438                         |
| Wisconsin . . . . .                   | 29 213                             | 6 125               | 86  | -                             | -                           | 920 572                      | 1 842                         | 34 761                         |
| Wyoming . . . . .                     | 4 976                              | 863                 | -   | -                             | -                           | 82 530                       | 915                           | 1 937                          |
| American Samoa . . . . .              | -                                  | -                   | -   | -                             | -                           | -                            | -                             | 208                            |
| Fed. States of Micronesia . . . . .   | -                                  | -                   | -   | -                             | -                           | -                            | -                             | -                              |
| Guam . . . . .                        | 6 310                              | 60                  | -   | -                             | -                           | 8 028                        | 833                           | 513                            |
| Marshall Islands . . . . .            | -                                  | -                   | -   | -                             | -                           | -                            | -                             | -                              |
| Northern Marianas . . . . .           | 357                                | 90                  | -   | -                             | -                           | 730                          | -                             | 197                            |
| Palau . . . . .                       | -                                  | -                   | -   | -                             | -                           | -                            | -                             | -                              |
| Puerto Rico . . . . .                 | 44 121                             | 1 826               | -   | -                             | -                           | 217 609                      | 3 124                         | 23 527                         |
| Virgin Islands . . . . .              | 7 356                              | -                   | -   | -                             | -                           | 16 955                       | 613                           | 720                            |
| Undistributed . . . . .               | 1 758 506                          | -                   | -   | -                             | -                           | -                            | -                             | -                              |

See footnotes at end of table.

**Table 6. Federal Government Expenditure for Salaries and Wages, by Agency, by State and Outlying Area: Fiscal Year 2001—Con.**

[In thousand dollars. Detail may not add to total because of rounding. For meaning of abbreviations and symbols, see introductory text]

| State and outlying area               | Nondefense agencies—Con. |                              |                  |                          |                            |                                |                                   |
|---------------------------------------|--------------------------|------------------------------|------------------|--------------------------|----------------------------|--------------------------------|-----------------------------------|
|                                       | Department of State      | Department of Transportation |                  |                          | Department of the Treasury | Department of Veterans Affairs | All other Nondefense <sup>4</sup> |
|                                       |                          | Total                        | U.S. Coast Guard | All other Transportation |                            |                                |                                   |
| <b>United States, total . . . . .</b> | <b>876 870</b>           | <b>6 437 402</b>             | <b>1 337 414</b> | <b>5 099 988</b>         | <b>8 077 573</b>           | <b>10 527 572</b>              | <b>6 985 662</b>                  |
| Alabama . . . . .                     | 102                      | 56 351                       | 30 365           | 25 986                   | 39 124                     | 193 397                        | 192 584                           |
| Alaska . . . . .                      | 58                       | 194 486                      | 87 785           | 106 701                  | 11 929                     | 20 173                         | 572                               |
| Arizona . . . . .                     | 968                      | 44 764                       | 180              | 44 584                   | 81 678                     | 206 745                        | 13 016                            |
| Arkansas . . . . .                    | -                        | 19 488                       | 914              | 18 574                   | 17 138                     | 165 281                        | 2 860                             |
| California . . . . .                  | 10 232                   | 583 774                      | 140 905          | 442 869                  | 888 673                    | 992 920                        | 95 477                            |
| Colorado . . . . .                    | 732                      | 116 052                      | 284              | 115 768                  | 105 565                    | 132 139                        | 28 923                            |
| Connecticut . . . . .                 | 755                      | 74 727                       | 37 929           | 36 798                   | 46 506                     | 107 675                        | 3 829                             |
| Delaware . . . . .                    | -                        | 3 154                        | 542              | 2 612                    | 9 885                      | 30 106                         | 393                               |
| District of Columbia . . . . .        | 771 053                  | 754 747                      | 92 911           | 661 836                  | 1 135 132                  | 358 891                        | 3 380 123                         |
| Florida . . . . .                     | 22 754                   | 421 300                      | 165 219          | 256 081                  | 301 576                    | 633 425                        | 22 083                            |
| Georgia . . . . .                     | 481                      | 213 562                      | 9 099            | 204 463                  | 368 658                    | 261 795                        | 52 029                            |
| Hawaii . . . . .                      | 1 225                    | 72 785                       | 34 582           | 38 203                   | 22 656                     | 25 210                         | 3 207                             |
| Idaho . . . . .                       | -                        | 10 822                       | 135              | 10 687                   | 8 696                      | 35 432                         | 326                               |
| Illinois . . . . .                    | 3 399                    | 208 109                      | 5 941            | 202 168                  | 221 656                    | 444 507                        | 119 467                           |
| Indiana . . . . .                     | 82                       | 96 084                       | 1 659            | 94 425                   | 73 765                     | 140 939                        | 8 805                             |
| Iowa . . . . .                        | -                        | 20 290                       | 2 048            | 18 242                   | 16 578                     | 112 887                        | 1 338                             |
| Kansas . . . . .                      | 109                      | 92 684                       | 6 175            | 86 509                   | 87 281                     | 119 883                        | 4 996                             |
| Kentucky . . . . .                    | 60                       | 38 391                       | 4 128            | 34 263                   | 192 174                    | 136 451                        | 58 049                            |
| Louisiana . . . . .                   | 3 549                    | 78 529                       | 41 270           | 37 259                   | 67 386                     | 179 183                        | 8 426                             |
| Maine . . . . .                       | 38                       | 34 079                       | 17 179           | 16 900                   | 17 469                     | 45 596                         | 606                               |
| Maryland . . . . .                    | 1 729                    | 115 743                      | 28 086           | 87 657                   | 380 348                    | 164 143                        | 232 641                           |
| Massachusetts . . . . .               | 2 632                    | 189 820                      | 68 470           | 121 350                  | 227 906                    | 270 128                        | 27 203                            |
| Michigan . . . . .                    | 389                      | 103 287                      | 37 086           | 66 201                   | 171 797                    | 254 403                        | 13 152                            |
| Minnesota . . . . .                   | -                        | 98 329                       | 4 395            | 93 934                   | 61 395                     | 190 958                        | 9 341                             |
| Mississippi . . . . .                 | -                        | 21 745                       | 8 149            | 13 596                   | 19 621                     | 145 876                        | 15 669                            |
| Missouri . . . . .                    | 37                       | 102 714                      | 5 866            | 96 848                   | 187 074                    | 236 810                        | 10 247                            |
| Montana . . . . .                     | 71                       | 13 089                       | 223              | 12 866                   | 11 202                     | 26 948                         | 806                               |
| Nebraska . . . . .                    | -                        | 14 501                       | 642              | 13 859                   | 18 401                     | 65 636                         | 1 378                             |
| Nevada . . . . .                      | -                        | 33 011                       | 548              | 32 463                   | 22 253                     | 72 523                         | 1 716                             |
| New Hampshire . . . . .               | 3 313                    | 61 301                       | 3 783            | 57 518                   | 12 265                     | 31 144                         | 637                               |
| New Jersey . . . . .                  | 1 101                    | 196 405                      | 48 479           | 147 926                  | 129 755                    | 155 809                        | 9 522                             |
| New Mexico . . . . .                  | 199                      | 61 502                       | 332              | 61 170                   | 23 028                     | 91 616                         | 2 735                             |
| New York . . . . .                    | 16 056                   | 280 301                      | 31 919           | 248 382                  | 651 031                    | 775 469                        | 67 773                            |
| North Carolina . . . . .              | 3 286                    | 117 327                      | 48 258           | 69 069                   | 67 811                     | 235 544                        | 12 898                            |
| North Dakota . . . . .                | -                        | 11 435                       | 28               | 11 407                   | 11 218                     | 31 351                         | 303                               |
| Ohio . . . . .                        | -                        | 147 867                      | 16 851           | 131 016                  | 180 273                    | 386 550                        | 22 156                            |
| Oklahoma . . . . .                    | -                        | 209 442                      | 2 288            | 207 154                  | 41 481                     | 118 272                        | 2 307                             |
| Oregon . . . . .                      | -                        | 57 505                       | 32 261           | 25 244                   | 36 797                     | 152 532                        | 2 530                             |
| Pennsylvania . . . . .                | 3 492                    | 91 555                       | 10 649           | 80 906                   | 408 211                    | 460 310                        | 75 674                            |
| Rhode Island . . . . .                | 563                      | 22 286                       | 11 214           | 11 072                   | 12 158                     | 41 153                         | 742                               |
| South Carolina . . . . .              | 5 491                    | 45 571                       | 21 242           | 24 329                   | 23 979                     | 127 166                        | 3 665                             |
| South Dakota . . . . .                | -                        | 7 393                        | -                | 7 393                    | 5 684                      | 72 485                         | 592                               |
| Tennessee . . . . .                   | -                        | 105 190                      | 5 138            | 100 052                  | 219 289                    | 294 190                        | 641 660                           |
| Texas . . . . .                       | 14 162                   | 411 742                      | 49 111           | 362 631                  | 704 326                    | 727 713                        | 55 507                            |
| Utah . . . . .                        | 330                      | 62 666                       | 126              | 62 540                   | 214 981                    | 72 324                         | 2 452                             |
| Vermont . . . . .                     | -                        | 8 491                        | 685              | 7 806                    | 11 750                     | 33 863                         | 320                               |
| Virginia . . . . .                    | 5 806                    | 383 280                      | 140 729          | 242 551                  | 157 862                    | 227 707                        | 78 270                            |
| Washington . . . . .                  | 2 616                    | 213 187                      | 42 707           | 170 480                  | 103 696                    | 227 594                        | 14 055                            |
| West Virginia . . . . .               | -                        | 21 712                       | 2 372            | 19 340                   | 148 927                    | 147 617                        | 2 641                             |
| Wisconsin . . . . .                   | -                        | 35 214                       | 10 183           | 25 031                   | 43 495                     | 188 937                        | 6 094                             |
| Wyoming . . . . .                     | -                        | 7 076                        | 179              | 6 897                    | 4 689                      | 34 261                         | 260                               |
| American Samoa . . . . .              | -                        | 1 249                        | 202              | 1 047                    | -                          | 51                             | -                                 |
| Fed. States of Micronesia . . . . .   | -                        | -                            | -                | -                        | -                          | -                              | -                                 |
| Guam . . . . .                        | -                        | 3 324                        | 125              | 3 199                    | 680                        | 350                            | 15                                |
| Marshall Islands . . . . .            | -                        | -                            | -                | -                        | -                          | -                              | -                                 |
| Northern Marianas . . . . .           | -                        | -                            | -                | -                        | -                          | -                              | 93                                |
| Palau . . . . .                       | -                        | -                            | -                | -                        | -                          | -                              | -                                 |
| Puerto Rico . . . . .                 | -                        | 46 550                       | 25 426           | 21 124                   | 46 250                     | 122 939                        | 21 673                            |
| Virgin Islands . . . . .              | -                        | 1 414                        | 412              | 1 002                    | 4 415                      | 565                            | 17                                |
| Undistributed . . . . .               | -                        | -                            | -                | -                        | -                          | -                              | 1 651 809                         |

<sup>1</sup>The "undistributed" amount includes the salary and wages data for the Federal Bureau of Investigation and for the Federal Judiciary that could not be geographically allocated.

<sup>2</sup>The "undistributed" amount represents defense Logistics Agency salaries and wages that could not be geographically allocated.

<sup>3</sup>The "undistributed" amount includes the salaries and wages of the Federal Bureau of Investigation that could not be geographically allocated.

<sup>4</sup>The "undistributed" amount includes the salaries and wages of the Federal Judiciary that could not be geographically allocated.

Note: Department of Defense data represent salaries, wages, and compensation, such as housing allowances; distributions by state are based on duty station. State detail for all other Federal Government agencies are estimates, based on place of employment. See text for additional information.

**Table 7. Federal Government Direct Loan Programs—Volume of Assistance Provided, by State and Outlying Area: Fiscal Year 2001**

[In thousand dollars. Detail may not add to total because of rounding. For meaning of abbreviations and symbols, see introductory text]

| State and outlying area               | Total             | Department of Agriculture      |                  | Federal direct student loans | Other            |
|---------------------------------------|-------------------|--------------------------------|------------------|------------------------------|------------------|
|                                       |                   | Commodity loans—price supports | Other            |                              |                  |
| <b>United States, total . . . . .</b> | <b>20 968 670</b> | <b>6 481 223</b>               | <b>3 871 077</b> | <b>9 325 203</b>             | <b>1 291 167</b> |
| Alabama . . . . .                     | 516 960           | 5 273                          | 59 606           | 408 856                      | 43 225           |
| Alaska . . . . .                      | 81 676            | -                              | 19 598           | 6 362                        | 55 716           |
| Arizona . . . . .                     | 270 188           | 12 291                         | 38 245           | 216 676                      | 2 975            |
| Arkansas . . . . .                    | 683 942           | 495 033                        | 128 983          | 50 047                       | 9 879            |
| California . . . . .                  | 1 121 994         | 206 096                        | 163 747          | 722 188                      | 29 964           |
| Colorado . . . . .                    | 250 972           | 68 926                         | 31 350           | 147 317                      | 3 380            |
| Connecticut . . . . .                 | 51 119            | -                              | 8 738            | 40 269                       | 2 112            |
| Delaware . . . . .                    | 44 292            | 7 375                          | 14 245           | 20 051                       | 2 621            |
| District of Columbia . . . . .        | 135 024           | -                              | 1 000            | 131 517                      | 2 507            |
| Florida . . . . .                     | 531 980           | 115 039                        | 71 016           | 269 447                      | 76 477           |
| Georgia . . . . .                     | 452 867           | 24 065                         | 89 317           | 328 951                      | 10 534           |
| Hawaii . . . . .                      | 25 402            | -                              | 19 032           | 332                          | 6 038            |
| Idaho . . . . .                       | 205 825           | 41 988                         | 56 351           | 106 892                      | 594              |
| Illinois . . . . .                    | 1 031 543         | 478 134                        | 90 065           | 458 725                      | 4 618            |
| Indiana . . . . .                     | 701 816           | 342 214                        | 98 908           | 260 610                      | 84               |
| Iowa . . . . .                        | 1 342 093         | 979 418                        | 105 731          | 250 978                      | 5 965            |
| Kansas . . . . .                      | 359 960           | 131 797                        | 64 435           | 151 807                      | 11 921           |
| Kentucky . . . . .                    | 237 285           | 47 138                         | 108 642          | 76 441                       | 5 063            |
| Louisiana . . . . .                   | 338 653           | 169 979                        | 103 450          | 34 766                       | 30 459           |
| Maine . . . . .                       | 60 327            | 57                             | 48 245           | 11 275                       | 750              |
| Maryland . . . . .                    | 232 274           | 18 110                         | 30 168           | 180 163                      | 3 832            |
| Massachusetts . . . . .               | 537 025           | 63                             | 31 135           | 470 557                      | 35 270           |
| Michigan . . . . .                    | 1 177 801         | 211 306                        | 135 821          | 645 990                      | 184 683          |
| Minnesota . . . . .                   | 1 169 998         | 868 934                        | 102 579          | 180 235                      | 18 250           |
| Mississippi . . . . .                 | 240 951           | 67 246                         | 118 883          | 24 414                       | 30 408           |
| Missouri . . . . .                    | 501 229           | 205 633                        | 81 755           | 210 056                      | 3 785            |
| Montana . . . . .                     | 91 975            | 21 773                         | 34 181           | 23 177                       | 12 843           |
| Nebraska . . . . .                    | 515 058           | 361 150                        | 72 226           | 50 155                       | 31 527           |
| Nevada . . . . .                      | 67 843            | -                              | 19 304           | 47 838                       | 700              |
| New Hampshire . . . . .               | 37 213            | -                              | 19 476           | 17 735                       | 2                |
| New Jersey . . . . .                  | 269 911           | 3 426                          | 30 197           | 229 441                      | 6 847            |
| New Mexico . . . . .                  | 92 489            | 4 992                          | 30 949           | 55 178                       | 1 370            |
| New York . . . . .                    | 1 032 959         | 23 874                         | 109 758          | 884 046                      | 15 281           |
| North Carolina . . . . .              | 403 901           | 49 046                         | 154 457          | 191 722                      | 8 676            |
| North Dakota . . . . .                | 232 615           | 174 984                        | 50 906           | 10                           | 6 715            |
| Ohio . . . . .                        | 903 812           | 184 707                        | 105 753          | 598 812                      | 14 540           |
| Oklahoma . . . . .                    | 212 702           | 39 801                         | 98 440           | 66 135                       | 8 327            |
| Oregon . . . . .                      | 244 773           | 8 937                          | 60 421           | 174 682                      | 733              |
| Pennsylvania . . . . .                | 295 162           | 20 316                         | 131 096          | 96 134                       | 47 616           |
| Rhode Island . . . . .                | 51 365            | -                              | 5 260            | 45 365                       | 740              |
| South Carolina . . . . .              | 191 229           | 15 758                         | 63 875           | 109 421                      | 2 175            |
| South Dakota . . . . .                | 400 191           | 327 302                        | 70 731           | 1 368                        | 790              |
| Tennessee . . . . .                   | 413 555           | 120 065                        | 135 471          | 156 118                      | 1 901            |
| Texas . . . . .                       | 1 078 887         | 148 760                        | 408 531          | 135 972                      | 385 624          |
| Utah . . . . .                        | 295 026           | 261 607                        | 29 009           | 4 410                        | -                |
| Vermont . . . . .                     | 52 217            | 38                             | 22 534           | 29 645                       | -                |
| Virginia . . . . .                    | 487 239           | 27 318                         | 82 619           | 371 508                      | 5 795            |
| Washington . . . . .                  | 456 501           | 85 474                         | 56 014           | 221 600                      | 93 413           |
| West Virginia . . . . .               | 239 300           | 1 760                          | 41 024           | 158 616                      | 37 900           |
| Wisconsin . . . . .                   | 366 180           | 103 188                        | 88 028           | 151 252                      | 23 712           |
| Wyoming . . . . .                     | 14 298            | 827                            | 12 848           | 18                           | 605              |
| American Samoa . . . . .              | -                 | -                              | -                | -                            | -                |
| Fed. States of Micronesia . . . . .   | 1 091             | -                              | 1 091            | -                            | -                |
| Guam . . . . .                        | 18 477            | -                              | 14 245           | 4 232                        | -                |
| Marshall Islands . . . . .            | 480               | -                              | 480              | -                            | -                |
| Northern Marianas . . . . .           | 579               | -                              | 579              | -                            | -                |
| Palau . . . . .                       | 682               | -                              | 682              | -                            | -                |
| Puerto Rico . . . . .                 | 191 045           | -                              | 95 218           | 93 678                       | 2 149            |
| Virgin Islands . . . . .              | 6 719             | -                              | 4 627            | 2 013                        | 79               |
| Undistributed . . . . .               | -                 | -                              | -                | -                            | -                |

Note: Amounts represent dollar volume of direct loans made during the fiscal year. See text for additional information.

**Table 8. Federal Government Guaranteed Loan Programs—Volume of Coverage Provided, by State and Outlying Area: Fiscal Year 2001**

[In thousand dollars. Detail may not add to total because of rounding. For meaning of abbreviations and symbols, see introductory text]

| State and outlying area               | Total              | Mortgage insurance for homes | Federal Family Education Loan program | Veterans housing guaranteed and insured loans—VA home loans | Mortgage insurance—condominiums | U.S.D.A.—guaranteed loans | Small business loans | Other            |
|---------------------------------------|--------------------|------------------------------|---------------------------------------|---|---------------------------------|---------------------------|----------------------|------------------|
| <b>United States, total . . . . .</b> | <b>175 546 709</b> | <b>105 776 394</b>           | <b>28 132 568</b>                     | <b>9 154 424</b>  | <b>8 170 877</b>                | <b>10 381 279</b>         | <b>12 886 739</b>    | <b>1 044 427</b> |
| Alabama . . . . .                     | 1 748 449          | 970 325                      | 338 397                               | 126 587   | 10 186                          | 163 169                   | 139 785              | -                |
| Alaska . . . . .                      | 616 124            | 342 653                      | 20 033                                | 73 859  | 47 989                          | 107 041                   | 24 549               | -                |
| Arizona . . . . .                     | 4 663 967          | 2 642 610                    | 1 108 555                             | 361 966   | 84 065                          | 203 376                   | 263 395              | -                |
| Arkansas . . . . .                    | 6 892 083          | 5 517 459                    | 231 635                               | 71 587  | 661 981                         | 336 629                   | 72 792               | -                |
| California . . . . .                  | 23 766 858         | 15 461 020                   | 2 685 029                             | 707 138   | 2 136 738                       | 309 461                   | 2 467 635            | -162             |
| Colorado . . . . .                    | 1 362 997          | 1 165                        | 454 331                               | 390 595   | 150                             | 159 970                   | 356 786              | -                |
| Connecticut . . . . .                 | 2 000 906          | 1 133 144                    | 342 422                               | 39 641  | 171 370                         | 40 069                    | 274 259              | -                |
| Delaware . . . . .                    | 465 171            | 302 557                      | 42 841                                | 38 242  | 3 654                           | 44 020                    | 33 857               | -                |
| District of Columbia . . . . .        | 839 362            | 244 660                      | 340 873                               | 4 857   | 35 907                          | -                         | 107 065              | 106 000          |
| Florida . . . . .                     | 9 151 943          | 5 426 976                    | 1 639 424                             | 731 115   | 521 258                         | 275 135                   | 558 034              | -                |
| Georgia . . . . .                     | 6 676 661          | 4 804 322                    | 651 466                               | 412 752   | 122 807                         | 329 239                   | 356 075              | -                |
| Hawaii . . . . .                      | 432 211            | 161 090                      | 79 167                                | 19 883  | 66 823                          | 77 906                    | 27 342               | -                |
| Idaho . . . . .                       | 889 203            | 578 575                      | 35 052                                | 66 875  | 3 726                           | 145 834                   | 59 140               | -                |
| Illinois . . . . .                    | 6 146 796          | 3 692 609                    | 1 104 335                             | 218 289   | 405 986                         | 319 529                   | 405 979              | 68               |
| Indiana . . . . .                     | 3 684 635          | 2 395 166                    | 735 852                               | 157 635   | 34 899                          | 178 981                   | 182 102              | -                |
| Iowa . . . . .                        | 1 036 420          | 370 925                      | 265 606                               | 47 839  | 11 245                          | 245 510                   | 95 296               | -                |
| Kansas . . . . .                      | 1 216 770          | 647 839                      | 260 995                               | 87 935  | 4 170                           | 138 169                   | 77 660               | -                |
| Kentucky . . . . .                    | 1 806 973          | 838 131                      | 300 613                               | 113 029   | 34 906                          | 448 667                   | 71 627               | -                |
| Louisiana . . . . .                   | 2 133 309          | 1 016 415                    | 625 694                               | 100 355   | 12 981                          | 267 027                   | 110 838              | -                |
| Maine . . . . .                       | 563 874            | 236 465                      | 154 578                               | 36 374  | 6 470                           | 82 239                    | 47 747               | -                |
| Maryland . . . . .                    | 7 122 249          | 5 431 997                    | 350 953                               | 404 756   | 650 896                         | 102 764                   | 180 884              | -                |
| Massachusetts . . . . .               | 3 193 313          | 1 706 054                    | 788 067                               | 75 370  | 164 995                         | 109 841                   | 348 986              | -                |
| Michigan . . . . .                    | 4 792 648          | 3 437 652                    | 475 679                               | 157 570   | 151 475                         | 344 206                   | 226 065              | -                |
| Minnesota . . . . .                   | 3 764 270          | 1 780 810                    | 532 881                               | 118 823   | 223 740                         | 664 341                   | 443 674              | -                |
| Mississippi . . . . .                 | 1 195 586          | 572 600                      | 299 524                               | 69 259  | 510                             | 145 204                   | 108 489              | -                |
| Missouri . . . . .                    | 3 473 517          | 1 824 542                    | 769 883                               | 165 351   | 43 842                          | 500 990                   | 168 910              | -                |
| Montana . . . . .                     | 590 498            | 221 807                      | 101 372                               | 32 728  | 6 620                           | 166 274                   | 61 697               | -                |
| Nebraska . . . . .                    | 1 026 346          | 496 555                      | 230 618                               | 82 809  | 1 102                           | 164 520                   | 50 742               | -                |
| Nevada . . . . .                      | 2 458 364          | 1 909 022                    | 56 936                                | 208 020   | 148 097                         | 32 153                    | 104 135              | -                |
| New Hampshire . . . . .               | 817 928            | 388 733                      | 197 049                               | 41 611  | 68 103                          | 40 377                    | 82 054               | -                |
| New Jersey . . . . .                  | 5 318 827          | 3 892 379                    | 410 995                               | 107 490   | 441 975                         | 52 863                    | 413 124              | -                |
| New Mexico . . . . .                  | 945 274            | 605 480                      | 99 494                                | 83 999  | 5 667                           | 93 829                    | 56 804               | -                |
| New York . . . . .                    | 8 612 915          | 4 283 268                    | 2 453 473                             | 97 378  | 55 080                          | 133 877                   | 1 131 320            | 458 520          |
| North Carolina . . . . .              | 4 243 992          | 2 457 080                    | 626 199                               | 391 541   | 81 843                          | 495 832                   | 191 498              | -                |
| North Dakota . . . . .                | 542 701            | 142 145                      | 128 893                               | 17 736  | 4 770                           | 201 592                   | 47 566               | -                |
| Ohio . . . . .                        | 5 846 211          | 3 658 158                    | 1 012 830                             | 278 553   | 132 781                         | 373 897                   | 389 993              | -                |
| Oklahoma . . . . .                    | 1 851 997          | 799 777                      | 424 912                               | 107 723   | 7 834                           | 265 335                   | 106 417              | 140 000          |
| Oregon . . . . .                      | 1 963 055          | 1 308 815                    | 220 664                               | 140 841   | 34 170                          | 90 159                    | 168 406              | -                |
| Pennsylvania . . . . .                | 5 848 806          | 2 419 276                    | 2 506 153                             | 189 543   | 89 469                          | 203 510                   | 440 856              | -                |
| Rhode Island . . . . .                | 786 109            | 442 191                      | 204 948                               | 20 369  | 18 414                          | 24 117                    | 76 070               | -                |
| South Carolina . . . . .              | 1 309 446          | 561 662                      | 355 452                               | 124 372   | 12 412                          | 175 618                   | 79 929               | -                |
| South Dakota . . . . .                | 540 532            | 153 688                      | 142 908                               | 23 828  | 1 362                           | 174 906                   | 43 839               | -                |
| Tennessee . . . . .                   | 3 446 890          | 2 084 612                    | 590 352                               | 198 060   | 45 183                          | 364 900                   | 163 784              | -                |
| Texas . . . . .                       | 12 493 532         | 7 887 035                    | 1 914 234                             | 828 791   | 96 417                          | 457 339                   | 1 019 716            | 290 000          |
| Utah . . . . .                        | 2 807 994          | 2 031 662                    | 223 926                               | 82 375  | 146 744                         | 82 009                    | 241 278              | -                |
| Vermont . . . . .                     | 304 565            | 60 116                       | 143 476                               | 11 559  | 8 119                           | 58 351                    | 22 943               | -                |
| Virginia . . . . .                    | 6 224 530          | 4 094 637                    | 398 142                               | 706 792   | 603 077                         | 188 059                   | 183 823              | 50 000           |
| Washington . . . . .                  | 4 129 699          | 2 658 984                    | 397 453                               | 395 170   | 289 204                         | 117 440                   | 271 449              | -                |
| West Virginia . . . . .               | 368 371            | 170 436                      | 60 775                                | 26 773  | 372                             | 84 394                    | 25 621               | -                |
| Wisconsin . . . . .                   | 1 780 537          | 599 995                      | 464 200                               | 117 974   | 14 503                          | 382 052                   | 201 813              | -                |
| Wyoming . . . . .                     | 302 181            | 129 204                      | 57 824                                | 20 609  | 834                             | 62 252                    | 31 458               | -                |
| American Samoa . . . . .              | -                  | -                            | -                                     | -   | -                               | -                         | -                    | -                |
| Fed. States of Micronesia . . . . .   | -                  | -                            | -                                     | -   | -                               | -                         | -                    | -                |
| Guam . . . . .                        | 27 226             | 1 415                        | -                                     | 837   | -                               | 21 187                    | 3 787                | -                |
| Marshall Islands . . . . .            | 383                | -                            | -                                     | -   | -                               | 383                       | -                    | -                |
| Northern Marianas . . . . .           | 13                 | -                            | -                                     | -   | -                               | -                         | 13                   | -                |
| Palau . . . . .                       | -                  | -                            | -                                     | -   | -                               | -                         | -                    | -                |
| Puerto Rico . . . . .                 | 1 314 352          | 779 215                      | 75 407                                | 18 518  | 243 677                         | 131 118                   | 66 418               | -                |
| Virgin Islands . . . . .              | 7 142              | 1 288                        | -                                     | 744   | 275                             | 3 620                     | 1 216                | -                |
| Undistributed . . . . .               | -                  | -                            | -                                     | -   | -                               | -                         | -                    | -                |

Note: Amounts represent dollar volume of loans guaranteed during the fiscal year. See text for additional information.

**Table 9. Federal Government Insurance Programs—Volume of Coverage Provided, by State and Outlying Area: Fiscal Year 2001**

[In thousand dollars. Detail may not add to total because of rounding. For meaning of abbreviations and symbols, see introductory text]

| State and outlying area               | Total              | Flood insurance    | Crop insurance    | Foreign investment insurance | Life insurance for veterans | Other          |
|---------------------------------------|--------------------|--------------------|-------------------|------------------------------|-----------------------------|----------------|
| <b>United States, total . . . . .</b> | <b>626 580 753</b> | <b>588 855 111</b> | <b>34 612 973</b> | <b>898 062</b>               | <b>1 952 878</b>            | <b>261 729</b> |
| Alabama . . . . .                     | 4 739 034          | 4 418 224          | 285 774           | -                            | 26 529                      | 8 507          |
| Alaska . . . . .                      | 329 987            | 326 302            | 521               | -                            | 2 604                       | 560            |
| Arizona . . . . .                     | 3 992 445          | 3 799 324          | 146 798           | -                            | 43 234                      | 3 089          |
| Arkansas . . . . .                    | 1 514 986          | 1 007 290          | 489 956           | -                            | 16 853                      | 887            |
| California . . . . .                  | 53 626 467         | 50 766 467         | 2 611 086         | -                            | 206 386                     | 42 528         |
| Colorado . . . . .                    | 2 562 592          | 2 072 151          | 443 067           | -                            | 31 224                      | 16 150         |
| Connecticut . . . . .                 | 4 519 283          | 4 424 528          | 61 833            | -                            | 31 672                      | 1 250          |
| Delaware . . . . .                    | 2 462 482          | 2 426 901          | 29 107            | -                            | 5 936                       | 538            |
| District of Columbia . . . . .        | 247 241            | 49 049             | -                 | 194 000                      | 3 761                       | 431            |
| Florida . . . . .                     | 248 107 094        | 245 623 396        | 2 279 284         | 1 380                        | 179 131                     | 23 902         |
| Georgia . . . . .                     | 10 863 011         | 10 033 579         | 770 694           | 4 770                        | 43 469                      | 10 500         |
| Hawaii . . . . .                      | 5 132 243          | 5 052 276          | 62 207            | -                            | 16 291                      | 1 469          |
| Idaho . . . . .                       | 1 116 326          | 802 627            | 305 427           | -                            | 8 272                       | -              |
| Illinois . . . . .                    | 7 340 734          | 4 629 746          | 2 624 924         | -                            | 82 412                      | 3 652          |
| Indiana . . . . .                     | 3 658 593          | 2 239 723          | 1 387 857         | -                            | 29 322                      | 1 692          |
| Iowa . . . . .                        | 4 518 445          | 874 527            | 3 618 028         | -                            | 23 836                      | 2 055          |
| Kansas . . . . .                      | 2 522 198          | 942 531            | 1 554 536         | -                            | 19 406                      | 5 724          |
| Kentucky . . . . .                    | 1 992 400          | 1 633 379          | 339 819           | -                            | 18 999                      | 203            |
| Louisiana . . . . .                   | 42 894 483         | 42 417 954         | 441 533           | -                            | 23 269                      | 11 727         |
| Maine . . . . .                       | 930 407            | 871 225            | 49 239            | -                            | 9 943                       | -              |
| Maryland . . . . .                    | 5 922 465          | 5 709 774          | 107 017           | 60 783                       | 42 122                      | 2 769          |
| Massachusetts . . . . .               | 5 692 437          | 5 542 054          | 39 439            | 51 512                       | 53 606                      | 5 826          |
| Michigan . . . . .                    | 3 253 820          | 2 644 314          | 554 062           | -                            | 53 546                      | 1 898          |
| Minnesota . . . . .                   | 3 803 535          | 1 172 657          | 2 591 082         | -                            | 39 424                      | 372            |
| Mississippi . . . . .                 | 4 937 522          | 4 238 606          | 681 048           | -                            | 14 208                      | 3 660          |
| Missouri . . . . .                    | 3 028 398          | 2 238 951          | 741 774           | -                            | 37 742                      | 9 931          |
| Montana . . . . .                     | 751 577            | 310 760            | 430 007           | -                            | 7 740                       | 3 071          |
| Nebraska . . . . .                    | 3 473 673          | 1 149 573          | 2 307 059         | -                            | 14 129                      | 2 912          |
| Nevada . . . . .                      | 2 003 887          | 1 984 503          | 3 456             | -                            | 13 390                      | 2 537          |
| New Hampshire . . . . .               | 580 345            | 562 211            | 7 656             | -                            | 10 155                      | 322            |
| New Jersey . . . . .                  | 25 477 448         | 25 354 122         | 54 477            | -                            | 68 554                      | 296            |
| New Mexico . . . . .                  | 1 233 383          | 1 169 209          | 48 855            | -                            | 13 636                      | 1 682          |
| New York . . . . .                    | 14 708 107         | 13 929 559         | 137 168           | 508 500                      | 130 863                     | 2 017          |
| North Carolina . . . . .              | 15 675 507         | 14 709 539         | 909 617           | -                            | 47 091                      | 9 260          |
| North Dakota . . . . .                | 2 244 921          | 828 510            | 1 411 407         | -                            | 5 004                       | -              |
| Ohio . . . . .                        | 3 919 350          | 3 073 159          | 767 286           | -                            | 73 896                      | 5 009          |
| Oklahoma . . . . .                    | 1 742 961          | 1 344 670          | 375 238           | -                            | 21 561                      | 1 492          |
| Oregon . . . . .                      | 4 154 378          | 3 751 600          | 376 966           | -                            | 24 523                      | 1 288          |
| Pennsylvania . . . . .                | 7 050 821          | 6 765 014          | 179 332           | -                            | 102 139                     | 4 336          |
| Rhode Island . . . . .                | 1 606 166          | 1 596 147          | 1 469             | -                            | 8 269                       | 281            |
| South Carolina . . . . .              | 22 528 252         | 22 248 514         | 248 698           | 2 858                        | 26 282                      | 1 900          |
| South Dakota . . . . .                | 1 576 231          | 322 650            | 1 246 259         | -                            | 6 111                       | 1 211          |
| Tennessee . . . . .                   | 2 330 888          | 1 776 725          | 518 719           | -                            | 29 106                      | 6 338          |
| Texas . . . . .                       | 62 782 463         | 60 642 482         | 1 927 448         | 74 259                       | 110 364                     | 27 910         |
| Utah . . . . .                        | 353 941            | 322 745            | 6 960             | -                            | 12 018                      | 12 218         |
| Vermont . . . . .                     | 319 016            | 306 191            | 8 351             | -                            | 4 474                       | -              |
| Virginia . . . . .                    | 11 127 487         | 10 795 835         | 269 921           | -                            | 57 083                      | 4 648          |
| Washington . . . . .                  | 4 249 891          | 3 686 779          | 515 730           | -                            | 43 020                      | 4 361          |
| West Virginia . . . . .               | 1 343 064          | 1 316 952          | 12 936            | -                            | 10 529                      | 2 646          |
| Wisconsin . . . . .                   | 1 886 750          | 1 257 777          | 587 543           | -                            | 41 323                      | 108            |
| Wyoming . . . . .                     | 297 253            | 246 350            | 44 303            | -                            | 3 764                       | 2 836          |
| American Samoa . . . . .              | 10 704             | 10 704             | -                 | -                            | -                           | -              |
| Fed. States of Micronesia . . . . .   | -                  | -                  | -                 | -                            | -                           | -              |
| Guam . . . . .                        | 26 812             | 26 812             | -                 | -                            | -                           | -              |
| Marshall Islands . . . . .            | -                  | -                  | -                 | -                            | -                           | -              |
| Northern Marianas . . . . .           | -                  | -                  | -                 | -                            | -                           | -              |
| Palau . . . . .                       | -                  | -                  | -                 | -                            | -                           | -              |
| Puerto Rico . . . . .                 | 3 143 688          | 3 138 476          | -                 | -                            | 4 257                       | 955            |
| Virgin Islands . . . . .              | 273 086            | 269 913            | -                 | -                            | 400                         | 2 773          |
| Undistributed . . . . .               | 73                 | 73                 | -                 | -                            | -                           | -              |

Note: Amounts represent dollar volume of the face value of insurance coverage provided during the fiscal year. See text for additional information.

**Table 10. Per Capita Amounts of Federal Government Expenditure, by Major Object Category, by State and Outlying Area: Fiscal Year 2001**

[In dollars. Detail may not add to total because of rounding. For meaning of abbreviations and symbols, see introductory text]

| State and outlying area               | United States resident population—April 1, 2000 <sup>1</sup> | Total           | Retirement and disability | Other direct payments | Grants          | Procurement   | Salaries and wages |
|---------------------------------------|--|-----------------|---------------------------|-----------------------|-----------------|---------------|--------------------|
| <b>United States, total . . . . .</b> | <b>281 421 906</b>   | <b>6 267.81</b> | <b>2 112.09</b>           | <b>1 431.01</b>       | <b>1 188.60</b> | <b>871.95</b> | <b>664.16</b>      |
| Alabama . . . . .                     | 4 447 100  | 7 128.34        | 2 576.97                  | 1 538.83              | 1 191.23        | 1 170.26      | 651.06             |
| Alaska . . . . .                      | 626 932  | 10 213.50       | 1 492.38                  | 972.87                | 3 690.47        | 1 803.02      | 2 254.76           |
| Arizona . . . . .                     | 5 130 632  | 5 920.51        | 2 158.62                  | 1 156.52              | 1 011.63        | 1 025.19      | 568.54             |
| Arkansas . . . . .                    | 2 673 400  | 6 221.33        | 2 493.44                  | 1 738.51              | 1 289.92        | 258.69        | 440.77             |
| California . . . . .                  | 33 871 648   | 5 565.62        | 1 721.38                  | 1 287.44              | 1 174.94        | 854.66        | 527.21             |
| Colorado . . . . .                    | 4 301 261  | 5 659.89        | 1 826.40                  | 985.30                | 910.34          | 1 038.67      | 899.18             |
| Connecticut . . . . .                 | 3 405 565  | 6 677.82        | 2 122.43                  | 1 480.13              | 1 281.38        | 1 390.04      | 403.85             |
| Delaware . . . . .                    | 783 600  | 5 418.12        | 2 291.38                  | 1 254.35              | 1 137.73        | 188.80        | 545.86             |
| District of Columbia . . . . .        | 572 059  | 54 086.48       | 3 206.94                  | 3 804.87              | 7 027.70        | 17 939.98     | 22 106.98          |
| Florida . . . . .                     | 15 982 378   | 6 256.79        | 2 672.82                  | 1 648.10              | 855.06          | 554.31        | 526.50             |
| Georgia . . . . .                     | 8 186 453  | 5 780.33        | 1 902.85                  | 1 160.50              | 968.57          | 901.76        | 846.64             |
| Hawaii . . . . .                      | 1 211 537  | 8 024.72        | 2 309.55                  | 1 170.91              | 1 249.37        | 1 210.78      | 2 084.11           |
| Idaho . . . . .                       | 1 293 953  | 5 818.53        | 2 016.07                  | 1 131.86              | 1 163.41        | 925.12        | 582.07             |
| Illinois . . . . .                    | 12 419 293   | 5 236.66        | 1 906.31                  | 1 537.13              | 956.85          | 332.97        | 503.40             |
| Indiana . . . . .                     | 6 080 485  | 5 290.06        | 2 070.37                  | 1 459.18              | 962.03          | 449.69        | 348.80             |
| Iowa . . . . .                        | 2 926 324  | 5 946.46        | 2 199.65                  | 2 036.35              | 1 052.24        | 306.47        | 351.75             |
| Kansas . . . . .                      | 2 688 418  | 6 211.37        | 2 179.79                  | 1 810.82              | 1 012.16        | 514.39        | 694.22             |
| Kentucky . . . . .                    | 4 041 769  | 6 392.04        | 2 407.00                  | 1 346.59              | 1 261.84        | 682.68        | 693.93             |
| Louisiana . . . . .                   | 4 468 976  | 6 224.34        | 2 034.33                  | 1 704.48              | 1 381.23        | 587.45        | 516.86             |
| Maine . . . . .                       | 1 274 923  | 6 416.46        | 2 506.36                  | 1 253.78              | 1 493.95        | 528.94        | 633.42             |
| Maryland . . . . .                    | 5 296 486  | 9 093.55        | 2 337.00                  | 1 612.73              | 1 432.36        | 2 027.05      | 1 684.41           |
| Massachusetts . . . . .               | 6 349 097  | 6 958.26        | 2 099.19                  | 1 743.09              | 1 530.66        | 1 079.03      | 506.29             |
| Michigan . . . . .                    | 9 938 444  | 5 195.23        | 2 097.54                  | 1 345.41              | 1 095.41        | 339.92        | 316.95             |
| Minnesota . . . . .                   | 4 919 479  | 5 068.71        | 1 823.26                  | 1 372.55              | 1 069.30        | 416.55        | 387.04             |
| Mississippi . . . . .                 | 2 844 658  | 7 105.12        | 2 327.60                  | 2 023.42              | 1 492.79        | 654.84        | 606.48             |
| Missouri . . . . .                    | 5 595 211  | 7 004.36        | 2 286.81                  | 1 666.94              | 1 226.98        | 1 204.72      | 618.92             |
| Montana . . . . .                     | 902 195  | 7 335.29        | 2 365.70                  | 1 925.44              | 1 845.63        | 410.67        | 787.85             |
| Nebraska . . . . .                    | 1 711 263  | 6 294.42        | 2 152.97                  | 2 064.16              | 1 200.48        | 261.19        | 615.62             |
| Nevada . . . . .                      | 1 998 257  | 4 815.98        | 2 104.86                  | 958.36                | 721.54          | 521.06        | 510.17             |
| New Hampshire . . . . .               | 1 235 786  | 5 109.06        | 2 147.23                  | 972.11                | 1 041.96        | 530.18        | 417.58             |
| New Jersey . . . . .                  | 8 414 350  | 5 495.32        | 2 090.42                  | 1 453.74              | 1 007.53        | 494.14        | 449.49             |
| New Mexico . . . . .                  | 1 819 046  | 9 118.45        | 2 227.72                  | 1 143.13              | 1 971.46        | 2 815.54      | 960.60             |
| New York . . . . .                    | 18 976 457   | 6 132.13        | 2 043.16                  | 1 602.39              | 1 733.55        | 325.03        | 428.00             |
| North Carolina . . . . .              | 8 049 313  | 5 535.52        | 2 175.86                  | 1 151.00              | 1 133.32        | 391.79        | 683.54             |
| North Dakota . . . . .                | 642 200  | 9 262.43        | 2 106.03                  | 3 733.43              | 1 999.54        | 435.99        | 987.44             |
| Ohio . . . . .                        | 11 353 140   | 5 435.04        | 2 137.06                  | 1 383.44              | 1 035.98        | 451.32        | 427.24             |
| Oklahoma . . . . .                    | 3 450 654  | 6 570.22        | 2 376.66                  | 1 474.67              | 1 193.70        | 641.18        | 884.01             |
| Oregon . . . . .                      | 3 421 399  | 5 378.27        | 2 177.61                  | 1 195.82              | 1 259.02        | 280.42        | 465.41             |
| Pennsylvania . . . . .                | 12 281 054   | 6 457.92        | 2 474.23                  | 1 752.77              | 1 208.96        | 552.72        | 469.24             |
| Rhode Island . . . . .                | 1 048 319  | 6 666.47        | 2 342.31                  | 1 703.68              | 1 533.40        | 374.11        | 712.97             |
| South Carolina . . . . .              | 4 012 012  | 6 150.22        | 2 368.28                  | 1 187.07              | 1 178.94        | 786.43        | 629.50             |
| South Dakota . . . . .                | 754 844  | 7 692.96        | 2 194.74                  | 2 642.28              | 1 661.69        | 398.83        | 795.41             |
| Tennessee . . . . .                   | 5 689 283  | 6 460.88        | 2 276.92                  | 1 411.59              | 1 235.08        | 1 021.39      | 515.90             |
| Texas . . . . .                       | 20 851 820   | 5 396.67        | 1 737.61                  | 1 288.61              | 1 039.49        | 750.48        | 580.49             |
| Utah . . . . .                        | 2 233 169  | 5 094.75        | 1 614.16                  | 751.91                | 1 004.95        | 933.24        | 790.50             |
| Vermont . . . . .                     | 608 827  | 6 132.70        | 2 092.93                  | 1 116.16              | 1 756.64        | 642.30        | 524.66             |
| Virginia . . . . .                    | 7 078 515  | 10 066.71       | 2 552.99                  | 1 129.87              | 834.71          | 3 805.20      | 1 743.95           |
| Washington . . . . .                  | 5 894 121  | 6 261.05        | 2 154.01                  | 1 185.59              | 1 152.62        | 929.82        | 839.01             |
| West Virginia . . . . .               | 1 808 344  | 6 934.97        | 2 963.42                  | 1 481.20              | 1 642.81        | 291.67        | 555.87             |
| Wisconsin . . . . .                   | 5 363 675  | 4 967.74        | 2 029.22                  | 1 207.24              | 1 089.28        | 338.79        | 303.22             |
| Wyoming . . . . .                     | 493 782  | 7 257.42        | 2 159.79                  | 1 070.14              | 2 456.75        | 690.78        | 879.97             |
| American Samoa . . . . .              | 63 781   | 1 813.17        | 623.40                    | 10.25                 | 908.85          | 185.70        | 84.98              |
| Fed. States of Micronesia . . . . .   | 131 500  | 748.86          | 3.19                      | 26.12                 | 712.42          | 7.13          | -                  |
| Guam . . . . .                        | 151 968  | 5 972.41        | 1 253.85                  | 491.32                | 1 158.01        | 1 440.75      | 1 628.48           |
| Marshall Islands . . . . .            | 65 539   | 2 287.11        | 13.23                     | 0.17                  | 726.10          | 1 547.61      | -                  |
| Northern Marianas . . . . .           | 69 216   | 1 389.95        | 296.83                    | 57.35                 | 867.23          | 131.97        | 36.58              |
| Palau . . . . .                       | 18 434   | 1 938.71        | 19.11                     | 8.88                  | 1 889.02        | 21.70         | -                  |
| Puerto Rico . . . . .                 | 3 808 610  | 3 460.79        | 1 376.36                  | 708.06                | 1 023.85        | 125.22        | 227.30             |
| Virgin Islands . . . . .              | 119 615  | 3 376.26        | 1 102.48                  | 848.78                | 925.84          | 124.26        | 374.90             |
| Undistributed . . . . .               | (X)  | (X)             | (X)                       | (X)                   | (X)             | (X)           | (X)                |

<sup>1</sup>Population figures for Micronesia, Marshall Island, and Palau are 2000 estimates based on the 1990 Census; they do not reflect Census 2000 counts. All other population figures represent resident population as of April 1, 2000.

Note: U.S. total population and per capita figures in the top line include only the 50 States and the District of Columbia; the U.S. Outlying Areas represented at the bottom of the table are excluded.

**Table 11. Percent Distribution of Federal Government Expenditure, by Major Object Category, by State and Outlying Area: Fiscal Year 2001**

[In dollars. Detail may not add to total because of rounding. For meaning of abbreviations and symbols, see introductory text]

| State and outlying area               | Percent distribution of United States resident population, April 1, 2000 | Total        | Retirement and disability | Other direct payments | Grants       | Procurement  | Salaries and wages |
|---------------------------------------|--|--------------|---------------------------|-----------------------|--------------|--------------|--------------------|
| <b>United States, total . . . . .</b> | <b>100.0</b>   | <b>100.0</b> | <b>100.0</b>              | <b>100.0</b>          | <b>100.0</b> | <b>100.0</b> | <b>100.0</b>       |
| Alabama . . . . .                     | 1.6  | 1.8          | 1.9                       | 1.7                   | 1.6          | 2.1          | 1.5                |
| Alaska . . . . .                      | 0.2  | 0.4          | 0.2                       | 0.2                   | 0.7          | 0.5          | 0.8                |
| Arizona . . . . .                     | 1.8  | 1.7          | 1.8                       | 1.5                   | 1.5          | 2.1          | 1.6                |
| Arkansas . . . . .                    | 0.9  | 0.9          | 1.1                       | 1.1                   | 1.0          | 0.3          | 0.6                |
| California . . . . .                  | 11.8   | 10.6         | 9.7                       | 10.8                  | 11.7         | 11.8         | 9.5                |
| Colorado . . . . .                    | 1.5  | 1.4          | 1.3                       | 1.0                   | 1.2          | 1.8          | 2.1                |
| Connecticut . . . . .                 | 1.2  | 1.3          | 1.2                       | 1.2                   | 1.3          | 1.9          | 0.7                |
| Delaware . . . . .                    | 0.3  | 0.2          | 0.3                       | 0.2                   | 0.3          | 0.1          | 0.2                |
| District of Columbia . . . . .        | 0.2  | 1.7          | 0.3                       | 0.5                   | 1.2          | 4.2          | 6.7                |
| Florida . . . . .                     | 5.6  | 5.6          | 7.1                       | 6.5                   | 4.0          | 3.6          | 4.5                |
| Georgia . . . . .                     | 2.9  | 2.7          | 2.6                       | 2.3                   | 2.3          | 3.0          | 3.7                |
| Hawaii . . . . .                      | 0.4  | 0.5          | 0.5                       | 0.3                   | 0.4          | 0.6          | 1.3                |
| Idaho . . . . .                       | 0.5  | 0.4          | 0.4                       | 0.4                   | 0.4          | 0.5          | 0.4                |
| Illinois . . . . .                    | 4.3  | 3.7          | 3.9                       | 4.7                   | 3.5          | 1.7          | 3.3                |
| Indiana . . . . .                     | 2.1  | 1.8          | 2.1                       | 2.2                   | 1.7          | 1.1          | 1.1                |
| Iowa . . . . .                        | 1.0  | 1.0          | 1.1                       | 1.5                   | 0.9          | 0.4          | 0.5                |
| Kansas . . . . .                      | 0.9  | 0.9          | 1.0                       | 1.2                   | 0.8          | 0.6          | 1.0                |
| Kentucky . . . . .                    | 1.4  | 1.5          | 1.6                       | 1.3                   | 1.5          | 1.1          | 1.5                |
| Louisiana . . . . .                   | 1.6  | 1.6          | 1.5                       | 1.9                   | 1.8          | 1.1          | 1.2                |
| Maine . . . . .                       | 0.4  | 0.5          | 0.5                       | 0.4                   | 0.6          | 0.3          | 0.4                |
| Maryland . . . . .                    | 1.9  | 2.7          | 2.1                       | 2.1                   | 2.2          | 4.4          | 4.7                |
| Massachusetts . . . . .               | 2.2  | 2.5          | 2.2                       | 2.7                   | 2.9          | 2.8          | 1.7                |
| Michigan . . . . .                    | 3.5  | 2.9          | 3.5                       | 3.3                   | 3.2          | 1.4          | 1.7                |
| Minnesota . . . . .                   | 1.7  | 1.4          | 1.5                       | 1.7                   | 1.6          | 0.8          | 1.0                |
| Mississippi . . . . .                 | 1.0  | 1.1          | 1.1                       | 1.4                   | 1.3          | 0.8          | 0.9                |
| Missouri . . . . .                    | 2.0  | 2.2          | 2.1                       | 2.3                   | 2.0          | 2.7          | 1.8                |
| Montana . . . . .                     | 0.3  | 0.4          | 0.4                       | 0.4                   | 0.5          | 0.2          | 0.4                |
| Nebraska . . . . .                    | 0.6  | 0.6          | 0.6                       | 0.9                   | 0.6          | 0.2          | 0.6                |
| Nevada . . . . .                      | 0.7  | 0.5          | 0.7                       | 0.5                   | 0.4          | 0.4          | 0.5                |
| New Hampshire . . . . .               | 0.4  | 0.4          | 0.4                       | 0.3                   | 0.4          | 0.3          | 0.3                |
| New Jersey . . . . .                  | 2.9  | 2.6          | 2.9                       | 3.0                   | 2.5          | 1.7          | 2.0                |
| New Mexico . . . . .                  | 0.6  | 0.9          | 0.7                       | 0.5                   | 1.1          | 2.1          | 0.9                |
| New York . . . . .                    | 6.6  | 6.5          | 6.5                       | 7.5                   | 9.7          | 2.5          | 4.3                |
| North Carolina . . . . .              | 2.8  | 2.5          | 2.9                       | 2.3                   | 2.7          | 1.3          | 2.9                |
| North Dakota . . . . .                | 0.2  | 0.3          | 0.2                       | 0.6                   | 0.4          | 0.1          | 0.3                |
| Ohio . . . . .                        | 4.0  | 3.5          | 4.0                       | 3.9                   | 3.5          | 2.1          | 2.6                |
| Oklahoma . . . . .                    | 1.2  | 1.3          | 1.4                       | 1.3                   | 1.2          | 0.9          | 1.6                |
| Oregon . . . . .                      | 1.2  | 1.0          | 1.2                       | 1.0                   | 1.3          | 0.4          | 0.8                |
| Pennsylvania . . . . .                | 4.3  | 4.5          | 5.1                       | 5.3                   | 4.4          | 2.8          | 3.1                |
| Rhode Island . . . . .                | 0.4  | 0.4          | 0.4                       | 0.4                   | 0.5          | 0.2          | 0.4                |
| South Carolina . . . . .              | 1.4  | 1.4          | 1.6                       | 1.2                   | 1.4          | 1.3          | 1.3                |
| South Dakota . . . . .                | 0.3  | 0.3          | 0.3                       | 0.5                   | 0.4          | 0.1          | 0.3                |
| Tennessee . . . . .                   | 2.0  | 2.1          | 2.2                       | 2.0                   | 2.1          | 2.4          | 1.6                |
| Texas . . . . .                       | 7.3  | 6.3          | 6.0                       | 6.6                   | 6.4          | 6.4          | 6.4                |
| Utah . . . . .                        | 0.8  | 0.6          | 0.6                       | 0.4                   | 0.7          | 0.8          | 0.9                |
| Vermont . . . . .                     | 0.2  | 0.2          | 0.2                       | 0.2                   | 0.3          | 0.2          | 0.2                |
| Virginia . . . . .                    | 2.5  | 4.0          | 3.0                       | 2.0                   | 1.7          | 10.9         | 6.6                |
| Washington . . . . .                  | 2.1  | 2.1          | 2.1                       | 1.7                   | 2.0          | 2.2          | 2.6                |
| West Virginia . . . . .               | 0.6  | 0.7          | 0.9                       | 0.7                   | 0.9          | 0.2          | 0.5                |
| Wisconsin . . . . .                   | 1.9  | 1.5          | 1.8                       | 1.6                   | 1.7          | 0.7          | 0.9                |
| Wyoming . . . . .                     | 0.2  | 0.2          | 0.2                       | 0.1                   | 0.4          | 0.1          | 0.2                |
| American Samoa . . . . .              | -  | -            | -                         | -                     | -            | -            | -                  |
| Fed. States of Micronesia . . . . .   | -  | -            | -                         | -                     | -            | -            | -                  |
| Guam . . . . .                        | 0.1  | 0.1          | -                         | -                     | 0.1          | 0.1          | 0.1                |
| Marshall Islands . . . . .            | -  | -            | -                         | -                     | -            | -            | -                  |
| Northern Marianas . . . . .           | -  | -            | -                         | -                     | -            | -            | -                  |
| Palau . . . . .                       | -  | -            | -                         | -                     | -            | -            | -                  |
| Puerto Rico . . . . .                 | 1.3  | 0.7          | 0.9                       | 0.7                   | 1.2          | 0.2          | 0.5                |
| Virgin Islands . . . . .              | -  | -            | -                         | -                     | -            | -            | -                  |
| Undistributed . . . . .               | -  | 1.9          | -                         | -                     | -            | 12.0         | 2.0                |

Note: Values for the 50 states, the District of Columbia, and the U.S. Outlying Areas were used in calculating these distributions.

**Table 12. Federal Government Expenditure for Defense Department and All Other Agencies, by State and Outlying Area: Fiscal Year 2001**

[Detail may not add to total because of rounding. For meaning of abbreviations and symbols, see introductory text]

| State and outlying area             | Federal expenditure<br>(millions of dollars) |                               | Per capita federal expenditure <sup>1</sup><br>(dollars) |                               | Percent distribution of federal<br>expenditure |                               | Exhibit:<br>Department of<br>Energy, defense<br>related activities<br>(millions of<br>dollars) <sup>2</sup> |
|-------------------------------------|--|-------------------------------|--|-------------------------------|--|-------------------------------|---|
|                                     | Department<br>of Defense                     | All other<br>federal agencies | Department<br>of Defense                                 | All other<br>federal agencies | Department<br>of Defense                       | All other<br>federal agencies |   |
| <b>United States, total . . .</b>   | <b>255 385</b>                               | <b>1 523 499</b>              | <b>903.01</b>  | <b>5 364.80</b>               | <b>100.0</b>                                   | <b>100.0</b>                  | <b>12 837</b>   |
| Alabama . . . . .                   | 5 648  | 26 053                        | 1 270.03   | 5 858.31                      | 2.2  | 1.7                           | -   |
| Alaska . . . . .                    | 1 778  | 4 625                         | 2 836.82   | 7 376.68                      | 0.7  | 0.3                           | 13  |
| Arizona . . . . .                   | 6 641  | 23 735                        | 1 294.42   | 4 626.09                      | 2.6  | 1.6                           | -   |
| Arkansas . . . . .                  | 1 166  | 15 466                        | 436.01   | 5 785.32                      | 0.5  | 1.0                           | -   |
| California . . . . .                | 31 304                                       | 157 213                       | 924.18   | 4 641.44                      | 12.3   | 10.3                          | 1 168   |
| Colorado . . . . .                  | 4 768  | 19 576                        | 1 108.56   | 4 551.33                      | 1.9  | 1.3                           | 699   |
| Connecticut . . . . .               | 4 737  | 18 005                        | 1 390.95   | 5 286.87                      | 1.9  | 1.2                           | -   |
| Delaware . . . . .                  | 423  | 3 822                         | 540.34   | 4 877.78                      | 0.2  | 0.3                           | -   |
| District of Columbia . . . . .      | 2 871  | 28 069                        | 5 019.12   | 49 067.37                     | 1.1  | 1.8                           | 737   |
| Florida . . . . .                   | 13 716                                       | 86 283                        | 858.18   | 5 398.61                      | 5.4  | 5.7                           | 9   |
| Georgia . . . . .                   | 10 995                                       | 36 326                        | 1 343.06   | 4 437.27                      | 4.3  | 2.4                           | -   |
| Hawaii . . . . .                    | 3 728  | 5 995                         | 3 076.76   | 4 947.96                      | 1.5  | 0.4                           | -   |
| Idaho . . . . .                     | 580  | 6 949                         | 448.30   | 5 370.23                      | 0.2  | 0.5                           | 676   |
| Illinois . . . . .                  | 4 118  | 60 918                        | 331.57   | 4 905.09                      | 1.6  | 4.0                           | 125   |
| Indiana . . . . .                   | 2 650  | 29 516                        | 435.88   | 4 854.18                      | 1.0  | 1.9                           | -   |
| Iowa . . . . .                      | 795  | 16 606                        | 271.81   | 5 674.64                      | 0.3  | 1.1                           | 1   |
| Kansas . . . . .                    | 2 087  | 14 612                        | 776.29   | 5 435.09                      | 0.8  | 1.0                           | -   |
| Kentucky . . . . .                  | 3 042  | 22 793                        | 752.75   | 5 639.29                      | 1.2  | 1.5                           | 4   |
| Louisiana . . . . .                 | 2 915  | 24 901                        | 652.35   | 5 571.99                      | 1.1  | 1.6                           | -   |
| Maine . . . . .                     | 1 094  | 7 086                         | 858.15   | 5 558.32                      | 0.4  | 0.5                           | -   |
| Maryland . . . . .                  | 8 622  | 39 542                        | 1 627.93   | 7 465.62                      | 3.4  | 2.6                           | 112   |
| Massachusetts . . . . .             | 6 250  | 37 929                        | 984.38   | 5 973.88                      | 2.4  | 2.5                           | -   |
| Michigan . . . . .                  | 3 148  | 48 484                        | 316.78   | 4 878.45                      | 1.2  | 3.2                           | -   |
| Minnesota . . . . .                 | 1 870  | 23 065                        | 380.18   | 4 688.52                      | 0.7  | 1.5                           | -   |
| Mississippi . . . . .               | 2 724  | 17 488                        | 957.61   | 6 147.51                      | 1.1  | 1.1                           | 1   |
| Missouri . . . . .                  | 6 611  | 32 580                        | 1 181.57   | 5 822.79                      | 2.6  | 2.1                           | 361   |
| Montana . . . . .                   | 419  | 6 199                         | 463.94   | 6 871.35                      | 0.2  | 0.4                           | 7   |
| Nebraska . . . . .                  | 874  | 9 898                         | 510.61   | 5 783.81                      | 0.3  | 0.6                           | -   |
| Nevada . . . . .                    | 1 188  | 8 436                         | 594.41   | 4 221.56                      | 0.5  | 0.6                           | 523   |
| New Hampshire . . . . .             | 744  | 5 570                         | 601.92   | 4 507.14                      | 0.3  | 0.4                           | -   |
| New Jersey . . . . .                | 4 175  | 42 065                        | 496.17   | 4 999.14                      | 1.6  | 2.8                           | -   |
| New Mexico . . . . .                | 1 910  | 14 677                        | 1 049.73   | 8 068.72                      | 0.7  | 1.0                           | 2 968   |
| New York . . . . .                  | 5 166  | 111 200                       | 272.23   | 5 859.90                      | 2.0  | 7.3                           | 74  |
| North Carolina . . . . .            | 6 159  | 38 398                        | 765.13   | 4 770.39                      | 2.4  | 2.5                           | -   |
| North Dakota . . . . .              | 545  | 5 404                         | 848.36   | 8 414.07                      | 0.2  | 0.4                           | -   |
| Ohio . . . . .                      | 5 523  | 56 182                        | 486.48   | 4 948.56                      | 2.2  | 3.7                           | 493   |
| Oklahoma . . . . .                  | 3 962  | 18 710                        | 1 148.08   | 5 422.14                      | 1.6  | 1.2                           | -   |
| Oregon . . . . .                    | 958  | 17 444                        | 279.89   | 5 098.39                      | 0.4  | 1.1                           | -   |
| Pennsylvania . . . . .              | 6 422  | 72 888                        | 522.88   | 5 935.04                      | 2.5  | 4.8                           | -   |
| Rhode Island . . . . .              | 807  | 6 182                         | 769.39   | 5 897.08                      | 0.3  | 0.4                           | -   |
| South Carolina . . . . .            | 3 604  | 21 071                        | 898.27   | 5 251.95                      | 1.4  | 1.4                           | 1 638   |
| South Dakota . . . . .              | 387  | 5 420                         | 513.08   | 7 179.87                      | 0.2  | 0.4                           | -   |
| Tennessee . . . . .                 | 2 228  | 34 530                        | 391.53   | 6 069.35                      | 0.9  | 2.3                           | 961   |
| Texas . . . . .                     | 18 128                                       | 94 403                        | 869.37   | 4 527.30                      | 7.1  | 6.2                           | 340   |
| Utah . . . . .                      | 2 381  | 8 996                         | 1 066.37   | 4 028.38                      | 0.9  | 0.6                           | -   |
| Vermont . . . . .                   | 417  | 3 317                         | 684.47   | 5 448.23                      | 0.2  | 0.2                           | -   |
| Virginia . . . . .                  | 30 020                                       | 41 237                        | 4 241.04   | 5 825.66                      | 11.8   | 2.7                           | -   |
| Washington . . . . .                | 6 328  | 30 576                        | 1 073.56   | 5 187.49                      | 2.5  | 2.0                           | 1 821   |
| West Virginia . . . . .             | 402  | 12 139                        | 222.03   | 6 712.94                      | 0.2  | 0.8                           | 63  |
| Wisconsin . . . . .                 | 1 396  | 25 249                        | 260.31   | 4 707.43                      | 0.5  | 1.7                           | -   |
| Wyoming . . . . .                   | 335  | 3 248                         | 679.24   | 6 578.18                      | 0.1  | 0.2                           | -   |
| American Samoa . . . . .            | 6  | 109                           | 101.49   | 1 711.68                      | -  | -                             | -   |
| Fed. States of Micronesia . . . . . | -  | 98                            | -  | 748.86                        | -  | -                             | -   |
| Guam . . . . .                      | 461  | 446                           | 3 035.63   | 2 936.78                      | 0.2  | -                             | -   |
| Marshall Islands . . . . .          | 101  | 49                            | 1 539.50   | 747.62                        | -  | -                             | -   |
| Northern Marianas . . . . .         | 9  | 87                            | 126.68   | 1 263.27                      | -  | -                             | -   |
| Palau . . . . .                     | -  | 36                            | 0.54   | 1 938.16                      | -  | -                             | -   |
| Puerto Rico . . . . .               | 668  | 12 513                        | 175.42   | 3 285.38                      | 0.3  | 0.8                           | -   |
| Virgin Islands . . . . .            | 12   | 392                           | 102.56   | 3 273.71                      | -  | -                             | -   |
| Undistributed . . . . .             | 15 370                                       | 8 696                         | -  | -                             | -  | -                             | 41  |

<sup>1</sup>Per capita federal expenditure amounts are based on April 1, 2000 resident population data, included in Table 10.

<sup>2</sup>These data are presented for illustrative purposes only. They were compiled from the preliminary state tables that are part of Department of Energy FY 2003 Congressional Budget request.



**Table 13. Historical Summary of Federal Government Expenditure, by State and Outlying Area: Fiscal Years 1992 to 2001**

[In million dollars. Detail may not add to total because of rounding. For meaning of abbreviations and symbols, see introductory text]

| State and outlying area               | Total expenditure |                  |                  |                  |                  |                  |                  |                  |                  |                  |
|---------------------------------------|-------------------|------------------|------------------|------------------|------------------|------------------|------------------|------------------|------------------|------------------|
|                                       | 2001              | 2000             | 1999             | 1998             | 1997             | 1996             | 1995             | 1994             | 1993             | 1992             |
| <b>United States, total . . . . .</b> | <b>1 778 884</b>  | <b>1 637 170</b> | <b>1 546 472</b> | <b>1 478 445</b> | <b>1 432 618</b> | <b>1 396 673</b> | <b>1 368 202</b> | <b>1 310 815</b> | <b>1 272 779</b> | <b>1 207 069</b> |
| Alabama . . . . .                     | 31 700            | 29 217           | 26 906           | 25 347           | 24 650           | 23 548           | 22 795           | 22 160           | 21 227           | 20 550           |
| Alaska . . . . .                      | 6 403             | 5 953            | 5 292            | 4 769            | 4 644            | 4 378            | 4 230            | 4 497            | 4 632            | 4 124            |
| Arizona . . . . .                     | 30 376            | 29 244           | 27 077           | 24 120           | 22 282           | 21 951           | 20 906           | 18 809           | 18 618           | 16 767           |
| Arkansas . . . . .                    | 16 632            | 14 828           | 13 707           | 13 041           | 12 593           | 12 164           | 11 768           | 11 308           | 10 893           | 10 124           |
| California . . . . .                  | 188 517           | 175 751          | 168 690          | 161 909          | 158 556          | 156 075          | 153 831          | 153 952          | 149 383          | 141 913          |
| Colorado . . . . .                    | 24 345            | 22 918           | 21 942           | 21 043           | 19 629           | 20 011           | 19 062           | 18 950           | 18 317           | 17 333           |
| Connecticut . . . . .                 | 22 742            | 19 517           | 19 646           | 19 437           | 18 124           | 18 142           | 17 505           | 16 366           | 16 550           | 16 062           |
| Delaware . . . . .                    | 4 246             | 3 959            | 3 816            | 3 556            | 3 470            | 3 408            | 3 310            | 2 995            | 2 866            | 2 741            |
| District of Columbia . . . . .        | 30 941            | 28 254           | 27 105           | 24 041           | 23 125           | 22 678           | 21 912           | 22 061           | 20 718           | 20 341           |
| Florida . . . . .                     | 99 998            | 92 776           | 87 723           | 83 708           | 82 645           | 79 614           | 75 000           | 70 153           | 69 389           | 63 446           |
| Georgia . . . . .                     | 47 320            | 42 460           | 39 419           | 37 213           | 35 930           | 34 857           | 33 414           | 32 020           | 30 377           | 28 673           |
| Hawaii . . . . .                      | 9 722             | 9 015            | 8 661            | 8 449            | 8 159            | 7 990            | 7 450            | 7 644            | 7 283            | 6 636            |
| Idaho . . . . .                       | 7 529             | 7 009            | 6 208            | 5 978            | 5 591            | 5 489            | 5 301            | 4 958            | 4 871            | 4 741            |
| Illinois . . . . .                    | 65 036            | 60 008           | 56 651           | 54 443           | 52 874           | 51 586           | 50 889           | 49 049           | 47 801           | 44 808           |
| Indiana . . . . .                     | 32 166            | 28 723           | 27 016           | 26 157           | 25 398           | 24 250           | 23 028           | 22 044           | 22 351           | 20 179           |
| Iowa . . . . .                        | 17 401            | 14 751           | 15 709           | 14 562           | 13 542           | 13 415           | 13 008           | 12 940           | 12 249           | 11 521           |
| Kansas . . . . .                      | 16 699            | 14 260           | 14 522           | 13 453           | 12 647           | 12 359           | 12 471           | 12 400           | 11 959           | 11 413           |
| Kentucky . . . . .                    | 25 835            | 24 444           | 22 376           | 22 467           | 21 245           | 19 742           | 19 433           | 17 349           | 16 878           | 15 809           |
| Louisiana . . . . .                   | 27 816            | 25 955           | 24 560           | 22 951           | 23 451           | 22 048           | 22 526           | 21 470           | 20 488           | 18 707           |
| Maine . . . . .                       | 8 180             | 7 849            | 7 456            | 7 472            | 7 250            | 6 819            | 6 649            | 6 678            | 6 695            | 6 629            |
| Maryland . . . . .                    | 48 164            | 45 089           | 42 341           | 41 593           | 38 869           | 37 110           | 37 089           | 35 791           | 33 829           | 32 481           |
| Massachusetts . . . . .               | 44 179            | 40 824           | 38 823           | 37 208           | 37 086           | 36 136           | 35 822           | 35 290           | 34 852           | 33 700           |
| Michigan . . . . .                    | 51 632            | 46 823           | 44 133           | 41 986           | 41 236           | 39 633           | 39 567           | 38 635           | 37 238           | 36 137           |
| Minnesota . . . . .                   | 24 935            | 22 992           | 21 900           | 20 440           | 20 006           | 18 994           | 19 015           | 18 641           | 18 122           | 17 033           |
| Mississippi . . . . .                 | 20 212            | 18 358           | 16 565           | 15 346           | 15 091           | 15 184           | 14 251           | 14 029           | 13 085           | 13 528           |
| Missouri . . . . .                    | 39 191            | 35 687           | 33 477           | 32 730           | 31 833           | 35 321           | 31 541           | 31 297           | 29 432           | 26 221           |
| Montana . . . . .                     | 6 618             | 5 917            | 6 252            | 5 480            | 5 236            | 4 972            | 4 629            | 4 613            | 4 408            | 4 141            |
| Nebraska . . . . .                    | 10 771            | 9 611            | 8 845            | 8 268            | 7 838            | 7 591            | 7 481            | 7 439            | 7 645            | 6 941            |
| Nevada . . . . .                      | 9 624             | 8 626            | 8 014            | 7 573            | 7 115            | 7 514            | 6 665            | 6 082            | 5 780            | 5 428            |
| New Hampshire . . . . .               | 6 314             | 5 802            | 5 390            | 5 278            | 5 057            | 5 049            | 4 890            | 4 621            | 4 145            | 4 362            |
| New Jersey . . . . .                  | 46 240            | 43 469           | 41 208           | 40 415           | 39 862           | 38 467           | 37 920           | 36 839           | 36 257           | 34 680           |
| New Mexico . . . . .                  | 16 587            | 14 470           | 13 617           | 12 959           | 12 454           | 12 141           | 11 826           | 11 255           | 11 296           | 10 504           |
| New York . . . . .                    | 116 366           | 110 333          | 103 401          | 99 979           | 98 138           | 95 798           | 94 664           | 89 449           | 88 781           | 86 414           |
| North Carolina . . . . .              | 44 557            | 41 367           | 37 485           | 35 744           | 34 592           | 33 370           | 30 692           | 28 739           | 27 352           | 26 172           |
| North Dakota . . . . .                | 5 948             | 5 245            | 4 578            | 4 139            | 4 204            | 3 605            | 3 779            | 3 876            | 3 696            | 3 499            |
| Ohio . . . . .                        | 61 705            | 57 355           | 53 777           | 52 099           | 50 998           | 50 601           | 50 516           | 47 411           | 46 355           | 43 843           |
| Oklahoma . . . . .                    | 22 672            | 20 613           | 19 300           | 18 250           | 17 396           | 16 843           | 16 132           | 15 464           | 15 022           | 14 502           |
| Oregon . . . . .                      | 18 401            | 16 553           | 15 761           | 15 141           | 14 665           | 14 246           | 13 640           | 13 113           | 12 422           | 11 696           |
| Pennsylvania . . . . .                | 79 310            | 73 715           | 70 002           | 67 439           | 65 980           | 64 610           | 64 609           | 60 051           | 58 229           | 56 201           |
| Rhode Island . . . . .                | 6 989             | 6 876            | 6 251            | 6 050            | 5 892            | 5 718            | 5 789            | 5 450            | 5 298            | 5 151            |
| South Carolina . . . . .              | 24 675            | 22 294           | 20 954           | 19 900           | 18 962           | 18 354           | 17 839           | 17 197           | 16 466           | 16 170           |
| South Dakota . . . . .                | 5 807             | 5 138            | 4 944            | 4 326            | 4 216            | 3 867            | 3 865            | 3 802            | 3 669            | 3 380            |
| Tennessee . . . . .                   | 36 758            | 33 560           | 30 984           | 30 539           | 28 855           | 27 520           | 26 611           | 25 221           | 24 102           | 22 772           |
| Texas . . . . .                       | 112 530           | 106 493          | 98 496           | 92 206           | 88 898           | 86 783           | 83 863           | 78 934           | 76 357           | 71 084           |
| Utah . . . . .                        | 11 377            | 10 037           | 9 295            | 8 752            | 8 478            | 8 153            | 8 486            | 7 682            | 7 535            | 7 229            |
| Vermont . . . . .                     | 3 734             | 3 362            | 3 168            | 2 899            | 2 757            | 2 784            | 2 664            | 2 410            | 2 317            | 2 208            |
| Virginia . . . . .                    | 71 257            | 62 709           | 58 172           | 55 885           | 53 178           | 50 688           | 51 487           | 45 868           | 44 752           | 41 325           |
| Washington . . . . .                  | 36 903            | 33 897           | 32 159           | 31 229           | 30 488           | 29 563           | 28 831           | 26 822           | 25 115           | 24 183           |
| West Virginia . . . . .               | 12 541            | 11 739           | 11 136           | 10 719           | 10 298           | 10 066           | 10 208           | 9 282            | 9 120            | 8 276            |
| Wisconsin . . . . .                   | 26 645            | 24 300           | 22 760           | 21 913           | 21 167           | 20 095           | 19 839           | 19 635           | 19 013           | 18 050           |
| Wyoming . . . . .                     | 3 584             | 3 220            | 2 931            | 2 748            | 2 612            | 2 504            | 2 492            | 2 344            | 2 214            | 2 128            |
| American Samoa . . . . .              | 116               | 112              | 168              | 135              | 115              | 69               | 106              | 112              | 120              | 151              |
| Fed. States of Micronesia . . . . .   | 98                | 27               | 24               | (NA)             | (NA)             | (NA)             | (NA)             | (NA)             | (NA)             | (NA)             |
| Guam . . . . .                        | 908               | 839              | 844              | 998              | 847              | 830              | 810              | 1 061            | 1 005            | 892              |
| Marshall Islands . . . . .            | 150               | 41               | 152              | (NA)             | (NA)             | (NA)             | (NA)             | (NA)             | (NA)             | (NA)             |
| Northern Marianas . . . . .           | 96                | 70               | 86               | 63               | 59               | 41               | 62               | 53               | 55               | 73               |
| Palau . . . . .                       | 36                | 16               | 98               | (NA)             | (NA)             | (NA)             | (NA)             | (NA)             | (NA)             | (NA)             |
| Puerto Rico . . . . .                 | 13 181            | 12 103           | 13 259           | 11 267           | 10 774           | 10 403           | 10 003           | 9 281            | 8 898            | 8 618            |
| Virgin Islands . . . . .              | 404               | 487              | 496              | 483              | 416              | 612              | 472              | 425              | 406              | 348              |
| Undistributed . . . . .               | 24 066            | 20 107           | 20 742           | 22 151           | 21 143           | 20 914           | 25 381           | 24 798           | 24 847           | 25 031           |

See footnotes at end of table.

**Table 13. Historical Summary of Federal Government Expenditure, by State and Outlying Area: Fiscal Years 1992 to 2001—Con.**

[In million dollars. Detail may not add to total because of rounding. For meaning of abbreviations and symbols, see introductory text]

| State and outlying area               | Retirement and disability |                |                |                |                |                |                |                |                |                |
|---------------------------------------|---------------------------|----------------|----------------|----------------|----------------|----------------|----------------|----------------|----------------|----------------|
|                                       | 2001                      | 2000           | 1999           | 1998           | 1997           | 1996           | 1995           | 1994           | 1993           | 1992           |
| <b>United States, total . . . . .</b> | <b>600 014</b>            | <b>555 757</b> | <b>523 450</b> | <b>507 202</b> | <b>488 984</b> | <b>468 439</b> | <b>452 044</b> | <b>431 751</b> | <b>409 009</b> | <b>385 674</b> |
| Alabama . . . . .                     | 11 460                    | 10 540         | 9 888          | 9 483          | 9 048          | 8 699          | 8 370          | 8 002          | 7 513          | 7 062          |
| Alaska . . . . .                      | 936                       | 845            | 787            | 756            | 683            | 641            | 622            | 587            | 538            | 495            |
| Arizona . . . . .                     | 11 075                    | 10 138         | 9 473          | 9 086          | 8 642          | 8 163          | 7 776          | 7 318          | 6 786          | 6 327          |
| Arkansas . . . . .                    | 6 666                     | 6 164          | 5 815          | 5 607          | 5 427          | 5 237          | 5 064          | 4 807          | 4 536          | 4 270          |
| California . . . . .                  | 58 306                    | 54 224         | 50 686         | 49 217         | 47 790         | 45 601         | 44 297         | 42 504         | 40 354         | 38 085         |
| Colorado . . . . .                    | 7 856                     | 7 280          | 6 877          | 6 648          | 6 341          | 6 058          | 5 829          | 5 512          | 5 159          | 4 805          |
| Connecticut . . . . .                 | 7 228                     | 6 734          | 6 344          | 6 245          | 6 033          | 5 825          | 5 619          | 5 367          | 5 125          | 4 858          |
| Delaware . . . . .                    | 1 796                     | 1 646          | 1 537          | 1 479          | 1 412          | 1 330          | 1 262          | 1 199          | 1 128          | 1 058          |
| District of Columbia . . . . .        | 1 835                     | 1 768          | 1 718          | 1 683          | 1 609          | 1 649          | 1 630          | 1 443          | 1 402          | 1 369          |
| Florida . . . . .                     | 42 718                    | 39 748         | 37 386         | 36 235         | 35 209         | 33 198         | 31 823         | 30 401         | 28 782         | 27 121         |
| Georgia . . . . .                     | 15 578                    | 14 221         | 13 247         | 12 764         | 11 935         | 11 480         | 11 018         | 10 426         | 9 784          | 9 087          |
| Hawaii . . . . .                      | 2 798                     | 2 583          | 2 431          | 2 348          | 2 262          | 2 139          | 2 043          | 1 970          | 1 843          | 1 735          |
| Idaho . . . . .                       | 2 609                     | 2 385          | 2 238          | 2 135          | 2 037          | 1 938          | 1 857          | 1 747          | 1 634          | 1 532          |
| Illinois . . . . .                    | 23 675                    | 22 171         | 21 018         | 20 579         | 19 926         | 19 361         | 18 820         | 18 112         | 17 279         | 16 359         |
| Indiana . . . . .                     | 12 589                    | 11 677         | 11 055         | 10 750         | 10 310         | 9 969          | 9 633          | 9 183          | 8 766          | 8 285          |
| Iowa . . . . .                        | 6 437                     | 6 022          | 5 751          | 5 571          | 5 419          | 5 263          | 5 101          | 4 870          | 4 684          | 4 471          |
| Kansas . . . . .                      | 5 860                     | 5 485          | 5 231          | 5 086          | 4 884          | 4 766          | 4 597          | 4 359          | 4 166          | 3 958          |
| Kentucky . . . . .                    | 9 729                     | 8 915          | 8 340          | 7 984          | 7 631          | 7 404          | 7 128          | 6 742          | 6 322          | 5 937          |
| Louisiana . . . . .                   | 9 091                     | 8 413          | 7 911          | 7 622          | 7 445          | 7 167          | 6 963          | 6 705          | 6 283          | 5 909          |
| Maine . . . . .                       | 3 195                     | 2 941          | 2 758          | 2 659          | 2 539          | 2 458          | 2 357          | 2 216          | 2 108          | 1 985          |
| Maryland . . . . .                    | 12 378                    | 11 441         | 10 805         | 10 508         | 10 539         | 9 531          | 9 153          | 9 086          | 8 594          | 8 154          |
| Massachusetts . . . . .               | 13 328                    | 12 434         | 11 732         | 11 484         | 11 141         | 10 752         | 10 424         | 9 962          | 9 488          | 9 019          |
| Michigan . . . . .                    | 20 846                    | 19 207         | 18 141         | 17 544         | 16 903         | 16 252         | 15 727         | 15 053         | 14 255         | 13 396         |
| Minnesota . . . . .                   | 8 969                     | 8 297          | 7 847          | 7 572          | 7 328          | 7 042          | 6 792          | 6 468          | 6 148          | 5 823          |
| Mississippi . . . . .                 | 6 621                     | 6 063          | 5 656          | 5 443          | 5 244          | 5 026          | 4 867          | 4 625          | 4 336          | 4 048          |
| Missouri . . . . .                    | 12 795                    | 11 805         | 11 189         | 10 842         | 10 474         | 10 079         | 9 756          | 9 288          | 8 851          | 8 378          |
| Montana . . . . .                     | 2 134                     | 1 982          | 1 878          | 1 809          | 1 741          | 1 681          | 1 613          | 1 526          | 1 437          | 1 358          |
| Nebraska . . . . .                    | 3 684                     | 3 450          | 3 289          | 3 187          | 3 097          | 2 980          | 2 882          | 2 751          | 2 635          | 2 503          |
| Nevada . . . . .                      | 4 206                     | 3 774          | 3 457          | 3 287          | 3 042          | 2 843          | 2 651          | 2 464          | 2 228          | 2 022          |
| New Hampshire . . . . .               | 2 654                     | 2 446          | 2 300          | 2 232          | 2 114          | 2 028          | 1 931          | 1 822          | 1 722          | 1 620          |
| New Jersey . . . . .                  | 17 590                    | 16 337         | 15 426         | 15 174         | 14 679         | 14 091         | 13 642         | 13 152         | 12 479         | 11 828         |
| New Mexico . . . . .                  | 4 052                     | 3 740          | 3 520          | 3 375          | 3 232          | 3 030          | 2 946          | 2 780          | 2 608          | 2 443          |
| New York . . . . .                    | 38 772                    | 36 155         | 33 997         | 33 295         | 32 292         | 31 229         | 30 342         | 29 102         | 27 731         | 26 313         |
| North Carolina . . . . .              | 17 514                    | 15 960         | 14 885         | 14 346         | 13 434         | 12 877         | 12 235         | 11 537         | 10 781         | 10 041         |
| North Dakota . . . . .                | 1 352                     | 1 272          | 1 218          | 1 169          | 1 139          | 1 110          | 1 069          | 1 014          | 974            | 927            |
| Ohio . . . . .                        | 24 262                    | 22 751         | 21 646         | 21 075         | 20 597         | 19 830         | 19 215         | 18 469         | 17 553         | 16 591         |
| Oklahoma . . . . .                    | 8 201                     | 7 630          | 7 256          | 7 038          | 6 723          | 6 542          | 6 302          | 5 960          | 5 659          | 5 333          |
| Oregon . . . . .                      | 7 450                     | 6 893          | 6 524          | 6 307          | 6 110          | 5 843          | 5 639          | 5 370          | 5 098          | 4 804          |
| Pennsylvania . . . . .                | 30 386                    | 28 477         | 27 174         | 26 507         | 25 700         | 24 879         | 24 113         | 23 161         | 22 194         | 21 187         |
| Rhode Island . . . . .                | 2 455                     | 2 288          | 2 166          | 2 129          | 2 050          | 1 985          | 1 918          | 1 828          | 1 754          | 1 673          |
| South Carolina . . . . .              | 9 502                     | 8 646          | 8 087          | 7 785          | 7 333          | 6 987          | 6 639          | 6 255          | 5 853          | 5 445          |
| South Dakota . . . . .                | 1 657                     | 1 548          | 1 474          | 1 414          | 1 361          | 1 330          | 1 278          | 1 205          | 1 147          | 1 086          |
| Tennessee . . . . .                   | 12 954                    | 11 883         | 11 092         | 10 656         | 10 118         | 9 740          | 9 308          | 8 822          | 8 292          | 7 747          |
| Texas . . . . .                       | 36 232                    | 33 539         | 31 507         | 30 388         | 28 881         | 27 582         | 26 700         | 25 342         | 23 930         | 22 416         |
| Utah . . . . .                        | 3 605                     | 3 337          | 3 163          | 3 069          | 2 899          | 2 807          | 2 694          | 2 522          | 2 374          | 2 210          |
| Vermont . . . . .                     | 1 274                     | 1 175          | 1 105          | 1 066          | 1 031          | 985            | 945            | 901            | 852            | 799            |
| Virginia . . . . .                    | 18 071                    | 16 548         | 15 465         | 14 769         | 14 545         | 13 460         | 12 941         | 12 627         | 11 943         | 11 234         |
| Washington . . . . .                  | 12 696                    | 11 749         | 11 073         | 10 716         | 10 241         | 9 814          | 9 410          | 8 938          | 8 463          | 7 960          |
| West Virginia . . . . .               | 5 359                     | 4 962          | 4 713          | 4 498          | 4 391          | 4 252          | 4 135          | 3 967          | 3 769          | 3 589          |
| Wisconsin . . . . .                   | 10 884                    | 10 145         | 9 615          | 9 330          | 9 023          | 8 719          | 8 409          | 8 040          | 7 678          | 7 286          |
| Wyoming . . . . .                     | 1 066                     | 989            | 935            | 909            | 863            | 828            | 789            | 741            | 695            | 651            |
| American Samoa . . . . .              | 40                        | 34             | 29             | 29             | 24             | 24             | 21             | 20             | 18             | 17             |
| Fed. States of Micronesia . . . . .   | -                         | -              | -              | -              | -              | -              | -              | -              | -              | -              |
| Guam . . . . .                        | 191                       | 161            | 156            | 155            | 134            | 134            | 123            | 108            | 100            | 87             |
| Marshall Islands . . . . .            | 1                         | 1              | 1              | -              | (NA)           | (NA)           | (NA)           | (NA)           | (NA)           | (NA)           |
| Northern Marianas . . . . .           | 21                        | 14             | 21             | 11             | 9              | 5              | 2              | 4              | 3              | 1              |
| Palau . . . . .                       | -                         | -              | -              | -              | (NA)           | (NA)           | (NA)           | (NA)           | (NA)           | (NA)           |
| Puerto Rico . . . . .                 | 5 242                     | 4 604          | 4 302          | 4 031          | 3 877          | 3 715          | 3 529          | 3 292          | 3 097          | 2 904          |
| Virgin Islands . . . . .              | 132                       | 118            | 110            | 104            | 90             | 75             | 90             | 77             | 72             | 67             |
| Undistributed . . . . .               | -                         | 3              | 4              | 11             | -              | 5              | 2              | 2              | 10             | 4              |

See footnotes at end of table.

**Table 13. Historical Summary of Federal Government Expenditure, by State and Outlying Area: Fiscal Years 1992 to 2001—Con.**

[In million dollars. Detail may not add to total because of rounding. For meaning of abbreviations and symbols, see introductory text]

| State and outlying area               | Other direct payments |                |                |                |                |                |                |                |                |                |
|---------------------------------------|-----------------------|----------------|----------------|----------------|----------------|----------------|----------------|----------------|----------------|----------------|
|                                       | 2001                  | 2000           | 1999           | 1998           | 1997           | 1996           | 1995           | 1994           | 1993           | 1992           |
| <b>United States, total . . . . .</b> | <b>405 599</b>        | <b>365 023</b> | <b>343 884</b> | <b>330 748</b> | <b>331 096</b> | <b>318 041</b> | <b>303 530</b> | <b>278 846</b> | <b>282 817</b> | <b>262 053</b> |
| Alabama . . . . .                     | 6 843                 | 6 280          | 5 899          | 5 653          | 5 611          | 5 344          | 4 702          | 4 116          | 4 049          | 3 738          |
| Alaska . . . . .                      | 610                   | 477            | 468            | 440            | 446            | 466            | 420            | 375            | 382            | 262            |
| Arizona . . . . .                     | 5 934                 | 6 252          | 5 635          | 4 557          | 4 594          | 4 384          | 4 075          | 3 333          | 3 349          | 3 083          |
| Arkansas . . . . .                    | 4 648                 | 4 120          | 3 703          | 3 465          | 3 366          | 3 234          | 3 161          | 2 831          | 2 960          | 2 624          |
| California . . . . .                  | 43 608                | 40 657         | 38 235         | 37 849         | 38 048         | 37 303         | 34 815         | 33 634         | 33 947         | 30 424         |
| Colorado . . . . .                    | 4 238                 | 3 911          | 3 685          | 3 549          | 3 538          | 3 353          | 3 197          | 2 879          | 2 937          | 2 706          |
| Connecticut . . . . .                 | 5 041                 | 4 656          | 4 476          | 4 368          | 4 411          | 4 304          | 4 021          | 3 743          | 3 901          | 3 659          |
| Delaware . . . . .                    | 983                   | 904            | 830            | 817            | 841            | 813            | 736            | 617            | 618            | 572            |
| District of Columbia . . . . .        | 2 177                 | 2 113          | 1 718          | 1 621          | 2 008          | 1 737          | 1 750          | 1 915          | 1 939          | 1 884          |
| Florida . . . . .                     | 26 340                | 24 151         | 22 703         | 22 292         | 22 276         | 21 574         | 18 211         | 15 878         | 15 918         | 14 713         |
| Georgia . . . . .                     | 9 500                 | 8 916          | 7 990          | 7 616          | 7 618          | 7 231          | 6 383          | 5 488          | 5 399          | 5 054          |
| Hawaii . . . . .                      | 1 419                 | 1 377          | 1 319          | 1 300          | 1 352          | 1 311          | 1 235          | 1 077          | 1 082          | 863            |
| Idaho . . . . .                       | 1 465                 | 1 279          | 1 236          | 1 118          | 1 108          | 1 078          | 1 005          | 931            | 949            | 849            |
| Illinois . . . . .                    | 19 090                | 16 401         | 15 578         | 14 743         | 14 676         | 14 010         | 13 887         | 13 457         | 14 001         | 12 831         |
| Indiana . . . . .                     | 8 873                 | 7 543          | 7 068          | 7 102          | 6 969          | 6 474          | 6 035          | 5 184          | 5 401          | 4 672          |
| Iowa . . . . .                        | 5 959                 | 3 912          | 5 499          | 4 696          | 4 246          | 4 331          | 3 986          | 4 188          | 4 133          | 3 690          |
| Kansas . . . . .                      | 4 868                 | 3 312          | 4 104          | 3 434          | 3 293          | 3 047          | 3 180          | 3 186          | 3 312          | 2 959          |
| Kentucky . . . . .                    | 5 443                 | 5 371          | 4 765          | 4 641          | 4 757          | 4 446          | 4 276          | 3 471          | 3 499          | 3 254          |
| Louisiana . . . . .                   | 7 617                 | 6 883          | 6 597          | 6 265          | 6 253          | 5 984          | 5 896          | 4 266          | 4 378          | 4 020          |
| Maine . . . . .                       | 1 598                 | 1 478          | 1 443          | 1 438          | 1 437          | 1 383          | 1 343          | 1 336          | 1 373          | 1 328          |
| Maryland . . . . .                    | 8 542                 | 7 012          | 6 868          | 7 600          | 7 667          | 7 450          | 7 151          | 6 770          | 6 389          | 5 975          |
| Massachusetts . . . . .               | 11 067                | 10 227         | 9 590          | 9 413          | 9 513          | 9 031          | 8 645          | 8 146          | 8 425          | 8 220          |
| Michigan . . . . .                    | 13 371                | 12 009         | 11 255         | 11 131         | 11 181         | 10 568         | 10 832         | 10 233         | 10 689         | 10 379         |
| Minnesota . . . . .                   | 6 752                 | 5 954          | 5 975          | 5 169          | 5 035          | 4 839          | 4 917          | 4 941          | 4 892          | 4 633          |
| Mississippi . . . . .                 | 5 756                 | 5 082          | 3 888          | 3 764          | 3 721          | 3 534          | 3 128          | 2 928          | 2 988          | 2 723          |
| Missouri . . . . .                    | 9 327                 | 8 455          | 7 799          | 7 422          | 7 350          | 7 023          | 6 976          | 6 871          | 6 853          | 6 320          |
| Montana . . . . .                     | 1 737                 | 1 484          | 1 789          | 1 542          | 1 460          | 1 394          | 1 256          | 1 281          | 1 235          | 1 151          |
| Nebraska . . . . .                    | 3 532                 | 2 920          | 2 448          | 2 120          | 1 904          | 1 759          | 1 881          | 1 889          | 2 335          | 1 793          |
| Nevada . . . . .                      | 1 915                 | 1 701          | 1 606          | 1 565          | 1 599          | 1 481          | 1 273          | 971            | 1 004          | 934            |
| New Hampshire . . . . .               | 1 201                 | 1 124          | 1 038          | 1 032          | 1 028          | 968            | 896            | 857            | 851            | 817            |
| New Jersey . . . . .                  | 12 232                | 11 411         | 10 728         | 10 581         | 10 694         | 10 540         | 9 672          | 9 544          | 10 018         | 9 559          |
| New Mexico . . . . .                  | 2 079                 | 1 872          | 1 773          | 1 684          | 1 670          | 1 622          | 1 525          | 1 391          | 1 342          | 1 228          |
| New York . . . . .                    | 30 408                | 27 827         | 26 268         | 25 345         | 25 546         | 24 974         | 25 818         | 23 072         | 23 770         | 22 685         |
| North Carolina . . . . .              | 9 265                 | 8 807          | 7 678          | 7 359          | 7 513          | 7 001          | 6 019          | 5 079          | 5 054          | 4 684          |
| North Dakota . . . . .                | 2 398                 | 2 017          | 1 480          | 1 091          | 1 145          | 831            | 1 062          | 1 321          | 1 220          | 1 155          |
| Ohio . . . . .                        | 15 706                | 14 445         | 13 041         | 12 676         | 12 593         | 12 182         | 13 109         | 11 011         | 11 297         | 10 773         |
| Oklahoma . . . . .                    | 5 089                 | 4 509          | 4 388          | 4 133          | 4 086          | 3 792          | 3 548          | 3 362          | 3 362          | 3 167          |
| Oregon . . . . .                      | 4 091                 | 3 598          | 3 463          | 3 359          | 3 372          | 3 324          | 3 158          | 3 107          | 3 166          | 2 907          |
| Pennsylvania . . . . .                | 21 526                | 19 400         | 18 350         | 18 083         | 18 173         | 17 558         | 17 993         | 15 929         | 16 028         | 15 065         |
| Rhode Island . . . . .                | 1 786                 | 1 708          | 1 532          | 1 524          | 1 578          | 1 505          | 1 483          | 1 348          | 1 361          | 1 299          |
| South Carolina . . . . .              | 4 763                 | 4 231          | 4 010          | 3 852          | 3 846          | 3 652          | 3 019          | 2 704          | 2 732          | 2 493          |
| South Dakota . . . . .                | 1 995                 | 1 639          | 1 333          | 1 080          | 996            | 890            | 927            | 1 072          | 1 020          | 881            |
| Tennessee . . . . .                   | 8 031                 | 7 255          | 6 760          | 6 619          | 6 618          | 6 233          | 5 501          | 4 699          | 4 730          | 4 407          |
| Texas . . . . .                       | 26 870                | 23 500         | 22 386         | 20 927         | 21 193         | 20 174         | 18 316         | 17 113         | 17 324         | 15 829         |
| Utah . . . . .                        | 1 679                 | 1 436          | 1 407          | 1 384          | 1 383          | 1 288          | 1 243          | 1 032          | 1 051          | 954            |
| Vermont . . . . .                     | 680                   | 618            | 605            | 597            | 605            | 569            | 541            | 531            | 532            | 508            |
| Virginia . . . . .                    | 7 998                 | 7 199          | 6 867          | 6 807          | 6 737          | 6 385          | 6 008          | 5 577          | 5 511          | 5 151          |
| Washington . . . . .                  | 6 988                 | 6 199          | 5 899          | 5 557          | 5 686          | 5 574          | 5 570          | 4 889          | 4 821          | 4 432          |
| West Virginia . . . . .               | 2 679                 | 2 462          | 2 398          | 2 396          | 2 423          | 2 339          | 2 231          | 1 991          | 2 003          | 1 890          |
| Wisconsin . . . . .                   | 6 475                 | 5 841          | 5 360          | 5 125          | 5 126          | 4 812          | 5 022          | 4 897          | 4 962          | 4 550          |
| Wyoming . . . . .                     | 528                   | 468            | 456            | 438            | 437            | 422            | 402            | 367            | 368            | 341            |
| American Samoa . . . . .              | 1                     | 1              | -              | 6              | 1              | 1              | 3              | 1              | 6              | 1              |
| Fed. States of Micronesia . . . . .   | 3                     | 5              | 1              | -              | -              | -              | -              | -              | -              | -              |
| Guam . . . . .                        | 75                    | 72             | 68             | 67             | 82             | 59             | 58             | 62             | 56             | 63             |
| Marshall Islands . . . . .            | -                     | -              | -              | -              | -              | -              | -              | -              | -              | -              |
| Northern Marianas . . . . .           | 4                     | 4              | 8              | 8              | 16             | 2              | 2              | 2              | 3              | 6              |
| Palau . . . . .                       | -                     | -              | -              | -              | -              | -              | -              | -              | -              | -              |
| Puerto Rico . . . . .                 | 2 697                 | 2 423          | 2 321          | 2 225          | 2 187          | 2 068          | 1 950          | 1 693          | 1 639          | 1 448          |
| Virgin Islands . . . . .              | 102                   | 114            | 99             | 72             | 82             | 95             | 66             | 71             | 61             | 52             |
| Undistributed . . . . .               | -                     | -              | -              | 27             | -              | 293            | 16             | 191            | 196            | 397            |

See footnotes at end of table.

**Table 13. Historical Summary of Federal Government Expenditure, by State and Outlying Area: Fiscal Years 1992 to 2001—Con.**

[In million dollars. Detail may not add to total because of rounding. For meaning of abbreviations and symbols, see introductory text]

| State and outlying area               | Grants         |                |                |                |                |                |                |                |                |                |
|---------------------------------------|----------------|----------------|----------------|----------------|----------------|----------------|----------------|----------------|----------------|----------------|
|                                       | 2001           | 2000           | 1999           | 1998           | 1997           | 1996           | 1995           | 1994           | 1993           | 1992           |
| <b>United States, total . . . . .</b> | <b>338 977</b> | <b>308 530</b> | <b>293 766</b> | <b>269 372</b> | <b>253 388</b> | <b>241 474</b> | <b>242 598</b> | <b>232 020</b> | <b>213 413</b> | <b>197 749</b> |
| Alabama . . . . .                     | 5 298          | 4 833          | 4 625          | 4 163          | 3 858          | 3 671          | 3 704          | 3 553          | 3 247          | 3 082          |
| Alaska . . . . .                      | 2 314          | 2 174          | 1 919          | 1 428          | 1 374          | 1 140          | 1 192          | 1 161          | 1 117          | 1 052          |
| Arizona . . . . .                     | 5 190          | 4 704          | 4 526          | 4 151          | 3 836          | 3 396          | 3 544          | 3 211          | 3 052          | 2 620          |
| Arkansas . . . . .                    | 3 448          | 2 778          | 2 607          | 2 440          | 2 278          | 2 203          | 2 118          | 2 054          | 1 885          | 1 798          |
| California . . . . .                  | 39 797         | 36 080         | 36 241         | 32 133         | 28 885         | 28 965         | 29 806         | 28 568         | 24 360         | 22 163         |
| Colorado . . . . .                    | 3 916          | 3 591          | 3 438          | 3 049          | 2 871          | 2 709          | 2 616          | 2 547          | 2 515          | 2 260          |
| Connecticut . . . . .                 | 4 364          | 4 033          | 3 841          | 3 654          | 3 410          | 3 472          | 3 294          | 3 100          | 2 879          | 2 782          |
| Delaware . . . . .                    | 892            | 838            | 822            | 678            | 678            | 700            | 639            | 558            | 496            | 475            |
| District of Columbia . . . . .        | 4 020          | 4 675          | 5 291          | 4 102          | 3 727          | 3 408          | 3 046          | 3 185          | 3 128          | 2 830          |
| Florida . . . . .                     | 13 666         | 12 149         | 11 159         | 10 356         | 9 411          | 9 055          | 9 063          | 8 305          | 8 357          | 6 797          |
| Georgia . . . . .                     | 7 929          | 7 520          | 6 740          | 6 246          | 5 896          | 5 501          | 5 898          | 5 363          | 4 691          | 4 490          |
| Hawaii . . . . .                      | 1 514          | 1 348          | 1 334          | 1 191          | 1 137          | 1 105          | 1 083          | 1 192          | 1 232          | 974            |
| Idaho . . . . .                       | 1 505          | 1 270          | 1 171          | 1 055          | 932            | 897            | 858            | 841            | 750            | 708            |
| Illinois . . . . .                    | 11 883         | 11 228         | 10 575         | 10 164         | 9 678          | 9 610          | 9 490          | 8 850          | 8 027          | 7 359          |
| Indiana . . . . .                     | 5 850          | 5 108          | 4 698          | 4 155          | 4 010          | 3 747          | 3 651          | 3 891          | 4 002          | 3 453          |
| Iowa . . . . .                        | 3 079          | 2 714          | 2 592          | 2 425          | 2 129          | 2 099          | 2 183          | 2 293          | 1 910          | 1 820          |
| Kansas . . . . .                      | 2 721          | 2 323          | 2 171          | 1 937          | 1 893          | 1 737          | 1 749          | 1 819          | 1 706          | 1 587          |
| Kentucky . . . . .                    | 5 100          | 4 687          | 4 381          | 4 238          | 3 829          | 3 445          | 3 422          | 3 210          | 3 061          | 3 145          |
| Louisiana . . . . .                   | 6 173          | 5 300          | 5 221          | 4 711          | 4 911          | 4 728          | 5 510          | 5 324          | 5 127          | 4 473          |
| Maine . . . . .                       | 1 905          | 1 770          | 1 658          | 1 602          | 1 501          | 1 348          | 1 414          | 1 330          | 1 182          | 1 110          |
| Maryland . . . . .                    | 7 586          | 6 911          | 5 739          | 5 025          | 4 664          | 4 283          | 4 485          | 4 293          | 3 874          | 3 566          |
| Massachusetts . . . . .               | 9 718          | 9 070          | 8 828          | 8 021          | 7 490          | 7 415          | 7 606          | 7 461          | 6 857          | 6 677          |
| Michigan . . . . .                    | 10 887         | 10 107         | 9 740          | 8 625          | 8 401          | 7 846          | 8 127          | 7 983          | 7 326          | 6 575          |
| Minnesota . . . . .                   | 5 260          | 4 753          | 4 492          | 4 200          | 4 321          | 3 923          | 4 062          | 3 815          | 3 522          | 3 185          |
| Mississippi . . . . .                 | 4 246          | 3 517          | 3 384          | 3 025          | 2 856          | 2 726          | 2 766          | 2 642          | 2 278          | 2 322          |
| Missouri . . . . .                    | 6 865          | 5 939          | 5 471          | 5 070          | 4 652          | 4 440          | 4 403          | 4 351          | 3 795          | 3 665          |
| Montana . . . . .                     | 1 665          | 1 474          | 1 398          | 1 139          | 1 180          | 1 003          | 996            | 991            | 870            | 830            |
| Nebraska . . . . .                    | 2 054          | 1 720          | 1 645          | 1 512          | 1 341          | 1 235          | 1 212          | 1 267          | 1 150          | 1 062          |
| Nevada . . . . .                      | 1 442          | 1 340          | 1 248          | 1 082          | 1 100          | 934            | 1 007          | 839            | 778            | 718            |
| New Hampshire . . . . .               | 1 288          | 1 238          | 1 117          | 1 042          | 949            | 934            | 943            | 1 022          | 704            | 1 027          |
| New Jersey . . . . .                  | 8 478          | 7 876          | 7 250          | 7 110          | 6 915          | 6 529          | 6 794          | 6 187          | 6 349          | 5 351          |
| New Mexico . . . . .                  | 3 586          | 3 032          | 2 747          | 2 549          | 2 425          | 2 126          | 2 043          | 1 898          | 1 737          | 1 540          |
| New York . . . . .                    | 32 897         | 31 564         | 28 842         | 28 104         | 27 484         | 26 118         | 25 261         | 23 704         | 22 601         | 22 215         |
| North Carolina . . . . .              | 9 122          | 8 518          | 7 598          | 7 140          | 6 798          | 6 300          | 5 897          | 5 393          | 4 922          | 4 638          |
| North Dakota . . . . .                | 1 284          | 1 101          | 1 007          | 1 067          | 1 115          | 811            | 817            | 765            | 709            | 659            |
| Ohio . . . . .                        | 11 762         | 10 665         | 10 242         | 9 738          | 8 906          | 9 394          | 9 101          | 8 690          | 8 038          | 7 303          |
| Oklahoma . . . . .                    | 4 119          | 3 583          | 3 226          | 3 061          | 2 770          | 2 584          | 2 516          | 2 375          | 2 369          | 2 281          |
| Oregon . . . . .                      | 4 308          | 3 684          | 3 503          | 3 276          | 3 182          | 3 058          | 2 808          | 2 724          | 2 208          | 2 066          |
| Pennsylvania . . . . .                | 14 847         | 13 940         | 13 120         | 12 380         | 11 715         | 11 017         | 11 221         | 10 634         | 9 530          | 9 267          |
| Rhode Island . . . . .                | 1 607          | 1 574          | 1 410          | 1 369          | 1 198          | 1 172          | 1 285          | 1 132          | 1 106          | 1 057          |
| South Carolina . . . . .              | 4 730          | 4 163          | 3 875          | 3 528          | 3 302          | 3 007          | 3 113          | 3 015          | 2 609          | 2 613          |
| South Dakota . . . . .                | 1 254          | 1 088          | 1 054          | 1 007          | 1 097          | 864            | 859            | 787            | 710            | 657            |
| Tennessee . . . . .                   | 7 027          | 6 372          | 5 894          | 5 515          | 5 111          | 4 527          | 4 639          | 4 552          | 4 194          | 3 815          |
| Texas . . . . .                       | 21 675         | 18 346         | 18 302         | 15 834         | 14 644         | 13 937         | 14 483         | 13 638         | 12 461         | 11 011         |
| Utah . . . . .                        | 2 244          | 2 065          | 1 989          | 1 728          | 1 602          | 1 508          | 1 502          | 1 459          | 1 329          | 1 244          |
| Vermont . . . . .                     | 1 069          | 929            | 881            | 804            | 704            | 665            | 643            | 601            | 566            | 553            |
| Virginia . . . . .                    | 5 908          | 5 163          | 4 745          | 4 427          | 4 335          | 3 992          | 3 923          | 3 827          | 3 539          | 3 304          |
| Washington . . . . .                  | 6 794          | 6 345          | 5 703          | 5 424          | 5 386          | 4 998          | 4 696          | 4 721          | 4 265          | 3 782          |
| West Virginia . . . . .               | 2 971          | 2 729          | 2 488          | 2 479          | 2 119          | 2 146          | 2 338          | 2 092          | 2 130          | 1 803          |
| Wisconsin . . . . .                   | 5 843          | 5 254          | 4 837          | 4 699          | 4 350          | 4 024          | 3 921          | 4 019          | 3 622          | 3 427          |
| Wyoming . . . . .                     | 1 213          | 1 022          | 931            | 850            | 787            | 706            | 756            | 757            | 650            | 626            |
| American Samoa . . . . .              | 58             | 59             | 126            | 91             | 83             | 37             | 62             | 77             | 82             | 122            |
| Fed. States of Micronesia . . . . .   | 94             | 22             | 22             | -              | -              | -              | -              | -              | -              | -              |
| Guam . . . . .                        | 176            | 138            | 183            | 266            | 151            | 140            | 133            | 158            | 212            | 178            |
| Marshall Islands . . . . .            | 48             | 10             | 14             | -              | -              | -              | -              | -              | -              | -              |
| Northern Marianas . . . . .           | 60             | 47             | 51             | 39             | 28             | 31             | 55             | 43             | 46             | 61             |
| Palau . . . . .                       | 35             | 5              | 9              | -              | -              | -              | -              | -              | -              | -              |
| Puerto Rico . . . . .                 | 3 899          | 3 842          | 5 273          | 3 897          | 3 662          | 3 501          | 3 454          | 3 286          | 3 133          | 3 216          |
| Virgin Islands . . . . .              | 111            | 195            | 207            | 256            | 196            | 377            | 237            | 225            | 204            | 182            |
| Undistributed . . . . .               | 183            | 10             | 165            | 115            | 121            | 228            | 155            | 242            | 212            | 173            |

See footnotes at end of table.

**Table 13. Historical Summary of Federal Government Expenditure, by State and Outlying Area: Fiscal Years 1992 to 2001—Con.**

[In million dollars. Detail may not add to total because of rounding. For meaning of abbreviations and symbols, see introductory text]

| State and outlying area               | Procurement    |                |                |                |                |                |                |                |                |                |
|---------------------------------------|----------------|----------------|----------------|----------------|----------------|----------------|----------------|----------------|----------------|----------------|
|                                       | 2001           | 2000           | 1999           | 1998           | 1997           | 1996           | 1995           | 1994           | 1993           | 1992           |
| <b>United States, total . . . . .</b> | <b>246 219</b> | <b>223 324</b> | <b>208 094</b> | <b>200 954</b> | <b>193 006</b> | <b>198 987</b> | <b>201 879</b> | <b>197 958</b> | <b>201 366</b> | <b>200 080</b> |
| Alabama . . . . .                     | 5 204          | 4 691          | 3 696          | 3 104          | 3 231          | 2 937          | 3 059          | 3 364          | 3 333          | 3 716          |
| Alaska . . . . .                      | 1 130          | 1 108          | 845            | 863            | 856            | 804            | 708            | 1 007          | 972            | 731            |
| Arizona . . . . .                     | 5 260          | 5 286          | 4 782          | 3 793          | 2 635          | 3 485          | 3 098          | 2 679          | 3 181          | 2 535          |
| Arkansas . . . . .                    | 692            | 587            | 467            | 475            | 455            | 453            | 421            | 596            | 535            | 466            |
| California . . . . .                  | 28 949         | 26 955         | 25 795         | 25 365         | 26 245         | 26 168         | 26 537         | 30 416         | 31 483         | 32 253         |
| Colorado . . . . .                    | 4 468          | 4 349          | 4 443          | 4 300          | 3 493          | 4 656          | 4 030          | 4 472          | 4 253          | 4 246          |
| Connecticut . . . . .                 | 4 734          | 2 699          | 3 636          | 3 814          | 2 918          | 3 123          | 3 159          | 2 751          | 3 277          | 3 434          |
| Delaware . . . . .                    | 148            | 149            | 221            | 215            | 157            | 154            | 190            | 167            | 186            | 219            |
| District of Columbia . . . . .        | 10 263         | 7 491          | 6 403          | 5 200          | 4 183          | 4 580          | 4 093          | 4 103          | 4 012          | 4 199          |
| Florida . . . . .                     | 8 859          | 8 594          | 8 639          | 7 128          | 8 083          | 8 126          | 8 698          | 8 306          | 8 982          | 7 530          |
| Georgia . . . . .                     | 7 382          | 5 102          | 5 150          | 4 603          | 4 774          | 4 741          | 4 315          | 4 799          | 4 670          | 4 432          |
| Hawaii . . . . .                      | 1 467          | 1 278          | 1 141          | 1 053          | 1 077          | 1 027          | 777            | 905            | 743            | 695            |
| Idaho . . . . .                       | 1 197          | 1 347          | 870            | 1 019          | 887            | 945            | 976            | 828            | 924            | 1 092          |
| Illinois . . . . .                    | 4 135          | 3 999          | 3 480          | 3 466          | 3 189          | 3 165          | 3 255          | 3 227          | 3 189          | 3 102          |
| Indiana . . . . .                     | 2 734          | 2 192          | 2 222          | 2 233          | 2 327          | 2 090          | 1 678          | 1 685          | 2 116          | 1 832          |
| Iowa . . . . .                        | 897            | 1 115          | 898            | 930            | 806            | 778            | 809            | 635            | 658            | 721            |
| Kansas . . . . .                      | 1 383          | 1 297          | 1 263          | 1 316          | 989            | 1 110          | 1 204          | 1 145          | 986            | 1 144          |
| Kentucky . . . . .                    | 2 759          | 2 747          | 2 275          | 3 116          | 2 755          | 2 005          | 2 227          | 1 325          | 1 461          | 983            |
| Louisiana . . . . .                   | 2 625          | 3 096          | 2 667          | 2 351          | 2 777          | 2 086          | 2 098          | 3 039          | 2 601          | 2 216          |
| Maine . . . . .                       | 674            | 881            | 803            | 1 025          | 1 018          | 907            | 808            | 1 023          | 1 222          | 1 399          |
| Maryland . . . . .                    | 10 736         | 10 551         | 10 584         | 10 417         | 8 442          | 8 522          | 9 109          | 8 228          | 7 745          | 7 876          |
| Massachusetts . . . . .               | 6 851          | 6 006          | 5 753          | 5 451          | 6 118          | 6 081          | 6 193          | 6 609          | 7 062          | 6 861          |
| Michigan . . . . .                    | 3 378          | 2 374          | 2 065          | 1 871          | 2 010          | 2 189          | 2 014          | 2 479          | 2 243          | 3 183          |
| Minnesota . . . . .                   | 2 049          | 2 090          | 1 807          | 1 795          | 1 684          | 1 535          | 1 595          | 1 798          | 2 034          | 1 897          |
| Mississippi . . . . .                 | 1 863          | 1 978          | 1 939          | 1 613          | 1 727          | 2 326          | 1 936          | 2 295          | 2 014          | 3 076          |
| Missouri . . . . .                    | 6 741          | 6 053          | 5 705          | 6 341          | 6 324          | 10 594         | 7 240          | 7 455          | 6 641          | 4 679          |
| Montana . . . . .                     | 371            | 288            | 520            | 376            | 260            | 263            | 336            | 204            | 254            | 230            |
| Nebraska . . . . .                    | 447            | 486            | 470            | 487            | 521            | 585            | 517            | 561            | 559            | 586            |
| Nevada . . . . .                      | 1 041          | 836            | 802            | 805            | 550            | 1 407          | 917            | 1 045          | 1 031          | 1 029          |
| New Hampshire . . . . .               | 655            | 523            | 482            | 524            | 487            | 672            | 668            | 487            | 465            | 499            |
| New Jersey . . . . .                  | 4 158          | 4 106          | 4 206          | 4 091          | 4 097          | 3 750          | 4 263          | 4 218          | 3 740          | 4 366          |
| New Mexico . . . . .                  | 5 122          | 4 134          | 3 931          | 3 769          | 3 533          | 3 676          | 3 690          | 3 596          | 4 045          | 3 809          |
| New York . . . . .                    | 6 168          | 6 909          | 6 773          | 5 995          | 5 778          | 6 320          | 6 083          | 6 142          | 7 438          | 8 170          |
| North Carolina . . . . .              | 3 154          | 2 555          | 2 050          | 2 064          | 1 960          | 2 293          | 2 009          | 1 897          | 1 868          | 2 185          |
| North Dakota . . . . .                | 280            | 238            | 255            | 258            | 229            | 210            | 231            | 210            | 235            | 219            |
| Ohio . . . . .                        | 5 124          | 4 867          | 4 508          | 4 368          | 4 604          | 4 583          | 4 475          | 4 775          | 5 114          | 4 949          |
| Oklahoma . . . . .                    | 2 212          | 1 940          | 1 670          | 1 381          | 1 188          | 1 205          | 1 152          | 1 142          | 1 022          | 1 178          |
| Oregon . . . . .                      | 959            | 790            | 765            | 728            | 579            | 610            | 630            | 493            | 562            | 589            |
| Pennsylvania . . . . .                | 6 788          | 6 284          | 5 934          | 5 163          | 5 126          | 5 531          | 5 360          | 4 525          | 4 737          | 5 148          |
| Rhode Island . . . . .                | 392            | 584            | 421            | 313            | 356            | 423            | 464            | 499            | 467            | 524            |
| South Carolina . . . . .              | 3 155          | 2 774          | 2 540          | 2 489          | 2 404          | 2 505          | 2 779          | 2 721          | 2 734          | 2 998          |
| South Dakota . . . . .                | 301            | 279            | 524            | 317            | 253            | 249            | 262            | 197            | 240            | 236            |
| Tennessee . . . . .                   | 5 811          | 5 217          | 4 520          | 5 116          | 4 384          | 4 317          | 4 471          | 4 478          | 4 286          | 4 302          |
| Texas . . . . .                       | 15 649         | 18 981         | 14 502         | 13 893         | 13 282         | 13 840         | 13 769         | 12 842         | 12 755         | 12 183         |
| Utah . . . . .                        | 2 084          | 1 597          | 1 268          | 1 180          | 1 206          | 1 072          | 1 529          | 1 190          | 1 279          | 1 345          |
| Vermont . . . . .                     | 391            | 320            | 276            | 154            | 150            | 295            | 259            | 109            | 122            | 124            |
| Virginia . . . . .                    | 26 935         | 21 321         | 19 044         | 18 523         | 16 250         | 14 529         | 16 598         | 11 689         | 11 429         | 9 914          |
| Washington . . . . .                  | 5 480          | 4 664          | 4 614          | 4 920          | 4 601          | 4 603          | 4 760          | 4 086          | 3 461          | 4 016          |
| West Virginia . . . . .               | 527            | 622            | 625            | 488            | 502            | 514            | 708            | 445            | 463            | 304            |
| Wisconsin . . . . .                   | 1 817          | 1 460          | 1 433          | 1 295          | 1 304          | 1 162          | 1 110          | 1 282          | 1 367          | 1 447          |
| Wyoming . . . . .                     | 341            | 323            | 199            | 175            | 149            | 153            | 164            | 121            | 143            | 173            |
| American Samoa . . . . .              | 12             | 15             | 11             | 7              | 4              | 4              | 18             | 11             | 11             | 9              |
| Fed. States of Micronesia . . . . .   | 1              | -              | 1              | -              | -              | -              | -              | -              | -              | -              |
| Guam . . . . .                        | 219            | 222            | 134            | 167            | 121            | 112            | 125            | 276            | 166            | 130            |
| Marshall Islands . . . . .            | 101            | 30             | 137            | -              | -              | -              | -              | -              | -              | -              |
| Northern Marianas . . . . .           | 9              | 2              | 3              | 3              | 4              | 1              | 2              | 3              | 1              | 3              |
| Palau . . . . .                       | -              | 11             | 89             | -              | (NA)           | (NA)           | (NA)           | (NA)           | (NA)           | (NA)           |
| Puerto Rico . . . . .                 | 477            | 415            | 525            | 374            | 318            | 405            | 366            | 316            | 410            | 443            |
| Virgin Islands . . . . .              | 15             | 14             | 34             | 11             | 8              | 22             | 34             | 17             | 33             | 15             |
| Undistributed . . . . .               | 19 443         | 16 501         | 17 277         | 18 662         | 19 641         | 19 090         | 23 904         | 23 043         | 24 408         | 24 443         |

See footnotes at end of table.

**Table 13. Historical Summary of Federal Government Expenditure, by State and Outlying Area: Fiscal Years 1992 to 2001—Con.**

[In million dollars. Detail may not add to total because of rounding. For meaning of abbreviations and symbols, see introductory text]

| State and outlying area               | Salaries and wages |                |                |                |                |                |                |                |                |                |
|---------------------------------------|--------------------|----------------|----------------|----------------|----------------|----------------|----------------|----------------|----------------|----------------|
|                                       | 2001               | 2000           | 1999           | 1998           | 1997           | 1996           | 1995           | 1994           | 1993           | 1992           |
| <b>United States, total . . . . .</b> | <b>188 075</b>     | <b>184 537</b> | <b>177 279</b> | <b>170 171</b> | <b>166 145</b> | <b>169 731</b> | <b>168 151</b> | <b>170 240</b> | <b>166 173</b> | <b>161 512</b> |
| Alabama . . . . .                     | 2 895              | 2 873          | 2 798          | 2 944          | 2 902          | 2 898          | 2 960          | 3 125          | 3 085          | 2 953          |
| Alaska . . . . .                      | 1 414              | 1 349          | 1 272          | 1 282          | 1 284          | 1 327          | 1 287          | 1 367          | 1 624          | 1 584          |
| Arizona . . . . .                     | 2 917              | 2 865          | 2 661          | 2 533          | 2 574          | 2 523          | 2 413          | 2 269          | 2 250          | 2 202          |
| Arkansas . . . . .                    | 1 178              | 1 178          | 1 116          | 1 054          | 1 067          | 1 037          | 1 005          | 1 020          | 977            | 964            |
| California . . . . .                  | 17 858             | 17 835         | 17 733         | 17 344         | 17 587         | 18 038         | 18 376         | 18 830         | 19 239         | 18 988         |
| Colorado . . . . .                    | 3 868              | 3 787          | 3 499          | 3 496          | 3 386          | 3 235          | 3 390          | 3 540          | 3 452          | 3 317          |
| Connecticut . . . . .                 | 1 375              | 1 396          | 1 350          | 1 357          | 1 353          | 1 418          | 1 413          | 1 405          | 1 368          | 1 329          |
| Delaware . . . . .                    | 428                | 422            | 406            | 367            | 383            | 411            | 483            | 455            | 438            | 417            |
| District of Columbia . . . . .        | 12 646             | 12 208         | 11 975         | 11 436         | 11 598         | 11 304         | 11 394         | 11 415         | 10 236         | 10 059         |
| Florida . . . . .                     | 8 415              | 8 135          | 7 835          | 7 696          | 7 666          | 7 660          | 7 206          | 7 263          | 7 351          | 7 286          |
| Georgia . . . . .                     | 6 931              | 6 700          | 6 292          | 5 984          | 5 707          | 5 904          | 5 801          | 5 945          | 5 832          | 5 610          |
| Hawaii . . . . .                      | 2 525              | 2 429          | 2 436          | 2 557          | 2 330          | 2 409          | 2 310          | 2 498          | 2 385          | 2 369          |
| Idaho . . . . .                       | 753                | 728            | 693            | 652            | 627            | 630            | 604            | 611            | 615            | 560            |
| Illinois . . . . .                    | 6 252              | 6 210          | 6 000          | 5 490          | 5 404          | 5 440          | 5 436          | 5 402          | 5 306          | 5 157          |
| Indiana . . . . .                     | 2 121              | 2 204          | 1 972          | 1 917          | 1 781          | 1 970          | 2 031          | 2 101          | 2 066          | 1 936          |
| Iowa . . . . .                        | 1 029              | 988            | 970            | 941            | 943            | 944            | 929            | 954            | 864            | 819            |
| Kansas . . . . .                      | 1 866              | 1 844          | 1 752          | 1 680          | 1 589          | 1 700          | 1 741          | 1 892          | 1 790          | 1 765          |
| Kentucky . . . . .                    | 2 805              | 2 724          | 2 615          | 2 488          | 2 273          | 2 442          | 2 380          | 2 600          | 2 535          | 2 490          |
| Louisiana . . . . .                   | 2 310              | 2 264          | 2 165          | 2 002          | 2 066          | 2 084          | 2 059          | 2 136          | 2 099          | 2 089          |
| Maine . . . . .                       | 808                | 779            | 795            | 748            | 755            | 722            | 728            | 773            | 810            | 807            |
| Maryland . . . . .                    | 8 921              | 9 174          | 8 346          | 8 042          | 7 556          | 7 324          | 7 192          | 7 414          | 7 227          | 6 910          |
| Massachusetts . . . . .               | 3 214              | 3 087          | 2 919          | 2 840          | 2 824          | 2 857          | 2 953          | 3 112          | 3 020          | 2 922          |
| Michigan . . . . .                    | 3 150              | 3 126          | 2 932          | 2 814          | 2 741          | 2 778          | 2 867          | 2 887          | 2 725          | 2 605          |
| Minnesota . . . . .                   | 1 904              | 1 897          | 1 778          | 1 704          | 1 638          | 1 655          | 1 649          | 1 617          | 1 525          | 1 496          |
| Mississippi . . . . .                 | 1 725              | 1 718          | 1 699          | 1 500          | 1 542          | 1 571          | 1 554          | 1 539          | 1 469          | 1 358          |
| Missouri . . . . .                    | 3 463              | 3 437          | 3 313          | 3 055          | 3 033          | 3 185          | 3 167          | 3 332          | 3 293          | 3 179          |
| Montana . . . . .                     | 711                | 689            | 667            | 614            | 595            | 632            | 628            | 611            | 612            | 571            |
| Nebraska . . . . .                    | 1 053              | 1 035          | 992            | 963            | 974            | 1 031          | 969            | 971            | 966            | 996            |
| Nevada . . . . .                      | 1 019              | 976            | 903            | 835            | 824            | 850            | 816            | 763            | 738            | 726            |
| New Hampshire . . . . .               | 516                | 471            | 453            | 448            | 480            | 448            | 454            | 432            | 404            | 399            |
| New Jersey . . . . .                  | 3 782              | 3 739          | 3 599          | 3 458          | 3 476          | 3 556          | 3 549          | 3 739          | 3 671          | 3 576          |
| New Mexico . . . . .                  | 1 747              | 1 692          | 1 646          | 1 581          | 1 595          | 1 686          | 1 622          | 1 590          | 1 565          | 1 485          |
| New York . . . . .                    | 8 122              | 7 879          | 7 521          | 7 240          | 7 039          | 7 157          | 7 160          | 7 428          | 7 241          | 7 031          |
| North Carolina . . . . .              | 5 502              | 5 527          | 5 275          | 4 833          | 4 887          | 4 898          | 4 532          | 4 833          | 4 727          | 4 624          |
| North Dakota . . . . .                | 634                | 616            | 618            | 554            | 575            | 644            | 599            | 566            | 559            | 540            |
| Ohio . . . . .                        | 4 851              | 4 627          | 4 341          | 4 242          | 4 298          | 4 612          | 4 615          | 4 467          | 4 353          | 4 228          |
| Oklahoma . . . . .                    | 3 050              | 2 951          | 2 761          | 2 637          | 2 629          | 2 721          | 2 614          | 2 627          | 2 609          | 2 544          |
| Oregon . . . . .                      | 1 592              | 1 589          | 1 506          | 1 471          | 1 422          | 1 410          | 1 405          | 1 419          | 1 389          | 1 329          |
| Pennsylvania . . . . .                | 5 763              | 5 615          | 5 424          | 5 306          | 5 267          | 5 625          | 5 922          | 5 802          | 5 741          | 5 534          |
| Rhode Island . . . . .                | 747                | 722            | 723            | 715            | 709            | 634            | 638            | 641            | 610            | 597            |
| South Carolina . . . . .              | 2 526              | 2 481          | 2 441          | 2 246          | 2 077          | 2 203          | 2 289          | 2 503          | 2 537          | 2 621          |
| South Dakota . . . . .                | 600                | 584            | 559            | 508            | 511            | 534            | 539            | 541            | 553            | 520            |
| Tennessee . . . . .                   | 2 935              | 2 833          | 2 718          | 2 633          | 2 624          | 2 702          | 2 691          | 2 669          | 2 600          | 2 501          |
| Texas . . . . .                       | 12 104             | 12 126         | 11 798         | 11 164         | 10 897         | 11 249         | 10 594         | 9 999          | 9 887          | 9 646          |
| Utah . . . . .                        | 1 765              | 1 603          | 1 469          | 1 392          | 1 388          | 1 478          | 1 519          | 1 479          | 1 504          | 1 476          |
| Vermont . . . . .                     | 319                | 320            | 301            | 278            | 267            | 270            | 275            | 268            | 246            | 224            |
| Virginia . . . . .                    | 12 345             | 12 477         | 12 050         | 11 360         | 11 312         | 12 322         | 12 016         | 12 147         | 12 330         | 11 722         |
| Washington . . . . .                  | 4 945              | 4 940          | 4 869          | 4 612          | 4 574          | 4 574          | 4 396          | 4 187          | 4 105          | 3 992          |
| West Virginia . . . . .               | 1 005              | 963            | 911            | 859            | 863            | 815            | 797            | 788            | 756            | 692            |
| Wisconsin . . . . .                   | 1 626              | 1 600          | 1 514          | 1 464          | 1 363          | 1 377          | 1 377          | 1 396          | 1 383          | 1 339          |
| Wyoming . . . . .                     | 435                | 417            | 410            | 376            | 375            | 395            | 381            | 358            | 357            | 338            |
| American Samoa . . . . .              | 5                  | 3              | 3              | 3              | 2              | 2              | 3              | 3              | 3              | 3              |
| Fed. States of Micronesia . . . . .   | --                 | --             | --             | --             | --             | --             | --             | --             | --             | --             |
| Guam . . . . .                        | 247                | 247            | 304            | 344            | 359            | 384            | 370            | 457            | 472            | 434            |
| Marshall Islands . . . . .            | --                 | --             | --             | --             | --             | --             | --             | --             | --             | --             |
| Northern Marianas . . . . .           | 3                  | 2              | 2              | 2              | 2              | 2              | 2              | 2              | 3              | 2              |
| Palau . . . . .                       | --                 | --             | --             | --             | --             | --             | --             | --             | --             | --             |
| Puerto Rico . . . . .                 | 866                | 819            | 839            | 739            | 730            | 713            | 704            | 695            | 619            | 607            |
| Virgin Islands . . . . .              | 45                 | 45             | 47             | 40             | 41             | 42             | 45             | 35             | 36             | 33             |
| Undistributed . . . . .               | 4 440              | 3 593          | 3 296          | 3 336          | 1 381          | 1 297          | 1 303          | 1 319          | 20             | 15             |

Note: In 1992, defense salaries and wages figures for Maine and New Hampshire were affected by reassignment of Portsmouth Navy Yard salaries statistics from New Hampshire to Maine. See text for additional information regarding revisions to historical data.

**Table 14. State Rankings for Per Capita Amounts of Federal Government Expenditure: Fiscal Year 2001**

[For meaning of abbreviations and symbols, see introductory text]

| State          | Total | Retirement and disability | Other direct payments | Grants | Procurement | Salaries and wages |
|----------------|-------|---------------------------|-----------------------|--------|-------------|--------------------|
| Alabama        | 10    | 3                         | 17                    | 26     | 8           | 19                 |
| Alaska         | 1     | 50                        | 47                    | 1      | 4           | 1                  |
| Arizona        | 32    | 26                        | 39                    | 41     | 11          | 27                 |
| Arkansas       | 26    | 6                         | 10                    | 16     | 49          | 41                 |
| California     | 36    | 48                        | 30                    | 28     | 17          | 30                 |
| Colorado       | 35    | 45                        | 46                    | 47     | 10          | 7                  |
| Connecticut    | 15    | 31                        | 20                    | 17     | 5           | 45                 |
| Delaware       | 40    | 16                        | 32                    | 31     | 50          | 29                 |
| Florida        | 24    | 2                         | 14                    | 48     | 26          | 31                 |
| Georgia        | 34    | 44                        | 38                    | 44     | 16          | 10                 |
| Hawaii         | 6     | 15                        | 37                    | 20     | 6           | 2                  |
| Idaho          | 33    | 42                        | 42                    | 29     | 15          | 25                 |
| Illinois       | 44    | 43                        | 18                    | 46     | 43          | 37                 |
| Indiana        | 43    | 38                        | 22                    | 45     | 34          | 48                 |
| Iowa           | 31    | 20                        | 4                     | 36     | 45          | 47                 |
| Kansas         | 27    | 22                        | 7                     | 40     | 31          | 17                 |
| Kentucky       | 21    | 8                         | 27                    | 18     | 21          | 16                 |
| Louisiana      | 25    | 40                        | 12                    | 15     | 25          | 33                 |
| Maine          | 20    | 5                         | 31                    | 12     | 29          | 20                 |
| Maryland       | 5     | 13                        | 15                    | 14     | 3           | 4                  |
| Massachusetts  | 13    | 34                        | 9                     | 11     | 9           | 36                 |
| Michigan       | 45    | 35                        | 28                    | 33     | 41          | 49                 |
| Minnesota      | 48    | 46                        | 26                    | 35     | 36          | 46                 |
| Mississippi    | 11    | 14                        | 5                     | 13     | 22          | 24                 |
| Missouri       | 12    | 17                        | 13                    | 22     | 7           | 22                 |
| Montana        | 8     | 11                        | 6                     | 5      | 37          | 14                 |
| Nebraska       | 22    | 28                        | 3                     | 24     | 48          | 23                 |
| Nevada         | 50    | 33                        | 49                    | 50     | 30          | 35                 |
| New Hampshire  | 46    | 29                        | 48                    | 37     | 28          | 44                 |
| New Jersey     | 38    | 37                        | 23                    | 42     | 32          | 40                 |
| New Mexico     | 4     | 19                        | 41                    | 4      | 2           | 6                  |
| New York       | 30    | 39                        | 16                    | 7      | 44          | 42                 |
| North Carolina | 37    | 24                        | 40                    | 32     | 39          | 18                 |
| North Dakota   | 3     | 32                        | 1                     | 3      | 35          | 5                  |
| Ohio           | 39    | 30                        | 25                    | 39     | 33          | 43                 |
| Oklahoma       | 17    | 9                         | 21                    | 25     | 24          | 8                  |
| Oregon         | 42    | 23                        | 34                    | 19     | 47          | 39                 |
| Pennsylvania   | 19    | 7                         | 8                     | 23     | 27          | 38                 |
| Rhode Island   | 16    | 12                        | 11                    | 10     | 40          | 15                 |
| South Carolina | 28    | 10                        | 35                    | 27     | 18          | 21                 |
| South Dakota   | 7     | 21                        | 2                     | 8      | 38          | 12                 |
| Tennessee      | 18    | 18                        | 24                    | 21     | 12          | 34                 |
| Texas          | 41    | 47                        | 29                    | 38     | 19          | 26                 |
| Utah           | 47    | 49                        | 50                    | 43     | 13          | 13                 |
| Vermont        | 29    | 36                        | 44                    | 6      | 23          | 32                 |
| Virginia       | 2     | 4                         | 43                    | 49     | 1           | 3                  |
| Washington     | 23    | 27                        | 36                    | 30     | 14          | 11                 |
| West Virginia  | 14    | 1                         | 19                    | 9      | 46          | 28                 |
| Wisconsin      | 49    | 41                        | 33                    | 34     | 42          | 50                 |
| Wyoming        | 9     | 25                        | 45                    | 2      | 20          | 9                  |

Note: States are ranked from largest per capita amount of federal funds (1) to smallest per capita amount of federal funds (50). Rankings are based upon per capita amounts shown in Table 10. All precautionary notes for Tables 1-6 apply to rankings. Federal funds for loans and insurance are excluded from consideration in this table.

**Table 15. Federal Government Expenditure, by State and County Area: Fiscal Year 2001**

[Thousand dollars]

| State and county area         | Congressional district | United States resident population <sup>1</sup> | Federal government expenditure |                           |                       |             |             |                    |
|-------------------------------|------------------------|--|--------------------------------|---------------------------|-----------------------|-------------|-------------|--------------------|
|                               |                        |  | Total                          | Retirement and Disability | Other Direct Payments | Grants      | Procurement | Salaries and Wages |
| United States, total .....    |                        | 281 421 906                                    | 1 778 884 262                  | 600 014 232               | 405 599 361           | 338 977 112 | 246 218 951 | 188 074 605        |
| Alabama .....                 |                        | 4 447 100                                      | 31 700 462                     | 11 460 024                | 6 843 353             | 5 297 519   | 5 204 246   | 2 895 321          |
| Autauga County .....          | 02                     | 43 671   | 209 458                        | 113 222                   | 59 937                | 28 210      | 2 532       | 5 557              |
| Baldwin County .....          | 01                     | 140 415  | 655 292                        | 407 803                   | 137 259               | 86 305      | 7 727       | 16 197             |
| Barbour County .....          | 02                     | 29 038   | 156 342                        | 64 993                    | 47 580                | 37 886      | 966         | 4 916              |
| Bibb County .....             | 03 06                  | 20 826   | 95 257                         | 48 240                    | 24 731                | 17 750      | 1 079       | 3 457              |
| Blount County .....           | 04                     | 51 024   | 165 942                        | 87 022                    | 44 563                | 27 664      | 1 443       | 5 251              |
| Bullock County .....          | 02                     | 11 714   | 69 547                         | 28 154                    | 16 315                | 22 447      | 432         | 2 198              |
| Butler County .....           | 02                     | 21 399   | 126 265                        | 56 862                    | 33 317                | 32 525      | 674         | 2 886              |
| Calhoun County .....          | 03                     | 112 249  | 938 309                        | 414 605                   | 147 677               | 100 554     | 168 014     | 107 459            |
| Chambers County .....         | 03                     | 36 583   | 181 440                        | 98 100                    | 47 667                | 30 046      | 1 847       | 3 779              |
| Cherokee County .....         | 04                     | 23 988   | 117 390                        | 56 835                    | 28 346                | 15 821      | 13 567      | 2 820              |
| Chilton County .....          | 03                     | 39 593   | 165 244                        | 84 679                    | 45 097                | 25 946      | 5 347       | 4 174              |
| Choctaw County .....          | 07                     | 15 922   | 106 823                        | 41 518                    | 20 266                | 29 476      | 13 591      | 1 971              |
| Clarke County .....           | 01 07                  | 27 867   | 149 486                        | 70 565                    | 34 527                | 35 088      | 4 057       | 5 249              |
| Clay County .....             | 03                     | 14 254   | 73 915                         | 39 049                    | 18 369                | 12 532      | 518         | 3 447              |
| Cleburne County .....         | 03                     | 14 123   | 65 079                         | 36 169                    | 13 808                | 11 066      | 725         | 3 310              |
| Coffee County .....           | 02                     | 43 615   | 552 670                        | 153 737                   | 65 668                | 54 941      | 264 365     | 13 958             |
| Colbert County .....          | 05                     | 54 984   | 417 163                        | 176 581                   | 79 795                | 44 561      | 32 130      | 84 096             |
| Conecuh County .....          | 02                     | 14 989   | 94 077                         | 38 460                    | 27 061                | 25 732      | 604         | 2 220              |
| Coosa County .....            | 03                     | 12 202   | 54 284                         | 31 483                    | 11 248                | 8 410       | 1 366       | 1 777              |
| Covington County .....        | 02                     | 37 631   | 251 529                        | 109 569                   | 64 131                | 61 067      | 9 000       | 7 762              |
| Crenshaw County .....         | 02                     | 13 665   | 87 343                         | 37 769                    | 22 448                | 23 469      | 594         | 3 063              |
| Cullman County .....          | 04                     | 77 483   | 346 905                        | 186 949                   | 90 925                | 52 474      | 3 721       | 12 836             |
| Dale County .....             | 02                     | 49 129   | 504 644                        | 154 900                   | 67 071                | 33 369      | 34 479      | 214 825            |
| Dallas County .....           | 07                     | 46 365   | 366 611                        | 138 741                   | 86 684                | 87 034      | 45 334      | 8 818              |
| De Kalb County .....          | 04                     | 64 452   | 265 621                        | 135 358                   | 65 761                | 50 585      | 4 705       | 9 212              |
| Elmore County .....           | 02                     | 65 874   | 282 556                        | 174 864                   | 55 310                | 41 075      | 2 854       | 8 452              |
| Escambia County .....         | 01                     | 38 440   | 203 113                        | 94 582                    | 54 626                | 47 281      | 1 987       | 4 637              |
| Etowah County .....           | 04                     | 103 459  | 565 611                        | 295 933                   | 149 932               | 85 351      | 17 830      | 16 564             |
| Fayette County .....          | 04                     | 18 495   | 91 859                         | 43 764                    | 22 373                | 18 129      | 4 630       | 2 963              |
| Franklin County .....         | 04                     | 31 223   | 183 334                        | 80 905                    | 43 653                | 53 209      | 990         | 4 575              |
| Geneva County .....           | 02                     | 25 764   | 177 285                        | 79 150                    | 53 458                | 38 812      | 996         | 4 869              |
| Greene County .....           | 07                     | 9 974  | 70 879                         | 25 128                    | 16 219                | 27 232      | 396         | 1 904              |
| Hale County .....             | 07                     | 17 185   | 104 038                        | 43 578                    | 26 556                | 29 855      | 646         | 3 403              |
| Henry County .....            | 02                     | 16 310   | 106 907                        | 43 978                    | 35 501                | 21 644      | 2 894       | 2 890              |
| Houston County .....          | 02                     | 88 787   | 464 253                        | 236 065                   | 105 675               | 73 085      | 32 462      | 16 966             |
| Jackson County .....          | 05                     | 53 926   | 486 909                        | 138 821                   | 63 503                | 36 388      | 212 884     | 35 364             |
| Jefferson County .....        | 06 07                  | 662 047  | 4 314 927                      | 1 750 483                 | 988 373               | 841 870     | 270 266     | 463 935            |
| Lamar County .....            | 04                     | 15 904   | 83 947                         | 42 182                    | 20 301                | 16 844      | 1 127       | 3 494              |
| Lauderdale County .....       | 05                     | 87 966   | 426 912                        | 240 812                   | 106 408               | 59 006      | 3 688       | 16 997             |
| Lawrence County .....         | 04 05                  | 34 803   | 144 833                        | 62 550                    | 40 675                | 35 848      | 1 008       | 4 752              |
| Lee County .....              | 03                     | 115 092  | 399 756                        | 190 527                   | 78 730                | 100 528     | 6 819       | 23 152             |
| Limestone County .....        | 05                     | 65 676   | 269 652                        | 139 078                   | 76 316                | 40 841      | 5 442       | 7 975              |
| Lowndes County .....          | 07                     | 13 473   | 77 114                         | 28 224                    | 17 435                | 26 103      | 3 365       | 1 989              |
| Macon County .....            | 03                     | 24 105   | 223 963                        | 64 227                    | 38 009                | 68 038      | 6 740       | 46 948             |
| Madison County .....          | 05                     | 276 700  | 4 787 881                      | 756 766                   | 217 001               | 204 527     | 2 872 073   | 737 513            |
| Marengo County .....          | 07                     | 22 539   | 130 382                        | 51 926                    | 35 222                | 37 683      | 1 131       | 4 421              |
| Marion County .....           | 04                     | 31 214   | 174 303                        | 74 569                    | 40 044                | 53 667      | 899         | 5 123              |
| Marshall County .....         | 04                     | 82 331   | 432 575                        | 233 128                   | 101 454               | 54 519      | 25 988      | 17 485             |
| Mobile County .....           | 01                     | 399 843  | 2 566 639                      | 954 713                   | 546 411               | 325 796     | 585 398     | 154 322            |
| Monroe County .....           | 01                     | 24 324   | 130 262                        | 53 905                    | 39 311                | 32 714      | 1 022       | 3 310              |
| Montgomery County .....       | 02 07                  | 223 510  | 2 779 793                      | 676 706                   | 322 935               | 943 595     | 332 678     | 503 879            |
| Morgan County .....           | 05                     | 111 064  | 549 959                        | 269 067                   | 108 636               | 71 356      | 11 124      | 89 776             |
| Perry County .....            | 07                     | 11 861   | 82 796                         | 30 824                    | 24 281                | 24 626      | 364         | 2 702              |
| Pickens County .....          | 04 07                  | 20 949   | 132 720                        | 57 663                    | 33 702                | 37 169      | 725         | 3 461              |
| Pike County .....             | 02                     | 29 605   | 186 684                        | 71 459                    | 58 871                | 43 672      | 6 267       | 6 416              |
| Randolph County .....         | 03                     | 22 380   | 129 304                        | 56 715                    | 29 700                | 24 331      | 15 726      | 2 831              |
| Russell County .....          | 03                     | 49 756   | 260 929                        | 149 248                   | 59 989                | 44 369      | 1 438       | 5 884              |
| St. Clair County .....        | 03                     | 64 742   | 223 306                        | 131 085                   | 54 962                | 26 686      | 3 257       | 7 316              |
| Shelby County .....           | 06                     | 143 293  | 330 516                        | 194 404                   | 78 970                | 33 165      | 5 290       | 18 687             |
| Sumter County .....           | 07                     | 14 798   | 106 338                        | 35 429                    | 25 886                | 40 740      | 1 426       | 2 858              |
| Talladega County .....        | 03                     | 80 321   | 471 332                        | 219 392                   | 107 437               | 102 703     | 16 040      | 25 760             |
| Tallapoosa County .....       | 03                     | 41 475   | 207 951                        | 110 774                   | 52 400                | 37 844      | 1 154       | 5 780              |
| Tuscaloosa County .....       | 06 07                  | 164 875  | 839 228                        | 357 358                   | 190 765               | 153 200     | 67 827      | 70 078             |
| Walker County .....           | 04                     | 70 713   | 444 903                        | 226 178                   | 109 877               | 92 942      | 3 173       | 12 732             |
| Washington County .....       | 01                     | 18 097   | 92 369                         | 43 657                    | 19 383                | 26 381      | 607         | 2 340              |
| Wilcox County .....           | 07                     | 13 183   | 107 598                        | 37 704                    | 21 200                | 41 720      | 2 866       | 4 109              |
| Winston County .....          | 04                     | 24 843   | 179 236                        | 65 748                    | 35 165                | 20 926      | 51 929      | 5 468              |
| State undistributed .....     |                        |  | 1 458 973                      | 15 386                    | 1 236 445             | 207 142     | -           | -                  |
| Alaska .....                  |                        | 626 932  | 6 403 171                      | 935 620                   | 609 922               | 2 313 676   | 1 130 374   | 1 413 580          |
| Aleutians West Census A ..... | 00                     | 5 465  | 1 642                          | 64 998                    | 691                   | 4 061       | 56 289      | 2 316              |
| Anchorage City/Borough .....  | 00                     | 260 283  | 2 532 187                      | 419 635                   | 138 349               | 671 481     | 517 711     | 785 011            |
| Bethel Census Area .....      | 00                     | 16 006   | 229 379                        | 10 238                    | 30 479                | 173 959     | 6 171       | 8 530              |
| Bristol Bay Borough .....     | 00                     | 1 258  | 30 345                         | 3 864                     | 1 058                 | 18 047      | 4 576       | 2 799              |
| Dillingham Census Area .....  | 00                     | 4 922  | 49 859                         | 7 896                     | 9 121                 | 29 121      | 1 032       | 2 688              |
| Fairbanks-North Star Bo ..... | 00                     | 82 840   | 970 664                        | 117 580                   | 60 982                | 208 914     | 225 967     | 357 221            |
| Haines Borough .....          | 00                     | 2 392  | 17 294                         | 4 689                     | 2 864                 | 6 647       | 2 496       | 5 977              |
| Juneau city and Borough ..... | 00                     | 30 711   | 573 079                        | 49 780                    | 24 714                | 434 780     | 5 971       | 57 854             |
| Kenai Peninsula Borough ..... | 00                     | 49 691   | 212 596                        | 82 475                    | 30 479                | 67 704      | 8 495       | 23 443             |
| Ketchikan-Gateway Boro .....  | 00                     | 14 070   | 103 140                        | 19 582                    | 17 537                | 34 585      | 9 900       | 21 536             |
| Northwest Arctic Boroug ..... | 00                     | 7 208  | 74 720                         | 5 733                     | 8 765                 | 54 407      | 2 194       | 3 621              |
| Kodiak Island Borough .....   | 00                     | 13 913   | 150 065                        | 8 776                     | 9 399                 | 18 157      | 62 153      | 51 580             |
| Matanuska-Susitna Boro .....  | 00                     | 59 322   | 269 353                        | 91 073                    | 24 275                | 125 208     | 20 100      | 8 697              |
| Nome Census Area .....        | 00                     | 9 196  | 118 240                        | 8 869                     | 16 828                | 80 783      | 5 720       | 6 040              |
| North Slope Borough .....     | 00                     | 7 385  | 59 346                         | 6 884                     | 4 485                 | 26 111      | 20 499      | 1 368              |
| Prince of Wales Area .....    | 00                     | 6 146  | 54 074                         | 6 863                     | 13 085                | 16 228      | 13 717      | 4 180              |
| Sitka city and Borough .....  | 00                     | 8 835  | 101 098                        | 14 008                    | 22 540                | 39 089      | 8 047       | 17 415             |
| Skagway-Hoonah-Angoon .....   | 00                     | 3 436  | 29 189                         | 5 959                     | 3 645                 | 6 075       | 8 212       | 5 297              |
| Southeast Fairbanks Are ..... | 00                     | 6 174  | 65 983                         | 11 331                    | 3 750                 | 18 640      | 20 608      | 11 655             |
| Valdez-Cordova Area .....     | 00                     | 10 195   | 118 157                        | 12 501                    | 7 652                 | 40 459      | 47 806      | 9 739              |

See footnotes at end of table.



Table 15. Federal Government Expenditure, by State and County Area: Fiscal Year 2001—Con.

[Thousand dollars]

| State and county area         | Congressional district | United States resident population <sup>1</sup> | Federal government expenditure |                           |                       |           |             |                    |
|-------------------------------|------------------------|--|--------------------------------|---------------------------|-----------------------|-----------|-------------|--------------------|
|                               |                        |  | Total                          | Retirement and Disability | Other Direct Payments | Grants    | Procurement | Salaries and Wages |
| <b>Alaska—Con.</b>            |                        |  |                                |                           |                       |           |             |                    |
| Wade Hampton Census Are ..... | 00                     | 7 028  | 58 487                         | 5 191                     | 6 981                 | 39 107    | 5 205       | 2 003              |
| Wrangell-Petersburg Are ..... | 00                     | 6 684  | 55 049                         | 11 425                    | 16 815                | 8 639     | 9 700       | 8 470              |
| Yukon-Koyukuk Area .....      | 00                     | 6 551  | 128 796                        | 10 564                    | 4 763                 | 46 913    | 60 111      | 6 446              |
| Aleutians East Borough .....  | 00                     | 2 697  | 25 860                         | 4 342                     | 3 168                 | 10 826    | 6 307       | 1 218              |
| Lake and Peninsula Boro ..... | 00                     | 1 823  | 11 250                         | 2 229                     | 3 101                 | 3 662     | 440         | 1 818              |
| Denali Borough .....          | 00                     | 1 893  | 15 023                         | 1 012                     | 1 112                 | 1 444     | 138         | 11 317             |
| Yakutat city borough ar ..... | 00                     | 808  | 3 845                          | 204                       | 1 327                 | 786       | 807         | 721                |
| State undistributed .....     |                        |  | 281 096                        | 11 295                    | 141 956               | 127 845   | —           | —                  |
| <b>Arizona</b>                |                        |  |                                |                           |                       |           |             |                    |
| Apache County .....           | 06                     | 5 130 632                                      | 30 375 935                     | 11 075 069                | 5 933 696             | 5 190 286 | 5 259 890   | 2 916 994          |
| Cochise County .....          | 05                     | 69 423   | 761 252                        | 118 505                   | 121 075               | 408 947   | 31 289      | 81 436             |
| Coconino County .....         | 03 06                  | 117 755  | 1 162 757                      | 402 056                   | 116 000               | 113 042   | 215 776     | 315 883            |
| Gila County .....             | 06                     | 116 320  | 692 600                        | 220 832                   | 92 814                | 218 835   | 36 992      | 123 127            |
| Graham County .....           | 05 06                  | 51 335   | 359 630                        | 167 521                   | 70 724                | 95 349    | 5 256       | 20 780             |
| Greenlee County .....         | 06                     | 33 489   | 170 261                        | 66 512                    | 32 489                | 47 276    | 8 507       | 15 477             |
| Maricopa County .....         | 02                     | 8 547  | 38 380                         | 15 420                    | 6 146                 | 13 424    | 1 672       | 1 718              |
| Mohave County .....           | 03                     | 3 072 149                                      | 15 155 096                     | 5 853 803                 | 2 646 357             | 2 469 603 | 2 908 325   | 1 277 008          |
| Navajo County .....           | 03 06                  | 155 032  | 820 001                        | 511 425                   | 169 842               | 98 876    | 13 677      | 26 181             |
| Pima County .....             | 02 05                  | 97 470   | 634 430                        | 196 208                   | 112 023               | 245 129   | 17 162      | 63 907             |
| Pinal County .....            | 02 05                  | 843 746  | 6 360 169                      | 2 144 538                 | 836 128               | 877 241   | 1 866 415   | 635 847            |
| Santa Cruz County .....       | 02                     | 179 727  | 861 489                        | 386 490                   | 203 138               | 205 214   | 27 796      | 38 851             |
| Yavapai County .....          | 03                     | 38 381   | 189 974                        | 62 912                    | 23 114                | 51 754    | 3 638       | 48 556             |
| Yuma County .....             | 02                     | 167 517  | 866 695                        | 561 294                   | 140 216               | 93 335    | 16 742      | 55 107             |
| La Paz County .....           | 03                     | 160 026  | 815 356                        | 305 814                   | 153 298               | 111 590   | 38 137      | 206 517            |
| State undistributed .....     |                        | 19 715   | 167 385                        | 51 867                    | 9 513                 | 30 900    | 68 507      | 6 599              |
|                               |                        |  | 1 320 461                      | 9 873                     | 1 200 818             | 109 770   | —           | —                  |
| <b>Arkansas</b>               |                        |  |                                |                           |                       |           |             |                    |
| Arkansas County .....         | 01                     | 2 673 400                                      | 16 632 110                     | 6 665 967                 | 4 647 734             | 3 448 473 | 691 591     | 1 178 344          |
| Ashley County .....           | 04                     | 20 749   | 183 790                        | 53 689                    | 88 821                | 24 110    | 8 151       | 9 019              |
| Baxter County .....           | 03                     | 24 209   | 150 057                        | 60 768                    | 53 266                | 30 566    | 9 448       | 4 510              |
| Benton County .....           | 03                     | 38 386   | 239 702                        | 160 582                   | 53 395                | 15 324    | 2 197       | 8 204              |
| Boone County .....            | 03                     | 153 406  | 524 396                        | 347 928                   | 101 024               | 40 782    | 12 722      | 21 940             |
| Bradley County .....          | 04                     | 33 948   | 180 823                        | 102 336                   | 38 024                | 26 888    | 2 981       | 10 594             |
| Calhoun County .....          | 04                     | 12 600   | 71 751                         | 33 286                    | 19 628                | 15 840    | 427         | 2 570              |
| Carroll County .....          | 03                     | 5 744  | 28 783                         | 12 919                    | 5 058                 | 8 502     | 1 574       | 730                |
| Chicot County .....           | 04                     | 25 357   | 100 148                        | 61 318                    | 21 409                | 9 231     | 1 303       | 6 887              |
| Clark County .....            | 04                     | 14 117   | 142 353                        | 36 433                    | 59 925                | 40 430    | 3 745       | 1 820              |
| Cleburne County .....         | 01                     | 23 546   | 106 875                        | 55 407                    | 34 281                | 8 026     | 2 952       | 6 209              |
| Cleveland County .....        | 04                     | 17 609   | 155 792                        | 49 610                    | 71 817                | 27 700    | 3 019       | 3 647              |
| Columbia County .....         | 04                     | 24 046   | 131 952                        | 82 056                    | 29 274                | 13 600    | 2 102       | 4 920              |
| Conway County .....           | 02                     | 8 571  | 38 542                         | 21 381                    | 8 715                 | 7 198     | 294         | 954                |
| Craighead County .....        | 01                     | 25 603   | 159 148                        | 67 580                    | 36 683                | 31 637    | 17 615      | 5 633              |
| Crawford County .....         | 03                     | 20 336   | 155 385                        | 61 857                    | 28 446                | 60 391    | 869         | 3 822              |
| Crittenden County .....       | 01                     | 82 148   | 407 358                        | 165 674                   | 132 706               | 79 382    | 5 486       | 24 109             |
| Cross County .....            | 01                     | 53 247   | 234 678                        | 123 677                   | 47 366                | 47 779    | 9 798       | 6 059              |
| Dallas County .....           | 04                     | 50 866   | 279 995                        | 94 854                    | 91 496                | 84 354    | 2 857       | 6 433              |
| Desha County .....            | 04                     | 19 526   | 155 126                        | 42 404                    | 72 239                | 28 474    | 9 110       | 2 899              |
| Drew County .....             | 04                     | 9 210  | 53 949                         | 24 827                    | 15 089                | 12 053    | 365         | 1 615              |
| Faulkner County .....         | 02                     | 15 341   | 171 618                        | 35 709                    | 62 302                | 45 680    | 21 840      | 6 088              |
| Franklin County .....         | 03                     | 102 320  | 102 320                        | 37 417                    | 36 822                | 19 794    | 3 769       | 4 518              |
| Fulton County .....           | 01                     | 86 014   | 276 287                        | 161 294                   | 62 542                | 38 201    | 2 718       | 11 531             |
| Garland County .....          | 04                     | 17 771   | 92 757                         | 47 120                    | 19 086                | 10 569    | 5 326       | 10 656             |
| Grant County .....            | 04                     | 11 642   | 62 052                         | 37 110                    | 13 840                | 9 057     | 366         | 1 678              |
| Greene County .....           | 01                     | 88 068   | 570 652                        | 335 534                   | 140 029               | 50 881    | 14 308      | 29 901             |
| Hempstead County .....        | 04                     | 16 464   | 68 032                         | 36 114                    | 11 807                | 14 622    | 564         | 4 925              |
| Hot Spring County .....       | 04                     | 37 331   | 197 194                        | 86 288                    | 68 001                | 31 840    | 5 727       | 5 339              |
| Howard County .....           | 04                     | 23 587   | 109 639                        | 49 069                    | 33 652                | 20 915    | 891         | 5 111              |
| Independence County .....     | 01                     | 30 353   | 138 742                        | 75 394                    | 36 326                | 18 341    | 3 123       | 5 557              |
| Izard County .....            | 01                     | 14 300   | 70 507                         | 35 628                    | 19 076                | 11 714    | 676         | 3 414              |
| Jackson County .....          | 01                     | 34 233   | 196 316                        | 86 417                    | 44 829                | 38 706    | 16 718      | 9 646              |
| Jefferson County .....        | 04                     | 13 249   | 82 537                         | 46 049                    | 18 834                | 12 603    | 3 077       | 1 974              |
| Johnson County .....          | 03                     | 18 418   | 183 059                        | 45 551                    | 90 127                | 41 962    | 2 210       | 3 209              |
| Lafayette County .....        | 04                     | 84 278   | 648 788                        | 211 622                   | 148 410               | 119 384   | 104 255     | 65 117             |
| Lawrence County .....         | 01                     | 22 781   | 84 252                         | 55 920                    | 21 466                | 747       | 978         | 5 140              |
| Lee County .....              | 01                     | 8 559  | 60 991                         | 22 349                    | 21 055                | 15 327    | 412         | 1 847              |
| Lincoln County .....          | 04                     | 17 774   | 145 450                        | 51 375                    | 68 002                | 20 830    | 1 103       | 4 141              |
| Little River County .....     | 04                     | 12 580   | 117 103                        | 25 769                    | 50 749                | 36 227    | 1 213       | 3 145              |
| Logan County .....            | 03                     | 14 492   | 91 306                         | 24 635                    | 34 415                | 30 484    | 587         | 1 185              |
| Lonoke County .....           | 01                     | 13 628   | 73 067                         | 38 012                    | 18 686                | 12 721    | 1 654       | 1 995              |
| Madison County .....          | 03                     | 22 486   | 115 552                        | 64 482                    | 23 940                | 18 599    | 1 517       | 7 014              |
| Marion County .....           | 03                     | 52 828   | 261 986                        | 127 447                   | 88 183                | 28 708    | 11 827      | 5 822              |
| Miller County .....           | 04                     | 14 243   | 56 712                         | 32 466                    | 11 695                | 9 106     | 926         | 2 520              |
| Mississippi County .....      | 01                     | 16 140   | 78 191                         | 51 233                    | 15 259                | 8 639     | 1 575       | 1 485              |
| Montgomery County .....       | 04                     | 40 443   | 299 867                        | 92 835                    | 70 550                | 131 892   | 1 556       | 3 034              |
| Nevada County .....           | 04                     | 51 979   | 346 254                        | 119 190                   | 109 805               | 107 596   | 1 878       | 7 785              |
| Newton County .....           | 03                     | 10 254   | 112 192                        | 26 245                    | 47 366                | 35 966    | 427         | 2 189              |
| Ouachita County .....         | 04                     | 9 245  | 46 151                         | 26 474                    | 10 534                | 6 038     | 661         | 2 445              |
| Perry County .....            | 02                     | 9 955  | 54 701                         | 24 750                    | 15 384                | 11 445    | 768         | 2 354              |
| Phillips County .....         | 01                     | 8 608  | 45 156                         | 22 250                    | 7 486                 | 12 356    | 476         | 2 589              |
| Pike County .....             | 04                     | 28 790   | 186 108                        | 83 979                    | 41 314                | 35 467    | 17 930      | 7 419              |
| Poinsett County .....         | 01                     | 10 209   | 52 954                         | 29 239                    | 11 429                | 8 617     | 1 392       | 2 277              |
| Polk County .....             | 03                     | 26 445   | 237 608                        | 63 670                    | 85 656                | 80 670    | 3 304       | 4 307              |
| Pope County .....             | 03                     | 11 303   | 51 955                         | 27 522                    | 12 641                | 7 439     | 1 152       | 3 201              |
| Prairie County .....          | 01                     | 25 614   | 213 779                        | 61 907                    | 102 266               | 43 802    | 1 726       | 4 077              |
| Pulaski County .....          | 02                     | 20 229   | 102 578                        | 58 214                    | 25 151                | 13 262    | 1 061       | 4 891              |
| Randolph County .....         | 01                     | 54 469   | 238 709                        | 123 860                   | 47 652                | 49 545    | 3 200       | 14 452             |
| St. Francis County .....      | 01                     | 9 539  | 114 435                        | 22 871                    | 46 503                | 40 416    | 2 135       | 2 510              |
| Saline County .....           | 02                     | 361 474  | 3 204 714                      | 974 447                   | 423 765               | 1 021 326 | 204 101     | 581 075            |
| Scott County .....            | 03                     | 18 195   | 102 610                        | 47 095                    | 35 735                | 17 412    | 506         | 1 861              |
| Searcy County .....           | 01                     | 29 329   | 283 930                        | 63 275                    | 70 813                | 40 422    | 90 016      | 19 404             |
|                               | 02                     | 83 529   | 208 975                        | 134 840                   | 46 807                | 19 520    | 1 899       | 5 910              |
|                               | 03                     | 10 996   | 56 467                         | 30 871                    | 11 260                | 9 276     | 1 409       | 3 651              |
|                               | 01                     | 8 261  | 54 419                         | 26 400                    | 10 355                | 15 108    | 274         | 2 282              |

See footnotes at end of table.

Table 15. Federal Government Expenditure, by State and County Area: Fiscal Year 2001—Con.

[Thousand dollars]

| State and county area       | Congressional district | United States resident population <sup>1</sup> | Federal government expenditure |                           |                       |            |             |                    |  |
|-----------------------------|------------------------|--|--------------------------------|---------------------------|-----------------------|------------|-------------|--------------------|--|
|                             |                        |  | Total                          | Retirement and Disability | Other Direct Payments | Grants     | Procurement | Salaries and Wages |  |
| Arkansas—Con.               |                        |  |                                |                           |                       |            |             |                    |  |
| Sebastian County .....      | 03                     | 115 071  | 515 403                        | 271 612                   | 114 068               | 50 934     | 18 195      | 60 595             |  |
| Sevier County .....         | 04                     | 15 757   | 71 047                         | 33 781                    | 18 376                | 13 338     | 1 002       | 4 550              |  |
| Sharp County .....          | 01                     | 17 119   | 110 547                        | 66 557                    | 24 889                | 14 392     | 945         | 3 765              |  |
| Stone County .....          | 01                     | 11 499   | 68 479                         | 36 392                    | 14 095                | 15 117     | 394         | 2 481              |  |
| Union County .....          | 04                     | 45 629   | 250 650                        | 126 149                   | 63 426                | 48 654     | 2 887       | 9 534              |  |
| Van Buren County .....      | 02                     | 16 192   | 91 554                         | 56 779                    | 19 960                | 11 465     | 694         | 2 656              |  |
| Washington County .....     | 03                     | 157 715  | 596 262                        | 289 413                   | 107 889               | 107 399    | 29 291      | 62 270             |  |
| White County .....          | 02                     | 67 165   | 327 792                        | 163 549                   | 82 076                | 68 974     | 2 507       | 10 687             |  |
| Woodruff County .....       | 01                     | 8 741  | 22 063                         | 22 290                    | 53 798                | 23 532     | 646         | 1 798              |  |
| Yell County .....           | 02                     | 21 139   | 108 760                        | 57 754                    | 24 262                | 16 692     | 3 290       | 6 761              |  |
| State undistributed.....    |                        |  | 820 278                        | 3 166                     | 724 630               | 92 482     | —           | —                  |  |
| California .....            |                        | 33 871 648                                     | 188 516 866                    | 58 306 003                | 43 607 614            | 39 797 059 | 28 948 628  | 17 857 562         |  |
| Alameda County .....        | 09 10 13               | 1 443 741                                      | 9 123 631                      | 2 392 838                 | 1 624 898             | 2 100 186  | 2 229 182   | 776 527            |  |
| Alpine County .....         | 04                     | 1 208  | 7 105                          | 4 163                     | 1 093                 | 1 284      | 199         | 367                |  |
| Amador County .....         | 04                     | 35 100   | 169 666                        | 99 125                    | 43 025                | 20 468     | 2 120       | 4 928              |  |
| Butte County .....          | 02 03                  | 203 171  | 1 094 014                      | 523 101                   | 331 397               | 186 421    | 25 200      | 27 895             |  |
| Calaveras County .....      | 04                     | 40 554   | 202 280                        | 119 910                   | 47 881                | 25 669     | 2 847       | 5 973              |  |
| Colusa County .....         | 03                     | 18 804   | 163 089                        | 33 138                    | 106 017               | 17 488     | 3 585       | 2 861              |  |
| Contra Costa County.....    | 07 10                  | 948 816  | 3 916 828                      | 1 744 518                 | 960 363               | 584 771    | 307 407     | 319 769            |  |
| Del Norte County .....      | 01                     | 27 507   | 132 515                        | 65 443                    | 31 830                | 25 599     | 2 857       | 6 786              |  |
| El Dorado County .....      | 04                     | 156 299  | 615 487                        | 332 496                   | 147 557               | 70 334     | 29 687      | 35 413             |  |
| Fresno County .....         | 18 19 20               | 799 407  | 3 652 104                      | 1 301 477                 | 925 111               | 847 287    | 133 123     | 445 107            |  |
| Glenn County .....          | 03                     | 26 453   | 176 275                        | 52 252                    | 81 558                | 26 874     | 3 128       | 12 463             |  |
| Humboldt County .....       | 01                     | 126 518  | 714 156                        | 291 398                   | 158 974               | 169 696    | 45 831      | 48 257             |  |
| Imperial County .....       | 52                     | 142 361  | 674 428                        | 225 806                   | 154 893               | 187 580    | 18 896      | 87 253             |  |
| Inyo County .....           | 40                     | 17 945   | 76 629                         | 51 623                    | 25 322                | 30 523     | 155 039     | 14 123             |  |
| Kern County .....           | 20 21                  | 661 645  | 3 740 934                      | 1 177 581                 | 926 254               | 603 628    | 391 606     | 641 866            |  |
| Kings County .....          | 20                     | 129 461  | 699 563                        | 180 347                   | 126 618               | 111 399    | 99 472      | 181 727            |  |
| Lake County .....           | 01                     | 58 309   | 387 077                        | 187 686                   | 110 898               | 76 987     | 3 640       | 7 856              |  |
| Lassen County .....         | 02                     | 33 828   | 164 661                        | 64 277                    | 27 253                | 24 772     | 20 858      | 27 502             |  |
| Los Angeles County .....    | 2                      | 9 519 338                                      | 48 957 524                     | 13 169 621                | 11 193 672            | 10 986 763 | 10 532 882  | 3 074 586          |  |
| Madera County .....         | 18 19                  | 123 109  | 469 448                        | 213 366                   | 128 936               | 109 210    | 4 143       | 13 792             |  |
| Marin County .....          | 06                     | 247 289  | 1 031 680                      | 523 814                   | 269 110               | 131 264    | 48 051      | 59 441             |  |
| Mariposa County .....       | 19                     | 17 130   | 105 750                        | 47 468                    | 19 384                | 9 706      | 6 576       | 22 616             |  |
| Mendocino County.....       | 01                     | 86 265   | 488 728                        | 202 419                   | 109 355               | 142 008    | 17 974      | 16 971             |  |
| Merced County .....         | 18                     | 210 554  | 843 706                        | 361 113                   | 198 497               | 228 493    | 26 275      | 29 327             |  |
| Modoc County .....          | 02                     | 9 449  | 72 898                         | 24 971                    | 15 191                | 18 023     | 2 470       | 12 242             |  |
| Mono County .....           | 04                     | 12 853   | 45 830                         | 12 985                    | 4 639                 | 11 279     | 4 455       | 12 473             |  |
| Monterey County .....       | 17                     | 401 762  | 1 894 641                      | 738 694                   | 341 399               | 314 059    | 143 327     | 357 163            |  |
| Napa County .....           | 01                     | 124 279  | 602 123                        | 307 992                   | 179 090               | 91 867     | 6 369       | 16 805             |  |
| Nevada County .....         | 02                     | 92 033   | 527 390                        | 243 032                   | 93 128                | 106 821    | 65 150      | 19 260             |  |
| Orange County .....         | 2                      | 2 846 289                                      | 10 905 917                     | 4 154 987                 | 2 546 824             | 1 278 139  | 2 221 419   | 704 548            |  |
| Placer County .....         | 04                     | 248 399  | 995 080                        | 625 804                   | 189 679               | 116 569    | 22 390      | 40 639             |  |
| Plumas County .....         | 02                     | 20 824   | 136 572                        | 60 801                    | 28 943                | 22 478     | 9 599       | 14 751             |  |
| Riverside County .....      | 43 44 48               | 1 545 387                                      | 6 009 699                      | 3 030 208                 | 1 612 985             | 841 399    | 189 128     | 335 979            |  |
| Sacramento County.....      | 03 04 05 11            | 1 223 499                                      | 13 835 704                     | 3 073 616                 | 1 414 477             | 7 496 294  | 1 316 293   | 535 025            |  |
| San Benito County.....      | 17                     | 53 234   | 145 004                        | 62 283                    | 31 896                | 26 662     | 17 106      | 7 057              |  |
| San Bernardino County ..... | 40 41 42               | 1 709 434                                      | 6 958 348                      | 2 680 777                 | 1 448 114             | 1 187 805  | 739 251     | 902 401            |  |
| San Diego County .....      | 2                      | 2 813 333                                      | 19 825 206                     | 5 887 665                 | 2 913 093             | 2 779 794  | 3 529 007   | 4 715 647          |  |
| San Francisco City/Co. .... | 08 12                  | 776 733  | 6 459 489                      | 1 486 328                 | 1 292 810             | 1 910 165  | 696 138     | 1 074 049          |  |
| San Joaquin County .....    | 11 18                  | 563 598  | 2 439 408                      | 1 055 761                 | 532 596               | 593 051    | 94 743      | 163 257            |  |
| San Luis Obispo County..... | 22                     | 246 681  | 994 331                        | 539 161                   | 252 544               | 139 429    | 22 641      | 40 556             |  |
| San Mateo County .....      | 12 14                  | 707 161  | 3 051 999                      | 1 282 921                 | 657 469               | 483 335    | 346 837     | 281 436            |  |
| Santa Barbara County .....  | 22 23                  | 399 347  | 2 385 331                      | 808 597                   | 391 887               | 349 231    | 564 568     | 271 048            |  |
| Santa Clara County .....    | 13 14 15 16            | 1 682 585                                      | 9 495 678                      | 2 345 471                 | 1 437 750             | 1 477 513  | 3 554 711   | 680 233            |  |
| Santa Cruz County .....     | 15 17                  | 255 602  | 928 662                        | 380 777                   | 265 370               | 221 901    | 27 602      | 33 011             |  |
| Shasta County .....         | 02                     | 163 256  | 958 784                        | 481 098                   | 211 229               | 174 655    | 27 564      | 64 237             |  |
| Sierra County .....         | 02                     | 3 555  | 22 352                         | 9 075                     | 5 546                 | 4 050      | 679         | 3 002              |  |
| Siskiyou County .....       | 02                     | 44 301   | 307 622                        | 139 245                   | 65 383                | 56 113     | 17 127      | 29 754             |  |
| Solano County .....         | 01 03 07               | 394 542  | 2 174 682                      | 914 909                   | 287 345               | 222 603    | 319 509     | 430 316            |  |
| Sonoma County .....         | 01 06                  | 458 614  | 1 881 021                      | 920 088                   | 471 129               | 299 548    | 57 741      | 132 514            |  |
| Stanislaus County .....     | 18                     | 446 997  | 1 775 274                      | 805 836                   | 428 008               | 397 546    | 73 311      | 70 574             |  |
| Sutter County .....         | 03                     | 78 930   | 407 027                        | 180 650                   | 132 479               | 66 354     | 17 707      | 9 838              |  |
| Tehama County .....         | 03                     | 56 039   | 294 052                        | 135 564                   | 66 509                | 63 077     | 16 509      | 12 392             |  |
| Trinity County .....        | 02                     | 13 022   | 94 707                         | 41 611                    | 16 032                | 25 103     | 4 164       | 7 798              |  |
| Tulare County .....         | 19 20 21               | 368 021  | 1 459 602                      | 550 314                   | 360 665               | 457 510    | 34 957      | 56 156             |  |
| Tuolumne County .....       | 04                     | 54 501   | 279 988                        | 158 441                   | 64 439                | 30 178     | 6 799       | 20 130             |  |
| Ventura County .....        | 23 24                  | 753 197  | 3 662 961                      | 1 309 219                 | 668 858               | 439 535    | 602 044     | 643 305            |  |
| Yolo County .....           | 03                     | 168 660  | 998 098                        | 260 712                   | 192 326               | 315 910    | 78 696      | 150 453            |  |
| Yuba County .....           | 02                     | 60 219   | 496 013                        | 145 853                   | 98 956                | 98 498     | 6 593       | 146 112            |  |
| State undistributed.....    |                        |  | 8 188 099                      | 85 579                    | 7 138 932             | 962 144    | 1 444       | —                  |  |
| Colorado .....              |                        | 4 301 261                                      | 24 344 658                     | 7 855 813                 | 4 238 021             | 3 915 616  | 4 467 585   | 3 867 622          |  |
| Adams County .....          | 01 02 04               | 363 857  | 1 271 388                      | 502 812                   | 265 173               | 171 063    | 159 395     | 172 945            |  |
| Alamosa County .....        | 03                     | 14 966   | 75 428                         | 23 917                    | 15 989                | 26 454     | 1 598       | 7 470              |  |
| Arapahoe County .....       | 01 04 05 06            | 487 967  | 1 923 257                      | 912 234                   | 252 728               | 117 976    | 447 409     | 192 910            |  |
| Archuleta County .....      | 03                     | 9 898  | 38 166                         | 22 579                    | 4 778                 | 7 935      | 680         | 2 194              |  |
| Baca County .....           | 04                     | 4 517  | 57 628                         | 12 364                    | 37 156                | 5 939      | 408         | 1 762              |  |
| Bent County .....           | 04                     | 5 998  | 51 658                         | 19 543                    | 10 102                | 6 904      | 3 899       | 11 210             |  |
| Boulder County .....        | 02                     | 291 288  | 1 569 408                      | 423 410                   | 172 634               | 398 775    | 381 603     | 192 987            |  |
| Chaffee County .....        | 03                     | 16 242   | 73 349                         | 44 389                    | 11 804                | 9 874      | 2 173       | 5 109              |  |
| Cheyenne County .....       | 04                     | 2 231  | 33 599                         | 4 300                     | 24 328                | 3 780      | 368         | 823                |  |
| Clear Creek County.....     | 02                     | 9 322  | 21 468                         | 12 456                    | 3 620                 | 2 446      | 1 219       | 1 726              |  |
| Conejos County .....        | 03                     | 8 400  | 51 031                         | 17 304                    | 8 147                 | 23 109     | 437         | 2 033              |  |
| Costilla County .....       | 03                     | 3 663  | 30 288                         | 12 357                    | 4 807                 | 11 926     | 375         | 824                |  |
| Crowley County .....        | 04                     | 5 518  | 23 452                         | 9 702                     | 6 920                 | 5 688      | 244         | 898                |  |
| Custer County .....         | 03                     | 3 503  | 15 707                         | 10 929                    | 1 851                 | 1 684      | 402         | 841                |  |
| Delta County .....          | 03                     | 27 834   | 146 896                        | 80 240                    | 31 425                | 23 445     | 1 770       | 10 016             |  |

See footnotes at end of table.

Table 15. Federal Government Expenditure, by State and County Area: Fiscal Year 2001—Con.

[Thousand dollars]

| State and county area        | Congressional district | United States resident population <sup>1</sup> | Federal government expenditure |                           |                       |            |             |                    |  |
|------------------------------|------------------------|--|--------------------------------|---------------------------|-----------------------|------------|-------------|--------------------|--|
|                              |                        |  | Total                          | Retirement and Disability | Other Direct Payments | Grants     | Procurement | Salaries and Wages |  |
| Colorado—Con.                |                        |  |                                |                           |                       |            |             |                    |  |
| Denver City and County ..... | 01                     | 554 636  | 5 379 105                      | 1 188 618                 | 812 101               | 1 493 543  | 963 843     | 921 001            |  |
| Dolores County .....         | 03                     | 1 844  | 11 561                         | 5 096                     | 3 267                 | 2 318      | 343         | 537                |  |
| Douglas County .....         | 03 05                  | 175 766  | 184 294                        | 133 912                   | 19 179                | 9 329      | 10 772      | 11 102             |  |
| Eagle County .....           | 03                     | 41 659   | 50 656                         | 22 201                    | 6 988                 | 11 254     | 2 538       | 7 676              |  |
| Elbert County .....          | 04                     | 19 872   | 44 070                         | 26 110                    | 9 915                 | 5 549      | 598         | 1 897              |  |
| El Paso County .....         | 05                     | 516 929  | 4 337 105                      | 1 307 639                 | 311 430               | 231 047    | 1 155 779   | 1 331 210          |  |
| Fremont County .....         | 03 05                  | 46 145   | 234 961                        | 113 984                   | 35 596                | 32 220     | 2 321       | 50 839             |  |
| Garfield County .....        | 03                     | 43 791   | 129 231                        | 64 303                    | 25 050                | 21 815     | 3 640       | 14 423             |  |
| Gilpin County .....          | 02                     | 4 757  | 6 825                          | 4 246                     | 910                   | 1 241      | 91          | 337                |  |
| Grand County .....           | 03                     | 12 442   | 33 016                         | 17 154                    | 6 223                 | 2 393      | 2 368       | 4 878              |  |
| Gunnison County .....        | 03                     | 13 956   | 90 459                         | 15 144                    | 6 419                 | 9 803      | 52 787      | 6 306              |  |
| Hinsdale County .....        | 03                     | 790  | 2 522                          | 1 388                     | 340                   | 396        | 201         | 196                |  |
| Huerfano County .....        | 03                     | 7 862  | 53 046                         | 22 507                    | 12 459                | 16 779     | 244         | 1 057              |  |
| Jackson County .....         | 03                     | 1 577  | 7 516                          | 3 228                     | 885                   | 1 855      | 276         | 1 272              |  |
| Jefferson County .....       | 01 02 03 06            | 527 056  | 2 790 014                      | 766 888                   | 283 428               | 164 563    | 1 035 983   | 539 152            |  |
| Kiowa County .....           | 04                     | 1 622  | 39 036                         | 3 906                     | 29 269                | 4 756      | 334         | 771                |  |
| Kit Carson County .....      | 04                     | 8 011  | 86 896                         | 15 617                    | 57 738                | 10 742     | 503         | 2 296              |  |
| Lake County .....            | 03                     | 7 812  | 20 020                         | 9 120                     | 4 789                 | 3 127      | 462         | 2 523              |  |
| La Plata County .....        | 03                     | 43 941   | 155 144                        | 69 592                    | 33 381                | 26 628     | 7 604       | 17 939             |  |
| Larimer County .....         | 04                     | 251 494  | 906 419                        | 396 707                   | 156 856               | 175 141    | 57 485      | 120 230            |  |
| Las Animas County .....      | 04                     | 15 207   | 103 260                        | 44 710                    | 22 888                | 30 820     | 1 271       | 3 571              |  |
| Lincoln County .....         | 04                     | 6 087  | 42 116                         | 11 127                    | 22 188                | 6 719      | 440         | 1 642              |  |
| Logan County .....           | 04                     | 20 504   | 108 394                        | 42 260                    | 44 477                | 12 572     | 5 132       | 3 952              |  |
| Mesa County .....            | 03                     | 116 255  | 613 263                        | 293 798                   | 110 813               | 72 636     | 78 472      | 57 544             |  |
| Mineral County .....         | 03                     | 831  | 5 851                          | 1 855                     | 298                   | 3 391      | 46          | 261                |  |
| Moffat County .....          | 03                     | 13 184   | 52 323                         | 21 474                    | 14 999                | 8 061      | 1 434       | 6 354              |  |
| Montezuma County .....       | 03                     | 23 830   | 118 908                        | 52 727                    | 23 565                | 24 207     | 4 830       | 13 578             |  |
| Montrose County .....        | 03                     | 33 432   | 158 595                        | 82 568                    | 29 834                | 26 738     | 4 783       | 14 671             |  |
| Morgan County .....          | 04                     | 27 171   | 128 231                        | 45 049                    | 46 238                | 22 466     | 7 739       | 6 740              |  |
| Otero County .....           | 04                     | 20 311   | 138 090                        | 58 678                    | 34 967                | 37 321     | 1 197       | 5 927              |  |
| Ouray County .....           | 03                     | 3 742  | 10 377                         | 6 631                     | 1 720                 | 632        | 833         | 561                |  |
| Park County .....            | 03                     | 14 523   | 32 864                         | 22 633                    | 3 094                 | 2 945      | 1 914       | 2 278              |  |
| Phillips County .....        | 04                     | 4 480  | 50 859                         | 11 454                    | 32 776                | 4 926      | 335         | 1 368              |  |
| Pitkin County .....          | 03                     | 14 872   | 27 470                         | 13 206                    | 3 224                 | 5 289      | 972         | 4 780              |  |
| Prowers County .....         | 04                     | 14 483   | 90 735                         | 26 102                    | 34 918                | 27 025     | 457         | 2 232              |  |
| Pueblo County .....          | 03                     | 141 472  | 822 542                        | 396 485                   | 173 603               | 184 160    | 30 099      | 38 194             |  |
| Rio Blanco County .....      | 03                     | 5 986  | 29 081                         | 10 667                    | 6 372                 | 8 080      | 803         | 3 160              |  |
| Rio Grande County .....      | 03                     | 12 413   | 63 095                         | 26 536                    | 14 871                | 14 833     | 1 707       | 5 150              |  |
| Routt County .....           | 03                     | 19 690   | 46 915                         | 19 166                    | 7 542                 | 6 863      | 7 774       | 5 570              |  |
| Saguache County .....        | 03                     | 5 917  | 31 314                         | 10 399                    | 8 969                 | 9 215      | 774         | 1 957              |  |
| San Juan County .....        | 03                     | 558  | 2 476                          | 1 006                     | 231                   | 876        | 194         | 168                |  |
| San Miguel County .....      | 03                     | 6 594  | 15 951                         | 4 540                     | 1 341                 | 7 726      | 512         | 1 833              |  |
| Sedgwick County .....        | 04                     | 2 747  | 36 100                         | 8 119                     | 18 910                | 7 872      | 219         | 985                |  |
| Summit County .....          | 03                     | 23 548   | 30 240                         | 19 532                    | 2 789                 | 4 063      | 935         | 2 921              |  |
| Teller County .....          | 05                     | 20 555   | 60 480                         | 43 582                    | 6 175                 | 6 078      | 2 076       | 2 569              |  |
| Washington County .....      | 04                     | 4 926  | 64 937                         | 11 176                    | 37 958                | 13 187     | 369         | 2 246              |  |
| Weld County .....            | 04                     | 180 936  | 568 724                        | 249 792                   | 156 240               | 115 441    | 11 693      | 35 557             |  |
| Yuma County .....            | 04                     | 9 841  | 95 181                         | 19 607                    | 61 440                | 11 240     | 431         | 2 464              |  |
| State undistributed .....    |                        |  | 851 667                        | 5 037                     | 647 897               | 198 734    | —           | —                  |  |
| Connecticut .....            |                        | 3 405 565                                      | 22 741 764                     | 7 228 064                 | 5 040 684             | 4 363 837  | 4 733 858   | 1 375 321          |  |
| Fairfield County .....       | 03 04 05 06            | 882 567  | 5 288 618                      | 1 705 937                 | 1 054 958             | 761 886    | 1 523 695   | 242 143            |  |
| Hartford County .....        | 01 06                  | 857 183  | 6 428 149                      | 1 931 634                 | 1 220 370             | 1 741 490  | 1 157 573   | 377 082            |  |
| Litchfield County .....      | 06                     | 182 193  | 741 604                        | 386 513                   | 196 762               | 89 033     | 40 494      | 28 802             |  |
| Middlesex County .....       | 01 02 03               | 155 071  | 614 113                        | 317 745                   | 148 325               | 98 639     | 25 337      | 24 067             |  |
| New Haven County .....       | 03 05 06               | 824 008  | 4 686 320                      | 1 818 383                 | 1 210 664             | 1 126 313  | 197 692     | 333 268            |  |
| New London County .....      | 02                     | 259 088  | 3 185 483                      | 614 412                   | 281 123               | 195 784    | 1 761 199   | 332 965            |  |
| Tolland County .....         | 01 02 06               | 136 364  | 450 911                        | 216 633                   | 107 601               | 88 500     | 17 728      | 20 450             |  |
| Windham County .....         | 02                     | 109 091  | 483 256                        | 223 317                   | 137 029               | 96 226     | 10 140      | 16 545             |  |
| State undistributed .....    |                        |  | 863 309                        | 13 491                    | 683 852               | 165 966    | —           | —                  |  |
| Delaware .....               |                        | 783 600  | 4 245 638                      | 1 795 524                 | 982 906               | 891 525    | 147 946     | 427 737            |  |
| Kent County .....            | 00                     | 126 697  | 935 822                        | 330 243                   | 121 484               | 228 891    | 55 314      | 199 890            |  |
| New Castle County .....      | 00                     | 500 265  | 2 263 436                      | 985 492                   | 484 630               | 509 171    | 85 714      | 198 429            |  |
| Sussex County .....          | 00                     | 156 638  | 833 640                        | 477 023                   | 193 672               | 126 608    | 6 918       | 29 419             |  |
| State undistributed .....    |                        |  | 2 739                          | 2 766                     | 215 118               | 26 855     | —           | —                  |  |
| District Of Columbia .....   |                        | 572 059  | 30 940 658                     | 1 834 560                 | 2 176 612             | 4 020 260  | 10 262 726  | 12 646 499         |  |
| Florida .....                |                        | 15 982 378                                     | 99 998 376                     | 42 718 042                | 26 340 488            | 13 665 898 | 8 859 262   | 8 414 686          |  |
| Alachua County .....         | 03 05                  | 217 955  | 1 307 647                      | 423 691                   | 238 141               | 443 935    | 41 050      | 160 829            |  |
| Baker County .....           | 02 03 06               | 22 259   | 83 478                         | 48 357                    | 19 457                | 11 851     | 1 061       | 2 752              |  |
| Bay County .....             | 01 02                  | 148 217  | 1 460 520                      | 502 087                   | 424 538               | 87 761     | 157 467     | 288 687            |  |
| Bradford County .....        | 06                     | 26 088   | 116 885                        | 57 933                    | 27 772                | 21 290     | 831         | 9 059              |  |
| Brevard County .....         | 15                     | 476 230  | 4 566 862                      | 1 769 228                 | 581 954               | 189 560    | 1 639 146   | 386 973            |  |
| Broward County .....         | 19 20 22 23            | 1 623 018                                      | 7 322 487                      | 3 446 140                 | 2 609 784             | 608 650    | 229 654     | 428 258            |  |
| Calhoun County .....         | 02                     | 13 017   | 64 929                         | 29 668                    | 16 312                | 17 365     | 378         | 1 206              |  |
| Charlotte County .....       | 13 14                  | 141 627  | 884 710                        | 576 393                   | 260 405               | 27 330     | 4 638       | 15 945             |  |
| Citrus County .....          | 05                     | 118 085  | 757 186                        | 494 149                   | 203 174               | 29 206     | 18 369      | 12 288             |  |
| Clay County .....            | 03 06                  | 140 814  | 560 953                        | 418 783                   | 85 812                | 27 992     | 7 240       | 21 126             |  |
| Collier County .....         | 14                     | 251 377  | 1 080 527                      | 700 572                   | 257 455               | 66 087     | 20 009      | 36 404             |  |
| Columbia County .....        | 02 03                  | 56 513   | 320 452                        | 154 704                   | 59 951                | 51 317     | 8 019       | 46 461             |  |
| Miami-Dade County .....      | 2                      | 2 253 362                                      | 12 518 613                     | 3 776 418                 | 4 021 438             | 3 241 255  | 369 499     | 1 110 004          |  |
| De Soto County .....         | 12                     | 32 209   | 236 931                        | 69 697                    | 47 989                | 25 588     | 90 737      | 2 920              |  |
| Dixie County .....           | 05                     | 13 207   | 67 993                         | 41 257                    | 15 159                | 10 191     | 272         | 1 114              |  |
| Duval County .....           | 03 04 06               | 778 879  | 5 408 705                      | 1 811 051                 | 910 960               | 659 199    | 602 999     | 1 424 495          |  |
| Escambia County .....        | 01                     | 294 410  | 2 360 817                      | 998 436                   | 337 878               | 251 565    | 149 896     | 623 042            |  |
| Flagler County .....         | 03 04                  | 49 832   | 300 456                        | 224 767                   | 52 874                | 10 470     | 5 376       | 6 969              |  |
| Franklin County .....        | 02                     | 11 057   | 68 671                         | 29 144                    | 17 020                | 19 968     | 1 083       | 1 455              |  |
| Gadsden County .....         | 02                     | 45 087   | 237 584                        | 99 427                    | 59 840                | 68 484     | 2 814       | 7 019              |  |
| Gilchrist County .....       | 05                     | 14 437   | 57 711                         | 36 917                    | 12 072                | 6 964      | 366         | 1 392              |  |
| Glades County .....          | 16                     | 10 576   | 27 943                         | 16 361                    | 7 816                 | 2 663      | 563         | 540                |  |
| Gulf County .....            | 02                     | 13 332   | 79 087                         | 43 009                    | 21 515                | 13 107     | 617         | 839                |  |
| Hamilton County .....        | 02                     | 13 327   | 87 175                         | 30 031                    | 13 412                | 41 684     | 427         | 1 621              |  |
| Hardee County .....          | 12                     | 26 938   | 101 743                        | 46 075                    | 28 199                | 23 575     | 786         | 3 108              |  |

See footnotes at end of table.

**Table 15. Federal Government Expenditure, by State and County Area: Fiscal Year 2001—Con.**

[Thousand dollars]

| State and county area      | Congressional district | United States resident population <sup>1</sup> | Federal government expenditure |                           |                       |           |             |                    |  |  |
|----------------------------|------------------------|--|--------------------------------|---------------------------|-----------------------|-----------|-------------|--------------------|--|--|
|                            |                        |  | Total                          | Retirement and Disability | Other Direct Payments | Grants    | Procurement | Salaries and Wages |  |  |
| Florida—Con.               |                        |  |                                |                           |                       |           |             |                    |  |  |
| Hendry County .....        | 16 23                  | 36 210   | 135 818                        | 54 251                    | 43 167                | 28 887    | 5 014       | 4 499              |  |  |
| Hernando County .....      | 05                     | 130 802  | 925 121                        | 587 796                   | 267 605               | 44 391    | 7 122       | 18 208             |  |  |
| Highlands County .....     | 12 16                  | 87 366   | 571 282                        | 339 834                   | 167 365               | 40 279    | 8 605       | 15 199             |  |  |
| Hillsborough County .....  | 09 11 12 13            | 998 948  | 5 346 632                      | 2 228 779                 | 1 080 716             | 757 752   | 519 062     | 760 324            |  |  |
| Holmes County .....        | 01                     | 18 564   | 117 616                        | 55 781                    | 28 019                | 25 910    | 4 947       | 2 959              |  |  |
| Indian River County .....  | 15                     | 112 947  | 730 117                        | 443 367                   | 217 160               | 32 788    | 16 007      | 20 795             |  |  |
| Jackson County .....       | 02                     | 46 755   | 307 595                        | 122 676                   | 75 565                | 80 187    | 4 062       | 25 104             |  |  |
| Jefferson County .....     | 02                     | 12 902   | 78 192                         | 30 990                    | 16 934                | 26 731    | 1 670       | 1 867              |  |  |
| Lafayette County .....     | 02                     | 7 022  | 28 555                         | 11 000                    | 5 706                 | 9 665     | 1 414       | 770                |  |  |
| Lake County .....          | 03 06                  | 210 528  | 1 388 101                      | 905 200                   | 326 909               | 74 519    | 53 105      | 28 368             |  |  |
| Lee County .....           | 14                     | 440 888  | 2 334 138                      | 1 432 212                 | 626 661               | 135 024   | 31 589      | 108 652            |  |  |
| Leon County .....          | 02                     | 239 452  | 3 588 857                      | 490 272                   | 281 295               | 2 677 447 | 45 994      | 93 849             |  |  |
| Levy County .....          | 03 05                  | 34 450   | 172 690                        | 101 855                   | 40 855                | 24 078    | 970         | 4 932              |  |  |
| Liberty County .....       | 02                     | 7 021  | 28 543                         | 13 127                    | 5 996                 | 7 000     | 714         | 1 705              |  |  |
| Madison County .....       | 02                     | 18 733   | 117 577                        | 46 707                    | 24 023                | 43 791    | 566         | 2 490              |  |  |
| Manatee County .....       | 13                     | 264 002  | 1 922 059                      | 776 718                   | 357 835               | 96 491    | 26 655      | 64 359             |  |  |
| Marion County .....        | 03 05 06               | 258 916  | 1 495 577                      | 950 967                   | 353 764               | 125 152   | 28 559      | 37 135             |  |  |
| Martin County .....        | 18 23                  | 126 731  | 740 379                        | 472 646                   | 208 405               | 36 134    | 7 000       | 16 194             |  |  |
| Monroe County .....        | 20                     | 79 589   | 460 332                        | 188 829                   | 93 381                | 44 576    | 44 043      | 89 503             |  |  |
| Nassau County .....        | 04                     | 57 663   | 287 385                        | 152 443                   | 43 339                | 25 487    | 3 611       | 62 505             |  |  |
| Okaloosa County .....      | 01                     | 170 498  | 2 219 270                      | 730 175                   | 138 608               | 85 189    | 492 544     | 772 755            |  |  |
| Okeechobee County .....    | 16 23                  | 35 910   | 192 115                        | 96 927                    | 62 891                | 23 274    | 5 427       | 3 596              |  |  |
| Orange County .....        | 03 07 08               | 896 344  | 5 230 944                      | 1 744 627                 | 843 376               | 471 818   | 1 747 754   | 423 369            |  |  |
| Osceola County .....       | 08 15                  | 172 493  | 555 717                        | 332 238                   | 155 334               | 44 210    | 6 205       | 17 729             |  |  |
| Palm Beach County .....    | 16 19 22 23            | 1 131 184                                      | 7 332 454                      | 3 270 066                 | 1 922 457             | 543 630   | 1 278 530   | 317 722            |  |  |
| Pasco County .....         | 05 09 12               | 344 765  | 1 882 415                      | 1 039 597                 | 664 085               | 118 560   | 15 936      | 44 237             |  |  |
| Pinellas County .....      | 09 10                  | 921 482  | 6 326 787                      | 3 086 044                 | 1 731 022             | 424 982   | 711 281     | 373 459            |  |  |
| Polk County .....          | 12 15                  | 483 924  | 2 234 598                      | 1 307 777                 | 538 741               | 276 070   | 30 839      | 81 169             |  |  |
| Putnam County .....        | 03 06                  | 70 423   | 386 714                        | 208 421                   | 102 688               | 64 991    | 2 601       | 8 012              |  |  |
| St. John County .....      | 03 04                  | 123 135  | 621 064                        | 352 680                   | 122 522               | 76 439    | 43 132      | 26 292             |  |  |
| St. Lucie County .....     | 16 23                  | 192 695  | 1 104 683                      | 672 861                   | 296 754               | 95 563    | 8 713       | 30 792             |  |  |
| Santa Rosa County .....    | 01                     | 117 743  | 638 649                        | 375 704                   | 87 088                | 49 693    | 55 724      | 70 439             |  |  |
| Sarasota County .....      | 13                     | 325 957  | 2 291 067                      | 1 424 765                 | 654 279               | 95 711    | 63 859      | 52 453             |  |  |
| Seminole County .....      | 03 07                  | 365 196  | 1 235 556                      | 741 839                   | 265 985               | 105 761   | 32 787      | 89 185             |  |  |
| Sumter County .....        | 05                     | 53 345   | 274 886                        | 143 528                   | 58 114                | 22 874    | 7 770       | 42 656             |  |  |
| Suwannee County .....      | 02                     | 34 844   | 193 591                        | 107 556                   | 44 784                | 32 507    | 1 782       | 6 962              |  |  |
| Taylor County .....        | 02                     | 19 256   | 111 238                        | 48 259                    | 26 148                | 20 398    | 14 320      | 2 114              |  |  |
| Union County .....         | 06                     | 13 442   | 39 100                         | 19 936                    | 8 380                 | 9 202     | 403         | 1 179              |  |  |
| Volusia County .....       | 03 04 07               | 443 343  | 2 575 804                      | 1 451 311                 | 655 489               | 215 456   | 172 298     | 81 251             |  |  |
| Wakulla County .....       | 02                     | 22 863   | 73 388                         | 40 447                    | 15 563                | 12 718    | 1 362       | 3 699              |  |  |
| Walton County .....        | 01                     | 40 601   | 198 195                        | 111 666                   | 39 639                | 36 858    | 1 303       | 8 729              |  |  |
| Washington County .....    | 02                     | 20 973   | 133 095                        | 58 553                    | 30 996                | 39 932    | 685         | 2 930              |  |  |
| State undistributed .....  |                        |  | 3 890 415                      | 103 321                   | 3 279 919             | 507 175   | -           | -                  |  |  |
| Georgia .....              |                        | 8 186 453                                      | 47 320 410                     | 15 577 617                | 9 500 376             | 7 929 193 | 7 382 232   | 6 930 992          |  |  |
| Appling County .....       | 01                     | 17 419   | 84 515                         | 34 011                    | 24 324                | 22 965    | 605         | 2 610              |  |  |
| Atkinson County .....      | 08                     | 7 609  | 42 540                         | 15 192                    | 13 075                | 12 351    | 938         | 983                |  |  |
| Bacon County .....         | 01                     | 10 103   | 53 067                         | 21 815                    | 16 782                | 12 827    | 274         | 1 369              |  |  |
| Baker County .....         | 02                     | 4 074  | 26 355                         | 6 494                     | 11 577                | 7 855     | 91          | 337                |  |  |
| Baldwin County .....       | 03 11                  | 44 700   | 178 119                        | 89 688                    | 47 724                | 34 617    | 1 024       | 5 066              |  |  |
| Banks County .....         | 10                     | 14 422   | 54 925                         | 21 405                    | 8 606                 | 23 833    | 213         | 868                |  |  |
| Barrow County .....        | 10                     | 46 144   | 171 058                        | 78 978                    | 33 935                | 41 629    | 2 355       | 14 160             |  |  |
| Bartow County .....        | 07                     | 76 019   | 241 754                        | 139 443                   | 47 924                | 31 559    | 12 863      | 9 964              |  |  |
| Ben Hill County .....      | 08                     | 17 484   | 94 971                         | 41 925                    | 26 554                | 23 966    | 637         | 1 890              |  |  |
| Berrien County .....       | 08                     | 16 235   | 85 798                         | 38 831                    | 28 328                | 16 395    | 493         | 1 751              |  |  |
| Bibb County .....          | 02 08                  | 153 887  | 1 012 944                      | 449 644                   | 244 155               | 175 667   | 43 482      | 99 996             |  |  |
| Bleckley County .....      | 08                     | 11 666   | 71 049                         | 36 502                    | 20 383                | 12 608    | 357         | 1 197              |  |  |
| Brantley County .....      | 01                     | 14 629   | 59 107                         | 33 222                    | 13 232                | 10 737    | 396         | 1 520              |  |  |
| Brooks County .....        | 02                     | 16 450   | 87 711                         | 33 519                    | 29 319                | 22 528    | 727         | 1 618              |  |  |
| Bryan County .....         | 01                     | 23 417   | 659 746                        | 50 981                    | 15 618                | 11 753    | 61 618      | 519 775            |  |  |
| Bulloch County .....       | 01                     | 55 983   | 207 409                        | 83 639                    | 64 140                | 48 725    | 2 564       | 8 341              |  |  |
| Burke County .....         | 11                     | 22 243   | 118 136                        | 46 301                    | 31 217                | 35 998    | 1 139       | 3 482              |  |  |
| Butts County .....         | 11                     | 19 522   | 82 844                         | 44 568                    | 17 979                | 16 594    | 594         | 3 110              |  |  |
| Calhoun County .....       | 02                     | 6 320  | 46 789                         | 15 908                    | 15 922                | 13 158    | 646         | 1 155              |  |  |
| Camden County .....        | 01                     | 43 664   | 446 951                        | 74 587                    | 19 109                | 52 699    | 60 263      | 240 293            |  |  |
| Candler County .....       | 01                     | 9 577  | 52 988                         | 20 331                    | 16 984                | 14 138    | 266         | 1 268              |  |  |
| Carroll County .....       | 07                     | 87 268   | 332 655                        | 177 720                   | 86 927                | 51 652    | 3 364       | 12 993             |  |  |
| Catoosa County .....       | 09                     | 53 282   | 142 434                        | 81 433                    | 32 790                | 22 661    | 1 610       | 3 939              |  |  |
| Charlton County .....      | 01                     | 10 282   | 46 294                         | 22 596                    | 11 100                | 9 556     | 879         | 2 162              |  |  |
| Chatham County .....       | 01 11                  | 232 048  | 1 574 623                      | 562 098                   | 293 313               | 222 605   | 223 745     | 272 861            |  |  |
| Chattahoochee County ..... | 02                     | 14 882   | 151 621                        | 8 144                     | 2 431                 | 3 599     | 137 167     | 281                |  |  |
| Chattooga County .....     | 07                     | 25 470   | 114 919                        | 59 672                    | 28 728                | 23 023    | 1 204       | 2 292              |  |  |
| Cherokee County .....      | 06 09                  | 141 903  | 286 475                        | 179 785                   | 54 418                | 32 724    | 4 278       | 15 270             |  |  |
| Clarke County .....        | 10                     | 101 489  | 536 909                        | 158 000                   | 88 112                | 176 706   | 23 272      | 90 818             |  |  |
| Clay County .....          | 02                     | 3 357  | 32 809                         | 8 703                     | 6 740                 | 8 058     | 7 616       | 1 692              |  |  |
| Clayton County .....       | 03 05                  | 236 517  | 736 955                        | 366 771                   | 168 803               | 90 696    | 50 304      | 60 381             |  |  |
| Clinch County .....        | 08                     | 6 878  | 42 136                         | 14 614                    | 10 683                | 9 927     | 5 958       | 954                |  |  |
| Cobb County .....          | 05 06 07               | 607 751  | 6 253 826                      | 861 176                   | 299 823               | 129 192   | 4 771 288   | 192 347            |  |  |
| Coffee County .....        | 08                     | 37 413   | 156 357                        | 68 369                    | 43 589                | 35 603    | 1 298       | 7 497              |  |  |
| Colquitt County .....      | 02 08                  | 42 053   | 217 233                        | 90 181                    | 62 942                | 57 588    | 1 197       | 5 325              |  |  |
| Columbia County .....      | 10                     | 89 288   | 626 188                        | 151 611                   | 33 732                | 23 209    | 97 063      | 320 574            |  |  |
| Cook County .....          | 08                     | 15 771   | 80 363                         | 35 266                    | 20 300                | 22 741    | 427         | 1 629              |  |  |
| Coweta County .....        | 03                     | 89 215   | 292 619                        | 156 251                   | 68 678                | 51 882    | 3 980       | 11 827             |  |  |
| Crawford County .....      | 02 03                  | 12 495   | 33 301                         | 17 872                    | 7 936                 | 6 708     | 168         | 618                |  |  |
| Crisp County .....         | 02 08                  | 21 996   | 126 509                        | 47 528                    | 38 356                | 34 799    | 700         | 5 126              |  |  |
| Dade County .....          | 09                     | 15 154   | 70 847                         | 32 411                    | 13 717                | 23 006    | 366         | 1 347              |  |  |
| Dawson County .....        | 09                     | 15 999   | 47 380                         | 27 114                    | 9 767                 | 7 871     | 633         | 1 995              |  |  |
| Decatur County .....       | 02                     | 28 240   | 140 589                        | 59 569                    | 39 982                | 35 342    | 1 948       | 3 748              |  |  |
| De Kalb County .....       | 04 05 06 11            | 665 865  | 2 374 771                      | 743 785                   | 507 135               | 307 251   | 76 621      | 739 979            |  |  |
| Dodge County .....         | 08                     | 19 171   | 106 911                        | 45 933                    | 29 670                | 28 047    | 1 044       | 2 218              |  |  |

See footnotes at end of table.

**Table 15. Federal Government Expenditure, by State and County Area: Fiscal Year 2001—Con.**

[Thousand dollars]

| State and county area   | Congressional district | United States resident population <sup>1</sup> | Federal government expenditure |                           |                       |           |             |                    |  |
|-------------------------|------------------------|--|--------------------------------|---------------------------|-----------------------|-----------|-------------|--------------------|--|
|                         |                        |  | Total                          | Retirement and Disability | Other Direct Payments | Grants    | Procurement | Salaries and Wages |  |
| Georgia—Con.            |                        |  |                                |                           |                       |           |             |                    |  |
| Dooly County .....      | 02 08                  | 11 525   | 87 380                         | 25 381                    | 32 830                | 26 440    | 466         | 2 263              |  |
| Dougherty County .....  | 02 08                  | 96 065   | 709 734                        | 248 225                   | 121 591               | 128 016   | 72 446      | 139 457            |  |
| Douglas County .....    | 07                     | 92 174   | 246 418                        | 146 861                   | 61 324                | 25 652    | 2 720       | 9 861              |  |
| Early County .....      | 02                     | 12 354   | 83 149                         | 26 835                    | 26 980                | 26 286    | 962         | 2 087              |  |
| Echols County .....     | 08                     | 3 754  | 8 525                          | 3 850                     | 1 877                 | 2 656     | 30          | 112                |  |
| Effingham County .....  | 01 11                  | 37 535   | 106 142                        | 62 236                    | 23 946                | 15 293    | 884         | 3 783              |  |
| Elbert County .....     | 10                     | 20 511   | 117 721                        | 54 028                    | 27 593                | 24 877    | 3 309       | 7 914              |  |
| Emanuel County .....    | 01                     | 21 837   | 135 989                        | 53 438                    | 33 987                | 41 192    | 1 593       | 5 779              |  |
| Evans County .....      | 01                     | 10 495   | 51 882                         | 23 849                    | 12 860                | 12 199    | 408         | 2 566              |  |
| Fannin County .....     | 09                     | 19 798   | 111 145                        | 64 209                    | 25 905                | 17 026    | 1 003       | 3 002              |  |
| Fayette County .....    | 03                     | 91 263   | 250 647                        | 186 162                   | 37 783                | 8 853     | 2 826       | 15 023             |  |
| Floyd County .....      | 07                     | 90 565   | 396 090                        | 211 380                   | 98 982                | 68 472    | 3 603       | 13 653             |  |
| Forsyth County .....    | 09                     | 98 407   | 163 660                        | 103 901                   | 31 339                | 16 183    | 2 954       | 9 282              |  |
| Franklin County .....   | 10                     | 20 285   | 115 708                        | 54 638                    | 25 996                | 31 459    | 747         | 2 868              |  |
| Fulton County .....     | 04 05 06               | 816 006  | 7 415 500                      | 1 710 292                 | 1 064 733             | 2 381 107 | 928 850     | 1 330 519          |  |
| Gilmer County .....     | 09                     | 23 456   | 88 198                         | 55 637                    | 22 497                | 5 870     | 671         | 3 524              |  |
| Glascocock County ..... | 11                     | 2 556  | 15 550                         | 6 898                     | 4 012                 | 3 926     | 152         | 561                |  |
| Glynn County .....      | 01                     | 67 568   | 492 421                        | 187 151                   | 89 303                | 57 361    | 67 735      | 90 871             |  |
| Gordon County .....     | 09                     | 44 104   | 149 417                        | 85 471                    | 37 597                | 18 809    | 1 426       | 6 113              |  |
| Grady County .....      | 02                     | 23 659   | 107 359                        | 50 896                    | 27 392                | 26 538    | 539         | 1 995              |  |
| Greene County .....     | 11                     | 14 406   | 78 611                         | 38 938                    | 15 221                | 20 718    | 648         | 3 086              |  |
| Gwinnett County .....   | 04 06 10               | 588 448  | 1 120 903                      | 537 875                   | 165 712               | 78 651    | 147 289     | 191 376            |  |
| Habersham County .....  | 09                     | 35 902   | 140 705                        | 78 324                    | 32 099                | 18 086    | 5 986       | 6 210              |  |
| Hall County .....       | 09                     | 139 277  | 492 606                        | 236 639                   | 96 938                | 114 068   | 17 104      | 27 857             |  |
| Hancock County .....    | 11                     | 10 076   | 62 690                         | 26 733                    | 15 672                | 19 206    | 238         | 842                |  |
| Haralson County .....   | 07                     | 25 690   | 105 044                        | 58 776                    | 25 243                | 17 256    | 793         | 2 976              |  |
| Harris County .....     | 03                     | 23 695   | 84 020                         | 54 141                    | 12 277                | 14 367    | 518         | 2 716              |  |
| Hart County .....       | 10                     | 22 997   | 107 003                        | 47 614                    | 22 507                | 20 485    | 11 899      | 4 499              |  |
| Heard County .....      | 07                     | 11 012   | 45 319                         | 17 709                    | 8 657                 | 12 528    | 5 598       | 827                |  |
| Henry County .....      | 03 11                  | 119 341  | 371 567                        | 207 260                   | 55 392                | 21 177    | 6 078       | 81 661             |  |
| Houston County .....    | 02 08                  | 110 765  | 1 462 692                      | 356 565                   | 76 334                | 54 836    | 203 089     | 771 867            |  |
| Irwin County .....      | 08                     | 9 931  | 51 059                         | 18 234                    | 17 003                | 12 970    | 1 011       | 1 841              |  |
| Jackson County .....    | 10                     | 41 589   | 162 249                        | 83 443                    | 33 622                | 28 432    | 10 617      | 6 135              |  |
| Jasper County .....     | 11                     | 11 426   | 41 086                         | 21 926                    | 8 436                 | 9 092     | 320         | 1 312              |  |
| Jeff Davis County ..... | 08                     | 12 684   | 62 694                         | 29 661                    | 17 269                | 13 765    | 427         | 1 572              |  |
| Jefferson County .....  | 11                     | 17 266   | 113 956                        | 44 827                    | 30 162                | 36 469    | 488         | 2 012              |  |
| Jenkins County .....    | 11                     | 8 575  | 53 063                         | 18 529                    | 15 470                | 17 645    | 341         | 1 077              |  |
| Johnson County .....    | 08                     | 8 560  | 55 185                         | 21 664                    | 14 295                | 14 139    | 300         | 4 787              |  |
| Jones County .....      | 03 08                  | 23 639   | 67 859                         | 34 746                    | 16 139                | 13 691    | 1 640       | 1 643              |  |
| Lamar County .....      | 03                     | 15 912   | 67 112                         | 35 215                    | 17 495                | 11 386    | 609         | 2 406              |  |
| Lanier County .....     | 08                     | 7 241  | 35 307                         | 13 134                    | 9 566                 | 11 554    | 272         | 781                |  |
| Laurens County .....    | 08                     | 44 874   | 288 430                        | 116 067                   | 54 625                | 59 173    | 14 583      | 43 982             |  |
| Lee County .....        | 02 08                  | 24 757   | 62 608                         | 32 660                    | 16 604                | 11 293    | 440         | 1 612              |  |
| Liberty County .....    | 01                     | 61 610   | 256 769                        | 105 663                   | 26 615                | 36 204    | 22 799      | 65 487             |  |
| Lincoln County .....    | 10                     | 8 348  | 45 898                         | 21 333                    | 10 460                | 12 878    | 229         | 998                |  |
| Long County .....       | 01                     | 10 304   | 27 678                         | 13 743                    | 4 507                 | 8 687     | 180         | 561                |  |
| Lowndes County .....    | 02 08                  | 92 115   | 594 810                        | 195 912                   | 88 278                | 87 734    | 73 478      | 149 408            |  |
| Lumpkin County .....    | 09                     | 21 016   | 70 496                         | 34 364                    | 12 645                | 11 440    | 1 196       | 10 851             |  |
| McDuffie County .....   | 10                     | 21 231   | 115 144                        | 51 236                    | 23 684                | 35 241    | 797         | 4 186              |  |
| McIntosh County .....   | 01                     | 10 847   | 52 231                         | 27 156                    | 12 356                | 11 090    | 342         | 1 288              |  |
| Macon County .....      | 02                     | 14 074   | 82 668                         | 27 496                    | 26 408                | 25 786    | 1 219       | 1 759              |  |
| Madison County .....    | 10                     | 25 730   | 99 771                         | 54 484                    | 21 990                | 19 300    | 854         | 3 144              |  |
| Marion County .....     | 02                     | 7 144  | 31 148                         | 12 183                    | 6 111                 | 11 415    | 122         | 1 317              |  |
| Meriwether County ..... | 02 03                  | 22 534   | 104 271                        | 50 311                    | 22 578                | 27 870    | 718         | 2 793              |  |
| Miller County .....     | 02                     | 6 383  | 45 683                         | 14 451                    | 18 870                | 10 795    | 475         | 1 092              |  |
| Mitchell County .....   | 02                     | 23 932   | 246 267                        | 46 268                    | 156 454               | 39 522    | 561         | 3 462              |  |
| Monroe County .....     | 03                     | 21 757   | 73 774                         | 38 000                    | 17 598                | 12 637    | 809         | 4 731              |  |
| Montgomery County ..... | 01                     | 8 270  | 41 418                         | 17 246                    | 10 820                | 11 905    | 290         | 1 158              |  |
| Morgan County .....     | 10                     | 15 457   | 70 912                         | 32 227                    | 15 567                | 20 314    | 579         | 2 224              |  |
| Murray County .....     | 09                     | 36 506   | 97 127                         | 54 331                    | 20 619                | 12 127    | 5 185       | 4 864              |  |
| Muscogee County .....   | 02 03                  | 186 291  | 1 689 367                      | 552 133                   | 189 715               | 169 696   | 11 371      | 766 453            |  |
| Newton County .....     | 10                     | 62 001   | 213 205                        | 121 829                   | 49 743                | 30 199    | 2 291       | 9 144              |  |
| Oconee County .....     | 10                     | 26 225   | 70 101                         | 41 375                    | 13 217                | 6 761     | 3 785       | 4 964              |  |
| Oglethorpe County ..... | 10                     | 12 635   | 38 736                         | 17 919                    | 8 630                 | 11 044    | 244         | 898                |  |
| Paulding County .....   | 07                     | 81 678   | 130 522                        | 78 577                    | 26 557                | 18 544    | 1 504       | 5 340              |  |
| Peach County .....      | 02 03                  | 23 668   | 151 949                        | 68 765                    | 32 453                | 43 418    | 1 519       | 5 794              |  |
| Pickens County .....    | 09                     | 22 983   | 82 096                         | 50 807                    | 16 943                | 10 588    | 798         | 2 960              |  |
| Pierce County .....     | 01                     | 15 636   | 79 302                         | 42 171                    | 19 830                | 14 006    | 1 128       | 2 167              |  |
| Pike County .....       | 03                     | 13 688   | 56 830                         | 29 836                    | 10 580                | 8 120     | 644         | 7 651              |  |
| Polk County .....       | 07                     | 38 127   | 195 785                        | 101 056                   | 44 126                | 33 397    | 10 419      | 6 788              |  |
| Pulaski County .....    | 08                     | 9 588  | 60 629                         | 25 197                    | 19 158                | 14 669    | 396         | 1 209              |  |
| Putnam County .....     | 11                     | 18 812   | 79 001                         | 46 413                    | 16 900                | 11 865    | 596         | 3 226              |  |
| Quitman County .....    | 02                     | 2 598  | 18 442                         | 8 748                     | 3 990                 | 5 061     | 137         | 505                |  |
| Rabun County .....      | 09                     | 15 050   | 76 606                         | 40 091                    | 18 611                | 13 739    | 1 144       | 3 021              |  |
| Randolph County .....   | 02                     | 7 791  | 57 727                         | 18 305                    | 16 054                | 21 071    | 1 204       | 1 093              |  |
| Richmond County .....   | 10 11                  | 199 775  | 1 309 378                      | 614 379                   | 222 183               | 228 682   | 41 261      | 202 873            |  |
| Rockdale County .....   | 04                     | 70 111   | 181 885                        | 119 955                   | 40 084                | 12 319    | 1 914       | 7 613              |  |
| Schley County .....     | 02                     | 3 766  | 22 971                         | 7 512                     | 4 966                 | 9 405     | 645         | 443                |  |
| Screven County .....    | 11                     | 15 374   | 86 649                         | 34 468                    | 24 211                | 25 233    | 578         | 2 159              |  |
| Seminole County .....   | 02                     | 9 369  | 60 180                         | 26 103                    | 18 121                | 14 671    | 274         | 1 011              |  |
| Spalding County .....   | 03                     | 58 417   | 254 602                        | 128 734                   | 66 735                | 49 070    | 2 359       | 7 703              |  |
| Stephens County .....   | 09                     | 25 435   | 135 261                        | 73 196                    | 33 811                | 22 750    | 1 307       | 4 197              |  |
| Stewart County .....    | 02                     | 5 252  | 38 307                         | 13 327                    | 10 567                | 13 628    | 168         | 618                |  |
| Sumter County .....     | 02                     | 33 200   | 175 389                        | 65 863                    | 53 469                | 43 994    | 2 043       | 10 020             |  |
| Talbot County .....     | 02                     | 6 498  | 36 577                         | 20 429                    | 6 134                 | 8 872     | 244         | 898                |  |
| Taliaferro County ..... | 11                     | 2 077  | 15 504                         | 5 423                     | 3 557                 | 5 953     | 122         | 449                |  |
| Tattall County .....    | 01                     | 22 305   | 104 977                        | 50 555                    | 25 291                | 26 408    | 655         | 2 069              |  |
| Taylor County .....     | 02                     | 8 815  | 54 309                         | 24 888                    | 12 003                | 15 847    | 335         | 1 235              |  |
| Telfair County .....    | 08                     | 11 794   | 83 474                         | 36 527                    | 21 362                | 23 086    | 826         | 1 673              |  |
| Terrell County .....    | 02                     | 10 970   | 74 969                         | 24 497                    | 23 398                | 22 625    | 773         | 3 677              |  |

See footnotes at end of table.

Table 15. Federal Government Expenditure, by State and County Area: Fiscal Year 2001—Con.

[Thousand dollars]

| State and county area        | Congressional district | United States resident population <sup>1</sup> | Federal government expenditure |                           |                       |            |             |                    |
|------------------------------|------------------------|--|--------------------------------|---------------------------|-----------------------|------------|-------------|--------------------|
|                              |                        |  | Total                          | Retirement and Disability | Other Direct Payments | Grants     | Procurement | Salaries and Wages |
| <b>Georgia—Con.</b>          |                        |  |                                |                           |                       |            |             |                    |
| Thomas County .....          | 02                     | 42 737   | 231 043                        | 109 118                   | 57 031                | 53 442     | 1 614       | 9 839              |
| Tift County .....            | 08                     | 38 407   | 199 837                        | 78 452                    | 45 502                | 63 286     | 1 419       | 11 178             |
| Toombs County .....          | 01                     | 26 067   | 133 876                        | 61 268                    | 34 639                | 33 250     | 895         | 3 824              |
| Towns County .....           | 09                     | 9 319  | 56 549                         | 36 033                    | 10 802                | 6 958      | 1 184       | 1 572              |
| Treutlen County .....        | 08                     | 6 854  | 34 149                         | 14 139                    | 7 613                 | 11 517     | 168         | 712                |
| Troup County .....           | 07                     | 58 779   | 269 056                        | 133 777                   | 61 974                | 56 750     | 9 020       | 7 535              |
| Turner County .....          | 08                     | 9 504  | 60 665                         | 20 852                    | 19 847                | 18 263     | 320         | 1 384              |
| Twiggs County .....          | 08 11                  | 10 590   | 46 378                         | 22 795                    | 10 652                | 11 982     | 275         | 674                |
| Union County .....           | 09                     | 17 289   | 94 621                         | 58 375                    | 19 855                | 12 128     | 934         | 3 329              |
| Upton County .....           | 03                     | 27 597   | 129 700                        | 65 653                    | 33 515                | 25 329     | 1 066       | 4 137              |
| Walker County .....          | 09                     | 61 053   | 280 230                        | 156 534                   | 77 843                | 36 972     | 2 039       | 6 843              |
| Walton County .....          | 10                     | 60 687   | 206 998                        | 114 997                   | 47 127                | 35 036     | 2 143       | 7 694              |
| Ware County .....            | 01                     | 35 483   | 231 681                        | 109 618                   | 53 843                | 57 104     | 2 181       | 8 935              |
| Warren County .....          | 11                     | 6 336  | 41 976                         | 14 887                    | 10 277                | 15 455     | 290         | 1 067              |
| Washington County .....      | 11                     | 21 176   | 105 313                        | 42 053                    | 30 299                | 30 077     | 564         | 2 320              |
| Wayne County .....           | 01                     | 26 565   | 156 563                        | 60 126                    | 34 882                | 26 689     | 16 351      | 18 516             |
| Webster County .....         | 02                     | 2 390  | 15 489                         | 4 253                     | 6 166                 | 4 377      | 122         | 571                |
| Wheeler County .....         | 08                     | 6 179  | 32 247                         | 11 830                    | 8 592                 | 11 017     | 191         | 618                |
| White County .....           | 09                     | 19 944   | 78 653                         | 48 648                    | 15 264                | 11 364     | 738         | 2 639              |
| Whitfield County .....       | 09                     | 83 525   | 301 301                        | 153 247                   | 80 829                | 49 273     | 7 076       | 10 876             |
| Wilcox County .....          | 08                     | 8 577  | 55 726                         | 20 991                    | 17 324                | 15 821     | 335         | 1 255              |
| Wilkes County .....          | 10 11                  | 10 687   | 65 172                         | 29 195                    | 17 874                | 15 615     | 427         | 2 061              |
| Wilkinson County .....       | 11                     | 10 220   | 54 909                         | 28 418                    | 12 947                | 11 595     | 602         | 1 347              |
| Worth County .....           | 08                     | 21 967   | 105 563                        | 39 285                    | 38 480                | 25 370     | 473         | 1 955              |
| State undistributed .....    |                        |  | 2 254 016                      | 11 986                    | 1 907 419             | 334 610    | —           | —                  |
| <b>Hawaii</b>                |                        |  |                                |                           |                       |            |             |                    |
| Hawaii County .....          | 02                     | 1 211 537                                      | 9 722 242                      | 2 798 105                 | 1 418 602             | 1 513 654  | 1 466 901   | 2 524 979          |
| Honolulu City and Count..... | 01 02                  | 148 677  | 730 693                        | 333 131                   | 157 368               | 175 677    | 16 562      | 47 955             |
| Kauai County .....           | 02                     | 876 156  | 7 775 634                      | 2 132 265                 | 800 494               | 1 107 914  | 1 310 557   | 2 424 904          |
| Maui County .....            | 02                     | 58 463   | 326 841                        | 114 332                   | 63 207                | 45 597     | 79 146      | 24 559             |
| Kalawao County .....         | 02                     | 128 094  | 474 590                        | 212 376                   | 98 808                | 74 736     | 61 110      | 27 561             |
| State undistributed .....    |                        | 147  | 677                            | —                         | 650                   | —          | 27          | —                  |
| <b>Idaho</b>                 |                        |  |                                |                           |                       |            |             |                    |
| Ada County .....             | 01 02                  | 1 293 953                                      | 7 528 906                      | 2 608 706                 | 1 464 575             | 1 505 394  | 1 197 061   | 753 170            |
| Adams County .....           | 01                     | 300 904  | 1 630 367                      | 549 430                   | 180 304               | 493 769    | 149 095     | 257 769            |
| Bannock County .....         | 02                     | 3 476  | 40 651                         | 11 593                    | 5 592                 | 6 011      | 13 818      | 3 637              |
| Bear Lake County .....       | 02                     | 75 565   | 327 095                        | 153 160                   | 72 584                | 67 733     | 9 048       | 24 569             |
| Beneah County .....          | 01                     | 6 411  | 41 848                         | 15 492                    | 7 905                 | 15 996     | 428         | 2 028              |
| Bingham County .....         | 02                     | 9 171  | 59 972                         | 25 068                    | 16 511                | 14 456     | 582         | 3 354              |
| Blaine County .....          | 02                     | 41 735   | 193 590                        | 71 774                    | 46 782                | 50 934     | 12 509      | 11 590             |
| Boise County .....           | 02                     | 18 991   | 45 485                         | 23 665                    | 9 047                 | 6 308      | 1 634       | 4 831              |
| Bonner County .....          | 01                     | 6 670  | 37 568                         | 14 722                    | 3 467                 | 8 241      | 7 044       | 4 093              |
| Bonneville County .....      | 01                     | 36 835   | 162 273                        | 91 565                    | 24 287                | 32 035     | 4 219       | 10 168             |
| Boundary County .....        | 02                     | 82 522   | 1 136 346                      | 153 889                   | 70 389                | 47 795     | 817 114     | 47 160             |
| Butte County .....           | 01                     | 9 871  | 52 143                         | 24 216                    | 8 906                 | 12 975     | 1 215       | 4 831              |
| Camas County .....           | 02                     | 2 899  | 31 605                         | 6 837                     | 5 304                 | 11 105     | 183         | 8 176              |
| Canyon County .....          | 02                     | 991  | 6 043                          | 2 051                     | 1 242                 | 1 713      | 189         | 848                |
| Caribou County .....         | 01                     | 131 441  | 464 877                        | 238 062                   | 89 520                | 109 519    | 7 763       | 20 013             |
| Cassia County .....          | 02                     | 7 304  | 38 835                         | 15 091                    | 14 010                | 6 898      | 765         | 2 071              |
| Clark County .....           | 02                     | 21 416   | 101 189                        | 39 003                    | 38 576                | 14 145     | 1 739       | 7 725              |
| Clearwater County .....      | 02                     | 1 022  | 21 411                         | 1 623                     | 3 631                 | 8 443      | 6 079       | 1 634              |
| Custer County .....          | 01                     | 8 930  | 62 708                         | 25 723                    | 9 423                 | 14 439     | 2 342       | 10 781             |
| Elmore County .....          | 02                     | 4 342  | 23 643                         | 10 142                    | 3 825                 | 3 942      | 920         | 4 814              |
| Franklin County .....        | 02                     | 29 130   | 314 407                        | 61 543                    | 15 015                | 18 923     | 51 531      | 167 394            |
| Fremont County .....         | 02                     | 11 329   | 40 177                         | 20 309                    | 10 844                | 5 830      | 579         | 2 614              |
| Gem County .....             | 01                     | 11 819   | 56 279                         | 23 448                    | 18 636                | 7 676      | 2 049       | 4 469              |
| Gooding County .....         | 01                     | 15 181   | 66 187                         | 36 597                    | 12 157                | 10 980     | 1 902       | 4 551              |
| Idaho County .....           | 02                     | 14 155   | 63 469                         | 32 294                    | 13 920                | 13 547     | 505         | 3 202              |
| Jefferson County .....       | 01                     | 15 511   | 115 181                        | 40 116                    | 24 098                | 21 199     | 14 216      | 15 553             |
| Jerome County .....          | 02                     | 19 155   | 71 814                         | 31 183                    | 21 878                | 13 405     | 2 618       | 2 730              |
| Kootenai County .....        | 02                     | 18 342   | 78 625                         | 33 112                    | 19 636                | 22 311     | 731         | 2 835              |
| Latah County .....           | 01                     | 108 685  | 467 633                        | 259 130                   | 77 686                | 74 299     | 22 928      | 33 591             |
| Lemhi County .....           | 01                     | 34 935   | 179 524                        | 57 350                    | 42 766                | 59 247     | 8 273       | 11 888             |
| Lewis County .....           | 02                     | 7 806  | 58 636                         | 23 442                    | 10 199                | 10 643     | 4 158       | 10 195             |
| Lincoln County .....         | 01                     | 3 747  | 48 415                         | 17 208                    | 16 336                | 12 805     | 550         | 1 515              |
| Madison County .....         | 02                     | 4 044  | 18 806                         | 7 122                     | 6 019                 | 1 630      | 737         | 3 299              |
| Minidoka County .....        | 02                     | 27 467   | 75 578                         | 25 807                    | 25 650                | 11 029     | 10 055      | 3 037              |
| Nez Perce County .....       | 02                     | 20 174   | 88 639                         | 38 127                    | 27 369                | 11 991     | 7 280       | 3 873              |
| Oneida County .....          | 01                     | 37 410   | 235 028                        | 100 908                   | 59 648                | 57 929     | 6 264       | 10 279             |
| Owyhee County .....          | 02                     | 4 125  | 34 667                         | 9 197                     | 10 143                | 14 288     | 183         | 855                |
| Payette County .....         | 01                     | 10 644   | 41 746                         | 17 464                    | 11 247                | 9 400      | 1 179       | 2 456              |
| Power County .....           | 01                     | 20 578   | 85 937                         | 42 060                    | 19 894                | 20 199     | 1 967       | 1 817              |
| Shoshone County .....        | 02                     | 7 538  | 51 978                         | 11 163                    | 25 297                | 10 586     | 3 591       | 1 341              |
| Teton County .....           | 01                     | 13 771   | 91 282                         | 44 691                    | 20 617                | 13 483     | 8 859       | 3 632              |
| Twin Falls County .....      | 02                     | 5 999  | 23 491                         | 7 659                     | 6 618                 | 7 736      | 253         | 1 226              |
| Valley County .....          | 02                     | 64 284   | 287 848                        | 136 850                   | 68 337                | 57 550     | 6 986       | 18 125             |
| Washington County .....      | 01                     | 7 651  | 54 483                         | 28 451                    | 7 446                 | 6 162      | 2 084       | 10 340             |
| State undistributed .....    |                        | 9 977  | 52 867                         | 28 143                    | 11 635                | 9 932      | 898         | 2 260              |
| <b>Illinois</b>              |                        |  |                                |                           |                       |            |             |                    |
| Adams County .....           | 17 20                  | 12 419 293                                     | 65 035 608                     | 23 675 049                | 19 090 013            | 11 883 412 | 4 135 242   | 6 251 892          |
| Alexander County .....       | 12                     | 68 277   | 350 579                        | 161 569                   | 98 382                | 54 886     | 16 940      | 18 801             |
| Bond County .....            | 20                     | 9 590  | 80 387                         | 28 252                    | 20 782                | 28 947     | 409         | 1 997              |
| Boone County .....           | 16                     | 17 633   | 96 574                         | 36 216                    | 32 664                | 10 175     | 893         | 16 626             |
| Brown County .....           | 20                     | 41 786   | 122 970                        | 66 944                    | 38 428                | 11 264     | 1 712       | 4 621              |
| Bureau County .....          | 17                     | 6 950  | 32 048                         | 11 701                    | 15 383                | 2 821      | 352         | 1 791              |
| Calhoun County .....         | 20                     | 35 503   | 197 404                        | 85 926                    | 89 375                | 9 669      | 3 385       | 9 048              |
| Carroll County .....         | 17                     | 5 084  | 35 556                         | 12 610                    | 12 269                | 3 882      | 5 319       | 1 476              |
| Cass County .....            | 18                     | 16 674   | 117 591                        | 49 156                    | 41 424                | 7 712      | 15 371      | 3 928              |
| Champaign County .....       | 15                     | 13 695   | 76 951                         | 32 849                    | 31 956                | 7 119      | 732         | 4 295              |
| Champaign County .....       | 15                     | 179 669  | 930 710                        | 275 448                   | 185 003               | 340 999    | 52 749      | 76 511             |

See footnotes at end of table.

**Table 15. Federal Government Expenditure, by State and County Area: Fiscal Year 2001—Con.**

[Thousand dollars]

| State and county area    | Congressional district | United States resident population <sup>1</sup> | Federal government expenditure |                           |                       |           |             |                    |  |  |
|--------------------------|------------------------|--|--------------------------------|---------------------------|-----------------------|-----------|-------------|--------------------|--|--|
|                          |                        |  | Total                          | Retirement and Disability | Other Direct Payments | Grants    | Procurement | Salaries and Wages |  |  |
| Illinois—Con.            |                        |  |                                |                           |                       |           |             |                    |  |  |
| Christian County .....   | 19 20                  | 35 372   | 199 250                        | 89 722                    | 87 607                | 15 296    | 1 539       | 5 087              |  |  |
| Clark County .....       | 19                     | 17 008   | 94 680                         | 42 119                    | 38 978                | 9 636     | 867         | 3 079              |  |  |
| Clay County .....        | 19                     | 14 560   | 91 330                         | 36 239                    | 35 621                | 15 760    | 686         | 3 024              |  |  |
| Clinton County .....     | 20                     | 35 535   | 152 159                        | 76 403                    | 50 469                | 13 173    | 7 108       | 5 006              |  |  |
| Coles County .....       | 19                     | 53 196   | 226 231                        | 99 124                    | 80 435                | 34 460    | 2 340       | 9 871              |  |  |
| Cook County .....        | <sup>2</sup>           | 5 376 741                                      | 27 878 879                     | 9 678 424                 | 7 286 297             | 6 139 968 | 2 048 565   | 2 725 626          |  |  |
| Crawford County .....    | 19                     | 20 452   | 102 635                        | 51 833                    | 37 866                | 8 941     | 823         | 3 171              |  |  |
| Cumberland County .....  | 19                     | 11 253   | 55 382                         | 23 018                    | 24 253                | 5 859     | 596         | 1 656              |  |  |
| De Kalb County .....     | 14                     | 88 969   | 296 149                        | 131 262                   | 118 180               | 31 122    | 3 105       | 12 480             |  |  |
| De Witt County .....     | 15                     | 16 798   | 93 154                         | 41 851                    | 38 517                | 8 815     | 793         | 3 178              |  |  |
| Douglas County .....     | 15                     | 19 922   | 92 913                         | 38 058                    | 41 561                | 9 050     | 951         | 3 293              |  |  |
| Du Page County .....     | 06 13 14               | 904 161  | 2 645 656                      | 1 390 856                 | 629 000               | 120 275   | 178 321     | 327 203            |  |  |
| Edgar County .....       | 15                     | 19 704   | 121 066                        | 49 609                    | 55 199                | 10 683    | 1 355       | 4 220              |  |  |
| Edwards County .....     | 19                     | 6 971  | 37 262                         | 16 517                    | 15 575                | 3 385     | 381         | 1 404              |  |  |
| Effingham County .....   | 19                     | 34 264   | 160 325                        | 70 424                    | 49 936                | 27 133    | 2 570       | 10 262             |  |  |
| Fayette County .....     | 20                     | 21 802   | 109 477                        | 48 768                    | 44 573                | 11 469    | 989         | 3 680              |  |  |
| Ford County .....        | 15                     | 14 241   | 93 271                         | 38 000                    | 44 453                | 7 137     | 778         | 2 904              |  |  |
| Franklin County .....    | 19                     | 39 018   | 282 340                        | 125 263                   | 64 474                | 34 427    | 47 650      | 10 527             |  |  |
| Fulton County .....      | 17                     | 38 250   | 218 542                        | 97 162                    | 80 990                | 22 442    | 10 498      | 7 450              |  |  |
| Gallatin County .....    | 19                     | 6 445  | 64 184                         | 19 520                    | 26 381                | 8 940     | 7 939       | 1 404              |  |  |
| Greene County .....      | 20                     | 14 761   | 95 020                         | 38 789                    | 39 292                | 13 046    | 793         | 3 100              |  |  |
| Grundy County .....      | 11                     | 37 535   | 187 139                        | 73 217                    | 55 476                | 50 641    | 1 413       | 6 391              |  |  |
| Hamilton County .....    | 19                     | 8 621  | 59 499                         | 22 679                    | 26 886                | 7 260     | 728         | 1 946              |  |  |
| Hancock County .....     | 17                     | 20 121   | 138 341                        | 51 921                    | 53 959                | 26 626    | 1 204       | 4 631              |  |  |
| Hardin County .....      | 19                     | 4 800  | 28 564                         | 12 865                    | 8 223                 | 6 308     | 234         | 934                |  |  |
| Henderson County .....   | 17                     | 8 213  | 52 208                         | 18 608                    | 26 945                | 4 090     | 562         | 2 004              |  |  |
| Henry County .....       | 17                     | 51 020   | 255 527                        | 122 164                   | 96 750                | 24 102    | 3 162       | 9 349              |  |  |
| Iroquois County .....    | 15                     | 31 334   | 212 733                        | 80 545                    | 96 700                | 25 959    | 3 006       | 6 523              |  |  |
| Jackson County .....     | 12                     | 59 612   | 263 490                        | 103 091                   | 80 729                | 51 689    | 9 413       | 18 569             |  |  |
| Jasper County .....      | 19                     | 10 117   | 56 900                         | 20 799                    | 28 822                | 4 424     | 579         | 2 276              |  |  |
| Jefferson County .....   | 20                     | 40 045   | 206 086                        | 90 978                    | 65 238                | 38 404    | 1 869       | 9 597              |  |  |
| Jersey County .....      | 20                     | 21 668   | 89 819                         | 43 115                    | 33 149                | 10 243    | 686         | 2 625              |  |  |
| Jo Daviess County .....  | 16                     | 22 289   | 106 757                        | 57 910                    | 36 594                | 6 670     | 1 237       | 4 346              |  |  |
| Johnson County .....     | 19                     | 12 878   | 59 297                         | 30 949                    | 14 595                | 9 297     | 714         | 3 740              |  |  |
| Kane County .....        | 14                     | 404 119  | 1 495 816                      | 587 552                   | 308 727               | 105 727   | 344 160     | 149 650            |  |  |
| Kankakee County .....    | 11 15                  | 103 833  | 498 936                        | 227 557                   | 165 589               | 76 239    | 4 733       | 24 819             |  |  |
| Kendall County .....     | 14                     | 54 544   | 126 601                        | 63 389                    | 36 573                | 11 756    | 1 580       | 13 309             |  |  |
| Knox County .....        | 17                     | 55 836   | 308 087                        | 148 266                   | 105 361               | 40 136    | 2 860       | 11 464             |  |  |
| Lake County .....        | 08 10                  | 644 356  | 3 098 892                      | 973 150                   | 462 407               | 160 599   | 357 361     | 1 145 375          |  |  |
| La Salle County .....    | 11 14                  | 111 509  | 510 291                        | 265 503                   | 173 821               | 40 636    | 9 345       | 20 986             |  |  |
| Lawrence County .....    | 19                     | 15 452   | 97 756                         | 42 988                    | 37 110                | 13 859    | 625         | 3 175              |  |  |
| Lee County .....         | 14                     | 36 062   | 180 686                        | 78 275                    | 74 671                | 18 969    | 2 953       | 5 818              |  |  |
| Livingston County .....  | 15                     | 39 678   | 204 874                        | 79 919                    | 102 038               | 14 878    | 1 598       | 6 441              |  |  |
| Logan County .....       | 18                     | 31 183   | 164 745                        | 68 294                    | 73 504                | 14 902    | 1 404       | 6 640              |  |  |
| McDonough County .....   | 17                     | 32 913   | 151 368                        | 59 289                    | 65 543                | 17 430    | 3 093       | 6 012              |  |  |
| McHenry County .....     | 16                     | 260 077  | 593 984                        | 364 514                   | 156 699               | 26 821    | 13 437      | 32 513             |  |  |
| McLean County .....      | 15 18                  | 150 433  | 551 207                        | 225 873                   | 175 117               | 88 581    | 13 681      | 47 955             |  |  |
| Macon County .....       | 18 19                  | 114 706  | 600 056                        | 284 552                   | 160 470               | 87 412    | 44 438      | 23 183             |  |  |
| Macoupin County .....    | 20                     | 49 019   | 262 494                        | 131 970                   | 95 771                | 23 315    | 3 215       | 8 223              |  |  |
| Madison County .....     | 12 20                  | 258 941  | 1 329 294                      | 648 575                   | 327 872               | 184 934   | 127 241     | 40 672             |  |  |
| Marion County .....      | 20                     | 41 691   | 269 719                        | 123 691                   | 87 661                | 43 984    | 3 145       | 11 239             |  |  |
| Marshall County .....    | 18                     | 13 180   | 73 940                         | 30 515                    | 34 503                | 5 752     | 625         | 2 545              |  |  |
| Mason County .....       | 18                     | 16 038   | 99 972                         | 43 470                    | 44 570                | 7 840     | 870         | 3 221              |  |  |
| Massac County .....      | 19                     | 15 161   | 87 138                         | 41 115                    | 28 315                | 13 188    | 2 181       | 2 340              |  |  |
| Menard County .....      | 18                     | 12 486   | 63 341                         | 26 399                    | 28 335                | 6 174     | 488         | 1 945              |  |  |
| Mercer County .....      | 17                     | 16 957   | 90 629                         | 38 202                    | 43 227                | 5 257     | 736         | 3 207              |  |  |
| Monroe County .....      | 12                     | 27 619   | 109 487                        | 57 911                    | 32 055                | 10 036    | 5 779       | 3 706              |  |  |
| Montgomery County .....  | 20                     | 30 652   | 170 723                        | 76 592                    | 67 022                | 17 787    | 2 456       | 6 867              |  |  |
| Morgan County .....      | 18                     | 36 616   | 210 583                        | 84 760                    | 70 150                | 47 785    | 1 881       | 6 008              |  |  |
| Moultrie County .....    | 19                     | 14 287   | 79 002                         | 38 354                    | 34 172                | 3 467     | 503         | 2 507              |  |  |
| Ogle County .....        | 16 17                  | 51 032   | 193 714                        | 95 208                    | 72 861                | 9 498     | 7 777       | 8 371              |  |  |
| Peoria County .....      | 18                     | 183 433  | 1 062 558                      | 427 766                   | 261 476               | 128 503   | 106 635     | 138 178            |  |  |
| Perry County .....       | 12                     | 23 094   | 108 929                        | 58 205                    | 35 557                | 11 372    | 777         | 3 018              |  |  |
| Piatt County .....       | 15                     | 16 365   | 93 179                         | 39 907                    | 44 601                | 4 869     | 793         | 3 009              |  |  |
| Pike County .....        | 20                     | 17 384   | 112 500                        | 43 668                    | 48 548                | 15 452    | 1 020       | 3 812              |  |  |
| Pope County .....        | 19                     | 4 413  | 27 479                         | 11 239                    | 7 438                 | 4 228     | 1 415       | 3 159              |  |  |
| Pulaski County .....     | 19                     | 7 348  | 116 174                        | 20 135                    | 17 775                | 21 488    | 53 627      | 3 150              |  |  |
| Putnam County .....      | 18                     | 6 086  | 32 398                         | 14 426                    | 12 495                | 3 641     | 381         | 1 455              |  |  |
| Randolph County .....    | 12                     | 33 893   | 157 852                        | 79 850                    | 50 396                | 14 721    | 6 298       | 6 586              |  |  |
| Richland County .....    | 19                     | 16 149   | 97 473                         | 41 636                    | 36 550                | 15 114    | 854         | 3 319              |  |  |
| Rock Island County ..... | 17                     | 149 374  | 939 508                        | 383 696                   | 195 705               | 79 622    | 54 891      | 225 594            |  |  |
| St. Clair County .....   | 12                     | 256 082  | 1 977 588                      | 705 064                   | 351 595               | 292 863   | 171 823     | 456 243            |  |  |
| Saline County .....      | 19                     | 26 733   | 185 026                        | 80 756                    | 45 956                | 29 311    | 22 763      | 6 240              |  |  |
| Sangamon County .....    | 18 20                  | 188 951  | 2 735 404                      | 563 313                   | 269 194               | 1 730 387 | 41 231      | 131 278            |  |  |
| Schuyler County .....    | 20                     | 7 189  | 44 659                         | 17 085                    | 21 589                | 4 002     | 430         | 1 554              |  |  |
| Scott County .....       | 20                     | 5 537  | 36 237                         | 12 615                    | 16 746                | 5 470     | 508         | 898                |  |  |
| Shelby County .....      | 19                     | 22 893   | 131 292                        | 55 058                    | 60 461                | 9 260     | 1 472       | 5 041              |  |  |
| Stark County .....       | 18                     | 6 332  | 50 916                         | 15 683                    | 30 111                | 2 999     | 442         | 1 681              |  |  |
| Stephenson County .....  | 16                     | 48 979   | 225 561                        | 119 252                   | 71 067                | 23 759    | 2 589       | 8 893              |  |  |
| Tazewell County .....    | 18                     | 128 485  | 503 776                        | 276 423                   | 155 127               | 40 400    | 5 948       | 25 879             |  |  |
| Union County .....       | 12                     | 18 293   | 98 508                         | 46 487                    | 25 675                | 22 786    | 640         | 2 920              |  |  |
| Vermilion County .....   | 15                     | 83 919   | 521 806                        | 239 432                   | 146 528               | 55 504    | 20 781      | 59 561             |  |  |
| Wabash County .....      | 19                     | 12 937   | 67 777                         | 31 264                    | 25 038                | 9 217     | 517         | 1 740              |  |  |
| Warren County .....      | 17                     | 18 735   | 126 511                        | 42 940                    | 51 977                | 26 042    | 1 298       | 4 254              |  |  |
| Washington County .....  | 20                     | 15 148   | 92 381                         | 35 627                    | 40 382                | 12 489    | 758         | 3 126              |  |  |
| Wayne County .....       | 19                     | 17 151   | 113 618                        | 41 903                    | 46 476                | 20 687    | 924         | 3 628              |  |  |
| White County .....       | 19                     | 15 371   | 122 535                        | 48 120                    | 43 597                | 16 070    | 11 477      | 3 272              |  |  |
| Whiteside County .....   | 17                     | 60 653   | 302 960                        | 149 321                   | 103 623               | 37 586    | 2 563       | 9 868              |  |  |
| Will County .....        | 11 13                  | 502 266  | 1 226 511                      | 685 003                   | 300 198               | 149 668   | 39 133      | 52 509             |  |  |
| Williamson County .....  | 12 19                  | 61 296   | 415 803                        | 163 026                   | 73 864                | 42 945    | 80 283      | 55 686             |  |  |

See footnotes at end of table.

Table 15. Federal Government Expenditure, by State and County Area: Fiscal Year 2001—Con.

[Thousand dollars]

| State and county area     | Congressional district | United States resident population <sup>1</sup> | Federal government expenditure |                           |                       |           |             |                    |  |
|---------------------------|------------------------|--|--------------------------------|---------------------------|-----------------------|-----------|-------------|--------------------|--|
|                           |                        |  | Total                          | Retirement and Disability | Other Direct Payments | Grants    | Procurement | Salaries and Wages |  |
| Illinois—Con.             |                        |  |                                |                           |                       |           |             |                    |  |
| Winnebago County .....    | 16                     | 278 418  | 1 125 822                      | 560 216                   | 258 017               | 140 910   | 102 356     | 64 324             |  |
| Woodford County .....     | 18                     | 35 469   | 134 778                        | 61 568                    | 58 331                | 9 565     | 1 137       | 4 176              |  |
| State undistributed ..... |                        |  | 3 557 722                      | 6 013                     | 3 040 386             | 511 323   | —           | —                  |  |
| Indiana .....             |                        | 6 080 485                                      | 32 166 145                     | 12 588 871                | 8 872 529             | 5 849 589 | 2 734 309   | 2 120 846          |  |
| Adams County .....        | 04                     | 33 625   | 131 073                        | 59 447                    | 42 551                | 22 090    | 3 155       | 3 829              |  |
| Allen County .....        | 04                     | 331 849  | 1 625 696                      | 614 403                   | 281 414               | 199 995   | 391 977     | 137 906            |  |
| Bartholomew County .....  | 02 09                  | 71 435   | 318 797                        | 142 572                   | 77 815                | 67 925    | 10 285      | 20 199             |  |
| Benton County .....       | 05                     | 9 421  | 61 927                         | 21 895                    | 33 485                | 4 110     | 488         | 1 949              |  |
| Blackford County .....    | 05                     | 14 048   | 64 198                         | 34 019                    | 19 259                | 8 522     | 494         | 1 904              |  |
| Boone County .....        | 06 07                  | 46 107   | 159 637                        | 79 180                    | 56 817                | 16 261    | 1 682       | 5 697              |  |
| Brown County .....        | 09                     | 14 957   | 33 910                         | 21 718                    | 6 715                 | 4 149     | 274         | 1 053              |  |
| Carroll County .....      | 05                     | 20 165   | 85 078                         | 35 715                    | 33 196                | 11 577    | 731         | 3 859              |  |
| Cass County .....         | 05                     | 40 930   | 198 767                        | 94 506                    | 56 679                | 27 978    | 12 892      | 6 712              |  |
| Clark County .....        | 09                     | 96 472   | 535 721                        | 227 658                   | 117 188               | 86 004    | 9 071       | 95 800             |  |
| Clay County .....         | 07                     | 26 556   | 143 633                        | 70 951                    | 40 710                | 26 006    | 1 105       | 4 861              |  |
| Clinton County .....      | 06                     | 33 866   | 148 082                        | 71 027                    | 54 560                | 17 253    | 1 098       | 4 145              |  |
| Crawford County .....     | 09                     | 10 743   | 57 741                         | 26 848                    | 12 616                | 15 421    | 610         | 2 246              |  |
| Daviess County .....      | 08                     | 29 820   | 154 678                        | 70 756                    | 49 647                | 28 466    | 960         | 4 849              |  |
| Dearborn County .....     | 09                     | 46 109   | 153 834                        | 88 966                    | 36 559                | 21 601    | 1 626       | 5 082              |  |
| Decatur County .....      | 02                     | 24 555   | 111 382                        | 52 572                    | 41 021                | 13 883    | 762         | 3 143              |  |
| De Kalb County .....      | 04                     | 40 285   | 138 702                        | 71 650                    | 35 989                | 25 268    | 1 131       | 4 665              |  |
| Delaware County .....     | 02                     | 118 769  | 539 683                        | 263 297                   | 136 785               | 107 954   | 8 227       | 23 420             |  |
| Dubois County .....       | 09                     | 39 674   | 163 691                        | 74 837                    | 44 540                | 12 494    | 25 072      | 6 748              |  |
| Elkhart County .....      | 03                     | 182 791  | 536 718                        | 308 788                   | 130 590               | 70 818    | 9 110       | 17 413             |  |
| Fayette County .....      | 09                     | 25 588   | 132 638                        | 66 364                    | 38 208                | 24 073    | 762         | 3 230              |  |
| Floyd County .....        | 09                     | 70 823   | 300 800                        | 156 896                   | 73 024                | 56 237    | 4 219       | 10 423             |  |
| Fountain County .....     | 07                     | 17 954   | 104 498                        | 49 440                    | 38 190                | 12 517    | 930         | 3 420              |  |
| Franklin County .....     | 09                     | 22 151   | 74 975                         | 36 860                    | 20 916                | 14 086    | 722         | 2 391              |  |
| Fulton County .....       | 05                     | 20 511   | 93 450                         | 46 405                    | 32 756                | 10 778    | 735         | 2 777              |  |
| Gibson County .....       | 08                     | 32 500   | 184 046                        | 76 469                    | 59 720                | 41 697    | 1 405       | 4 755              |  |
| Grant County .....        | 05                     | 73 403   | 429 303                        | 195 160                   | 104 132               | 62 589    | 26 643      | 40 779             |  |
| Greene County .....       | 08                     | 33 157   | 178 188                        | 91 388                    | 41 590                | 22 040    | 17 929      | 5 241              |  |
| Hamilton County .....     | 06                     | 182 740  | 377 159                        | 232 632                   | 79 149                | 36 565    | 7 011       | 21 802             |  |
| Hancock County .....      | 06                     | 55 391   | 185 186                        | 112 506                   | 48 360                | 15 690    | 1 707       | 6 922              |  |
| Harrison County .....     | 09                     | 34 325   | 129 809                        | 73 316                    | 30 578                | 18 331    | 1 349       | 6 234              |  |
| Hendricks County .....    | 07                     | 104 093  | 275 070                        | 169 002                   | 68 043                | 21 334    | 5 792       | 10 899             |  |
| Henry County .....        | 02 06                  | 48 508   | 233 202                        | 121 649                   | 66 690                | 37 287    | 1 625       | 5 950              |  |
| Howard County .....       | 05                     | 84 964   | 394 429                        | 203 980                   | 105 935               | 60 738    | 4 903       | 18 873             |  |
| Huntington County .....   | 04                     | 38 075   | 149 525                        | 84 206                    | 42 209                | 15 926    | 1 828       | 5 356              |  |
| Jackson County .....      | 09                     | 41 335   | 180 659                        | 90 422                    | 50 991                | 30 708    | 2 204       | 6 333              |  |
| Jasper County .....       | 05                     | 30 043   | 127 858                        | 60 838                    | 50 665                | 10 169    | 1 347       | 4 839              |  |
| Jay County .....          | 02 04                  | 21 806   | 107 687                        | 50 484                    | 37 087                | 16 630    | 721         | 2 764              |  |
| Jefferson County .....    | 09                     | 31 705   | 153 498                        | 74 168                    | 39 939                | 29 384    | 4 028       | 5 978              |  |
| Jennings County .....     | 09                     | 27 554   | 103 522                        | 55 230                    | 26 299                | 18 034    | 534         | 3 425              |  |
| Johnson County .....      | 02 06                  | 115 209  | 385 425                        | 215 850                   | 88 066                | 38 668    | 25 072      | 17 769             |  |
| Knox County .....         | 08                     | 39 256   | 239 938                        | 98 906                    | 87 355                | 41 583    | 2 825       | 9 269              |  |
| Kosciusko County .....    | 03 05                  | 74 057   | 230 839                        | 133 293                   | 62 617                | 19 589    | 3 608       | 11 731             |  |
| Lagrange County .....     | 04                     | 34 909   | 82 754                         | 47 305                    | 24 307                | 6 709     | 911         | 3 523              |  |
| Lake County .....         | 01 05                  | 484 564  | 2 463 506                      | 1 085 979                 | 649 134               | 530 394   | 100 402     | 97 597             |  |
| La Porte County .....     | 03                     | 110 106  | 463 435                        | 236 060                   | 139 892               | 66 776    | 6 391       | 14 316             |  |
| Lawrence County .....     | 08                     | 45 922   | 242 323                        | 117 943                   | 54 067                | 52 482    | 8 914       | 8 917              |  |
| Madison County .....      | 02                     | 133 358  | 677 137                        | 350 030                   | 179 492               | 116 114   | 12 413      | 19 088             |  |
| Marion County .....       | 06 10                  | 860 454  | 6 624 167                      | 1 826 882                 | 1 190 760             | 1 743 013 | 1 087 355   | 776 157            |  |
| Marshall County .....     | 05                     | 45 128   | 157 767                        | 86 601                    | 44 461                | 17 070    | 3 940       | 5 695              |  |
| Martin County .....       | 08                     | 10 369   | 268 578                        | 32 234                    | 12 750                | 10 158    | 44 194      | 169 242            |  |
| Miami County .....        | 05                     | 36 082   | 199 622                        | 85 850                    | 46 986                | 17 456    | 16 566      | 32 764             |  |
| Monroe County .....       | 07 08                  | 120 563  | 541 473                        | 189 135                   | 95 566                | 217 225   | 14 374      | 25 173             |  |
| Montgomery County .....   | 07                     | 37 629   | 169 331                        | 79 062                    | 61 144                | 21 321    | 1 452       | 6 352              |  |
| Morgan County .....       | 06 07                  | 66 689   | 224 775                        | 121 106                   | 59 741                | 31 402    | 5 091       | 7 435              |  |
| Newton County .....       | 05                     | 14 566   | 65 086                         | 24 837                    | 32 898                | 4 510     | 594         | 2 247              |  |
| Noble County .....        | 04                     | 46 275   | 151 477                        | 77 091                    | 40 869                | 16 284    | 1 354       | 15 879             |  |
| Ohio County .....         | 09                     | 5 623  | 20 353                         | 10 848                    | 5 067                 | 3 368     | 229         | 842                |  |
| Orange County .....       | 08                     | 19 306   | 95 013                         | 45 188                    | 24 913                | 21 095    | 1 195       | 2 623              |  |
| Owen County .....         | 07                     | 21 786   | 72 771                         | 40 615                    | 17 512                | 11 158    | 865         | 2 621              |  |
| Parke County .....        | 07                     | 17 241   | 84 804                         | 38 868                    | 28 268                | 13 650    | 771         | 3 247              |  |
| Perry County .....        | 09                     | 18 899   | 96 059                         | 42 199                    | 20 416                | 25 410    | 3 527       | 4 506              |  |
| Pike County .....         | 08                     | 12 837   | 67 419                         | 31 665                    | 21 754                | 11 639    | 490         | 1 870              |  |
| Porter County .....       | 01 05                  | 146 798  | 498 978                        | 262 132                   | 122 989               | 76 409    | 13 956      | 23 491             |  |
| Posey County .....        | 08                     | 27 061   | 138 559                        | 50 316                    | 43 597                | 36 834    | 4 021       | 3 790              |  |
| Pulaski County .....      | 05                     | 13 755   | 72 719                         | 31 834                    | 30 762                | 7 179     | 579         | 2 364              |  |
| Putnam County .....       | 07                     | 36 019   | 133 972                        | 67 557                    | 40 322                | 20 318    | 1 320       | 4 454              |  |
| Randolph County .....     | 02                     | 27 401   | 136 813                        | 66 464                    | 43 038                | 21 370    | 1 215       | 4 727              |  |
| Ripley County .....       | 09                     | 26 523   | 124 875                        | 60 483                    | 35 501                | 18 164    | 6 068       | 4 658              |  |
| Rush County .....         | 02                     | 18 261   | 93 983                         | 38 091                    | 39 937                | 11 989    | 1 099       | 2 867              |  |
| St. Joseph County .....   | 03                     | 265 559  | 1 723 336                      | 552 595                   | 308 384               | 204 198   | 590 159     | 68 000             |  |
| Scott County .....        | 09                     | 22 960   | 118 865                        | 55 641                    | 28 548                | 27 434    | 3 674       | 3 567              |  |
| Shelby County .....       | 02                     | 43 445   | 173 653                        | 83 409                    | 56 460                | 20 789    | 2 585       | 10 410             |  |
| Spencer County .....      | 09                     | 20 391   | 95 474                         | 41 721                    | 27 458                | 20 009    | 2 465       | 3 821              |  |
| Starke County .....       | 03 05                  | 23 556   | 105 242                        | 52 715                    | 29 072                | 19 718    | 736         | 3 001              |  |
| Steuben County .....      | 04                     | 33 214   | 119 916                        | 65 532                    | 34 180                | 12 614    | 2 896       | 4 694              |  |
| Sullivan County .....     | 08                     | 21 751   | 115 708                        | 52 233                    | 41 093                | 15 909    | 2 738       | 3 736              |  |
| Switzerland County .....  | 09                     | 9 065  | 38 518                         | 17 962                    | 9 674                 | 9 098     | 351         | 1 433              |  |
| Tippacanoe County .....   | 07                     | 148 955  | 591 989                        | 222 490                   | 136 419               | 182 479   | 17 389      | 33 211             |  |
| Tipton County .....       | 06                     | 16 577   | 74 936                         | 34 836                    | 30 985                | 6 060     | 973         | 2 083              |  |
| Union County .....        | 09                     | 7 349  | 35 574                         | 15 227                    | 12 634                | 6 643     | 229         | 842                |  |
| Vanderburgh County .....  | 08                     | 171 922  | 919 619                        | 422 125                   | 219 926               | 157 090   | 66 612      | 53 866             |  |
| Vermillion County .....   | 05 07                  | 16 788   | 112 418                        | 41 685                    | 22 437                | 13 709    | 30 653      | 3 933              |  |
| Vigo County .....         | 07                     | 105 848  | 627 501                        | 247 115                   | 146 899               | 126 793   | 29 824      | 76 871             |  |
| Wabash County .....       | 05                     | 34 960   | 148 001                        | 82 156                    | 43 422                | 16 491    | 1 197       | 4 735              |  |

See footnotes at end of table.



Table 15. Federal Government Expenditure, by State and County Area: Fiscal Year 2001—Con.

[Thousand dollars]

| State and county area      | Congressional district | United States resident population <sup>1</sup> | Federal government expenditure |                           |                       |           |             |                    |  |
|----------------------------|------------------------|--|--------------------------------|---------------------------|-----------------------|-----------|-------------|--------------------|--|
|                            |                        |  | Total                          | Retirement and Disability | Other Direct Payments | Grants    | Procurement | Salaries and Wages |  |
| Indiana—Con.               |                        |  |                                |                           |                       |           |             |                    |  |
| Warren County .....        | 05                     | 8 419  | 47 684                         | 14 356                    | 25 233                | 6 380     | 324         | 1 392              |  |
| Warrick County .....       | 08                     | 52 383   | 161 463                        | 94 874                    | 41 795                | 15 119    | 2 885       | 6 790              |  |
| Washington County .....    | 09                     | 27 223   | 110 674                        | 55 149                    | 30 352                | 20 761    | 838         | 3 572              |  |
| Wayne County .....         | 02                     | 71 097   | 374 079                        | 179 963                   | 98 867                | 81 674    | 4 231       | 9 344              |  |
| Wells County .....         | 04                     | 27 600   | 101 500                        | 50 379                    | 36 628                | 9 118     | 1 538       | 3 837              |  |
| White County .....         | 05                     | 25 267   | 134 003                        | 63 887                    | 49 787                | 14 881    | 1 165       | 4 282              |  |
| Whitley County .....       | 04                     | 30 707   | 143 723                        | 66 732                    | 32 681                | 7 055     | 32 912      | 4 343              |  |
| State undistributed .....  |                        |  | 1 989 869                      | 3 440                     | 1 702 794             | 283 634   | —           | —                  |  |
| Iowa .....                 |                        | 2 926 324                                      | 17 401 265                     | 6 436 884                 | 5 959 012             | 3 079 188 | 896 841     | 1 029 340          |  |
| Adair County .....         | 04                     | 8 243  | 68 867                         | 18 396                    | 29 722                | 18 890    | 335         | 1 523              |  |
| Adams County .....         | 03                     | 4 482  | 35 443                         | 11 671                    | 19 162                | 2 994     | 274         | 1 342              |  |
| Allamakee County .....     | 02                     | 14 675   | 75 909                         | 31 825                    | 26 821                | 12 114    | 1 624       | 3 525              |  |
| Appanoose County .....     | 03                     | 13 721   | 92 426                         | 39 483                    | 25 051                | 22 885    | 820         | 4 187              |  |
| Audubon County .....       | 04                     | 6 830  | 55 219                         | 17 585                    | 31 015                | 4 386     | 396         | 1 837              |  |
| Benton County .....        | 02                     | 25 308   | 156 593                        | 51 450                    | 58 503                | 9 396     | 33 705      | 3 540              |  |
| Black Hawk County .....    | 02                     | 128 012  | 605 412                        | 281 033                   | 167 867               | 119 537   | 2 735       | 34 241             |  |
| Boone County .....         | 05                     | 26 224   | 137 176                        | 60 868                    | 52 072                | 14 794    | 1 257       | 8 186              |  |
| Bremer County .....        | 02                     | 23 325   | 114 267                        | 52 555                    | 45 620                | 11 692    | 955         | 3 445              |  |
| Buchanan County .....      | 02                     | 21 093   | 110 091                        | 44 231                    | 49 254                | 12 223    | 869         | 3 515              |  |
| Buena Vista County .....   | 05                     | 20 411   | 123 249                        | 44 816                    | 58 043                | 12 783    | 1 052       | 6 554              |  |
| Butler County .....        | 02                     | 15 305   | 100 319                        | 39 135                    | 47 744                | 10 192    | 640         | 2 607              |  |
| Calhoun County .....       | 05                     | 11 115   | 89 595                         | 31 665                    | 48 373                | 6 523     | 625         | 2 408              |  |
| Carroll County .....       | 05                     | 21 421   | 134 874                        | 50 973                    | 55 016                | 20 424    | 2 821       | 5 639              |  |
| Cass County .....          | 04                     | 14 684   | 102 710                        | 40 205                    | 44 259                | 13 088    | 793         | 4 364              |  |
| Cedar County .....         | 01                     | 18 187   | 97 516                         | 36 346                    | 48 337                | 6 949     | 1 107       | 4 777              |  |
| Cerro Gordo County .....   | 02                     | 46 447   | 257 198                        | 118 069                   | 83 089                | 40 587    | 5 414       | 10 041             |  |
| Cherokee County .....      | 05                     | 13 035   | 96 795                         | 35 250                    | 48 709                | 9 535     | 704         | 2 596              |  |
| Chickasaw County .....     | 02                     | 13 095   | 83 506                         | 30 413                    | 38 224                | 11 559    | 534         | 2 778              |  |
| Clarke County .....        | 03                     | 9 133  | 45 188                         | 18 011                    | 18 746                | 6 423     | 351         | 1 657              |  |
| Clay County .....          | 05                     | 17 372   | 116 697                        | 40 877                    | 57 379                | 12 595    | 1 019       | 4 827              |  |
| Clayton County .....       | 02                     | 18 678   | 110 653                        | 43 863                    | 45 070                | 15 593    | 1 144       | 4 982              |  |
| Clinton County .....       | 01                     | 50 149   | 253 943                        | 122 937                   | 91 693                | 29 337    | 2 353       | 7 623              |  |
| Crawford County .....      | 05                     | 16 942   | 119 529                        | 37 149                    | 53 548                | 11 959    | 9 656       | 7 217              |  |
| Dallas County .....        | 04                     | 40 750   | 144 439                        | 70 437                    | 53 181                | 13 760    | 1 353       | 5 708              |  |
| Davis County .....         | 03                     | 8 541  | 47 895                         | 18 687                    | 19 798                | 7 214     | 412         | 1 784              |  |
| Decatur County .....       | 03                     | 8 689  | 56 280                         | 20 228                    | 20 498                | 12 737    | 549         | 2 268              |  |
| Delaware County .....      | 02                     | 18 404   | 92 188                         | 33 233                    | 45 902                | 9 466     | 685         | 2 901              |  |
| Des Moines County .....    | 03                     | 42 351   | 247 696                        | 107 278                   | 65 710                | 33 520    | 31 054      | 10 136             |  |
| Dickinson County .....     | 05                     | 16 424   | 91 222                         | 46 495                    | 34 280                | 6 978     | 731         | 2 739              |  |
| Dubuque County .....       | 02                     | 89 143   | 401 965                        | 193 218                   | 111 230               | 74 077    | 5 021       | 18 420             |  |
| Emmet County .....         | 05                     | 11 027   | 79 346                         | 28 819                    | 36 510                | 8 603     | 2 776       | 2 638              |  |
| Fayette County .....       | 02                     | 22 008   | 133 084                        | 51 851                    | 61 281                | 13 857    | 1 052       | 5 044              |  |
| Floyd County .....         | 02                     | 16 900   | 119 755                        | 45 929                    | 46 755                | 22 325    | 1 636       | 3 110              |  |
| Franklin County .....      | 05                     | 10 704   | 79 505                         | 25 233                    | 44 315                | 7 067     | 564         | 2 325              |  |
| Fremont County .....       | 04                     | 8 010  | 63 417                         | 21 668                    | 32 604                | 6 779     | 457         | 1 909              |  |
| Greene County .....        | 05                     | 10 366   | 83 832                         | 28 693                    | 42 643                | 8 392     | 1 568       | 2 536              |  |
| Grundy County .....        | 02                     | 12 369   | 89 924                         | 29 579                    | 43 729                | 13 851    | 621         | 2 145              |  |
| Guthrie County .....       | 04                     | 11 353   | 76 331                         | 29 859                    | 34 966                | 7 792     | 701         | 3 013              |  |
| Hamilton County .....      | 05                     | 16 438   | 105 295                        | 38 468                    | 51 902                | 10 874    | 924         | 3 126              |  |
| Hancock County .....       | 05                     | 12 100   | 78 767                         | 27 285                    | 43 597                | 4 615     | 594         | 2 675              |  |
| Hardin County .....        | 05                     | 18 812   | 150 455                        | 52 547                    | 53 924                | 22 086    | 17 397      | 4 500              |  |
| Harrison County .....      | 04                     | 15 666   | 106 675                        | 39 870                    | 48 152                | 13 221    | 827         | 4 606              |  |
| Henry County .....         | 03                     | 20 336   | 110 919                        | 43 132                    | 39 629                | 22 447    | 1 762       | 3 948              |  |
| Howard County .....        | 02                     | 9 932  | 64 921                         | 21 971                    | 32 336                | 8 267     | 631         | 1 717              |  |
| Humboldt County .....      | 05                     | 10 381   | 75 712                         | 27 980                    | 38 370                | 5 433     | 918         | 3 011              |  |
| Ida County .....           | 05                     | 7 837  | 66 546                         | 19 613                    | 39 104                | 5 639     | 396         | 1 794              |  |
| Iowa County .....          | 02                     | 15 671   | 83 598                         | 34 434                    | 39 086                | 5 649     | 793         | 3 636              |  |
| Jackson County .....       | 02                     | 20 296   | 118 708                        | 47 805                    | 41 936                | 15 969    | 8 831       | 4 167              |  |
| Jasper County .....        | 03                     | 37 213   | 174 668                        | 81 942                    | 67 384                | 17 646    | 1 775       | 5 921              |  |
| Jefferson County .....     | 03                     | 16 181   | 77 558                         | 29 670                    | 31 514                | 10 487    | 1 058       | 4 829              |  |
| Johnson County .....       | 01                     | 111 006  | 595 604                        | 140 955                   | 89 704                | 216 776   | 74 815      | 73 354             |  |
| Jones County .....         | 01                     | 20 221   | 108 719                        | 40 449                    | 44 070                | 20 185    | 823         | 3 192              |  |
| Keokuk County .....        | 03                     | 11 400   | 88 818                         | 31 052                    | 42 738                | 11 006    | 795         | 3 228              |  |
| Kossuth County .....       | 05                     | 17 163   | 135 370                        | 43 756                    | 75 066                | 10 910    | 1 041       | 4 596              |  |
| Lee County .....           | 03                     | 38 052   | 186 547                        | 91 254                    | 57 886                | 28 306    | 1 759       | 7 343              |  |
| Linn County .....          | 01                     | 191 701  | 1 115 295                      | 374 755                   | 171 711               | 120 328   | 388 088     | 60 412             |  |
| Louisia County .....       | 01                     | 12 183   | 65 073                         | 24 876                    | 28 009                | 7 819     | 1 689       | 2 680              |  |
| Lucas County .....         | 03                     | 9 422  | 58 289                         | 25 288                    | 20 011                | 10 258    | 470         | 2 262              |  |
| Lyon County .....          | 05                     | 11 763   | 72 154                         | 24 931                    | 39 309                | 5 359     | 518         | 2 038              |  |
| Madison County .....       | 04                     | 14 019   | 67 909                         | 29 492                    | 27 052                | 8 315     | 594         | 2 455              |  |
| Mahaska County .....       | 03                     | 22 335   | 119 380                        | 48 581                    | 49 895                | 15 899    | 808         | 4 197              |  |
| Marion County .....        | 03                     | 32 052   | 179 240                        | 83 462                    | 44 229                | 17 691    | 2 536       | 31 321             |  |
| Marshall County .....      | 03                     | 39 311   | 217 235                        | 98 899                    | 67 146                | 39 353    | 4 538       | 7 299              |  |
| Mills County .....         | 04                     | 14 547   | 80 823                         | 33 649                    | 33 259                | 10 506    | 640         | 2 769              |  |
| Mitchell County .....      | 02                     | 10 874   | 74 195                         | 29 261                    | 36 973                | 5 194     | 589         | 2 178              |  |
| Monona County .....        | 05                     | 10 020   | 90 091                         | 29 018                    | 46 473                | 11 437    | 688         | 2 477              |  |
| Monroe County .....        | 03                     | 8 016  | 52 819                         | 22 209                    | 20 194                | 8 506     | 335         | 1 575              |  |
| Montgomery County .....    | 04                     | 11 771   | 80 454                         | 31 843                    | 34 704                | 10 006    | 655         | 3 245              |  |
| Muscatine County .....     | 01                     | 41 722   | 185 337                        | 87 389                    | 51 914                | 32 568    | 6 582       | 6 885              |  |
| O'Brien County .....       | 05                     | 15 102   | 106 665                        | 39 951                    | 48 572                | 13 719    | 808         | 3 616              |  |
| Osceola County .....       | 05                     | 7 003  | 50 359                         | 16 183                    | 29 041                | 3 315     | 335         | 1 484              |  |
| Page County .....          | 03                     | 16 976   | 105 696                        | 45 380                    | 40 820                | 14 743    | 953         | 3 799              |  |
| Palo Alto County .....     | 05                     | 10 147   | 87 793                         | 28 362                    | 41 999                | 13 823    | 1 272       | 2 337              |  |
| Plymouth County .....      | 05                     | 24 849   | 138 514                        | 49 502                    | 67 230                | 15 248    | 1 072       | 5 463              |  |
| Pocahontas County .....    | 05                     | 8 662  | 79 799                         | 25 060                    | 46 008                | 5 595     | 527         | 2 609              |  |
| Polk County .....          | 04                     | 374 601  | 2 316 542                      | 747 687                   | 351 829               | 795 093   | 103 996     | 317 938            |  |
| Pottawattamie County ..... | 04                     | 87 704   | 430 905                        | 206 547                   | 134 196               | 74 615    | 2 723       | 12 823             |  |
| Poweshiek County .....     | 03                     | 18 815   | 104 721                        | 44 193                    | 46 509                | 10 107    | 862         | 3 049              |  |
| Ringgold County .....      | 03                     | 5 469  | 43 745                         | 13 933                    | 19 965                | 7 730     | 396         | 1 721              |  |

See footnotes at end of table.

Table 15. Federal Government Expenditure, by State and County Area: Fiscal Year 2001—Con.

[Thousand dollars]

| State and county area     | Congressional district | United States resident population <sup>1</sup> | Federal government expenditure |                           |                       |           |             |                    |
|---------------------------|------------------------|--|--------------------------------|---------------------------|-----------------------|-----------|-------------|--------------------|
|                           |                        |  | Total                          | Retirement and Disability | Other Direct Payments | Grants    | Procurement | Salaries and Wages |
| Iowa—Con.                 |                        |  |                                |                           |                       |           |             |                    |
| Sac County .....          | 05                     | 11 529   | 87 743                         | 31 384                    | 46 675                | 6 496     | 619         | 2 568              |
| Scott County .....        | 01                     | 158 668  | 722 077                        | 364 768                   | 157 068               | 111 780   | 56 565      | 31 896             |
| Shelby County .....       | 04                     | 13 173   | 103 067                        | 32 381                    | 52 725                | 14 360    | 686         | 2 915              |
| Sioux County .....        | 05                     | 31 589   | 159 694                        | 57 994                    | 71 557                | 21 371    | 3 562       | 5 211              |
| Story County .....        | 03                     | 79 981   | 438 976                        | 123 313                   | 93 320                | 130 287   | 43 202      | 48 854             |
| Tama County .....         | 02                     | 18 103   | 118 569                        | 42 369                    | 54 935                | 11 185    | 5 988       | 4 093              |
| Taylor County .....       | 03                     | 6 958  | 52 082                         | 18 274                    | 23 903                | 7 441     | 488         | 1 977              |
| Union County .....        | 03                     | 12 309   | 82 094                         | 33 592                    | 29 836                | 13 672    | 793         | 4 201              |
| Van Buren County .....    | 03                     | 7 809  | 49 704                         | 21 137                    | 20 134                | 5 624     | 534         | 2 275              |
| Wapello County .....      | 03                     | 36 051   | 215 787                        | 100 890                   | 59 198                | 46 157    | 1 791       | 7 751              |
| Warren County .....       | 03                     | 40 671   | 137 710                        | 69 987                    | 43 633                | 16 853    | 1 296       | 5 942              |
| Washington County .....   | 03                     | 20 670   | 119 630                        | 49 817                    | 49 055                | 16 166    | 814         | 3 779              |
| Wayne County .....        | 03                     | 6 730  | 58 520                         | 19 833                    | 25 636                | 10 406    | 518         | 2 128              |
| Webster County .....      | 05                     | 40 235   | 255 979                        | 102 898                   | 90 674                | 34 591    | 9 252       | 18 564             |
| Winnebago County .....    | 05                     | 11 723   | 76 970                         | 29 101                    | 35 709                | 8 277     | 1 100       | 2 784              |
| Winneshiek County .....   | 02                     | 21 310   | 107 137                        | 38 874                    | 46 924                | 15 553    | 1 006       | 4 781              |
| Woodbury County .....     | 05                     | 103 877  | 533 095                        | 217 498                   | 147 349               | 107 152   | 10 032      | 51 064             |
| Worth County .....        | 02                     | 7 909  | 54 646                         | 18 302                    | 28 915                | 5 235     | 457         | 1 735              |
| Wright County .....       | 05                     | 14 334   | 107 622                        | 40 137                    | 53 118                | 8 945     | 960         | 4 461              |
| State undistributed ..... |                        |  | 678 197                        | 1 689                     | 558 486               | 118 021   | —           | —                  |
| Kansas .....              |                        | 2 688 418                                      | 16 698 766                     | 5 860 180                 | 4 868 249             | 2 721 099 | 1 382 893   | 1 866 345          |
| Allen County .....        | 02                     | 14 385   | 83 091                         | 37 354                    | 24 804                | 16 871    | 564         | 3 497              |
| Anderson County .....     | 02                     | 8 110  | 51 518                         | 22 204                    | 20 813                | 5 844     | 518         | 2 139              |
| Atchison County .....     | 02                     | 16 774   | 89 895                         | 40 102                    | 30 370                | 14 622    | 1 824       | 2 976              |
| Barber County .....       | 01                     | 5 307  | 39 331                         | 16 167                    | 17 422                | 2 716     | 1 627       | 1 400              |
| Barton County .....       | 01                     | 28 205   | 145 595                        | 69 398                    | 54 416                | 14 984    | 1 239       | 5 558              |
| Bourbon County .....      | 02                     | 15 379   | 93 044                         | 40 337                    | 28 255                | 16 825    | 2 229       | 5 398              |
| Brown County .....        | 02                     | 10 724   | 85 685                         | 28 280                    | 36 738                | 13 906    | 2 673       | 4 088              |
| Butler County .....       | 04                     | 59 482   | 211 681                        | 118 147                   | 56 945                | 24 611    | 4 146       | 7 832              |
| Chase County .....        | 01                     | 3 030  | 18 083                         | 7 640                     | 7 043                 | 1 754     | 264         | 1 381              |
| Chautauqua County .....   | 04                     | 4 359  | 29 771                         | 13 741                    | 8 024                 | 6 816     | 244         | 946                |
| Cherokee County .....     | 02                     | 22 605   | 127 692                        | 54 962                    | 37 768                | 30 402    | 1 531       | 3 029              |
| Cheyenne County .....     | 01                     | 3 165  | 41 726                         | 9 455                     | 26 679                | 4 693     | 168         | 732                |
| Clark County .....        | 01                     | 2 390  | 21 025                         | 6 915                     | 11 179                | 2 417     | 91          | 423                |
| Clay County .....         | 01                     | 8 822  | 63 507                         | 26 223                    | 27 302                | 7 473     | 457         | 2 052              |
| Cloud County .....        | 01                     | 10 268   | 82 963                         | 30 415                    | 35 941                | 13 438    | 642         | 2 526              |
| Coffey County .....       | 02                     | 8 865  | 51 268                         | 20 423                    | 21 423                | 6 276     | 986         | 2 160              |
| Comanche County .....     | 01                     | 1 967  | 18 245                         | 6 696                     | 9 836                 | 1 230     | 91          | 391                |
| Cowley County .....       | 04                     | 36 291   | 244 049                        | 90 906                    | 51 768                | 31 614    | 64 052      | 5 709              |
| Crawford County .....     | 02                     | 38 242   | 214 332                        | 92 123                    | 61 276                | 51 686    | 1 573       | 7 675              |
| Decatur County .....      | 01                     | 3 472  | 39 605                         | 11 269                    | 22 995                | 3 960     | 274         | 1 107              |
| Dickinson County .....    | 01                     | 19 344   | 119 990                        | 59 202                    | 39 858                | 13 801    | 1 681       | 5 449              |
| Doniphan County .....     | 02                     | 8 249  | 53 740                         | 17 916                    | 24 322                | 9 024     | 524         | 1 953              |
| Douglas County .....      | 02 03                  | 99 962   | 349 534                        | 141 133                   | 65 598                | 102 611   | 9 262       | 30 930             |
| Edwards County .....      | 01                     | 3 449  | 40 968                         | 9 083                     | 26 469                | 4 218     | -45         | 1 244              |
| Elk County .....          | 04                     | 3 261  | 23 673                         | 10 346                    | 7 155                 | 4 792     | 259         | 1 120              |
| Ellis County .....        | 01                     | 27 507   | 127 280                        | 53 886                    | 43 496                | 19 389    | 1 382       | 9 127              |
| Ellsworth County .....    | 01                     | 6 525  | 42 672                         | 15 984                    | 19 312                | 4 137     | 1 949       | 1 290              |
| Finney County .....       | 01                     | 40 523   | 138 262                        | 49 112                    | 58 276                | 22 391    | 922         | 7 561              |
| Ford County .....         | 01                     | 32 458   | 136 788                        | 51 281                    | 54 123                | 18 397    | 1 341       | 11 645             |
| Franklin County .....     | 02                     | 24 784   | 152 212                        | 55 156                    | 38 166                | 53 387    | 838         | 4 664              |
| Geary County .....        | 02                     | 27 947   | 542 227                        | 80 939                    | 17 700                | 28 811    | 33 522      | 381 255            |
| Gove County .....         | 01                     | 3 068  | 35 257                         | 7 997                     | 24 282                | 1 780     | 244         | 954                |
| Graham County .....       | 01                     | 2 946  | 33 939                         | 8 939                     | 20 446                | 3 198     | 231         | 1 124              |
| Grant County .....        | 01                     | 7 909  | 44 170                         | 11 255                    | 26 037                | 4 978     | 870         | 1 029              |
| Gray County .....         | 01                     | 5 904  | 53 801                         | 10 381                    | 39 451                | 2 661     | 244         | 1 064              |
| Greeley County .....      | 01                     | 1 534  | 34 015                         | 4 060                     | 25 913                | 3 589     | 76          | 377                |
| Greenwood County .....    | 04                     | 7 673  | 50 763                         | 24 959                    | 15 507                | 7 348     | 534         | 2 415              |
| Hamilton County .....     | 01                     | 2 670  | 32 907                         | 6 123                     | 24 593                | 1 580     | 107         | 504                |
| Harper County .....       | 04                     | 6 536  | 54 044                         | 19 075                    | 28 656                | 3 990     | 457         | 1 865              |
| Harvey County .....       | 04                     | 32 869   | 152 357                        | 81 818                    | 50 142                | 14 474    | 1 419       | 4 505              |
| Haskell County .....      | 01                     | 4 307  | 45 658                         | 6 429                     | 36 329                | 1 990     | 122         | 788                |
| Hodgeman County .....     | 01                     | 2 085  | 25 596                         | 5 073                     | 18 120                | 1 504     | 168         | 731                |
| Jackson County .....      | 02                     | 12 657   | 62 282                         | 29 089                    | 17 709                | 10 839    | 1 224       | 3 420              |
| Jefferson County .....    | 02                     | 18 426   | 73 509                         | 42 458                    | 20 167                | 6 318     | 955         | 3 611              |
| Jewell County .....       | 01                     | 3 791  | 51 030                         | 11 582                    | 28 541                | 8 704     | 396         | 1 807              |
| Johnson County .....      | 03                     | 451 086  | 1 550 778                      | 755 726                   | 293 875               | 78 245    | 194 770     | 228 162            |
| Kearny County .....       | 01                     | 4 531  | 37 278                         | 7 502                     | 25 019                | 4 174     | 107         | 476                |
| Kingman County .....      | 04                     | 8 673  | 56 371                         | 21 851                    | 27 126                | 4 873     | 488         | 2 033              |
| Kiowa County .....        | 01                     | 3 278  | 31 719                         | 9 504                     | 18 903                | 1 852     | 290         | 1 171              |
| Labette County .....      | 02                     | 22 835   | 134 979                        | 58 646                    | 39 071                | 28 349    | 4 187       | 4 726              |
| Lane County .....         | 01                     | 2 155  | 29 501                         | 6 235                     | 19 847                | 2 829     | 107         | 484                |
| Leavenworth County .....  | 02                     | 68 691   | 604 443                        | 182 696                   | 58 826                | 35 865    | 102 567     | 224 489            |
| Lincoln County .....      | 01                     | 3 578  | 30 622                         | 10 265                    | 16 263                | 2 278     | 349         | 1 468              |
| Linn County .....         | 02                     | 9 570  | 59 248                         | 26 063                    | 20 085                | 10 242    | 605         | 2 253              |
| Logan County .....        | 01                     | 3 046  | 36 465                         | 8 271                     | 24 268                | 3 000     | 152         | 772                |
| Lyon County .....         | 01                     | 35 935   | 139 983                        | 65 024                    | 42 427                | 22 386    | 1 917       | 8 229              |
| McPherson County .....    | 01                     | 29 554   | 133 618                        | 67 460                    | 50 606                | 8 563     | 2 539       | 4 449              |
| Marion County .....       | 01 04                  | 13 361   | 94 156                         | 35 245                    | 31 718                | 22 684    | 1 134       | 3 376              |
| Marshall County .....     | 01                     | 10 965   | 86 911                         | 32 048                    | 38 499                | 11 848    | 879         | 3 637              |
| Meade County .....        | 01                     | 4 631  | 41 992                         | 10 669                    | 28 725                | 1 852     | 107         | 639                |
| Miami County .....        | 03                     | 28 351   | 140 813                        | 52 114                    | 30 933                | 52 751    | 1 321       | 3 693              |
| Mitchell County .....     | 01                     | 6 932  | 62 030                         | 18 806                    | 32 330                | 8 557     | 457         | 1 879              |
| Montgomery County .....   | 04                     | 36 252   | 219 951                        | 103 075                   | 56 033                | 41 078    | 10 624      | 9 141              |
| Morris County .....       | 01                     | 6 104  | 42 309                         | 19 310                    | 15 309                | 5 206     | 657         | 1 826              |
| Morton County .....       | 01                     | 3 496  | 31 823                         | 7 106                     | 19 915                | 3 920     | 131         | 750                |
| Nemaha County .....       | 02                     | 10 717   | 68 103                         | 25 278                    | 31 586                | 7 166     | 770         | 3 302              |
| Neosho County .....       | 02                     | 16 997   | 92 116                         | 44 433                    | 28 271                | 14 197    | 1 893       | 3 323              |
| Ness County .....         | 01                     | 3 454  | 37 308                         | 10 443                    | 23 405                | 1 778     | 364         | 1 319              |
| Norton County .....       | 01                     | 5 953  | 49 057                         | 15 039                    | 23 988                | 7 761     | 563         | 1 706              |
| Osage County .....        | 02                     | 16 712   | 85 812                         | 44 922                    | 24 978                | 11 158    | 760         | 3 994              |

See footnotes at end of table.

Table 15. Federal Government Expenditure, by State and County Area: Fiscal Year 2001—Con.

[Thousand dollars]

| State and county area     | Congressional district | United States resident population <sup>1</sup> | Federal government expenditure |                           |                       |           |             |                    |
|---------------------------|------------------------|--|--------------------------------|---------------------------|-----------------------|-----------|-------------|--------------------|
|                           |                        |  | Total                          | Retirement and Disability | Other Direct Payments | Grants    | Procurement | Salaries and Wages |
| <b>Kansas—Con.</b>        |                        |  |                                |                           |                       |           |             |                    |
| Osborne County .....      | 01                     | 4 452  | 44 463                         | 13 574                    | 23 192                | 5 467     | 735         | 1 495              |
| Ottawa County .....       | 01                     | 6 163  | 39 250                         | 14 655                    | 18 709                | 4 367     | 305         | 1 214              |
| Pawnee County .....       | 01                     | 7 233  | 55 472                         | 18 341                    | 28 291                | 5 912     | 566         | 2 362              |
| Phillips County .....     | 01                     | 6 001  | 52 232                         | 17 166                    | 23 102                | 9 185     | 566         | 2 212              |
| Pottawatomie County ..... | 02                     | 18 209   | 75 181                         | 38 068                    | 24 984                | 8 061     | 823         | 3 245              |
| Pratt County .....        | 01                     | 9 647  | 69 390                         | 25 149                    | 37 811                | 4 057     | 457         | 1 916              |
| Rawlins County .....      | 01                     | 2 966  | 49 902                         | 8 818                     | 26 118                | 13 816    | 229         | 922                |
| Reno County .....         | 01                     | 64 790   | 315 538                        | 156 704                   | 99 690                | 41 372    | 3 132       | 14 639             |
| Republic County .....     | 01                     | 5 835  | 68 880                         | 17 746                    | 35 023                | 13 616    | 473         | 2 022              |
| Rice County .....         | 01                     | 10 761   | 68 274                         | 28 437                    | 30 242                | 6 551     | 595         | 2 448              |
| Riley County .....        | 02                     | 62 843   | 321 621                        | 95 782                    | 45 065                | 77 518    | 81 448      | 21 807             |
| Rooks County .....        | 01                     | 5 685  | 45 842                         | 16 230                    | 23 779                | 4 302     | 305         | 1 227              |
| Rush County .....         | 01                     | 3 551  | 35 780                         | 11 655                    | 20 190                | 2 246     | 335         | 1 353              |
| Russell County .....      | 01                     | 7 370  | 54 373                         | 23 789                    | 23 665                | 4 482     | 515         | 1 922              |
| Saline County .....       | 01                     | 53 597   | 239 874                        | 121 450                   | 63 439                | 29 731    | 6 669       | 18 584             |
| Scott County .....        | 01                     | 5 120  | 41 086                         | 6 521                     | 29 950                | 3 219     | 274         | 1 122              |
| Sedgewick County .....    | 04                     | 452 869  | 2 731 250                      | 909 225                   | 419 874               | 323 061   | 695 123     | 383 966            |
| Seward County .....       | 01                     | 22 510   | 81 218                         | 30 140                    | 32 852                | 10 660    | 2 401       | 5 165              |
| Shawnee County .....      | 02                     | 169 871  | 1 477 728                      | 488 547                   | 174 886               | 601 207   | 41 727      | 171 360            |
| Sheridan County .....     | 01                     | 2 813  | 41 416                         | 6 507                     | 30 757                | 3 416     | 137         | 598                |
| Sherman County .....      | 01                     | 6 760  | 80 561                         | 16 907                    | 42 934                | 17 346    | 290         | 3 085              |
| Smith County .....        | 01                     | 4 536  | 49 209                         | 14 573                    | 26 458                | 5 621     | 442         | 2 116              |
| Stafford County .....     | 01                     | 4 789  | 48 598                         | 13 227                    | 30 073                | 3 008     | 560         | 1 729              |
| Stanton County .....      | 01                     | 2 406  | 35 762                         | 4 477                     | 29 392                | 1 454     | 76          | 363                |
| Stevens County .....      | 01                     | 5 463  | 48 673                         | 10 459                    | 34 398                | 2 653     | 213         | 949                |
| Sumner County .....       | 04                     | 25 946   | 151 253                        | 68 779                    | 59 500                | 15 582    | 2 341       | 5 052              |
| Thomas County .....       | 01                     | 8 180  | 78 565                         | 17 200                    | 49 987                | 8 087     | 579         | 2 711              |
| Trego County .....        | 01                     | 3 319  | 29 497                         | 8 861                     | 16 437                | 3 235     | 183         | 782                |
| Wabunsee County .....     | 01                     | 6 885  | 84 951                         | 48 445                    | 12 102                | 22 605    | 351         | 1 448              |
| Wallace County .....      | 01                     | 1 749  | 27 835                         | 4 418                     | 20 430                | 2 241     | 258         | 488                |
| Washington County .....   | 01                     | 6 483  | 61 988                         | 19 596                    | 31 801                | 7 134     | 655         | 2 802              |
| Wichita County .....      | 01                     | 2 531  | 51 217                         | 5 512                     | 25 563                | 4 354     | 15 189      | 599                |
| Wilson County .....       | 02                     | 10 332   | 66 232                         | 27 560                    | 21 277                | 14 550    | 549         | 2 297              |
| Woodson County .....      | 02                     | 3 788  | 27 539                         | 11 627                    | 10 421                | 4 010     | 305         | 1 177              |
| Wyandotte County .....    | 03                     | 157 882  | 1 031 620                      | 343 187                   | 216 871               | 276 670   | 52 472      | 142 418            |
| State undistributed ..... |                        |  | 790 335                        | 3 085                     | 645 610               | 141 639   | —           | —                  |
| <b>Kentucky</b>           |                        |  |                                |                           |                       |           |             |                    |
| Adair County .....        | 01 02                  | 4 041 769                                      | 25 835 136                     | 9 728 536                 | 5 442 607             | 5 100 060 | 2 759 232   | 2 804 701          |
| Allen County .....        | 01                     | 17 244   | 94 292                         | 39 061                    | 26 428                | 26 050    | 507         | 2 246              |
| Anderson County .....     | 06                     | 17 800   | 81 102                         | 37 473                    | 18 980                | 22 246    | 503         | 1 900              |
| Ballard County .....      | 01                     | 19 111   | 58 426                         | 36 749                    | 11 843                | 7 248     | 654         | 1 932              |
| Barren County .....       | 02                     | 8 286  | 58 819                         | 25 965                    | 19 897                | 6 210     | 4 859       | 1 888              |
| Bath County .....         | 06                     | 38 033   | 170 999                        | 83 195                    | 37 356                | 40 378    | 2 839       | 7 231              |
| Bell County .....         | 05                     | 11 085   | 56 134                         | 27 675                    | 10 769                | 15 630    | 389         | 1 671              |
| Boone County .....        | 04                     | 30 060   | 60 210                         | 101 257                   | 46 155                | 59 044    | -154 496    | 8 250              |
| Bourbon County .....      | 06                     | 85 991   | 309 175                        | 145 481                   | 48 215                | 30 480    | 36 547      | 48 452             |
| Boyd County .....         | 04                     | 19 360   | 130 911                        | 44 671                    | 23 241                | 16 943    | 43 784      | 2 272              |
| Boyle County .....        | 06                     | 49 752   | 333 177                        | 159 705                   | 81 365                | 44 587    | 18 672      | 28 848             |
| Bracken County .....      | 04                     | 27 697   | 126 519                        | 66 031                    | 28 185                | 25 964    | 1 551       | 4 789              |
| Breathitt County .....    | 05                     | 8 279  | 39 142                         | 19 181                    | 9 344                 | 8 569     | 501         | 1 547              |
| Breckinridge County ..... | 02                     | 16 100   | 117 377                        | 49 275                    | 19 185                | 44 397    | 445         | 4 076              |
| Bullitt County .....      | 02                     | 18 648   | 95 819                         | 46 848                    | 25 268                | 18 966    | 1 176       | 3 561              |
| Butler County .....       | 02                     | 61 236   | 266 579                        | 92 889                    | 31 300                | 31 013    | 107 651     | 3 726              |
| Caldwell County .....     | 01                     | 13 010   | 61 066                         | 26 647                    | 17 707                | 14 421    | 442         | 1 849              |
| Calloway County .....     | 01                     | 13 060   | 72 712                         | 37 685                    | 20 513                | 11 461    | 469         | 2 583              |
| Campbell County .....     | 04                     | 34 177   | 159 919                        | 77 652                    | 54 659                | 19 320    | 2 441       | 5 849              |
| Carlisle County .....     | 01                     | 88 616   | 347 692                        | 190 714                   | 93 161                | 40 447    | 7 337       | 16 034             |
| Carter County .....       | 04                     | 5 351  | 33 674                         | 14 796                    | 12 886                | 4 783     | 229         | 981                |
| Casey County .....        | 02                     | 10 155   | 48 723                         | 22 123                    | 10 904                | 13 530    | 325         | 1 842              |
| Christian County .....    | 01                     | 26 889   | 157 964                        | 65 575                    | 28 576                | 51 394    | 8 090       | 4 330              |
| Clark County .....        | 06                     | 15 447   | 77 439                         | 36 036                    | 15 832                | 23 237    | 551         | 1 782              |
| Clay County .....         | 05                     | 72 265   | 1 275 425                      | 135 990                   | 76 440                | 56 032    | 171 469     | 835 493            |
| Clinton County .....      | 01                     | 33 144   | 139 462                        | 80 913                    | 26 939                | 22 763    | 1 639       | 7 208              |
| Crittenden County .....   | 01                     | 24 556   | 188 704                        | 68 192                    | 25 330                | 58 346    | 19 000      | 17 835             |
| Cumberland County .....   | 01                     | 9 634  | 65 836                         | 22 846                    | 18 247                | 22 729    | 320         | 1 694              |
| Daviess County .....      | 02                     | 9 384  | 51 874                         | 25 536                    | 15 989                | 8 224     | 130         | 1 995              |
| Edmonson County .....     | 02                     | 7 147  | 51 976                         | 19 069                    | 12 120                | 14 013    | 5 796       | 977                |
| Elliott County .....      | 04                     | 91 545   | 423 439                        | 214 397                   | 115 046               | 65 675    | 10 546      | 17 775             |
| Estill County .....       | 06                     | 11 644   | 61 904                         | 24 471                    | 10 837                | 17 345    | 1 563       | 7 689              |
| Fleming County .....      | 04                     | 6 748  | 49 979                         | 12 891                    | 25 346                | 11 170    | 122         | 449                |
| Floyd County .....        | 05                     | 15 307   | 95 130                         | 47 044                    | 21 395                | 24 171    | 551         | 1 969              |
| Franklin County .....     | 06                     | 260 512  | 1 373 457                      | 482 269                   | 271 728               | 269 325   | 158 313     | 191 822            |
| Garrard County .....      | 06                     | 13 792   | 65 998                         | 29 992                    | 14 136                | 18 672    | 594         | 2 605              |
| Garrison County .....     | 04                     | 42 441   | 289 450                        | 143 648                   | 62 717                | 59 271    | 14 888      | 8 926              |
| Grant County .....        | 01                     | 47 687   | 1 102 709                      | 189 720                   | 68 938                | 811 921   | 5 286       | 26 845             |
| Graves County .....       | 06                     | 7 752  | 67 514                         | 26 251                    | 22 089                | 16 093    | 658         | 2 425              |
| Grayson County .....      | 02                     | 7 870  | 41 704                         | 13 610                    | 5 850                 | 20 145    | 591         | 1 508              |
| Green County .....        | 04                     | 14 792   | 63 119                         | 32 227                    | 11 770                | 16 626    | 805         | 1 691              |
| Greenup County .....      | 04                     | 22 384   | 84 252                         | 44 366                    | 16 534                | 19 520    | 773         | 3 059              |
| Hancock County .....      | 02                     | 37 028   | 201 087                        | 97 379                    | 64 528                | 26 869    | 2 930       | 9 380              |
| Hardin County .....       | 02                     | 24 053   | 123 628                        | 60 335                    | 30 581                | 28 364    | 970         | 3 379              |
| Harlan County .....       | 05                     | 11 518   | 54 091                         | 27 172                    | 15 648                | 9 701     | 305         | 1 265              |
| Harrison County .....     | 06                     | 36 891   | 179 973                        | 107 517                   | 41 201                | 26 145    | 1 272       | 3 838              |
| Hart County .....         | 02                     | 8 392  | 31 572                         | 15 873                    | 8 142                 | 5 995     | 320         | 1 241              |
| Harrison County .....     | 02                     | 94 174   | 967 920                        | 291 986                   | 70 619                | 44 953    | 4 132       | 556 230            |
| Harlan County .....       | 05                     | 33 202   | 386 010                        | 230 449                   | 43 292                | 52 302    | 53 139      | 6 827              |
| Harrison County .....     | 06                     | 17 983   | 73 649                         | 39 202                    | 16 325                | 13 845    | 1 208       | 3 068              |
| Hart County .....         | 02                     | 17 445   | 84 545                         | 38 082                    | 20 049                | 19 883    | 4 526       | 2 004              |

See footnotes at end of table.

**Table 15. Federal Government Expenditure, by State and County Area: Fiscal Year 2001—Con.**

[Thousand dollars]

| State and county area | Congressional district | United States resident population <sup>1</sup> | Federal government expenditure |                           |                       |         |             |                    |
|-----------------------|------------------------|--|--------------------------------|---------------------------|-----------------------|---------|-------------|--------------------|
|                       |                        |  | Total                          | Retirement and Disability | Other Direct Payments | Grants  | Procurement | Salaries and Wages |
| <b>Kentucky—Con.</b>  |                        |  |                                |                           |                       |         |             |                    |
| Henderson County      | 01                     | 44 829   | 204 081                        | 102 124                   | 68 221                | 26 176  | 1 223       | 6 336              |
| Henry County          | 04                     | 15 060   | 64 341                         | 29 001                    | 17 043                | 14 610  | 686         | 3 001              |
| Hickman County        | 01                     | 5 262  | 35 592                         | 11 025                    | 16 576                | 6 486   | 375         | 1 130              |
| Hopkins County        | 01                     | 46 519   | 325 819                        | 133 040                   | 54 541                | 38 529  | 90 098      | 9 610              |
| Jackson County        | 05                     | 13 495   | 78 424                         | 30 568                    | 15 380                | 29 965  | 483         | 2 027              |
| Jefferson County      | 02 03                  | 693 604  | 4 086 162                      | 1 593 350                 | 865 278               | 572 055 | 679 095     | 376 383            |
| Jessamine County      | 06                     | 39 041   | 125 318                        | 67 160                    | 22 216                | 20 790  | 10 639      | 4 513              |
| Johnson County        | 05                     | 23 445   | 163 819                        | 71 677                    | 28 400                | 51 203  | 9 296       | 3 242              |
| Kenton County         | 04                     | 151 464  | 714 035                        | 300 481                   | 141 261               | 97 720  | 18 692      | 155 881            |
| Knott County          | 05                     | 17 649   | 104 350                        | 47 726                    | 19 716                | 33 005  | 1 264       | 2 638              |
| Knox County           | 05                     | 31 795   | 184 910                        | 75 965                    | 35 668                | 63 966  | 656         | 8 654              |
| Larue County          | 02                     | 13 373   | 66 175                         | 32 337                    | 18 018                | 13 034  | 525         | 2 261              |
| Laurel County         | 05                     | 52 715   | 250 923                        | 119 120                   | 40 057                | 54 381  | 19 929      | 17 435             |
| Lawrence County       | 04 05                  | 15 569   | 86 009                         | 41 544                    | 16 574                | 24 805  | 650         | 2 436              |
| Lee County            | 05                     | 7 916  | 53 308                         | 24 101                    | 10 178                | 17 577  | 290         | 1 163              |
| Leslie County         | 05                     | 12 401   | 88 647                         | 42 474                    | 16 553                | 27 144  | 532         | 1 944              |
| Letcher County        | 05                     | 25 277   | 178 931                        | 88 060                    | 31 882                | 53 015  | 1 425       | 4 548              |
| Lewis County          | 04                     | 14 092   | 70 944                         | 33 306                    | 14 115                | 22 077  | 290         | 1 157              |
| Lincoln County        | 02 06                  | 23 361   | 120 444                        | 55 855                    | 23 950                | 33 182  | 671         | 6 786              |
| Livingston County     | 01                     | 9 804  | 78 355                         | 28 017                    | 15 620                | 6 626   | 23 745      | 4 347              |
| Logan County          | 01                     | 26 573   | 140 653                        | 60 338                    | 46 734                | 28 795  | 972         | 3 815              |
| Lyon County           | 01                     | 8 080  | 40 456                         | 23 316                    | 10 514                | 4 811   | 302         | 1 512              |
| McCracken County      | 01                     | 65 514   | 1 318 586                      | 178 495                   | 89 418                | 43 960  | 963 984     | 42 729             |
| McCreary County       | 05                     | 17 080   | 107 841                        | 48 441                    | 21 343                | 29 269  | 4 503       | 4 286              |
| McLean County         | 01                     | 9 938  | 54 798                         | 24 695                    | 21 783                | 6 279   | 381         | 1 660              |
| Madison County        | 06                     | 70 872   | 324 758                        | 136 167                   | 68 826                | 80 112  | 12 201      | 27 452             |
| Magoffin County       | 05                     | 13 332   | 86 001                         | 34 704                    | 15 850                | 33 723  | 351         | 1 373              |
| Marion County         | 02                     | 18 212   | 85 616                         | 39 245                    | 19 492                | 23 228  | 810         | 2 840              |
| Marshall County       | 01                     | 30 225   | 145 227                        | 84 839                    | 36 093                | 13 941  | 5 511       | 4 803              |
| Martin County         | 05                     | 12 578   | 86 638                         | 43 684                    | 13 721                | 21 415  | 6 545       | 1 273              |
| Mason County          | 04                     | 16 800   | 79 573                         | 37 275                    | 20 078                | 17 940  | 610         | 3 671              |
| Meade County          | 02                     | 26 349   | 85 729                         | 56 361                    | 17 288                | 9 056   | 671         | 2 353              |
| Menifee County        | 05                     | 6 556  | 43 274                         | 18 184                    | 5 363                 | 9 948   | 481         | 9 298              |
| Mercer County         | 06                     | 20 817   | 84 655                         | 49 873                    | 17 523                | 13 431  | 730         | 3 097              |
| Metcalfe County       | 02                     | 10 037   | 54 362                         | 25 588                    | 11 220                | 15 603  | 396         | 1 555              |
| Monroe County         | 01                     | 11 756   | 79 323                         | 30 736                    | 20 979                | 24 464  | 473         | 2 671              |
| Montgomery County     | 06                     | 22 554   | 99 211                         | 50 086                    | 20 337                | 24 960  | 640         | 3 888              |
| Morgan County         | 05                     | 13 948   | 78 861                         | 31 838                    | 12 157                | 32 568  | 484         | 1 814              |
| Muhlenberg County     | 01                     | 31 839   | 287 614                        | 94 739                    | 38 982                | 23 002  | 95 667      | 35 223             |
| Nelson County         | 02                     | 37 477   | 132 632                        | 69 787                    | 32 281                | 22 949  | 1 746       | 5 869              |
| Nicholas County       | 04 06                  | 6 813  | 35 392                         | 17 008                    | 8 175                 | 8 541   | 244         | 1 424              |
| Ohio County           | 01                     | 22 916   | 110 447                        | 58 233                    | 28 927                | 17 748  | 940         | 4 599              |
| Oldham County         | 04                     | 46 178   | 79 594                         | 43 028                    | 18 588                | 12 068  | 1 298       | 4 614              |
| Owen County           | 04                     | 10 547   | 36 501                         | 17 358                    | 8 869                 | 8 637   | 335         | 1 301              |
| Owsley County         | 05                     | 4 858  | 47 760                         | 17 820                    | 8 086                 | 20 640  | 259         | 954                |
| Pendleton County      | 04                     | 14 390   | 54 692                         | 27 285                    | 11 191                | 14 186  | 459         | 1 572              |
| Perry County          | 05                     | 29 390   | 218 673                        | 107 979                   | 36 833                | 56 017  | 9 015       | 8 829              |
| Pike County           | 05                     | 68 736   | 480 047                        | 244 063                   | 81 155                | 132 910 | 6 525       | 15 394             |
| Powell County         | 06                     | 13 237   | 51 605                         | 25 399                    | 8 198                 | 15 437  | 758         | 1 813              |
| Pulaski County        | 05                     | 56 217   | 358 445                        | 172 208                   | 51 671                | 121 310 | 2 335       | 10 921             |
| Robertson County      | 04                     | 2 266  | 10 460                         | 4 679                     | 2 642                 | 2 607   | 308         | 225                |
| Rockcastle County     | 05                     | 16 582   | 85 850                         | 39 064                    | 17 183                | 27 262  | 457         | 1 883              |
| Rowan County          | 04                     | 22 094   | 109 321                        | 43 659                    | 26 807                | 33 494  | 824         | 4 538              |
| Russell County        | 01                     | 16 315   | 98 861                         | 47 359                    | 19 661                | 27 863  | 1 126       | 2 852              |
| Scott County          | 06                     | 33 061   | 95 957                         | 51 965                    | 23 865                | 15 355  | 1 453       | 3 320              |
| Shelby County         | 04                     | 33 337   | 104 205                        | 54 415                    | 23 605                | 17 836  | 3 207       | 5 144              |
| Simpson County        | 01                     | 16 405   | 72 950                         | 32 234                    | 25 810                | 12 149  | 791         | 1 966              |
| Spencer County        | 02                     | 11 766   | 34 177                         | 19 054                    | 7 948                 | 4 926   | 642         | 1 607              |
| Taylor County         | 02                     | 22 927   | 129 656                        | 66 249                    | 32 386                | 22 573  | 3 729       | 4 720              |
| Todd County           | 01                     | 11 971   | 62 482                         | 24 334                    | 22 277                | 13 580  | 412         | 1 879              |
| Trigg County          | 01                     | 12 597   | 71 714                         | 38 984                    | 18 726                | 8 986   | 828         | 4 191              |
| Trimble County        | 04                     | 8 125  | 29 516                         | 16 279                    | 7 621                 | 4 108   | 290         | 1 220              |
| Union County          | 01                     | 15 637   | 273 548                        | 37 985                    | 32 312                | 13 180  | 187 411     | 2 660              |
| Warren County         | 02                     | 92 522   | 510 463                        | 181 138                   | 107 429               | 163 017 | 14 493      | 44 385             |
| Washington County     | 02                     | 10 916   | 46 373                         | 22 528                    | 12 747                | 8 501   | 427         | 2 171              |
| Wayne County          | 05                     | 19 923   | 112 501                        | 48 171                    | 23 221                | 38 314  | 462         | 2 332              |
| Webster County        | 01                     | 14 120   | 80 112                         | 37 109                    | 24 818                | 9 789   | 6 099       | 2 297              |
| Whitley County        | 05                     | 35 865   | 260 272                        | 130 005                   | 57 004                | 58 263  | 7 036       | 7 965              |
| Wolfe County          | 05                     | 7 065  | 52 741                         | 21 388                    | 8 102                 | 20 881  | 521         | 1 849              |
| Woodford County       | 06                     | 23 208   | 68 502                         | 43 247                    | 12 679                | 8 833   | 1 176       | 2 568              |
| State undistributed   |                        |  | 1 003 647                      | 4 872                     | 839 244               | 159 532 | -           | -                  |
| <b>Louisiana</b>      |                        |  |                                |                           |                       |         |             |                    |
| Acadia Parish         | 07                     | 58 861   | 346 257                        | 118 836                   | 118 943               | 89 334  | 12 160      | 6 985              |
| Allen Parish          | 07                     | 25 440   | 164 330                        | 49 228                    | 42 544                | 29 705  | 11 654      | 31 200             |
| Ascension Parish      | 03 04                  | 76 627   | 235 866                        | 109 591                   | 73 259                | 39 372  | 5 030       | 8 615              |
| Assumption Parish     | 03                     | 23 388   | 109 049                        | 42 926                    | 30 592                | 32 107  | 503         | 2 921              |
| Avoyelles Parish      | 06                     | 41 481   | 262 206                        | 91 126                    | 78 044                | 79 549  | 7 489       | 5 998              |
| Beauregard Parish     | 07                     | 32 986   | 152 146                        | 80 334                    | 34 835                | 29 109  | 1 334       | 6 532              |
| Bienville Parish      | 05                     | 15 752   | 101 646                        | 40 340                    | 27 165                | 30 268  | 1 009       | 2 863              |
| Bossier Parish        | 05                     | 98 310   | 743 560                        | 287 395                   | 82 901                | 61 004  | 46 590      | 265 670            |
| Caddo Parish          | 04 05                  | 252 161  | 1 336 317                      | 532 430                   | 350 910               | 276 223 | 54 966      | 121 788            |
| Calcasieu Parish      | 07                     | 183 577  | 803 676                        | 380 704                   | 234 206               | 128 155 | 24 239      | 36 371             |
| Caldwell Parish       | 05                     | 10 560   | 68 921                         | 24 094                    | 24 442                | 18 386  | 371         | 1 628              |
| Cameron Parish        | 07                     | 9 991  | 48 260                         | 11 995                    | 15 093                | 5 457   | 13 815      | 1 900              |
| Catahoula Parish      | 06                     | 10 920   | 89 566                         | 25 807                    | 36 209                | 24 623  | 496         | 2 431              |
| Claiborne Parish      | 05                     | 16 851   | 93 895                         | 37 057                    | 22 563                | 27 081  | 4 757       | 2 436              |
| Concordia Parish      | 06                     | 20 247   | 143 139                        | 46 522                    | 45 911                | 43 262  | 3 561       | 3 883              |

See footnotes at end of table.

Table 15. Federal Government Expenditure, by State and County Area: Fiscal Year 2001—Con.

[Thousand dollars]

| State and county area         | Congressional district | United States resident population <sup>1</sup> | Federal government expenditure |                           |                       |           |             |                    |  |
|-------------------------------|------------------------|--|--------------------------------|---------------------------|-----------------------|-----------|-------------|--------------------|--|
|                               |                        |  | Total                          | Retirement and Disability | Other Direct Payments | Grants    | Procurement | Salaries and Wages |  |
| Louisiana—Con.                |                        |  |                                |                           |                       |           |             |                    |  |
| De Soto Parish .....          | 04                     | 25 494   | 135 164                        | 56 962                    | 36 063                | 36 814    | 1 534       | 3 791              |  |
| East Baton Rouge Parish ..... | 04 06                  | 412 852  | 2 850 251                      | 761 356                   | 493 364               | 1 230 961 | 230 597     | 133 973            |  |
| East Carroll Parish .....     | 05                     | 9 421  | 95 869                         | 16 975                    | 43 101                | 29 742    | 4 724       | 1 327              |  |
| East Feliciana Parish .....   | 06                     | 21 360   | 101 604                        | 36 063                    | 28 163                | 33 485    | 625         | 3 268              |  |
| Evangeline Parish .....       | 04 07                  | 35 434   | 249 566                        | 78 773                    | 78 433                | 87 855    | 974         | 3 532              |  |
| Franklin Parish .....         | 06                     | 21 263   | 164 874                        | 44 187                    | 60 916                | 55 104    | 665         | 4 001              |  |
| Grant Parish .....            | 06                     | 18 698   | 121 033                        | 44 919                    | 26 466                | 24 107    | 7 447       | 18 094             |  |
| Iberia Parish .....           | 03                     | 73 266   | 331 497                        | 143 234                   | 78 827                | 89 750    | 11 496      | 8 189              |  |
| Iberville Parish .....        | 03 04                  | 33 320   | 186 333                        | 62 093                    | 51 607                | 60 267    | 6 122       | 6 122              |  |
| Jackson Parish .....          | 05                     | 15 397   | 99 794                         | 38 477                    | 28 256                | 28 552    | 549         | 3 961              |  |
| Jefferson Parish .....        | 01 02 03               | 455 466  | 2 086 465                      | 871 095                   | 576 980               | 231 950   | 306 985     | 99 456             |  |
| Jefferson Davis Parish .....  | 07                     | 31 435   | 206 271                        | 65 479                    | 78 495                | 55 895    | 1 903       | 4 499              |  |
| Lafayette Parish .....        | 04 07                  | 190 503  | 726 662                        | 303 542                   | 187 017               | 144 466   | 35 263      | 56 373             |  |
| Lafourche Parish .....        | 03                     | 89 974   | 384 535                        | 165 958                   | 109 419               | 62 036    | 36 855      | 10 267             |  |
| La Salle Parish .....         | 06                     | 14 282   | 76 005                         | 33 444                    | 24 431                | 15 603    | 321         | 2 207              |  |
| Lincoln Parish .....          | 05                     | 42 509   | 182 822                        | 67 162                    | 58 757                | 47 415    | 2 544       | 6 944              |  |
| Livingston Parish .....       | 06                     | 91 814   | 282 508                        | 141 879                   | 80 539                | 50 460    | 1 844       | 7 785              |  |
| Madison Parish .....          | 06                     | 13 728   | 132 122                        | 23 760                    | 52 169                | 47 042    | 6 844       | 2 307              |  |
| Morehouse Parish .....        | 05                     | 31 021   | 245 874                        | 73 147                    | 102 146               | 64 947    | 1 644       | 3 990              |  |
| Natchitoches Parish .....     | 04 06                  | 39 080   | 237 478                        | 74 793                    | 68 899                | 75 884    | 7 629       | 10 273             |  |
| Orleans Parish .....          | 01 02                  | 484 674  | 5 039 842                      | 1 118 553                 | 966 670               | 1 016 311 | 1 211 000   | 727 307            |  |
| Ouachita Parish .....         | 05                     | 147 250  | 680 283                        | 277 469                   | 215 123               | 147 865   | 10 780      | 29 047             |  |
| Plaquemines Parish .....      | 03                     | 26 757   | 218 595                        | 47 871                    | 27 134                | 17 189    | 97 929      | 28 472             |  |
| Pointe Coupee Parish .....    | 04 06                  | 22 763   | 123 274                        | 43 507                    | 35 859                | 39 372    | 1 210       | 3 326              |  |
| Rapides Parish .....          | 04 06                  | 126 337  | 813 018                        | 320 900                   | 182 714               | 172 754   | 35 031      | 101 620            |  |
| Red River Parish .....        | 04 05                  | 9 622  | 62 737                         | 20 714                    | 19 913                | 19 936    | 414         | 1 761              |  |
| Richland Parish .....         | 05                     | 20 981   | 155 647                        | 44 048                    | 58 038                | 47 055    | 824         | 5 683              |  |
| Sabine Parish .....           | 04                     | 23 459   | 139 049                        | 63 368                    | 31 602                | 39 717    | 1 379       | 2 984              |  |
| St. Bernard Parish .....      | 03                     | 67 229   | 313 482                        | 157 230                   | 104 742               | 32 448    | 12 219      | 6 843              |  |
| St. Charles Parish .....      | 03                     | 48 072   | 212 000                        | 76 806                    | 42 866                | 22 956    | 60 744      | 8 627              |  |
| St. Helena Parish .....       | 06                     | 10 525   | 43 775                         | 12 876                    | 12 731                | 17 186    | 168         | 813                |  |
| St. James Parish .....        | 03                     | 21 216   | 111 726                        | 40 579                    | 29 703                | 19 859    | 17 806      | 3 779              |  |
| St. John the Baptist Ps ..... | 03                     | 43 044   | 195 644                        | 71 387                    | 41 544                | 31 939    | 46 058      | 4 717              |  |
| St. Landry Parish .....       | 04 07                  | 87 700   | 549 452                        | 195 441                   | 146 264               | 194 248   | 2 301       | 11 198             |  |
| St. Martin Parish .....       | 03 04                  | 48 583   | 204 465                        | 77 275                    | 48 525                | 59 247    | 13 337      | 5 332              |  |
| St. Mary Parish .....         | 03                     | 53 500   | 278 279                        | 115 094                   | 66 325                | 67 442    | 19 490      | 9 928              |  |
| St. Tammany Parish .....      | 01                     | 191 268  | 687 806                        | 378 127                   | 185 380               | 68 293    | 20 142      | 35 865             |  |
| Tangipahoa Parish .....       | 01                     | 100 588  | 519 805                        | 196 713                   | 152 421               | 140 250   | 13 051      | 17 369             |  |
| Tensas Parish .....           | 06                     | 6 618  | 71 718                         | 14 087                    | 35 195                | 21 197    | 309         | 931                |  |
| Terrebonne Parish .....       | 03                     | 104 503  | 431 040                        | 215 017                   | 108 749               | 80 568    | 4 132       | 22 574             |  |
| Union Parish .....            | 05                     | 22 803   | 117 987                        | 50 297                    | 33 448                | 28 382    | 791         | 5 068              |  |
| Vermilion Parish .....        | 07                     | 53 807   | 284 177                        | 106 348                   | 109 787               | 52 039    | 7 962       | 8 040              |  |
| Vernon Parish .....           | 07                     | 52 531   | 683 754                        | 112 344                   | 42 328                | 38 861    | 136 076     | 354 145            |  |
| Washington Parish .....       | 01                     | 43 926   | 294 908                        | 115 611                   | 95 574                | 72 620    | 4 209       | 6 894              |  |
| Webster Parish .....          | 05                     | 41 831   | 247 056                        | 113 057                   | 66 564                | 59 455    | 1 937       | 6 043              |  |
| West Baton Rouge Parish ..... | 04                     | 21 601   | 130 845                        | 37 156                    | 26 566                | 17 176    | 46 867      | 3 079              |  |
| West Carroll Parish .....     | 05                     | 12 314   | 89 848                         | 26 460                    | 34 852                | 25 741    | 427         | 2 368              |  |
| West Feliciana Parish .....   | 06                     | 15 111   | 38 615                         | 14 232                    | 10 091                | 10 227    | 3 002       | 1 062              |  |
| Winn Parish .....             | 06                     | 16 894   | 87 496                         | 34 666                    | 25 737                | 22 673    | 1 025       | 3 395              |  |
| State undistributed .....     |                        |  | 1 394 567                      | 12 435                    | 1 179 187             | 202 945   | —           | —                  |  |
| Maine .....                   |                        | 1 274 923                                      | 8 180 498                      | 3 195 416                 | 1 598 475             | 1 904 678 | 674 364     | 807 566            |  |
| Androscoggin County .....     | 02                     | 103 793  | 536 841                        | 250 093                   | 133 743               | 124 624   | 6 327       | 22 054             |  |
| Aroostook County .....        | 02                     | 73 938   | 528 898                        | 214 710                   | 101 123               | 147 607   | 28 989      | 36 469             |  |
| Cumberland County .....       | 01                     | 265 612  | 1 488 771                      | 590 105                   | 284 968               | 227 192   | 145 010     | 241 497            |  |
| Franklin County .....         | 02                     | 29 467   | 171 344                        | 69 792                    | 33 777                | 31 088    | 31 689      | 4 997              |  |
| Hancock County .....          | 02                     | 51 791   | 320 166                        | 131 743                   | 50 488                | 96 892    | 15 361      | 25 682             |  |
| Kennebec County .....         | 01 02                  | 117 114  | 1 063 890                      | 320 124                   | 128 415               | 522 320   | 9 798       | 83 233             |  |
| Knox County .....             | 01                     | 39 618   | 206 610                        | 102 016                   | 40 506                | 52 265    | 3 431       | 8 392              |  |
| Lincoln County .....          | 01                     | 33 616   | 166 981                        | 94 208                    | 31 694                | 30 298    | 4 098       | 6 682              |  |
| Oxford County .....           | 02                     | 54 755   | 272 874                        | 141 409                   | 59 874                | 58 141    | 3 824       | 9 627              |  |
| Penobscot County .....        | 02                     | 144 919  | 863 713                        | 357 222                   | 161 397               | 213 051   | 38 583      | 93 460             |  |
| Piscataquis County .....      | 02                     | 17 235   | 101 859                        | 54 652                    | 20 021                | 22 799    | 984         | 3 403              |  |
| Sagadahoc County .....        | 01                     | 35 214   | 399 980                        | 88 236                    | 23 523                | 21 795    | 238 765     | 27 662             |  |
| Somerset County .....         | 02                     | 50 888   | 261 798                        | 127 115                   | 48 219                | 72 646    | 3 730       | 10 089             |  |
| Waldo County .....            | 02                     | 36 280   | 223 345                        | 84 427                    | 30 630                | 48 475    | 53 185      | 6 628              |  |
| Washington County .....       | 02                     | 33 941   | 259 576                        | 97 620                    | 48 393                | 75 688    | 22 861      | 15 013             |  |
| York County .....             | 01                     | 186 742  | 1 004 057                      | 458 161                   | 163 078               | 102 412   | 67 730      | 212 676            |  |
| State undistributed .....     |                        |  | 309 795                        | 13 783                    | 238 628               | 57 385    | —           | —                  |  |
| Maryland .....                |                        | 5 296 486                                      | 48 163 883                     | 12 377 877                | 8 541 816             | 7 586 493 | 10 736 254  | 8 921 443          |  |
| Allegany County .....         | 06                     | 74 930   | 507 882                        | 220 227                   | 136 141               | 108 338   | 11 425      | 31 751             |  |
| Anne Arundel County .....     | 01 02 03 05            | 489 656  | 3 730 860                      | 1 265 577                 | 420 804               | 379 164   | 854 605     | 810 710            |  |
| Baltimore County .....        | 02 03 07               | 754 292  | 4 444 899                      | 1 779 974                 | 869 241               | 361 871   | 534 254     | 899 558            |  |
| Baltimore city area .....     | 01 03 07               | 651 154  | 8 338 585                      | 1 590 296                 | 1 534 432             | 3 370 145 | 1 078 783   | 764 929            |  |
| Calvert County .....          | 05                     | 74 563   | 260 974                        | 170 290                   | 44 337                | 33 206    | 6 535       | 6 606              |  |
| Caroline County .....         | 01                     | 29 772   | 148 755                        | 66 728                    | 41 361                | 32 551    | 3 595       | 4 521              |  |
| Carroll County .....          | 06                     | 150 897  | 563 447                        | 321 778                   | 132 982               | 47 096    | 43 435      | 18 157             |  |
| Cecil County .....            | 01                     | 85 951   | 390 336                        | 182 260                   | 74 491                | 37 976    | 29 040      | 66 569             |  |
| Charles County .....          | 05                     | 120 546  | 626 946                        | 303 708                   | 88 920                | 58 373    | 40 472      | 135 474            |  |
| Dorchester County .....       | 01                     | 30 674   | 216 631                        | 77 050                    | 54 846                | 53 907    | 21 572      | 9 257              |  |
| Frederick County .....        | 06                     | 195 277  | 1 057 821                      | 381 905                   | 117 051               | 93 323    | 271 422     | 194 120            |  |
| Garrett County .....          | 06                     | 29 846   | 140 640                        | 67 560                    | 33 030                | 32 523    | 2 562       | 4 965              |  |
| Harford County .....          | 02                     | 218 590  | 1 420 623                      | 481 796                   | 178 404               | 73 307    | 327 880     | 359 236            |  |
| Howard County .....           | 03 06                  | 247 842  | 909 267                        | 377 640                   | 112 303               | 79 008    | 291 980     | 48 306             |  |
| Kent County .....             | 01                     | 19 197   | 140 482                        | 64 915                    | 39 245                | 17 117    | 14 751      | 4 455              |  |
| Montgomery County .....       | 04 08                  | 873 341  | 10 626 576                     | 2 023 885                 | 702 083               | 857 456   | 3 941 614   | 3 101 538          |  |
| Prince George's County .....  | 04 05                  | 801 515  | 7 960 172                      | 1 872 303                 | 630 166               | 1 369 851 | 2 219 721   | 1 868 131          |  |
| Queen Anne's County .....     | 01                     | 40 563   | 167 315                        | 84 674                    | 41 648                | 23 041    | 13 095      | 4 857              |  |
| St. Mary's County .....       | 05                     | 86 211   | 1 711 903                      | 217 523                   | 62 886                | 66 355    | 855 918     | 509 222            |  |
| Somerset County .....         | 01                     | 24 747   | 140 788                        | 52 349                    | 34 434                | 48 424    | 1 290       | 4 291              |  |

See footnotes at end of table.

Table 15. Federal Government Expenditure, by State and County Area: Fiscal Year 2001—Con.

[Thousand dollars]

| State and county area       | Congressional district | United States resident population <sup>1</sup> | Federal government expenditure |                           |                       |            |             |                    |  |
|-----------------------------|------------------------|--|--------------------------------|---------------------------|-----------------------|------------|-------------|--------------------|--|
|                             |                        |  | Total                          | Retirement and Disability | Other Direct Payments | Grants     | Procurement | Salaries and Wages |  |
| Maryland—Con.               |                        |  |                                |                           |                       |            |             |                    |  |
| Talbot County .....         | 01                     | 33 812   | 247 092                        | 108 916                   | 51 025                | 24 582     | 46 173      | 16 397             |  |
| Washington County .....     | 06                     | 131 923  | 575 477                        | 307 813                   | 130 396               | 92 283     | 15 939      | 29 044             |  |
| Wicomico County .....       | 01                     | 84 644   | 384 781                        | 173 056                   | 87 306                | 81 583     | 23 662      | 19 173             |  |
| Worcester County .....      | 01                     | 46 543   | 364 096                        | 158 555                   | 56 630                | 52 201     | 86 532      | 10 177             |  |
| State undistributed .....   |                        |  | 3 087 535                      | 27 101                    | 2 867 653             | 192 781    | —           | —                  |  |
| Massachusetts .....         |                        | 6 349 097                                      | 44 178 642                     | 13 327 979                | 11 067 068            | 9 718 300  | 6 850 835   | 3 214 460          |  |
| Barnstable County .....     | 10                     | 222 230  | 1 559 808                      | 773 078                   | 367 804               | 179 733    | 108 529     | 130 665            |  |
| Berkshire County .....      | 01                     | 134 953  | 952 671                        | 347 417                   | 220 901               | 135 901    | 208 104     | 40 347             |  |
| Bristol County .....        | 03 04 09               | 534 678  | 3 408 246                      | 1 144 490                 | 743 750               | 634 948    | 787 530     | 97 528             |  |
| Dukes County .....          | 10                     | 14 987   | 63 035                         | 32 859                    | 17 705                | 8 046      | 975         | 3 450              |  |
| Essex County .....          | 05 06                  | 723 419  | 4 534 119                      | 1 536 974                 | 977 688               | 572 562    | 1 218 478   | 228 417            |  |
| Franklin County .....       | 01                     | 71 535   | 324 330                        | 154 511                   | 87 988                | 61 773     | 6 824       | 13 234             |  |
| Hampden County .....        | 01 02                  | 456 228  | 2 804 516                      | 1 069 757                 | 659 138               | 548 097    | 149 228     | 378 297            |  |
| Hampshire County .....      | 01 02                  | 152 251  | 679 583                        | 275 584                   | 154 845               | 136 385    | 40 846      | 71 923             |  |
| Middlesex County .....      | 2                      | 1 465 396                                      | 10 578 879                     | 2 766 164                 | 1 900 234             | 2 081 772  | 3 027 072   | 803 616            |  |
| Nantucket County .....      | 10                     | 9 520  | 33 442                         | 15 453                    | 8 175                 | 4 702      | 1 275       | 3 837              |  |
| Norfolk County .....        | 2                      | 650 308  | 3 118 776                      | 1 082 934                 | 979 210               | 302 789    | 623 425     | 130 417            |  |
| Plymouth County .....       | 04 09 10               | 472 822  | 1 997 863                      | 938 844                   | 520 643               | 311 893    | 68 230      | 158 252            |  |
| Suffolk County .....        | 07 08 09               | 689 807  | 8 630 722                      | 1 647 070                 | 1 780 952             | 3 837 016  | 415 198     | 950 487            |  |
| Worcester County .....      | 01 02 03 05            | 750 963  | 3 604 893                      | 1 522 415                 | 960 211               | 723 176    | 195 101     | 203 990            |  |
| State undistributed .....   |                        |  | 1 887 759                      | 20 428                    | 1 687 824             | 179 506    | —           | —                  |  |
| Michigan .....              |                        | 9 938 444                                      | 51 632 490                     | 20 846 261                | 13 371 252            | 10 886 636 | 3 378 319   | 3 150 022          |  |
| Alcona County .....         | 05                     | 11 719   | 84 203                         | 46 254                    | 16 127                | 18 755     | 771         | 2 297              |  |
| Alger County .....          | 01                     | 9 862  | 56 780                         | 28 629                    | 12 517                | 11 054     | 755         | 3 825              |  |
| Allegan County .....        | 02 06                  | 105 665  | 413 892                        | 161 789                   | 75 533                | 162 303    | 3 841       | 10 425             |  |
| Alpena County .....         | 01                     | 31 314   | 188 621                        | 95 922                    | 41 382                | 35 762     | 6 386       | 9 168              |  |
| Antrim County .....         | 01                     | 23 110   | 106 273                        | 58 786                    | 22 079                | 13 840     | 8 086       | 3 482              |  |
| Arenac County .....         | 05                     | 17 269   | 108 650                        | 52 151                    | 26 604                | 25 167     | 1 916       | 2 812              |  |
| Baraga County .....         | 01                     | 8 746  | 48 796                         | 23 295                    | 9 848                 | 12 954     | 608         | 2 091              |  |
| Barry County .....          | 02 03 07               | 56 755   | 166 020                        | 96 801                    | 39 546                | 20 784     | 2 856       | 6 033              |  |
| Bay County .....            | 05                     | 110 157  | 507 529                        | 256 168                   | 138 032               | 89 833     | 6 657       | 16 840             |  |
| Benzie County .....         | 01                     | 15 998   | 77 381                         | 43 646                    | 13 043                | 13 967     | 4 089       | 2 635              |  |
| Berrien County .....        | 06                     | 162 453  | 821 133                        | 400 428                   | 189 177               | 191 326    | 15 543      | 24 659             |  |
| Branch County .....         | 07                     | 45 787   | 178 760                        | 91 744                    | 52 585                | 27 660     | 1 372       | 5 400              |  |
| Calhoun County .....        | 07                     | 137 985  | 849 380                        | 353 335                   | 163 853               | 139 150    | 48 601      | 144 442            |  |
| Cass County .....           | 06                     | 51 104   | 191 511                        | 96 308                    | 55 170                | 33 204     | 1 644       | 5 185              |  |
| Charlevoix County .....     | 01                     | 26 090   | 106 728                        | 60 190                    | 20 204                | 12 399     | 8 400       | 5 535              |  |
| Cheboygan County .....      | 01                     | 26 448   | 120 257                        | 66 811                    | 25 957                | 19 395     | 1 411       | 6 683              |  |
| Chippewa County .....       | 01                     | 38 543   | 221 991                        | 87 986                    | 41 937                | 58 751     | 14 027      | 19 289             |  |
| Clare County .....          | 04                     | 31 252   | 176 352                        | 97 389                    | 43 071                | 31 284     | 1 014       | 3 593              |  |
| Clinton County .....        | 04                     | 64 753   | 180 095                        | 90 343                    | 47 254                | 14 579     | 2 036       | 25 885             |  |
| Crawford County .....       | 01 04                  | 14 273   | 66 329                         | 35 110                    | 13 236                | 7 430      | 1 721       | 8 831              |  |
| Delta County .....          | 01                     | 38 520   | 206 341                        | 109 988                   | 44 371                | 35 805     | 4 345       | 11 832             |  |
| Dickinson County .....      | 01                     | 27 472   | 164 236                        | 77 842                    | 25 275                | 13 833     | 16 743      | 30 543             |  |
| Eaton County .....          | 07                     | 103 655  | 469 390                        | 145 318                   | 76 953                | 221 578    | 2 251       | 23 291             |  |
| Emmet County .....          | 01                     | 31 437   | 125 405                        | 70 254                    | 28 798                | 19 310     | 1 357       | 5 687              |  |
| Genesee County .....        | 05 08 09               | 436 141  | 2 077 542                      | 971 425                   | 565 275               | 417 987    | 35 748      | 87 108             |  |
| Gladwin County .....        | 04                     | 26 023   | 137 311                        | 80 257                    | 34 082                | 18 750     | 1 158       | 3 064              |  |
| Gogebic County .....        | 01                     | 17 370   | 119 251                        | 60 938                    | 26 507                | 21 732     | 1 793       | 8 280              |  |
| Grand Traverse County ..... | 01                     | 77 654   | 360 481                        | 182 194                   | 66 931                | 59 031     | 19 088      | 33 236             |  |
| Gratiot County .....        | 04                     | 42 285   | 203 253                        | 89 381                    | 56 238                | 48 212     | 2 769       | 6 654              |  |
| Hillsdale County .....      | 07                     | 46 527   | 191 083                        | 97 321                    | 51 699                | 33 937     | 1 792       | 6 334              |  |
| Houghton County .....       | 01                     | 36 016   | 188 321                        | 83 147                    | 41 550                | 48 043     | 4 965       | 10 616             |  |
| Huron County .....          | 05                     | 36 079   | 199 057                        | 97 608                    | 61 958                | 31 667     | 1 730       | 6 095              |  |
| Ingham County .....         | 08                     | 279 320  | 3 311 814                      | 746 820                   | 361 641               | 1 990 223  | 93 752      | 119 379            |  |
| Ionia County .....          | 03                     | 61 518   | 195 114                        | 96 781                    | 55 533                | 33 500     | 2 673       | 6 627              |  |
| Iosco County .....          | 05                     | 27 339   | 168 158                        | 103 989                   | 37 625                | 16 724     | 3 745       | 6 074              |  |
| Iron County .....           | 01                     | 13 138   | 83 102                         | 46 971                    | 19 384                | 13 080     | 634         | 3 032              |  |
| Isabella County .....       | 04                     | 63 351   | 195 161                        | 89 401                    | 55 257                | 40 457     | 1 770       | 8 275              |  |
| Jackson County .....        | 07                     | 158 422  | 663 571                        | 343 520                   | 164 086               | 110 086    | 18 333      | 27 545             |  |
| Kalamazoo County .....      | 06                     | 238 603  | 950 084                        | 447 818                   | 219 231               | 183 229    | 24 271      | 75 536             |  |
| Kalkaska County .....       | 01                     | 16 571   | 58 393                         | 32 406                    | 12 886                | 10 888     | 473         | 1 740              |  |
| Kent County .....           | 03                     | 574 335  | 2 166 923                      | 984 594                   | 430 738               | 437 392    | 133 536     | 180 662            |  |
| Keweenaw County .....       | 01                     | 2 301  | 14 892                         | 7 839                     | 3 933                 | 2 561      | 61          | 497                |  |
| Lake County .....           | 02                     | 11 333   | 67 412                         | 36 283                    | 15 339                | 12 572     | 566         | 2 652              |  |
| Lapeer County .....         | 05 09                  | 87 904   | 247 442                        | 135 563                   | 60 580                | 38 538     | 3 001       | 9 759              |  |
| Leelanau County .....       | 01                     | 21 119   | 75 456                         | 43 186                    | 17 482                | 7 095      | 2 016       | 5 677              |  |
| Lenawee County .....        | 07                     | 98 890   | 400 457                        | 209 305                   | 115 406               | 58 750     | 3 916       | 13 079             |  |
| Livingston County .....     | 08                     | 156 951  | 328 442                        | 196 760                   | 74 691                | 33 275     | 7 659       | 16 058             |  |
| Luce County .....           | 01                     | 7 024  | 40 297                         | 17 695                    | 9 066                 | 11 808     | 606         | 1 123              |  |
| Mackinac County .....       | 01                     | 11 943   | 63 557                         | 32 069                    | 12 311                | 11 974     | 2 657       | 4 546              |  |
| Macomb County .....         | 10 12                  | 788 149  | 4 889 255                      | 1 674 206                 | 886 861               | 263 362    | 1 719 350   | 345 476            |  |
| Manistee County .....       | 02                     | 24 527   | 123 457                        | 70 151                    | 29 236                | 16 384     | 1 883       | 5 803              |  |
| Marquette County .....      | 01                     | 64 634   | 302 533                        | 161 606                   | 69 309                | 46 869     | 6 348       | 18 402             |  |
| Mason County .....          | 02                     | 28 274   | 137 404                        | 74 473                    | 29 738                | 22 248     | 5 370       | 5 574              |  |
| Mecosta County .....        | 04                     | 40 553   | 156 694                        | 86 292                    | 40 485                | 22 588     | 1 418       | 5 911              |  |
| Menominee County .....      | 01                     | 25 326   | 110 785                        | 61 292                    | 25 911                | 18 090     | 1 113       | 4 379              |  |
| Midland County .....        | 04                     | 82 874   | 276 791                        | 157 790                   | 64 122                | 41 990     | 2 862       | 10 027             |  |
| Missaukee County .....      | 04                     | 14 478   | 53 639                         | 30 348                    | 12 586                | 7 943      | 947         | 1 817              |  |
| Monroe County .....         | 16                     | 145 945  | 506 385                        | 281 736                   | 137 672               | 67 091     | 5 651       | 14 235             |  |
| Montcalm County .....       | 04                     | 61 266   | 253 800                        | 133 195                   | 62 431                | 47 042     | 2 139       | 8 992              |  |
| Montmorency County .....    | 01                     | 10 315   | 70 361                         | 43 395                    | 16 984                | 8 445      | 259         | 1 277              |  |
| Muskegon County .....       | 02                     | 170 200  | 837 035                        | 393 775                   | 158 610               | 158 882    | 101 219     | 24 549             |  |
| Newaygo County .....        | 02                     | 47 874   | 171 740                        | 93 702                    | 36 392                | 33 857     | 2 626       | 5 162              |  |
| Oakland County .....        | 08 09 11 12            | 1 194 156                                      | 4 473 101                      | 2 293 682                 | 1 169 853             | 536 385    | 177 006     | 296 174            |  |
| Oceana County .....         | 02                     | 26 873   | 120 983                        | 63 982                    | 24 603                | 12 827     | 10 624      | 3 947              |  |
| Ogemaw County .....         | 04                     | 21 645   | 110 210                        | 62 745                    | 26 855                | 16 688     | 676         | 3 245              |  |

See footnotes at end of table.

Table 15. Federal Government Expenditure, by State and County Area: Fiscal Year 2001—Con.

[Thousand dollars]

| State and county area          | Congressional district | United States resident population <sup>1</sup> | Federal government expenditure |                           |                       |           |             |                    |  |
|--------------------------------|------------------------|--|--------------------------------|---------------------------|-----------------------|-----------|-------------|--------------------|--|
|                                |                        |  | Total                          | Retirement and Disability | Other Direct Payments | Grants    | Procurement | Salaries and Wages |  |
| Michigan—Con.                  |                        |  |                                |                           |                       |           |             |                    |  |
| Ontonagon County .....         | 01                     | 7 818  | 62 860                         | 27 345                    | 10 875                | 9 897     | 11 896      | 2 848              |  |
| Osceola County .....           | 04                     | 23 197   | 113 590                        | 61 873                    | 23 623                | 23 205    | 1 514       | 3 374              |  |
| Oscoda County .....            | 04                     | 9 418  | 42 572                         | 24 885                    | 10 237                | 4 992     | 364         | 2 094              |  |
| Otsego County .....            | 01                     | 23 301   | 101 583                        | 54 678                    | 18 036                | 13 951    | 2 582       | 12 337             |  |
| Ottawa County .....            | 02                     | 238 314  | 707 331                        | 379 352                   | 130 180               | 61 665    | 104 930     | 31 204             |  |
| Presque Isle County .....      | 01                     | 14 411   | 85 544                         | 49 402                    | 18 422                | 13 725    | 1 143       | 2 853              |  |
| Roscommon County .....         | 04                     | 25 469   | 160 336                        | 99 930                    | 42 727                | 15 037    | 564         | 2 077              |  |
| Saginaw County .....           | 04 05                  | 210 039  | 1 057 011                      | 500 367                   | 244 614               | 209 425   | 23 575      | 79 029             |  |
| St. Clair County .....         | 10                     | 164 235  | 587 429                        | 278 974                   | 152 675               | 105 335   | 21 694      | 28 750             |  |
| St. Joseph County .....        | 06                     | 62 422   | 246 419                        | 126 301                   | 68 977                | 38 420    | 4 745       | 7 977              |  |
| Sanilac County .....           | 05                     | 44 547   | 219 808                        | 100 001                   | 72 292                | 35 678    | 4 991       | 6 846              |  |
| Schoolcraft County .....       | 01                     | 8 903  | 59 665                         | 26 943                    | 11 774                | 13 217    | 4 696       | 3 035              |  |
| Shiawassee County .....        | 04 08                  | 71 687   | 286 577                        | 152 689                   | 80 746                | 41 243    | 3 058       | 8 841              |  |
| Tuscola County .....           | 05                     | 58 266   | 251 872                        | 128 559                   | 68 872                | 40 010    | 6 286       | 8 145              |  |
| Van Buren County .....         | 06                     | 76 263   | 345 439                        | 160 191                   | 74 730                | 80 138    | 20 552      | 9 828              |  |
| Washtenaw County .....         | 07 08 13               | 322 895  | 1 665 628                      | 470 518                   | 276 305               | 642 272   | 107 194     | 169 340            |  |
| Wayne County .....             | 2                      | 2 061 162                                      | 12 070 178                     | 4 550 806                 | 3 091 719             | 2 990 829 | 452 655     | 984 168            |  |
| Wexford County .....           | 02                     | 30 484   | 195 219                        | 74 476                    | 28 207                | 43 091    | 41 249      | 8 196              |  |
| State undistributed .....      |                        |  | 2 636 630                      | 16 839                    | 2 362 616             | 257 175   | —           | —                  |  |
| Minnesota .....                |                        | 4 919 479                                      | 24 935 394                     | 8 969 486                 | 6 752 210             | 5 260 420 | 2 049 222   | 1 904 057          |  |
| Aitkin County .....            | 08                     | 15 301   | 99 053                         | 48 861                    | 17 178                | 29 237    | 1 049       | 2 728              |  |
| Anoka County .....             | 06                     | 298 084  | 538 589                        | 312 291                   | 106 180               | 99 243    | 6 818       | 14 056             |  |
| Becker County .....            | 07                     | 30 000   | 178 874                        | 68 795                    | 49 560                | 46 662    | 2 602       | 11 256             |  |
| Beltrami County .....          | 07                     | 39 650   | 218 196                        | 77 943                    | 48 145                | 72 952    | 2 569       | 16 586             |  |
| Benton County .....            | 07 08                  | 34 226   | 124 067                        | 77 122                    | 23 888                | 12 064    | 555         | 3 908              |  |
| Big Stone County .....         | 02                     | 5 820  | 50 381                         | 16 124                    | 25 657                | 6 047     | 381         | 2 172              |  |
| Blue Earth County .....        | 01                     | 55 941   | 260 186                        | 108 667                   | 79 918                | 42 930    | 5 836       | 22 836             |  |
| Brown County .....             | 02                     | 26 911   | 144 342                        | 60 277                    | 54 485                | 13 725    | 11 060      | 4 795              |  |
| Carlton County .....           | 08                     | 31 671   | 153 057                        | 76 034                    | 32 058                | 38 165    | 1 538       | 5 262              |  |
| Carver County .....            | 02                     | 70 205   | 185 451                        | 72 694                    | 40 721                | 17 875    | 39 913      | 14 248             |  |
| Cass County .....              | 08                     | 27 150   | 173 834                        | 74 754                    | 33 831                | 53 226    | 1 585       | 10 438             |  |
| Chippewa County .....          | 02                     | 13 088   | 78 194                         | 27 861                    | 36 636                | 10 023    | 799         | 2 876              |  |
| Chisago County .....           | 08                     | 41 101   | 129 764                        | 74 406                    | 30 296                | 16 598    | 1 956       | 6 508              |  |
| Clay County .....              | 07                     | 51 229   | 239 202                        | 97 656                    | 87 318                | 44 562    | 2 098       | 7 568              |  |
| Clearwater County .....        | 07                     | 8 423  | 54 100                         | 18 351                    | 11 733                | 21 247    | 942         | 1 826              |  |
| Cook County .....              | 08                     | 5 168  | 30 608                         | 12 451                    | 3 749                 | 8 841     | 990         | 4 576              |  |
| Cottonwood County .....        | 02                     | 12 167   | 87 373                         | 31 291                    | 44 089                | 8 112     | 800         | 3 081              |  |
| Crow Wing County .....         | 08                     | 55 099   | 271 010                        | 147 649                   | 54 200                | 53 634    | 5 428       | 10 099             |  |
| Dakota County .....            | 01 03 04 06            | 355 904  | 890 677                        | 422 602                   | 156 250               | 64 137    | 130 739     | 116 949            |  |
| Dodge County .....             | 01                     | 17 731   | 79 910                         | 27 089                    | 33 768                | 15 968    | 625         | 2 460              |  |
| Douglas County .....           | 07                     | 32 821   | 155 202                        | 78 814                    | 39 480                | 27 619    | 2 322       | 6 967              |  |
| Faribault County .....         | 01                     | 16 181   | 117 942                        | 43 267                    | 55 309                | 15 401    | 833         | 3 132              |  |
| Fillmore County .....          | 01                     | 21 122   | 125 471                        | 48 471                    | 51 902                | 19 364    | 1 371       | 4 363              |  |
| Freeborn County .....          | 01                     | 32 584   | 194 607                        | 82 288                    | 68 003                | 33 052    | 5 680       | 5 584              |  |
| Goodhue County .....           | 01                     | 44 127   | 177 170                        | 87 571                    | 59 183                | 21 549    | 1 898       | 6 969              |  |
| Grant County .....             | 07                     | 6 289  | 56 219                         | 17 180                    | 29 002                | 8 112     | 402         | 1 522              |  |
| Hennepin County .....          | 02 03 04 05            | 1 116 200                                      | 6 546 757                      | 2 014 521                 | 1 091 239             | 1 431 957 | 1 271 276   | 737 765            |  |
| Houston County .....           | 01                     | 19 718   | 88 229                         | 41 102                    | 26 253                | 12 541    | 4 905       | 3 428              |  |
| Hubbard County .....           | 07                     | 18 376   | 90 802                         | 46 110                    | 19 952                | 20 830    | 1 624       | 2 285              |  |
| Isanti County .....            | 08                     | 31 287   | 94 265                         | 48 493                    | 24 384                | 15 602    | 1 068       | 4 717              |  |
| Itasca County .....            | 08                     | 43 992   | 234 100                        | 115 784                   | 41 323                | 55 276    | 3 719       | 17 999             |  |
| Jackson County .....           | 02                     | 11 268   | 81 950                         | 23 041                    | 45 301                | 11 325    | 412         | 1 872              |  |
| Kanabec County .....           | 08                     | 14 996   | 56 604                         | 30 963                    | 11 616                | 11 159    | 518         | 2 348              |  |
| Kandiyohi County .....         | 02                     | 41 203   | 207 274                        | 85 165                    | 63 078                | 39 050    | 8 952       | 11 030             |  |
| Kittson County .....           | 07                     | 5 285  | 67 769                         | 13 233                    | 43 112                | 7 943     | 495         | 2 985              |  |
| Koochiching County .....       | 08                     | 14 355   | 85 314                         | 40 717                    | 16 283                | 20 548    | 2 009       | 5 757              |  |
| Lac qui Parle County .....     | 02                     | 8 067  | 68 880                         | 19 444                    | 38 170                | 8 592     | 457         | 2 216              |  |
| Lake County .....              | 08                     | 11 058   | 62 873                         | 35 700                    | 9 962                 | 14 656    | 899         | 1 657              |  |
| Lake of the Woods County ..... | 07                     | 4 522  | 25 523                         | 10 786                    | 6 931                 | 6 151     | 350         | 1 305              |  |
| Le Sueur County .....          | 01 02                  | 25 426   | 108 988                        | 51 773                    | 36 928                | 15 553    | 1 102       | 3 631              |  |
| Lincoln County .....           | 02                     | 6 429  | 56 731                         | 15 668                    | 27 949                | 11 153    | 366         | 1 595              |  |
| Lyon County .....              | 02                     | 25 425   | 144 418                        | 50 671                    | 54 268                | 20 760    | 10 998      | 7 721              |  |
| McLeod County .....            | 02                     | 34 898   | 123 385                        | 62 636                    | 41 877                | 12 764    | 1 264       | 4 845              |  |
| Mahnomon County .....          | 07                     | 5 190  | 41 267                         | 12 168                    | 14 543                | 12 757    | 744         | 1 055              |  |
| Marshall County .....          | 07                     | 10 155   | 122 558                        | 23 101                    | 78 588                | 15 554    | 1 582       | 3 733              |  |
| Martin County .....            | 02                     | 21 802   | 137 780                        | 55 058                    | 63 854                | 13 386    | 1 228       | 4 253              |  |
| Meecker County .....           | 02                     | 22 644   | 100 392                        | 43 625                    | 37 987                | 13 389    | 919         | 4 471              |  |
| Mille Lacs County .....        | 08                     | 22 330   | 136 103                        | 59 168                    | 32 304                | 39 905    | 1 079       | 3 647              |  |
| Morrison County .....          | 07 08                  | 31 712   | 161 579                        | 67 539                    | 38 233                | 33 073    | 3 787       | 18 947             |  |
| Mower County .....             | 01                     | 38 603   | 221 921                        | 100 593                   | 78 422                | 30 701    | 4 065       | 8 140              |  |
| Murray County .....            | 02                     | 9 165  | 70 826                         | 21 172                    | 40 008                | 6 711     | 564         | 2 370              |  |
| Nicollet County .....          | 01 02                  | 29 771   | 94 432                         | 36 258                    | 37 654                | 16 857    | 535         | 3 128              |  |
| Nobles County .....            | 02                     | 20 832   | 118 644                        | 43 312                    | 51 664                | 17 429    | 946         | 5 293              |  |
| Norman County .....            | 07                     | 7 442  | 78 412                         | 18 801                    | 45 838                | 10 838    | 684         | 2 251              |  |
| Olmsted County .....           | 01                     | 124 277  | 544 353                        | 192 479                   | 106 563               | 180 353   | 14 782      | 50 177             |  |
| Otter Tail County .....        | 07                     | 57 159   | 302 449                        | 136 431                   | 82 387                | 58 430    | 12 459      | 12 742             |  |
| Pennington County .....        | 07                     | 13 584   | 88 683                         | 28 938                    | 32 219                | 22 805    | 754         | 3 968              |  |
| Pine County .....              | 08                     | 26 530   | 130 680                        | 59 711                    | 24 468                | 28 922    | 1 339       | 16 240             |  |
| Pipestone County .....         | 02                     | 9 895  | 71 918                         | 23 405                    | 27 054                | 17 819    | 534         | 3 106              |  |
| Polk County .....              | 07                     | 31 369   | 234 146                        | 70 508                    | 102 080               | 45 827    | 8 561       | 7 170              |  |
| Pope County .....              | 07                     | 11 236   | 70 428                         | 27 658                    | 31 242                | 8 838     | 619         | 2 071              |  |
| Ramsey County .....            | 04                     | 511 035  | 3 694 544                      | 1 144 721                 | 654 857               | 1 256 040 | 326 082     | 312 846            |  |
| Red Lake County .....          | 07                     | 4 299  | 34 688                         | 8 828                     | 17 909                | 6 475     | 274         | 1 202              |  |
| Redwood County .....           | 02                     | 16 815   | 122 307                        | 39 254                    | 55 706                | 22 394    | 940         | 4 013              |  |
| Renville County .....          | 02                     | 17 154   | 120 343                        | 37 586                    | 63 182                | 14 776    | 897         | 3 903              |  |
| Rice County .....              | 01                     | 56 665   | 189 251                        | 92 729                    | 52 644                | 32 969    | 2 212       | 8 696              |  |
| Rock County .....              | 02                     | 9 721  | 65 489                         | 22 833                    | 32 818                | 7 474     | 412         | 1 952              |  |
| Roseau County .....            | 07                     | 16 338   | 89 728                         | 25 661                    | 44 517                | 15 443    | 655         | 3 451              |  |
| St. Louis County .....         | 08                     | 200 528  | 1 158 211                      | 514 303                   | 227 372               | 264 558   | 29 190      | 122 788            |  |
| Scott County .....             | 01 02 03               | 89 498   | 161 749                        | 83 305                    | 37 695                | 19 364    | 5 582       | 15 804             |  |

See footnotes at end of table.

Table 15. Federal Government Expenditure, by State and County Area: Fiscal Year 2001—Con.

[Thousand dollars]

| State and county area        | Congressional district | United States resident population <sup>1</sup> | Federal government expenditure |                           |                       |           |             |                    |  |
|------------------------------|------------------------|--|--------------------------------|---------------------------|-----------------------|-----------|-------------|--------------------|--|
|                              |                        |  | Total                          | Retirement and Disability | Other Direct Payments | Grants    | Procurement | Salaries and Wages |  |
| Minnesota—Con.               |                        |  |                                |                           |                       |           |             |                    |  |
| Sherburne County .....       | 07 08                  | 64 417   | 137 965                        | 74 622                    | 24 295                | 26 084    | 2 013       | 10 951             |  |
| Sibley County .....          | 02                     | 15 356   | 75 845                         | 27 511                    | 37 979                | 7 251     | 605         | 2 499              |  |
| Stearns County .....         | 02 07                  | 133 166  | 508 853                        | 209 212                   | 122 419               | 84 419    | 18 960      | 73 845             |  |
| Steele County .....          | 01                     | 33 680   | 129 167                        | 59 975                    | 44 848                | 12 152    | 7 586       | 4 606              |  |
| Stevens County .....         | 07                     | 10 053   | 75 249                         | 19 483                    | 41 154                | 9 493     | 577         | 4 543              |  |
| Swift County .....           | 02                     | 11 956   | 82 470                         | 25 098                    | 42 088                | 11 466    | 741         | 3 078              |  |
| Todd County .....            | 07                     | 24 426   | 116 536                        | 49 865                    | 30 617                | 30 635    | 966         | 4 454              |  |
| Traverse County .....        | 07                     | 4 134  | 47 391                         | 11 702                    | 28 912                | 4 604     | 1 081       | 1 091              |  |
| Wabasha County .....         | 01                     | 21 610   | 109 757                        | 46 178                    | 32 297                | 12 054    | 15 527      | 3 700              |  |
| Wadena County .....          | 07                     | 13 713   | 76 803                         | 34 682                    | 18 376                | 20 262    | 724         | 2 761              |  |
| Waseca County .....          | 01                     | 19 526   | 107 383                        | 35 117                    | 36 504                | 9 409     | 12 967      | 13 386             |  |
| Washington County .....      | 06                     | 201 130  | 312 325                        | 181 704                   | 70 519                | 34 684    | 8 053       | 17 365             |  |
| Watsonwan County .....       | 02                     | 11 876   | 77 829                         | 27 333                    | 32 575                | 5 546     | 9 175       | 3 200              |  |
| Wilkin County .....          | 07                     | 7 138  | 56 455                         | 15 502                    | 31 824                | 6 499     | 953         | 1 677              |  |
| Winona County .....          | 01                     | 49 985   | 182 853                        | 89 671                    | 51 571                | 30 809    | 2 814       | 7 988              |  |
| Wright County .....          | 02 03                  | 89 986   | 245 281                        | 125 644                   | 58 960                | 44 610    | 3 169       | 12 899             |  |
| Yellow Medicine County ..... | 02                     | 11 080   | 92 783                         | 27 660                    | 48 982                | 12 779    | 683         | 2 679              |  |
| State undistributed .....    |                        |  | 1 180 229                      | 3 067                     | 1 015 319             | 161 842   | —           | —                  |  |
| Mississippi                  |                        | 2 844 658                                      | 20 211 644                     | 6 621 234                 | 5 755 931             | 4 246 476 | 1 862 790   | 1 725 214          |  |
| Adams County .....           | 04                     | 34 340   | 202 033                        | 92 463                    | 47 904                | 46 156    | 8 728       | 6 782              |  |
| Alcorn County .....          | 01                     | 34 558   | 173 792                        | 92 083                    | 43 912                | 30 597    | 1 852       | 5 347              |  |
| Amite County .....           | 04                     | 13 599   | 73 627                         | 33 603                    | 15 936                | 20 782    | 578         | 2 728              |  |
| Attala County .....          | 02 03                  | 19 661   | 117 144                        | 54 672                    | 29 660                | 28 158    | 1 364       | 3 290              |  |
| Benton County .....          | 01                     | 8 026  | 55 733                         | 23 503                    | 12 053                | 18 364    | 503         | 1 311              |  |
| Bolivar County .....         | 02                     | 40 633   | 306 097                        | 86 931                    | 119 154               | 92 370    | 2 382       | 5 260              |  |
| Calhoun County .....         | 01                     | 15 069   | 93 260                         | 38 871                    | 28 026                | 21 280    | 2 050       | 3 033              |  |
| Carroll County .....         | 02                     | 10 769   | 62 872                         | 20 864                    | 16 062                | 24 249    | 443         | 1 254              |  |
| Chickasaw County .....       | 01                     | 19 440   | 113 461                        | 49 917                    | 29 590                | 29 943    | 706         | 3 306              |  |
| Choctaw County .....         | 01                     | 9 758  | 44 503                         | 21 235                    | 8 394                 | 12 132    | 329         | 2 412              |  |
| Claiborne County .....       | 02                     | 11 831   | 60 451                         | 24 181                    | 16 397                | 18 235    | 258         | 1 381              |  |
| Clarke County .....          | 03                     | 17 955   | 99 303                         | 46 767                    | 19 158                | 30 817    | 482         | 2 078              |  |
| Clay County .....            | 03                     | 21 979   | 106 928                        | 48 813                    | 25 636                | 26 721    | 1 177       | 4 581              |  |
| Coahoma County .....         | 02                     | 30 622   | 258 827                        | 67 528                    | 96 283                | 87 460    | 2 194       | 5 362              |  |
| Copiah County .....          | 04                     | 28 757   | 169 343                        | 76 195                    | 43 802                | 36 177    | 8 393       | 4 776              |  |
| Covington County .....       | 04                     | 19 407   | 95 640                         | 47 580                    | 20 283                | 23 868    | 518         | 3 391              |  |
| Desoto County .....          | 01                     | 107 199  | 308 824                        | 191 077                   | 66 251                | 40 052    | 3 110       | 8 333              |  |
| Forrest County .....         | 05                     | 72 604   | 452 092                        | 190 315                   | 107 394               | 91 368    | 17 550      | 45 465             |  |
| Franklin County .....        | 04                     | 8 448  | 46 763                         | 20 474                    | 9 552                 | 11 985    | 1 994       | 2 760              |  |
| George County .....          | 05                     | 19 144   | 87 844                         | 49 594                    | 23 129                | 11 748    | 775         | 2 598              |  |
| Greene County .....          | 05                     | 13 299   | 46 498                         | 20 689                    | 11 887                | 12 601    | 358         | 962                |  |
| Grenada County .....         | 01 02                  | 23 263   | 142 451                        | 58 735                    | 38 917                | 25 849    | 7 436       | 11 513             |  |
| Hancock County .....         | 05                     | 42 967   | 511 324                        | 115 538                   | 45 279                | 27 575    | 211 667     | 111 264            |  |
| Harrison County .....        | 05                     | 189 601  | 1 610 107                      | 569 785                   | 216 791               | 111 602   | 160 504     | 551 425            |  |
| Hinds County .....           | 02 04                  | 250 800  | 2 192 505                      | 583 556                   | 347 783               | 947 989   | 67 748      | 245 430            |  |
| Holmes County .....          | 02                     | 21 609   | 179 092                        | 51 159                    | 60 222                | 62 876    | 1 394       | 3 441              |  |
| Humphreys County .....       | 02                     | 11 206   | 103 386                        | 24 116                    | 46 858                | 27 313    | 3 457       | 1 642              |  |
| Issaquena County .....       | 02                     | 2 274  | 30 690                         | 2 416                     | 14 033                | 3 956     | 9 948       | 337                |  |
| Itawamba County .....        | 01                     | 22 770   | 93 016                         | 42 257                    | 26 384                | 16 801    | 5 018       | 2 555              |  |
| Jackson County .....         | 05                     | 131 420  | 1 210 325                      | 312 304                   | 115 742               | 47 787    | 638 765     | 95 728             |  |
| Jasper County .....          | 03                     | 18 149   | 95 453                         | 45 200                    | 19 788                | 26 015    | 1 299       | 3 151              |  |
| Jefferson County .....       | 02                     | 9 740  | 72 495                         | 21 400                    | 20 793                | 28 557    | 318         | 1 427              |  |
| Jefferson Davis County ..... | 04                     | 13 962   | 74 860                         | 30 664                    | 16 366                | 25 962    | 290         | 1 579              |  |
| Jones County .....           | 03 04                  | 64 958   | 336 607                        | 169 703                   | 84 963                | 57 238    | 11 510      | 13 191             |  |
| Kemper County .....          | 03                     | 10 453   | 65 124                         | 24 030                    | 16 608                | 21 915    | 706         | 1 864              |  |
| Lafayette County .....       | 01                     | 38 744   | 158 108                        | 56 696                    | 30 783                | 37 996    | 14 894      | 17 738             |  |
| Lamar County .....           | 05                     | 39 070   | 107 501                        | 59 102                    | 24 022                | 20 740    | 640         | 2 996              |  |
| Lauderdale County .....      | 03                     | 78 161   | 541 261                        | 206 114                   | 98 971                | 94 559    | 41 990      | 99 626             |  |
| Lawrence County .....        | 04                     | 13 258   | 85 948                         | 44 087                    | 19 427                | 18 113    | 610         | 3 713              |  |
| Leake County .....           | 02 03                  | 20 940   | 132 551                        | 50 354                    | 30 439                | 46 540    | 851         | 4 367              |  |
| Lee County .....             | 01                     | 75 755   | 340 561                        | 170 752                   | 81 182                | 52 565    | 6 097       | 29 965             |  |
| Leflore County .....         | 02                     | 37 947   | 1 287 641                      | 79 549                    | 1 118 714             | 75 730    | 3 029       | 10 620             |  |
| Lincoln County .....         | 04                     | 33 166   | 154 025                        | 76 340                    | 33 062                | 38 030    | 919         | 5 674              |  |
| Lowndes County .....         | 03                     | 61 586   | 387 644                        | 140 722                   | 61 178                | 50 870    | 58 113      | 76 761             |  |
| Madison County .....         | 02 03                  | 74 674   | 561 396                        | 133 602                   | 65 886                | 87 322    | 263 618     | 10 968             |  |
| Marion County .....          | 04                     | 25 595   | 152 371                        | 68 952                    | 34 890                | 37 590    | 7 269       | 3 671              |  |
| Marshall County .....        | 01                     | 34 993   | 181 155                        | 71 830                    | 41 485                | 61 271    | 1 424       | 5 145              |  |
| Monroe County .....          | 01                     | 38 014   | 189 141                        | 90 299                    | 52 849                | 38 208    | 1 960       | 5 824              |  |
| Montgomery County .....      | 01 02                  | 12 189   | 88 644                         | 31 802                    | 21 243                | 29 119    | 2 261       | 4 218              |  |
| Neshoba County .....         | 03                     | 28 684   | 148 858                        | 57 857                    | 47 200                | 37 279    | 1 072       | 5 450              |  |
| Newton County .....          | 03                     | 21 838   | 131 876                        | 63 564                    | 38 156                | 24 179    | 793         | 5 183              |  |
| Noxubee County .....         | 03                     | 12 548   | 88 248                         | 28 411                    | 20 987                | 35 674    | 982         | 2 193              |  |
| Oktibbeha County .....       | 01 03                  | 42 902   | 231 704                        | 74 590                    | 42 514                | 81 416    | 15 921      | 17 264             |  |
| Panola County .....          | 01 02                  | 34 274   | 179 072                        | 78 169                    | 49 675                | 44 278    | 1 037       | 5 913              |  |
| Pearl River County .....     | 05                     | 48 221   | 219 938                        | 122 214                   | 59 587                | 26 116    | 4 104       | 7 916              |  |
| Perry County .....           | 05                     | 12 138   | 51 243                         | 26 601                    | 11 662                | 11 211    | 290         | 1 479              |  |
| Pike County .....            | 04                     | 38 940   | 218 774                        | 102 010                   | 59 985                | 44 120    | 2 301       | 10 358             |  |
| Pontotoc County .....        | 01                     | 26 726   | 105 068                        | 52 500                    | 26 624                | 21 971    | 732         | 3 242              |  |
| Prentiss County .....        | 01                     | 25 556   | 126 036                        | 63 595                    | 31 800                | 26 500    | 567         | 3 573              |  |
| Quitman County .....         | 02                     | 10 117   | 94 728                         | 22 455                    | 39 852                | 30 582    | 351         | 1 488              |  |
| Rankin County .....          | 03                     | 115 327  | 350 572                        | 206 873                   | 69 633                | 36 389    | 3 501       | 34 176             |  |
| Scott County .....           | 03                     | 140 962  | 63 172                         | 63 172                    | 37 968                | 29 544    | 1 309       | 8 968              |  |
| Sharkey County .....         | 02                     | 6 580  | 64 794                         | 15 133                    | 32 709                | 15 025    | 327         | 1 600              |  |
| Simpson County .....         | 04                     | 27 639   | 120 836                        | 63 695                    | 30 092                | 22 832    | 1 166       | 3 051              |  |
| Smith County .....           | 03                     | 16 182   | 69 204                         | 33 753                    | 13 822                | 18 221    | 320         | 3 088              |  |
| Stone County .....           | 05                     | 13 622   | 76 036                         | 38 825                    | 24 905                | 7 613     | 795         | 3 898              |  |
| Sunflower County .....       | 02                     | 34 369   | 216 223                        | 97 937                    | 97 609                | 55 328    | 1 180       | 4 169              |  |
| Tallahatchie County .....    | 01 02                  | 14 903   | 130 552                        | 31 345                    | 49 486                | 39 554    | 7 277       | 2 890              |  |
| Tate County .....            | 01                     | 25 370   | 116 732                        | 52 461                    | 33 785                | 24 980    | 1 289       | 4 217              |  |
| Tippah County .....          | 01                     | 20 826   | 118 990                        | 57 907                    | 29 454                | 27 353    | 762         | 3 514              |  |

See footnotes at end of table.



Table 15. Federal Government Expenditure, by State and County Area: Fiscal Year 2001—Con.

[Thousand dollars]

| State and county area       | Congressional district | United States resident population <sup>1</sup> | Federal government expenditure |                           |                       |           |             |                    |  |
|-----------------------------|------------------------|--|--------------------------------|---------------------------|-----------------------|-----------|-------------|--------------------|--|
|                             |                        |  | Total                          | Retirement and Disability | Other Direct Payments | Grants    | Procurement | Salaries and Wages |  |
| Mississippi—Con.            |                        |  |                                |                           |                       |           |             |                    |  |
| Tishomingo County .....     | 01                     | 19 163   | 136 028                        | 60 882                    | 24 735                | 18 597    | 28 155      | 3 658              |  |
| Tunica County .....         | 02                     | 9 227  | 77 205                         | 14 824                    | 33 783                | 27 287    | 255         | 1 056              |  |
| Union County .....          | 01                     | 25 362   | 108 060                        | 57 088                    | 26 308                | 19 980    | 1 207       | 3 477              |  |
| Walthall County .....       | 04                     | 15 156   | 77 892                         | 31 989                    | 19 078                | 24 823    | 320         | 1 682              |  |
| Warren County .....         | 02                     | 49 644   | 426 721                        | 124 171                   | 73 549                | 45 813    | 96 273      | 86 916             |  |
| Washington County .....     | 02                     | 62 977   | 508 418                        | 141 933                   | 125 067               | 209 569   | 7 170       | 24 680             |  |
| Wayne County .....          | 03 05                  | 21 216   | 100 084                        | 42 364                    | 17 573                | 37 239    | 796         | 2 113              |  |
| Webster County .....        | 01                     | 10 294   | 58 738                         | 27 455                    | 15 021                | 13 740    | 413         | 2 109              |  |
| Wilkinson County .....      | 04                     | 10 312   | 54 587                         | 23 175                    | 12 603                | 18 087    | 152         | 569                |  |
| Winston County .....        | 03                     | 20 160   | 98 371                         | 46 965                    | 21 600                | 26 457    | 735         | 2 615              |  |
| Yalobusha County .....      | 01                     | 13 051   | 91 072                         | 43 351                    | 23 138                | 19 404    | 1 134       | 4 045              |  |
| Yazoo County .....          | 02                     | 28 149   | 321 843                        | 59 645                    | 85 441                | 59 710    | 100 625     | 16 421             |  |
| State undistributed .....   |                        |  | 1 091 763                      | 5 905                     | 855 407               | 230 451   | —           | —                  |  |
| Missouri                    |                        | 5 595 211                                      | 39 190 881                     | 12 795 159                | 9 326 880             | 6 865 190 | 6 740 648   | 3 463 005          |  |
| Adair County .....          | 09                     | 24 977   | 113 939                        | 43 425                    | 34 679                | 28 764    | 2 379       | 4 693              |  |
| Andrew County .....         | 06                     | 16 492   | 58 229                         | 26 416                    | 21 932                | 6 756     | 534         | 2 592              |  |
| Atchison County .....       | 06                     | 6 430  | 54 639                         | 17 139                    | 31 057                | 3 901     | 526         | 2 016              |  |
| Audrain County .....        | 09                     | 25 853   | 144 196                        | 60 978                    | 59 430                | 18 283    | 1 006       | 4 499              |  |
| Barry County .....          | 07                     | 34 010   | 161 931                        | 90 742                    | 34 974                | 27 597    | 1 709       | 6 908              |  |
| Barton County .....         | 07                     | 12 541   | 67 196                         | 27 194                    | 27 576                | 9 202     | 534         | 2 691              |  |
| Bates County .....          | 04                     | 16 653   | 98 571                         | 40 556                    | 37 022                | 16 863    | 827         | 3 303              |  |
| Benton County .....         | 04                     | 17 180   | 115 157                        | 65 921                    | 29 936                | 13 985    | 866         | 4 448              |  |
| Bollinger County .....      | 08                     | 12 029   | 61 857                         | 26 142                    | 14 084                | 19 415    | 412         | 1 805              |  |
| Boone County .....          | 09                     | 135 454  | 655 565                        | 224 756                   | 129 033               | 178 264   | 24 458      | 99 055             |  |
| Buchanan County .....       | 06                     | 85 998   | 450 589                        | 212 468                   | 122 534               | 82 157    | 4 279       | 29 151             |  |
| Butler County .....         | 08                     | 40 867   | 319 906                        | 119 726                   | 87 784                | 86 198    | 3 726       | 22 472             |  |
| Caldwell County .....       | 06                     | 8 969  | 52 097                         | 22 596                    | 19 117                | 7 810     | 503         | 2 070              |  |
| Callaway County .....       | 09                     | 40 766   | 171 146                        | 76 022                    | 45 759                | 22 048    | 3 403       | 23 914             |  |
| Camden County .....         | 04                     | 37 051   | 173 173                        | 100 348                   | 38 085                | 29 689    | 1 378       | 3 672              |  |
| Cape Girardeau County ..... | 08                     | 68 693   | 298 074                        | 145 341                   | 66 152                | 53 894    | 8 666       | 24 021             |  |
| Carroll County .....        | 06                     | 10 285   | 76 886                         | 27 061                    | 36 248                | 10 010    | 640         | 2 926              |  |
| Carter County .....         | 08                     | 5 941  | 54 623                         | 19 660                    | 7 110                 | 24 174    | 870         | 2 810              |  |
| Cass County .....           | 04                     | 82 092   | 379 847                        | 176 566                   | 90 813                | 53 786    | 16 346      | 42 335             |  |
| Cedar County .....          | 07                     | 13 733   | 80 520                         | 42 830                    | 19 596                | 14 487    | 899         | 2 708              |  |
| Chariton County .....       | 06                     | 8 438  | 64 229                         | 20 983                    | 30 550                | 9 404     | 594         | 2 698              |  |
| Christian County .....      | 07                     | 54 285   | 162 105                        | 104 423                   | 29 232                | 20 175    | 1 594       | 6 682              |  |
| Clark County .....          | 09                     | 7 416  | 49 433                         | 16 338                    | 21 645                | 9 100     | 442         | 1 908              |  |
| Clay County .....           | 06                     | 184 006  | 505 447                        | 240 086                   | 144 246               | 58 530    | 19 994      | 42 592             |  |
| Clinton County .....        | 06                     | 18 979   | 88 803                         | 43 253                    | 26 272                | 11 423    | 4 441       | 3 415              |  |
| Cole County .....           | 04                     | 71 397   | 1 175 524                      | 217 073                   | 81 988                | 855 389   | 3 677       | 17 397             |  |
| Cooper County .....         | 06                     | 16 670   | 88 543                         | 36 763                    | 29 513                | 17 635    | 1 643       | 2 988              |  |
| Crawford County .....       | 08                     | 22 804   | 101 315                        | 55 512                    | 22 181                | 20 221    | 1 127       | 2 275              |  |
| Dade County .....           | 07                     | 7 923  | 49 336                         | 22 545                    | 14 121                | 10 331    | 514         | 1 824              |  |
| Dallas County .....         | 04                     | 15 661   | 73 248                         | 36 781                    | 16 224                | 17 683    | 534         | 2 027              |  |
| Daviess County .....        | 06                     | 8 016  | 50 267                         | 19 356                    | 19 910                | 6 855     | 1 823       | 2 324              |  |
| De Kalb County .....        | 06                     | 11 597   | 40 727                         | 17 924                    | 16 545                | 4 237     | 396         | 1 625              |  |
| Dent County .....           | 08                     | 14 927   | 102 332                        | 40 670                    | 18 860                | 24 601    | 14 587      | 3 615              |  |
| Douglas County .....        | 07                     | 13 084   | 65 973                         | 29 849                    | 12 665                | 20 771    | 498         | 2 190              |  |
| Dunklin County .....        | 08                     | 33 155   | 266 498                        | 89 287                    | 74 612                | 95 154    | 1 736       | 5 710              |  |
| Franklin County .....       | 09                     | 93 807   | 365 244                        | 204 683                   | 86 468                | 55 671    | 3 942       | 14 479             |  |
| Gasconade County .....      | 09                     | 15 342   | 71 903                         | 41 037                    | 18 870                | 9 028     | 605         | 2 363              |  |
| Gentry County .....         | 06                     | 6 861  | 57 746                         | 19 853                    | 23 947                | 10 215    | 978         | 2 752              |  |
| Greene County .....         | 07                     | 240 391  | 1 125 486                      | 546 614                   | 236 364               | 172 859   | 38 946      | 130 702            |  |
| Grundy County .....         | 06                     | 10 432   | 72 947                         | 28 797                    | 27 396                | 13 106    | 579         | 3 068              |  |
| Harrison County .....       | 06                     | 8 850  | 65 064                         | 24 323                    | 27 411                | 9 454     | 1 004       | 2 872              |  |
| Henry County .....          | 04                     | 21 997   | 132 616                        | 67 581                    | 38 678                | 20 434    | 1 239       | 4 683              |  |
| Hickory County .....        | 04                     | 8 940  | 57 249                         | 32 786                    | 14 201                | 7 890     | 440         | 1 933              |  |
| Holt County .....           | 06                     | 5 351  | 57 084                         | 15 646                    | 25 295                | 12 553    | 1 620       | 1 970              |  |
| Howard County .....         | 06                     | 10 212   | 65 075                         | 22 020                    | 23 676                | 16 053    | 1 274       | 2 051              |  |
| Howell County .....         | 08                     | 37 238   | 205 387                        | 103 677                   | 43 043                | 50 532    | 1 765       | 6 371              |  |
| Iron County .....           | 08                     | 10 697   | 65 744                         | 30 683                    | 14 192                | 18 969    | 439         | 1 460              |  |
| Jackson County .....        | 04 05 06               | 654 880  | 4 859 450                      | 1 603 556                 | 964 124               | 628 769   | 812 537     | 850 464            |  |
| Jasper County .....         | 07                     | 104 686  | 855 249                        | 263 542                   | 129 934               | 93 911    | 346 386     | 21 476             |  |
| Jefferson County .....      | 03                     | 198 099  | 591 145                        | 335 349                   | 134 558               | 93 689    | 7 468       | 20 079             |  |
| Johnson County .....        | 04                     | 48 258   | 356 710                        | 91 965                    | 47 469                | 23 188    | 46 138      | 147 951            |  |
| Knox County .....           | 09                     | 4 361  | 38 627                         | 11 135                    | 20 182                | 4 966     | 412         | 1 933              |  |
| Laclede County .....        | 04                     | 32 513   | 154 623                        | 86 347                    | 27 865                | 34 222    | 960         | 5 229              |  |
| Lafayette County .....      | 04                     | 32 960   | 182 411                        | 79 617                    | 59 106                | 33 838    | 2 584       | 7 266              |  |
| Lawrence County .....       | 07                     | 35 204   | 148 817                        | 79 244                    | 34 132                | 26 382    | 1 127       | 7 932              |  |
| Lewis County .....          | 09                     | 10 494   | 60 368                         | 22 954                    | 24 532                | 8 894     | 1 040       | 2 948              |  |
| Lincoln County .....        | 09                     | 38 944   | 141 439                        | 68 137                    | 43 893                | 22 940    | 1 128       | 5 340              |  |
| Linn County .....           | 06                     | 13 754   | 93 683                         | 40 629                    | 33 325                | 14 874    | 1 309       | 3 547              |  |
| Livingston County .....     | 06                     | 14 558   | 103 305                        | 36 331                    | 32 404                | 27 647    | 1 267       | 5 655              |  |
| McDonald County .....       | 07                     | 21 681   | 91 459                         | 41 998                    | 17 227                | 26 037    | 716         | 5 480              |  |
| Macon County .....          | 09                     | 15 762   | 94 610                         | 41 719                    | 33 515                | 13 397    | 1 156       | 4 824              |  |
| Madison County .....        | 08                     | 11 800   | 66 922                         | 34 128                    | 14 551                | 16 202    | 596         | 1 446              |  |
| Marion County .....         | 04                     | 8 903  | 36 686                         | 18 539                    | 9 616                 | 7 460     | 229         | 842                |  |
| Marion County .....         | 09                     | 28 289   | 170 871                        | 70 216                    | 48 767                | 46 924    | 1 613       | 3 351              |  |
| Mercer County .....         | 06                     | 3 757  | 28 991                         | 9 509                     | 11 694                | 6 503     | 213         | 1 071              |  |
| Miller County .....         | 04                     | 23 564   | 113 206                        | 61 733                    | 28 757                | 18 938    | 747         | 3 031              |  |
| Mississippi County .....    | 08                     | 13 427   | 125 335                        | 35 750                    | 42 225                | 43 235    | 1 979       | 2 146              |  |
| Moniteau County .....       | 04                     | 14 827   | 61 300                         | 27 724                    | 18 700                | 11 440    | 619         | 2 817              |  |
| Monroe County .....         | 09                     | 9 311  | 65 132                         | 23 416                    | 26 826                | 10 305    | 1 472       | 3 113              |  |
| Montgomery County .....     | 09                     | 12 136   | 78 834                         | 30 629                    | 26 922                | 17 216    | 1 253       | 2 815              |  |
| Morgan County .....         | 04                     | 19 309   | 101 317                        | 61 250                    | 24 289                | 12 701    | 655         | 2 422              |  |
| New Madrid County .....     | 08                     | 19 760   | 183 244                        | 46 151                    | 67 308                | 64 735    | 1 352       | 3 697              |  |
| Newton County .....         | 07                     | 52 636   | 183 618                        | 89 843                    | 39 843                | 36 107    | 7 722       | 10 103             |  |
| Nodaway County .....        | 06                     | 21 912   | 112 791                        | 37 642                    | 45 413                | 22 260    | 1 435       | 6 041              |  |
| Oregon County .....         | 08                     | 10 344   | 68 845                         | 31 324                    | 12 000                | 23 177    | 473         | 1 871              |  |

See footnotes at end of table.

Table 15. Federal Government Expenditure, by State and County Area: Fiscal Year 2001—Con.

[Thousand dollars]

| State and county area        | Congressional district | United States resident population <sup>1</sup> | Federal government expenditure |                           |                       |           |             |                    |  |
|------------------------------|------------------------|--|--------------------------------|---------------------------|-----------------------|-----------|-------------|--------------------|--|
|                              |                        |  | Total                          | Retirement and Disability | Other Direct Payments | Grants    | Procurement | Salaries and Wages |  |
| Missouri—Con.                |                        |  |                                |                           |                       |           |             |                    |  |
| Osage County .....           | 04                     | 13 062   | 49 190                         | 22 752                    | 15 280                | 8 557     | 503         | 2 099              |  |
| Ozark County .....           | 07                     | 9 542  | 61 343                         | 30 698                    | 10 971                | 17 456    | 584         | 1 634              |  |
| Pemiscot County .....        | 08                     | 20 047   | 205 105                        | 51 964                    | 59 908                | 87 164    | 2 755       | 3 314              |  |
| Perry County .....           | 08                     | 18 132   | 77 199                         | 36 210                    | 23 467                | 11 925    | 2 558       | 3 039              |  |
| Pettis County .....          | 04                     | 39 403   | 202 939                        | 97 333                    | 56 915                | 38 338    | 1 985       | 8 368              |  |
| Phelps County .....          | 08                     | 39 825   | 249 323                        | 111 232                   | 44 434                | 52 648    | 6 988       | 34 021             |  |
| Pike County .....            | 09                     | 18 351   | 101 273                        | 40 146                    | 34 190                | 19 764    | 3 333       | 3 838              |  |
| Platte County .....          | 06                     | 73 781   | 249 571                        | 114 851                   | 55 639                | 16 348    | 17 391      | 45 342             |  |
| Polk County .....            | 07                     | 26 992   | 134 995                        | 67 893                    | 30 121                | 31 371    | 1 164       | 4 446              |  |
| Pulaski County .....         | 04                     | 41 165   | 716 918                        | 104 906                   | 27 534                | 40 948    | 114 322     | 429 207            |  |
| Putnam County .....          | 06                     | 5 223  | 36 906                         | 13 915                    | 13 893                | 7 103     | 706         | 1 289              |  |
| Ralls County .....           | 09                     | 9 626  | 49 497                         | 17 651                    | 5 127                 | 21 716    | 1 079       | 3 924              |  |
| Randolph County .....        | 09                     | 24 663   | 130 516                        | 59 502                    | 42 371                | 22 856    | 1 040       | 4 747              |  |
| Ray County .....             | 06                     | 23 354   | 91 657                         | 42 730                    | 34 299                | 10 642    | 732         | 3 254              |  |
| Reynolds County .....        | 08                     | 6 689  | 43 149                         | 19 091                    | 8 554                 | 13 463    | 628         | 1 413              |  |
| Ripley County .....          | 08                     | 13 509   | 99 891                         | 41 817                    | 20 520                | 31 094    | 4 108       | 2 352              |  |
| St. Charles County .....     | 02 09                  | 283 883  | 858 028                        | 476 108                   | 169 045               | 71 169    | 105 326     | 36 380             |  |
| St. Clair County .....       | 04                     | 9 652  | 74 213                         | 28 360                    | 18 884                | 24 815    | 442         | 1 712              |  |
| St. Francois County .....    | 08                     | 55 641   | 288 395                        | 149 342                   | 73 300                | 55 439    | 2 678       | 7 637              |  |
| St. Louis County .....       | 01 02 03               | 1 016 315                                      | 4 837 544                      | 2 381 845                 | 1 118 972             | 840 088   | 144 501     | 352 139            |  |
| St. Louis city area .....    | 01 03                  | 348 189  | 8 500 510                      | 861 925                   | 806 526               | 1 231 429 | 4 855 873   | 744 756            |  |
| Ste. Genevieve County .....  | 03                     | 17 842   | 70 050                         | 38 880                    | 19 192                | 7 861     | 2 336       | 1 781              |  |
| Saline County .....          | 04                     | 23 756   | 146 020                        | 56 826                    | 59 681                | 23 519    | 951         | 5 043              |  |
| Schuyler County .....        | 06                     | 4 170  | 32 664                         | 13 695                    | 10 322                | 5 622     | 412         | 2 614              |  |
| Scotland County .....        | 09                     | 4 983  | 37 688                         | 10 714                    | 20 285                | 4 827     | 551         | 1 310              |  |
| Scott County .....           | 08                     | 40 422   | 233 126                        | 102 111                   | 64 212                | 58 465    | 2 245       | 6 093              |  |
| Shannon County .....         | 08                     | 8 324  | 45 270                         | 19 736                    | 8 323                 | 14 093    | 282         | 2 836              |  |
| Shelby County .....          | 09                     | 6 799  | 51 244                         | 18 241                    | 22 935                | 6 332     | 1 302       | 2 435              |  |
| Stoddard County .....        | 08                     | 29 705   | 233 931                        | 81 148                    | 91 510                | 48 692    | 3 009       | 9 573              |  |
| Stone County .....           | 07                     | 28 658   | 126 369                        | 81 405                    | 25 235                | 16 974    | 609         | 2 145              |  |
| Sullivan County .....        | 06                     | 7 219  | 51 318                         | 16 353                    | 17 674                | 12 742    | 1 835       | 2 714              |  |
| Taney County .....           | 07                     | 39 703   | 192 351                        | 106 098                   | 41 074                | 16 581    | 22 969      | 5 629              |  |
| Texas County .....           | 08                     | 23 003   | 130 178                        | 71 655                    | 24 030                | 29 125    | 838         | 4 530              |  |
| Vernon County .....          | 04                     | 20 454   | 117 523                        | 49 059                    | 42 319                | 19 805    | 1 107       | 5 233              |  |
| Warren County .....          | 09                     | 24 525   | 93 845                         | 51 045                    | 26 807                | 11 094    | 1 067       | 3 833              |  |
| Washington County .....      | 08                     | 23 344   | 103 831                        | 47 707                    | 20 641                | 31 622    | 622         | 3 239              |  |
| Wayne County .....           | 08                     | 13 259   | 103 033                        | 49 859                    | 19 479                | 26 179    | 4 326       | 3 190              |  |
| Webster County .....         | 04                     | 31 045   | 128 601                        | 69 441                    | 25 266                | 27 988    | 1 300       | 4 606              |  |
| Worth County .....           | 06                     | 2 382  | 18 729                         | 6 098                     | 7 718                 | 3 400     | 405         | 1 110              |  |
| Wright County .....          | 08                     | 17 955   | 114 222                        | 51 721                    | 24 365                | 34 100    | 808         | 3 229              |  |
| State undistributed .....    |                        |  | 2 120 270                      | 8 290                     | 1 959 067             | 152 914   | —           | —                  |  |
| Montana .....                |                        | 902 195  | 6 617 863                      | 2 134 318                 | 1 737 125             | 1 665 117 | 370 505     | 710 797            |  |
| Beaverhead County .....      | 00                     | 9 202  | 58 232                         | 21 256                    | 13 892                | 12 703    | 1 405       | 8 977              |  |
| Big Horn County .....        | 00                     | 12 671   | 103 565                        | 18 230                    | 24 305                | 37 166    | 3 774       | 20 090             |  |
| Blaine County .....          | 00                     | 7 009  | 80 320                         | 12 978                    | 31 511                | 25 789    | 2 337       | 7 704              |  |
| Broadwater County .....      | 00                     | 4 385  | 30 960                         | 11 732                    | 9 346                 | 6 836     | 1 140       | 1 907              |  |
| Carbon County .....          | 00                     | 9 552  | 49 999                         | 21 697                    | 12 822                | 11 920    | 544         | 3 015              |  |
| Carter County .....          | 00                     | 1 360  | 22 587                         | 2 740                     | 9 095                 | 9 601     | 223         | 927                |  |
| Cascade County .....         | 00                     | 80 357   | 689 470                        | 227 588                   | 108 551               | 115 276   | 68 848      | 169 206            |  |
| Chouteau County .....        | 00                     | 5 970  | 99 208                         | 12 903                    | 71 453                | 11 807    | 1 354       | 1 692              |  |
| Custer County .....          | 00                     | 11 696   | 92 455                         | 32 115                    | 18 542                | 28 060    | 2 769       | 10 969             |  |
| Daniels County .....         | 00                     | 2 017  | 32 639                         | 6 589                     | 22 800                | 1 850     | 200         | 1 200              |  |
| Dawson County .....          | 00                     | 9 059  | 60 491                         | 23 247                    | 23 449                | 10 812    | 511         | 2 472              |  |
| Anaconda-Deer Lodge Co. .... | 00                     | 9 417  | 60 630                         | 30 759                    | 12 655                | 12 880    | 472         | 3 864              |  |
| Fallon County .....          | 00                     | 2 837  | 26 615                         | 6 425                     | 10 964                | 8 565     | 178         | 483                |  |
| Fergus County .....          | 00                     | 11 893   | 95 462                         | 32 704                    | 36 648                | 16 761    | 1 982       | 7 366              |  |
| Flathead County .....        | 00                     | 74 471   | 353 404                        | 189 033                   | 53 917                | 53 508    | 21 833      | 35 114             |  |
| Gallatin County .....        | 00                     | 67 831   | 280 413                        | 102 319                   | 42 334                | 98 440    | 7 127       | 30 194             |  |
| Garfield County .....        | 00                     | 1 279  | 20 433                         | 2 746                     | 13 178                | 3 192     | 560         | 756                |  |
| Glacier County .....         | 00                     | 13 247   | 129 503                        | 22 105                    | 40 238                | 46 991    | 3 843       | 16 327             |  |
| Golden Valley County .....   | 00                     | 1 042  | 11 710                         | 2 490                     | 6 638                 | 2 225     | 76          | 281                |  |
| Granite County .....         | 00                     | 2 830  | 13 859                         | 6 683                     | 2 641                 | 2 522     | 645         | 1 368              |  |
| Hill County .....            | 00                     | 16 673   | 178 705                        | 39 591                    | 77 629                | 53 129    | 1 996       | 6 361              |  |
| Jefferson County .....       | 00                     | 10 049   | 49 329                         | 23 716                    | 6 285                 | 8 521     | 367         | 10 440             |  |
| Judith Basin County .....    | 00                     | 2 329  | 27 115                         | 5 586                     | 14 620                | 5 164     | 354         | 1 390              |  |
| Lake County .....            | 00                     | 26 507   | 186 200                        | 59 689                    | 35 570                | 44 646    | 40 079      | 6 216              |  |
| Lewis and Clark County ..... | 00                     | 55 716   | 654 584                        | 148 366                   | 84 233                | 329 842   | 26 014      | 66 129             |  |
| Liberty County .....         | 00                     | 2 158  | 48 813                         | 8 159                     | 32 955                | 5 408     | 1 004       | 1 287              |  |
| Lincoln County .....         | 00                     | 18 837   | 129 165                        | 60 796                    | 15 047                | 21 878    | 14 561      | 16 883             |  |
| McCone County .....          | 00                     | 1 977  | 31 363                         | 3 834                     | 22 242                | 3 929     | 406         | 952                |  |
| Madison County .....         | 00                     | 6 851  | 36 915                         | 16 694                    | 6 924                 | 9 358     | 935         | 3 004              |  |
| Meagher County .....         | 00                     | 1 932  | 13 847                         | 4 976                     | 4 128                 | 2 796     | 1 042       | 905                |  |
| Mineral County .....         | 00                     | 3 884  | 26 266                         | 12 981                    | 3 274                 | 6 777     | 1 122       | 2 112              |  |
| Missoula County .....        | 00                     | 95 802   | 465 586                        | 185 776                   | 75 516                | 106 654   | 27 767      | 69 872             |  |
| Musselshell County .....     | 00                     | 4 497  | 35 419                         | 12 261                    | 10 436                | 11 789    | 144         | 788                |  |
| Park County .....            | 00                     | 15 694   | 73 044                         | 38 454                    | 16 201                | 13 347    | 1 031       | 4 011              |  |
| Petroleum County .....       | 00                     | 493  | 6 755                          | 951                       | 4 175                 | 1 323     | 96          | 209                |  |
| Phillips County .....        | 00                     | 4 601  | 52 696                         | 11 393                    | 23 127                | 15 126    | 475         | 2 575              |  |
| Pondera County .....         | 00                     | 6 424  | 68 764                         | 15 661                    | 39 028                | 11 464    | 420         | 2 191              |  |
| Powder River County .....    | 00                     | 1 858  | 37 969                         | 3 253                     | 9 690                 | 23 421    | 678         | 927                |  |
| Powell County .....          | 00                     | 7 180  | 37 618                         | 16 049                    | 5 881                 | 10 423    | 1 864       | 3 403              |  |
| Prairie County .....         | 00                     | 1 199  | 14 768                         | 3 936                     | 7 798                 | 2 514     | 113         | 408                |  |
| Ravalli County .....         | 00                     | 36 070   | 198 803                        | 102 636                   | 27 612                | 34 143    | 12 512      | 21 900             |  |
| Richland County .....        | 00                     | 9 667  | 70 393                         | 20 943                    | 29 410                | 8 776     | 7 136       | 4 128              |  |
| Roosevelt County .....       | 00                     | 10 620   | 106 290                        | 21 180                    | 35 254                | 35 392    | 4 782       | 9 683              |  |
| Rosebud County .....         | 00                     | 9 383  | 73 434                         | 16 631                    | 17 151                | 25 403    | 6 218       | 8 031              |  |
| Sanders County .....         | 00                     | 10 227   | 60 177                         | 34 045                    | 9 512                 | 10 893    | 1 052       | 4 675              |  |

See footnotes at end of table.

Table 15. Federal Government Expenditure, by State and County Area: Fiscal Year 2001—Con.

[Thousand dollars]

| State and county area        | Congressional district | United States resident population <sup>1</sup> | Federal government expenditure |                           |                       |           |             |                    |  |
|------------------------------|------------------------|--|--------------------------------|---------------------------|-----------------------|-----------|-------------|--------------------|--|
|                              |                        |  | Total                          | Retirement and Disability | Other Direct Payments | Grants    | Procurement | Salaries and Wages |  |
| Montana—Con.                 |                        |  |                                |                           |                       |           |             |                    |  |
| Sheridan County .....        | 00                     | 4 105  | 49 217                         | 12 355                    | 27 168                | 5 979     | 818         | 2 897              |  |
| Butte-Silver Bow County..... | 00                     | 34 606   | 231 518                        | 95 225                    | 44 773                | 45 789    | 30 991      | 14 740             |  |
| Stillwater County .....      | 00                     | 8 195  | 41 494                         | 18 033                    | 13 371                | 7 982     | 402         | 1 705              |  |
| Sweet Grass County .....     | 00                     | 3 609  | 14 897                         | 7 531                     | 3 577                 | 2 120     | 203         | 1 465              |  |
| Teton County .....           | 00                     | 6 445  | 67 518                         | 16 361                    | 34 775                | 13 402    | 520         | 2 460              |  |
| Toole County .....           | 00                     | 5 267  | 96 025                         | 8 735                     | 37 432                | 18 661    | 27 802      | 3 395              |  |
| Treasure County .....        | 00                     | 861  | 6 186                          | 1 924                     | 2 645                 | 1 219     | 76          | 321                |  |
| Valley County .....          | 00                     | 7 675  | 94 464                         | 24 243                    | 37 063                | 17 439    | 8 577       | 7 142              |  |
| Wheatland County .....       | 00                     | 2 259  | 20 015                         | 6 077                     | 8 770                 | 3 452     | 216         | 1 499              |  |
| Wibaux County .....          | 00                     | 1 068  | 11 579                         | 2 631                     | 6 002                 | 2 611     | 61          | 274                |  |
| Yellowstone County.....      | 00                     | 129 352  | 687 874                        | 285 486                   | 139 169               | 132 013   | 28 697      | 102 509            |  |
| Yellowstone Natl Park.....   | 00                     | 55   | 199                            | 35                        | 9                     | —         | 155         | —                  |  |
| State undistributed.....     |                        |  | 300 905                        | 1 781                     | 203 693               | 95 431    | —           | —                  |  |
| Nebraska .....               |                        | 1 711 263                                      | 10 771 411                     | 3 684 300                 | 3 532 319             | 2 054 336 | 446 973     | 1 053 483          |  |
| Adams County .....           | 03                     | 31 151   | 174 717                        | 71 631                    | 65 995                | 26 822    | 3 795       | 6 475              |  |
| Antelope County .....        | 03                     | 7 452  | 108 953                        | 15 854                    | 41 063                | 47 349    | 2 746       | 1 941              |  |
| Arthur County .....          | 03                     | 444  | 2 774                          | 1 328                     | 1 213                 | 90        | 30          | 112                |  |
| Banner County .....          | 03                     | 819  | 11 357                         | 1 100                     | 9 247                 | 887       | 15          | 107                |  |
| Blaine County .....          | 03                     | 583  | 3 135                          | 1 091                     | 1 118                 | 497       | 91          | 337                |  |
| Boone County.....            | 03                     | 6 259  | 60 851                         | 14 711                    | 37 569                | 6 298     | 412         | 1 862              |  |
| Box Butte County .....       | 03                     | 12 158   | 69 061                         | 28 406                    | 26 678                | 9 710     | 887         | 3 380              |  |
| Boyd County .....            | 03                     | 2 438  | 22 859                         | 7 172                     | 10 483                | 3 954     | 244         | 1 005              |  |
| Brown County.....            | 03                     | 3 525  | 26 656                         | 9 527                     | 10 856                | 5 187     | 213         | 873                |  |
| Buffalo County .....         | 03                     | 42 259   | 177 299                        | 73 335                    | 70 060                | 23 254    | 1 803       | 8 847              |  |
| Burt County.....             | 01                     | 7 791  | 64 317                         | 21 319                    | 33 638                | 7 055     | 473         | 1 832              |  |
| Butler County .....          | 01                     | 8 767  | 66 153                         | 19 664                    | 37 846                | 5 471     | 583         | 2 589              |  |
| Cass County .....            | 01 02                  | 24 334   | 120 340                        | 57 476                    | 40 411                | 16 679    | 1 755       | 4 020              |  |
| Cedar County .....           | 01                     | 9 615  | 65 632                         | 19 797                    | 33 359                | 8 043     | 657         | 3 777              |  |
| Chase County.....            | 03                     | 4 068  | 50 267                         | 10 610                    | 34 584                | 3 191     | 674         | 1 208              |  |
| Cherry County .....          | 03                     | 6 148  | 34 564                         | 14 299                    | 7 933                 | 9 201     | 940         | 2 191              |  |
| Cheyenne County .....        | 03                     | 9 830  | 72 022                         | 25 051                    | 32 578                | 9 850     | 1 373       | 3 170              |  |
| Clay County .....            | 03                     | 7 039  | 72 885                         | 18 954                    | 39 970                | 3 480     | 1 411       | 9 070              |  |
| Colfax County.....           | 01                     | 10 441   | 63 553                         | 22 581                    | 31 387                | 5 838     | 466         | 3 281              |  |
| Cuming County .....          | 01                     | 10 203   | 68 416                         | 22 026                    | 36 612                | 6 733     | 541         | 2 505              |  |
| Custer County .....          | 03                     | 11 793   | 104 294                        | 30 303                    | 53 681                | 16 398    | 732         | 3 181              |  |
| Dakota County .....          | 01                     | 20 253   | 83 847                         | 33 612                    | 26 571                | 18 996    | 640         | 4 028              |  |
| Dawes County .....           | 03                     | 9 060  | 51 417                         | 21 646                    | 13 613                | 9 399     | 714         | 6 045              |  |
| Dawson County .....          | 03                     | 24 365   | 132 604                        | 45 436                    | 57 516                | 22 020    | 2 393       | 5 239              |  |
| Deuel County .....           | 03                     | 2 098  | 25 070                         | 6 584                     | 13 153                | 4 730     | 91          | 511                |  |
| Dixon County .....           | 01                     | 6 339  | 43 846                         | 13 193                    | 22 185                | 5 318     | 1 512       | 1 638              |  |
| Dodge County .....           | 01                     | 36 160   | 182 673                        | 88 799                    | 61 790                | 19 958    | 3 491       | 8 635              |  |
| Douglas County .....         | 02                     | 463 585  | 2 441 518                      | 987 646                   | 444 042               | 546 288   | 150 935     | 312 606            |  |
| Dundy County .....           | 03                     | 2 292  | 32 528                         | 6 018                     | 22 452                | 3 148     | 183         | 727                |  |
| Fillmore County .....        | 03                     | 6 634  | 75 989                         | 17 678                    | 44 732                | 11 179    | 488         | 1 913              |  |
| Franklin County .....        | 03                     | 3 574  | 39 487                         | 10 731                    | 24 102                | 2 878     | 450         | 1 326              |  |
| Frontier County .....        | 03                     | 3 099  | 37 201                         | 6 534                     | 23 351                | 6 061     | 244         | 1 010              |  |
| Furnas County .....          | 03                     | 5 324  | 60 981                         | 17 448                    | 30 351                | 10 894    | 442         | 1 847              |  |
| Gage County .....            | 01                     | 22 993   | 156 143                        | 61 960                    | 57 401                | 28 369    | 1 098       | 7 315              |  |
| Garden County .....          | 03                     | 2 292  | 34 461                         | 8 052                     | 10 386                | 2 500     | 12 746      | 777                |  |
| Garfield County .....        | 03                     | 1 902  | 13 615                         | 5 934                     | 5 019                 | 2 088     | 124         | 450                |  |
| Gosper County .....          | 03                     | 2 143  | 29 551                         | 6 561                     | 19 623                | 2 856     | 91          | 419                |  |
| Grant County .....           | 03                     | 747  | 3 037                          | 1 968                     | 578                   | 63        | 91          | 337                |  |
| Greeley County .....         | 03                     | 2 714  | 28 826                         | 7 009                     | 17 374                | 3 185     | 244         | 1 014              |  |
| Hall County .....            | 03                     | 53 534   | 297 574                        | 117 124                   | 81 454                | 52 704    | 14 219      | 32 073             |  |
| Hamilton County .....        | 03                     | 9 403  | 76 627                         | 19 391                    | 49 160                | 5 977     | 441         | 1 658              |  |
| Harlan County .....          | 03                     | 3 786  | 38 490                         | 10 628                    | 23 231                | 3 104     | 244         | 1 283              |  |
| Hayes County.....            | 03                     | 1 068  | 17 776                         | 1 640                     | 14 352                | 1 550     | 30          | 204                |  |
| Hitchcock County.....        | 03                     | 3 111  | 35 738                         | 9 898                     | 19 539                | 4 846     | 569         | 885                |  |
| Holt County .....            | 03                     | 11 551   | 92 694                         | 26 679                    | 48 688                | 13 992    | 528         | 2 807              |  |
| Hooker County .....          | 03                     | 783  | 4 278                          | 2 466                     | 1 130                 | 477       | 30          | 175                |  |
| Howard County .....          | 03                     | 6 567  | 48 684                         | 14 784                    | 25 314                | 6 877     | 320         | 1 389              |  |
| Jefferson County .....       | 03                     | 8 333  | 73 262                         | 24 022                    | 32 128                | 14 532    | 473         | 2 107              |  |
| Johnson County .....         | 01                     | 4 488  | 38 841                         | 11 771                    | 17 259                | 7 603     | 320         | 1 888              |  |
| Kearney County .....         | 03                     | 6 882  | 62 397                         | 14 918                    | 42 590                | 2 670     | 784         | 1 435              |  |
| Keith County .....           | 03                     | 8 875  | 58 829                         | 21 841                    | 23 087                | 11 560    | 487         | 1 855              |  |
| Keya Paha County.....        | 03                     | 983  | 8 132                          | 1 925                     | 2 757                 | 3 164     | 61          | 225                |  |
| Kimball County .....         | 03                     | 4 089  | 44 275                         | 12 649                    | 18 589                | 11 407    | 819         | 810                |  |
| Knox County .....            | 03                     | 9 374  | 80 842                         | 24 433                    | 33 842                | 18 702    | 1 167       | 2 698              |  |
| Lancaster County.....        | 01                     | 250 291  | 1 436 683                      | 479 070                   | 208 315               | 546 082   | 54 274      | 148 943            |  |
| Lincoln County .....         | 03                     | 34 632   | 228 994                        | 91 463                    | 66 226                | 38 855    | 19 595      | 12 855             |  |
| Logan County .....           | 03                     | 774  | 8 981                          | 2 251                     | 4 815                 | 1 772     | 30          | 112                |  |
| Loup County .....            | 03                     | 712  | 4 337                          | 1 182                     | 2 460                 | 624       | 15          | 56                 |  |
| McPherson County .....       | 03                     | 533  | 6 238                          | 1 622                     | 1 607                 | 2 867     | 30          | 112                |  |
| Madison County .....         | 01                     | 35 226   | 187 458                        | 74 183                    | 55 368                | 25 252    | 19 384      | 13 271             |  |
| Merrick County .....         | 03                     | 8 204  | 60 622                         | 19 012                    | 33 236                | 6 060     | 473         | 1 841              |  |
| Morrill County .....         | 03                     | 5 440  | 35 903                         | 13 075                    | 17 169                | 4 344     | 259         | 1 055              |  |
| Nance County.....            | 03                     | 4 038  | 41 243                         | 9 154                     | 23 524                | 7 641     | 168         | 756                |  |
| Nemaha County .....          | 01                     | 7 576  | 53 280                         | 18 995                    | 25 720                | 6 268     | 396         | 1 900              |  |
| Nuckolls County .....        | 03                     | 5 057  | 55 858                         | 15 758                    | 28 460                | 9 791     | 335         | 1 514              |  |
| Otoe County .....            | 01                     | 15 396   | 88 011                         | 36 646                    | 37 628                | 9 516     | 1 004       | 3 217              |  |
| Pawnee County .....          | 01                     | 3 087  | 31 606                         | 9 571                     | 17 128                | 3 725     | 244         | 938                |  |
| Perkins County .....         | 03                     | 3 200  | 52 095                         | 8 306                     | 38 022                | 4 777     | 183         | 808                |  |
| Phelps County .....          | 03                     | 9 747  | 85 111                         | 24 815                    | 51 302                | 6 418     | 473         | 2 103              |  |
| Pierce County .....          | 03                     | 7 857  | 55 239                         | 15 759                    | 32 586                | 5 015     | 351         | 1 528              |  |
| Platte County .....          | 03                     | 31 662   | 141 972                        | 60 280                    | 55 835                | 15 244    | 2 851       | 7 763              |  |
| Polk County .....            | 03                     | 5 639  | 51 635                         | 13 100                    | 33 777                | 3 303     | 306         | 1 150              |  |
| Red Willow County .....      | 03                     | 11 448   | 78 624                         | 31 852                    | 33 219                | 8 789     | 651         | 4 113              |  |
| Richardson County .....      | 01                     | 9 531  | 73 118                         | 27 729                    | 31 351                | 11 236    | 523         | 2 279              |  |
| Rock County .....            | 03                     | 1 756  | 15 637                         | 4 078                     | 8 914                 | 2 140     | 123         | 382                |  |

See footnotes at end of table.

**Table 15. Federal Government Expenditure, by State and County Area: Fiscal Year 2001—Con.**

[Thousand dollars]

| State and county area       | Congressional district | United States resident population <sup>1</sup> | Federal government expenditure |                           |                       |           |             |                    |
|-----------------------------|------------------------|--|--------------------------------|---------------------------|-----------------------|-----------|-------------|--------------------|
|                             |                        |  | Total                          | Retirement and Disability | Other Direct Payments | Grants    | Procurement | Salaries and Wages |
| <b>Nebraska—Con.</b>        |                        |  |                                |                           |                       |           |             |                    |
| Saline County .....         | 01                     | 13 843   | 87 343                         | 31 668                    | 38 220                | 8 858     | 4 663       | 3 934              |
| Sarpy County .....          | 02                     | 122 595  | 715 534                        | 194 658                   | 43 098                | 46 869    | 100 579     | 330 330            |
| Saunders County .....       | 01                     | 19 830   | 110 035                        | 41 114                    | 49 526                | 7 156     | 7 206       | 5 033              |
| Scotts Bluff County .....   | 03                     | 36 951   | 206 515                        | 98 336                    | 49 771                | 43 341    | 5 188       | 9 879              |
| Seward County .....         | 01                     | 16 496   | 85 212                         | 33 502                    | 41 297                | 6 278     | 949         | 3 185              |
| Sheridan County .....       | 03                     | 6 198  | 39 621                         | 16 940                    | 16 507                | 4 631     | 303         | 1 238              |
| Sherman County .....        | 03                     | 3 318  | 38 347                         | 9 070                     | 20 033                | 8 158     | 213         | 874                |
| Sioux County .....          | 03                     | 1 475  | 6 104                          | 1 739                     | 3 124                 | 721       | 48          | 471                |
| Stanton County .....        | 01                     | 6 455  | 28 759                         | 7 403                     | 17 914                | 2 081     | 152         | 1 207              |
| Thayer County .....         | 03                     | 6 055  | 65 934                         | 18 180                    | 36 151                | 9 162     | 604         | 1 836              |
| Thomas County .....         | 03                     | 729  | 5 311                          | 1 753                     | 1 059                 | 118       | 440         | 1 942              |
| Thurston County .....       | 01                     | 7 171  | 86 695                         | 13 303                    | 24 640                | 36 570    | 5 868       | 6 315              |
| Valley County .....         | 03                     | 4 647  | 45 680                         | 13 356                    | 20 952                | 9 419     | 361         | 1 593              |
| Washington County .....     | 01                     | 18 780   | 75 415                         | 33 381                    | 29 083                | 9 326     | 1 000       | 2 625              |
| Wayne County .....          | 01                     | 9 851  | 55 707                         | 15 619                    | 30 871                | 6 752     | 335         | 2 130              |
| Webster County .....        | 03                     | 4 061  | 41 199                         | 12 347                    | 22 424                | 4 712     | 337         | 1 380              |
| Wheeler County .....        | 03                     | 886  | 10 253                         | 1 646                     | 7 797                 | 382       | 91          | 337                |
| York County .....           | 01                     | 14 598   | 103 654                        | 34 191                    | 54 388                | 11 036    | 655         | 3 383              |
| State undistributed .....   |                        |  | 280 108                        | 982                       | 235 162               | 43 964    | —           | —                  |
| <b>Nevada</b>               |                        |  |                                |                           |                       |           |             |                    |
| Churchill County .....      | 02                     | 1 998 257                                      | 9 623 557                      | 4 206 042                 | 1 915 044             | 1 441 815 | 1 041 208   | 1 019 449          |
| Clark County .....          | 01 02                  | 23 982   | 244 136                        | 64 947                    | 19 279                | 27 790    | 84 857      | 47 264             |
| Clark County .....          | 01 02                  | 1 375 765                                      | 5 901 320                      | 2 841 558                 | 979 510               | 574 263   | 797 764     | 708 225            |
| Douglas County .....        | 02                     | 41 259   | 138 940                        | 94 595                    | 23 214                | 11 243    | 4 904       | 4 984              |
| Elko County .....           | 02                     | 45 291   | 115 864                        | 50 735                    | 15 930                | 25 705    | 5 072       | 18 422             |
| Esmeralda County .....      | 02                     | 971  | 15 429                         | 12 486                    | 1 166                 | 1 206     | 122         | 449                |
| Eureka County .....         | 02                     | 1 651  | 10 746                         | 2 872                     | 1 145                 | 5 835     | 700         | 194                |
| Humboldt County .....       | 02                     | 16 106   | 50 900                         | 24 010                    | 8 918                 | 9 608     | 1 588       | 6 777              |
| Lander County .....         | 02                     | 5 794  | 31 525                         | 7 963                     | 4 590                 | 13 455    | 1 687       | 3 828              |
| Lincoln County .....        | 02                     | 4 165  | 23 233                         | 13 469                    | 4 407                 | 3 594     | 220         | 1 544              |
| Lyon County .....           | 02                     | 34 501   | 143 364                        | 91 480                    | 24 723                | 21 303    | 1 623       | 4 234              |
| Mineral County .....        | 02                     | 5 071  | 72 172                         | 21 009                    | 6 139                 | 7 686     | 33 985      | 3 353              |
| Nye County .....            | 02                     | 32 485   | 166 893                        | 118 277                   | 25 717                | 11 489    | 2 125       | 9 284              |
| Carson City city area ..... | 02                     | 52 457   | 558 558                        | 154 856                   | 58 759                | 295 138   | 22 364      | 27 441             |
| Pershing County .....       | 02                     | 6 693  | 27 148                         | 7 762                     | 4 203                 | 14 287    | 329         | 567                |
| Storey County .....         | 02                     | 3 399  | 6 416                          | 4 453                     | 654                   | 1 063     | 78          | 168                |
| Washoe County .....         | 02                     | 339 486  | 1 519 908                      | 668 114                   | 261 592               | 335 605   | 79 262      | 175 335            |
| White Pine County .....     | 02                     | 9 181  | 54 320                         | 20 918                    | 12 102                | 9 394     | 4 529       | 7 378              |
| State undistributed .....   |                        |  | 542 686                        | 6 540                     | 462 996               | 73 150    | —           | —                  |
| <b>New Hampshire</b>        |                        |  |                                |                           |                       |           |             |                    |
| Belknap County .....        | 01 02                  | 1 235 786                                      | 6 313 708                      | 2 653 520                 | 1 201 319             | 1 287 637 | 655 188     | 516 043            |
| Belknap County .....        | 01 02                  | 56 325   | 283 675                        | 156 038                   | 56 085                | 47 610    | 10 143      | 13 798             |
| Carroll County .....        | 01                     | 43 666   | 223 690                        | 126 241                   | 39 847                | 46 233    | 3 196       | 8 172              |
| Cheshire County .....       | 02                     | 73 825   | 309 282                        | 160 910                   | 68 394                | 63 700    | 4 957       | 11 321             |
| Coos County .....           | 02                     | 33 111   | 202 853                        | 98 166                    | 50 436                | 44 324    | 1 580       | 8 348              |
| Grafton County .....        | 02                     | 81 743   | 484 562                        | 185 072                   | 73 523                | 143 897   | 53 864      | 28 206             |
| Hillsborough County .....   | 01 02                  | 380 841  | 1 923 641                      | 737 061                   | 288 947               | 247 836   | 386 706     | 263 090            |
| Merrimack County .....      | 01 02                  | 136 225  | 836 472                        | 277 003                   | 149 733               | 350 759   | 12 751      | 46 226             |
| Rockingham County .....     | 01 02                  | 277 359  | 1 123 987                      | 551 561                   | 177 611               | 115 714   | 170 128     | 108 972            |
| Strafford County .....      | 01                     | 112 233  | 515 629                        | 251 968                   | 90 325                | 141 741   | 9 796       | 21 800             |
| Sullivan County .....       | 02                     | 40 458   | 211 697                        | 103 577                   | 45 021                | 54 923    | 2 067       | 6 110              |
| State undistributed .....   |                        |  | 198 219                        | 5 922                     | 161 397               | 30 900    | —           | —                  |
| <b>New Jersey</b>           |                        |  |                                |                           |                       |           |             |                    |
| Atlantic County .....       | 02                     | 8 414 350                                      | 46 239 529                     | 17 589 550                | 12 232 259            | 8 477 717 | 4 157 859   | 3 782 144          |
| Atlantic County .....       | 02                     | 252 552  | 1 407 558                      | 558 029                   | 355 268               | 243 162   | 59 113      | 191 985            |
| Bergen County .....         | 05 09                  | 884 118  | 3 842 881                      | 1 977 573                 | 1 002 919             | 351 492   | 319 700     | 191 197            |
| Burlington County .....     | 01 02 03 04            | 423 394  | 2 929 542                      | 1 005 136                 | 367 973               | 198 086   | 934 014     | 424 332            |
| Camden County .....         | 01 03                  | 508 932  | 2 725 799                      | 1 120 333                 | 653 968               | 457 458   | 310 957     | 183 084            |
| Cape May County .....       | 02                     | 102 326  | 621 913                        | 308 640                   | 168 925               | 52 935    | 42 856      | 48 557             |
| Cumberland County .....     | 02                     | 146 438  | 776 120                        | 314 148                   | 213 429               | 177 089   | 31 319      | 40 135             |
| Essex County .....          | 2                      | 793 633  | 5 072 726                      | 1 493 011                 | 1 316 697             | 1 674 412 | 163 047     | 425 559            |
| Gloucester County .....     | 01 02                  | 254 673  | 1 012 752                      | 498 186                   | 258 930               | 109 073   | 71 222      | 75 340             |
| Hudson County .....         | 09 10 13               | 608 975  | 3 194 025                      | 922 709                   | 815 052               | 810 896   | 181 953     | 463 415            |
| Hunterdon County .....      | 12                     | 121 989  | 360 466                        | 210 224                   | 83 835                | 36 848    | 9 301       | 20 257             |
| Mercer County .....         | 04 12                  | 350 761  | 3 440 994                      | 856 007                   | 538 830               | 1 593 850 | 272 828     | 179 480            |
| Middlesex County .....      | 06 07 12 13            | 750 162  | 3 173 742                      | 1 330 315                 | 768 709               | 542 398   | 295 533     | 236 788            |
| Monmouth County .....       | 04 06 12               | 615 301  | 3 643 981                      | 1 347 601                 | 671 559               | 350 228   | 807 009     | 467 584            |
| Morris County .....         | 11                     | 470 212  | 1 729 513                      | 865 253                   | 371 104               | 100 769   | 160 251     | 232 136            |
| Ocean County .....          | 03 04                  | 510 916  | 2 852 325                      | 1 653 261                 | 781 827               | 178 727   | 59 485      | 179 024            |
| Passaic County .....        | 05 08 11               | 489 049  | 2 261 607                      | 897 237                   | 567 385               | 478 214   | 213 024     | 105 746            |
| Salem County .....          | 02                     | 64 285   | 311 623                        | 148 544                   | 91 681                | 49 684    | 8 780       | 12 934             |
| Somerset County .....       | 07 11 12               | 297 490  | 950 439                        | 507 489                   | 187 623               | 90 246    | 68 585      | 96 495             |
| Sussex County .....         | 05 11                  | 144 166  | 443 544                        | 244 520                   | 102 246               | 53 172    | 21 997      | 21 609             |
| Union County .....          | 07 10 13               | 522 541  | 2 374 307                      | 1 096 498                 | 642 838               | 362 743   | 102 961     | 169 268            |
| Warren County .....         | 05                     | 102 437  | 425 708                        | 220 444                   | 122 805               | 44 167    | 21 074      | 17 218             |
| State undistributed .....   |                        |  | 2 687 965                      | 14 392                    | 2 148 657             | 522 070   | 2 847       | —                  |
| <b>New Mexico</b>           |                        |  |                                |                           |                       |           |             |                    |
| Bernalillo County .....     | 01 02 03               | 1 819 046                                      | 16 586 876                     | 4 052 326                 | 2 079 400             | 3 586 176 | 5 121 595   | 1 747 380          |
| Bernalillo County .....     | 01 02 03               | 556 678  | 5 675 284                      | 1 363 459                 | 479 660               | 776 296   | 2 233 776   | 822 093            |
| Catron County .....         | 02                     | 3 543  | 23 862                         | 11 658                    | 2 446                 | 5 669     | 265         | 3 824              |
| Chaves County .....         | 02                     | 61 382   | 335 272                        | 147 704                   | 62 396                | 81 024    | 23 845      | 20 302             |
| Colfax County .....         | 03                     | 14 189   | 74 458                         | 38 631                    | 13 624                | 17 819    | 1 167       | 3 217              |
| Curry County .....          | 03                     | 45 044   | 400 608                        | 106 243                   | 72 657                | 56 911    | 32 885      | 131 913            |
| De Baca County .....        | 02                     | 2 240  | 17 695                         | 6 894                     | 3 959                 | 6 099     | 137         | 607                |
| Dona Ana County .....       | 02                     | 174 682  | 1 088 914                      | 352 463                   | 141 065               | 228 215   | 223 568     | 143 603            |
| Eddy County .....           | 02                     | 51 658   | 419 233                        | 126 162                   | 56 930                | 55 441    | 153 887     | 26 813             |
| Grant County .....          | 02                     | 31 002   | 171 021                        | 85 004                    | 31 828                | 42 297    | 1 684       | 10 208             |
| Guadalupe County .....      | 02                     | 4 680  | 48 998                         | 9 937                     | 6 940                 | 30 202    | 422         | 1 496              |
| Harding County .....        | 03                     | 810  | 6 268                          | 2 654                     | 2 142                 | 866       | 107         | 499                |
| Hidalgo County .....        | 02                     | 5 932  | 32 742                         | 14 509                    | 8 906                 | 5 888     | 590         | 2 850              |
| Lea County .....            | 02                     | 55 511   | 248 457                        | 110 436                   | 69 525                | 60 788    | 1 440       | 6 268              |
| Lincoln County .....        | 02                     | 19 411   | 90 091                         | 53 242                    | 13 714                | 17 121    | 1 411       | 4 603              |
| Los Alamos County .....     | 03                     | 18 343   | 2 137 946                      | 27 881                    | 8 819                 | 24 915    | 2 065 041   | 11 290             |

See footnotes at end of table.

Table 15. Federal Government Expenditure, by State and County Area: Fiscal Year 2001—Con.

[Thousand dollars]

| State and county area     | Congressional district | United States resident population <sup>1</sup> | Federal government expenditure |                           |                       |            |             |                    |
|---------------------------|------------------------|--|--------------------------------|---------------------------|-----------------------|------------|-------------|--------------------|
|                           |                        |  | Total                          | Retirement and Disability | Other Direct Payments | Grants     | Procurement | Salaries and Wages |
| <b>New Mexico—Con.</b>    |                        |  |                                |                           |                       |            |             |                    |
| Luna County .....         | 02                     | 25 016   | 135 076                        | 66 586                    | 28 178                | 30 498     | 727         | 9 087              |
| McKinley County .....     | 03                     | 74 798   | 494 677                        | 114 402                   | 45 257                | 219 200    | 12 792      | 103 026            |
| Mora County .....         | 03                     | 5 180  | 42 342                         | 12 622                    | 4 361                 | 21 527     | 1 892       | 1 940              |
| Otero County .....        | 02                     | 62 298   | 587 756                        | 173 653                   | 36 655                | 59 469     | 121 737     | 196 242            |
| Quay County .....         | 03                     | 10 155   | 77 584                         | 29 416                    | 23 465                | 21 535     | 503         | 2 666              |
| Rio Arriba County .....   | 03                     | 41 190   | 256 174                        | 79 310                    | 34 272                | 120 020    | 7 002       | 15 570             |
| Roosevelt County .....    | 03                     | 18 018   | 121 867                        | 34 423                    | 45 835                | 37 840     | 714         | 3 054              |
| Sandoval County .....     | 01 03                  | 89 908   | 332 596                        | 174 608                   | 49 686                | 90 683     | 3 811       | 13 807             |
| San Juan County .....     | 03                     | 113 801  | 592 213                        | 194 458                   | 106 160               | 164 172    | 48 127      | 79 296             |
| San Miguel County .....   | 03                     | 30 126   | 210 375                        | 62 853                    | 31 662                | 104 983    | 3 203       | 7 673              |
| Santa Fe County .....     | 01 03                  | 129 292  | 982 703                        | 269 547                   | 96 220                | 442 793    | 103 980     | 70 164             |
| Sierra County .....       | 02                     | 13 270   | 98 348                         | 53 816                    | 19 887                | 18 170     | 1 404       | 5 072              |
| Socorro County .....      | 02                     | 18 078   | 114 928                        | 33 572                    | 16 981                | 45 314     | 9 934       | 9 126              |
| Taos County .....         | 03                     | 29 979   | 159 478                        | 62 032                    | 21 965                | 57 970     | 4 723       | 12 789             |
| Torrance County .....     | 01                     | 16 911   | 86 449                         | 30 721                    | 10 487                | 17 120     | 25 468      | 2 653              |
| Union County .....        | 03                     | 4 174  | 33 510                         | 11 380                    | 10 790                | 7 108      | 1 726       | 2 506              |
| Valencia County .....     | 01 02                  | 66 152   | 262 698                        | 146 030                   | 49 758                | 57 493     | 2 844       | 6 574              |
| Cibola County .....       | 02 03                  | 25 595   | 129 496                        | 42 789                    | 16 605                | 22 770     | 30 782      | 16 551             |
| State undistributed ..... |                        |  | 1 097 759                      | 3 232                     | 456 566               | 637 961    | —           | —                  |
| <b>New York</b>           |                        |  |                                |                           |                       |            |             |                    |
| Albany County .....       | 21                     | 18 976 457                                     | 116 366 112                    | 38 771 932                | 30 407 743            | 32 896 648 | 6 167 926   | 8 121 863          |
| Allegany County .....     | 31                     | 294 565  | 5 235 182                      | 934 669                   | 471 235               | 3 386 044  | 118 187     | 325 048            |
| Broome County .....       | 23 25 26               | 49 927   | 228 474                        | 111 275                   | 48 690                | 53 726     | 7 143       | 7 640              |
| Cattaraugus County .....  | 23 25 26               | 200 536  | 1 037 787                      | 511 687                   | 221 764               | 187 643    | 68 386      | 48 307             |
| Cayuga County .....       | 31                     | 83 955   | 518 937                        | 199 248                   | 116 747               | 168 345    | 17 797      | 16 799             |
| Chautauqua County .....   | 25 27 31               | 81 963   | 372 245                        | 174 375                   | 86 106                | 94 141     | 6 418       | 11 206             |
| Chemung County .....      | 31                     | 139 750  | 750 064                        | 340 911                   | 153 748               | 160 636    | 68 472      | 26 297             |
| Chenango County .....     | 31                     | 91 070   | 519 749                        | 233 560                   | 102 892               | 120 763    | 34 796      | 27 738             |
| Clinton County .....      | 23                     | 51 401   | 234 504                        | 121 704                   | 46 075                | 55 418     | 4 323       | 6 984              |
| Columbia County .....     | 24                     | 79 894   | 368 659                        | 177 130                   | 69 135                | 80 857     | 13 248      | 28 290             |
| Cortland County .....     | 22                     | 63 094   | 312 818                        | 150 792                   | 67 270                | 74 196     | 9 645       | 10 915             |
| Delaware County .....     | 25                     | 48 599   | 196 022                        | 98 642                    | 39 364                | 46 339     | 4 202       | 7 474              |
| Dutchess County .....     | 23 26                  | 48 055   | 261 646                        | 121 507                   | 50 842                | 55 726     | 14 130      | 19 441             |
| Erie County .....         | 19 22 26               | 280 150  | 1 160 306                      | 587 411                   | 253 349               | 234 165    | 19 234      | 66 147             |
| Essex County .....        | 27 29 30               | 950 265  | 5 539 852                      | 2 390 370                 | 1 170 275             | 1 191 664  | 313 928     | 473 613            |
| Franklin County .....     | 22 24                  | 38 851   | 229 282                        | 104 069                   | 40 130                | 54 326     | 11 247      | 19 508             |
| Fulton County .....       | 24                     | 51 134   | 245 535                        | 104 797                   | 47 525                | 81 060     | 2 704       | 9 450              |
| Genesee County .....      | 24                     | 55 073   | 241 013                        | 126 108                   | 51 107                | 53 704     | 4 023       | 6 071              |
| Greene County .....       | 27                     | 60 370   | 287 849                        | 139 068                   | 65 883                | 46 499     | 11 441      | 24 958             |
| Hamilton County .....     | 22                     | 48 195   | 224 124                        | 121 985                   | 48 123                | 41 664     | 5 159       | 7 193              |
| Herkimer County .....     | 24                     | 5 379  | 28 493                         | 16 982                    | 6 216                 | 3 631      | 365         | 1 300              |
| Jefferson County .....    | 23 24                  | 64 427   | 306 340                        | 155 646                   | 72 779                | 61 675     | 8 379       | 7 862              |
| Lewis County .....        | 24                     | 111 738  | 957 103                        | 233 781                   | 91 548                | 130 920    | 65 594      | 435 260            |
| Livingston County .....   | 24                     | 26 944   | 113 953                        | 56 810                    | 22 987                | 28 307     | 1 678       | 4 171              |
| Madison County .....      | 27                     | 64 328   | 234 564                        | 126 346                   | 56 363                | 40 159     | 2 563       | 9 132              |
| Monroe County .....       | 23                     | 69 441   | 265 202                        | 145 184                   | 53 268                | 54 358     | 2 863       | 9 530              |
| Montgomery County .....   | 27 28 29               | 735 343  | 3 910 375                      | 1 550 176                 | 1 001 163             | 926 123    | 216 278     | 216 635            |
| Nassau County .....       | 01 23                  | 49 708   | 277 379                        | 144 096                   | 73 879                | 45 099     | 6 954       | 7 352              |
| New York city area .....  | 03 04 05               | 1 334 544                                      | 6 921 058                      | 3 201 331                 | 1 793 961             | 775 401    | 696 386     | 453 979            |
| Niagara County .....      | 2                      | 8 008 278                                      | 48 976 058                     | 13 684 189                | 13 232 044            | 17 353 102 | 1 314 464   | 3 392 279          |
| Oneida County .....       | 23                     | 219 846  | 1 143 377                      | 559 364                   | 259 361               | 205 480    | 35 293      | 83 879             |
| Ontario County .....      | 29                     | 235 469  | 1 523 961                      | 658 580                   | 301 905               | 301 266    | 131 876     | 130 335            |
| Orangetown County .....   | 25                     | 458 336  | 2 591 817                      | 1 050 795                 | 477 775               | 480 356    | 332 793     | 250 098            |
| Orange County .....       | 27                     | 100 224  | 459 229                        | 230 418                   | 95 147                | 73 137     | 10 206      | 50 321             |
| Oswego County .....       | 19 20 26               | 341 367  | 1 783 671                      | 656 938                   | 304 220               | 247 257    | 174 835     | 400 420            |
| Otsego County .....       | 29                     | 44 171   | 185 407                        | 87 223                    | 40 983                | 37 428     | 14 437      | 5 336              |
| Putnam County .....       | 24                     | 122 377  | 510 688                        | 263 486                   | 99 894                | 111 921    | 18 358      | 17 030             |
| Rensselaer County .....   | 23                     | 61 676   | 298 342                        | 143 229                   | 58 200                | 65 268     | 21 267      | 10 378             |
| Rockland County .....     | 19                     | 95 745   | 278 183                        | 163 283                   | 68 212                | 28 858     | 5 069       | 12 761             |
| Saratoga County .....     | 21 22                  | 152 538  | 1 677 662                      | 351 912                   | 188 869               | 1 093 660  | 12 564      | 30 657             |
| Schoharie County .....    | 20                     | 286 753  | 1 452 449                      | 567 864                   | 336 637               | 236 416    | 269 789     | 41 744             |
| Schenectady County .....  | 24                     | 111 931  | 567 552                        | 257 935                   | 103 405               | 168 312    | 9 606       | 28 294             |
| Schoharie County .....    | 21 22                  | 200 635  | 714 199                        | 402 968                   | 129 528               | 96 179     | 9 911       | 75 613             |
| Schoharie County .....    | 21                     | 146 555  | 1 229 404                      | 401 684                   | 184 326               | 141 145    | 436 725     | 65 524             |
| Schoharie County .....    | 22 23                  | 31 582   | 140 589                        | 71 846                    | 29 511                | 32 360     | 1 374       | 5 499              |
| Schoharie County .....    | 23                     | 19 224   | 83 738                         | 43 183                    | 15 316                | 21 063     | 861         | 3 315              |
| Seneca County .....       | 27 31                  | 33 342   | 151 049                        | 82 663                    | 31 787                | 27 428     | 3 217       | 5 954              |
| St. Lawrence County ..... | 31                     | 98 726   | 509 820                        | 254 174                   | 103 888               | 90 491     | 16 561      | 44 706             |
| Suffolk County .....      | 01 02 05               | 1 419 369                                      | 7 328 849                      | 2 996 932                 | 1 464 924             | 1 121 570  | 1 013 201   | 732 222            |
| Sullivan County .....     | 20 26                  | 73 966   | 434 484                        | 181 232                   | 104 968               | 124 599    | 9 284       | 14 401             |
| Tioga County .....        | 25 26                  | 51 784   | 553 278                        | 104 234                   | 34 525                | 41 745     | 362 885     | 9 888              |
| Tompkins County .....     | 26 31                  | 96 501   | 515 242                        | 152 955                   | 75 433                | 248 016    | 18 317      | 20 521             |
| Ulster County .....       | 26                     | 177 749  | 761 207                        | 385 210                   | 163 566               | 169 620    | 12 187      | 30 623             |
| Warren County .....       | 22                     | 63 303   | 298 400                        | 157 166                   | 62 000                | 58 697     | 4 046       | 16 491             |
| Washington County .....   | 22                     | 61 042   | 247 855                        | 135 022                   | 52 648                | 47 516     | 3 734       | 8 934              |
| Wayne County .....        | 27                     | 93 765   | 395 874                        | 204 673                   | 87 226                | 78 987     | 12 697      | 12 291             |
| Westchester County .....  | 17 18 19 20            | 923 459  | 4 627 270                      | 1 982 959                 | 1 293 066             | 875 623    | 153 288     | 322 334            |
| Wyoming County .....      | 27                     | 43 424   | 167 654                        | 83 571                    | 34 609                | 23 860     | 19 056      | 6 558              |
| Yates County .....        | 31                     | 24 621   | 116 368                        | 62 955                    | 26 349                | 19 199     | 2 707       | 5 158              |
| State undistributed ..... |                        |  | 5 663 922                      | 13 647                    | 4 624 999             | 1 023 500  | 1 775       | —                  |
| <b>North Carolina</b>     |                        |  |                                |                           |                       |            |             |                    |
| Alamance County .....     | 06 12                  | 8 049 313                                      | 44 557 095                     | 17 514 173                | 9 264 761             | 9 122 484  | 3 153 677   | 5 502 001          |
| Alexander County .....    | 10                     | 130 800  | 527 726                        | 292 163                   | 126 865               | 79 958     | 13 669      | 15 072             |
| Alleghany County .....    | 10                     | 33 603   | 103 163                        | 60 364                    | 24 156                | 15 011     | 753         | 2 878              |
| Anson County .....        | 05                     | 10 677   | 62 500                         | 30 905                    | 12 936                | 14 341     | 1 922       | 2 395              |
| Ashe County .....         | 08                     | 25 275   | 144 702                        | 56 746                    | 34 091                | 34 692     | 15 859      | 3 315              |
| Avery County .....        | 05                     | 24 384   | 138 263                        | 62 446                    | 28 709                | 40 654     | 2 229       | 4 225              |
| Beaufort County .....     | 10                     | 17 167   | 92 146                         | 44 803                    | 20 039                | 23 742     | 716         | 2 846              |
| Bertie County .....       | 01 03                  | 44 958   | 253 612                        | 126 690                   | 60 571                | 58 181     | 1 654       | 6 516              |
| Bladen County .....       | 01                     | 19 773   | 145 866                        | 54 648                    | 33 428                | 47 037     | 6 592       | 4 160              |
| Brunswick County .....    | 01 07                  | 32 278   | 189 936                        | 83 233                    | 40 564                | 54 044     | 6 060       | 6 036              |
| Brunswick County .....    | 07                     | 73 143   | 428 960                        | 231 606                   | 68 126                | 44 871     | 68 045      | 16 312             |

See footnotes at end of table.

Table 15. Federal Government Expenditure, by State and County Area: Fiscal Year 2001—Con.

[Thousand dollars]

| State and county area     | Congressional district | United States resident population <sup>1</sup> | Federal government expenditure |                           |                       |           |             |                    |  |
|---------------------------|------------------------|--|--------------------------------|---------------------------|-----------------------|-----------|-------------|--------------------|--|
|                           |                        |  | Total                          | Retirement and Disability | Other Direct Payments | Grants    | Procurement | Salaries and Wages |  |
| North Carolina—Con.       |                        |  |                                |                           |                       |           |             |                    |  |
| Buncombe County .....     | 10 11                  | 206 330  | 1 121 243                      | 549 917                   | 216 148               | 173 889   | 49 451      | 131 838            |  |
| Burke County .....        | 05 10                  | 89 148   | 344 713                        | 180 706                   | 72 301                | 70 912    | 13 279      | 7 515              |  |
| Cabarrus County .....     | 08                     | 131 063  | 483 239                        | 274 289                   | 124 164               | 62 895    | 4 447       | 17 445             |  |
| Caldwell County .....     | 05 10                  | 77 415   | 282 531                        | 162 502                   | 65 655                | 44 844    | 2 243       | 7 286              |  |
| Camden County .....       | 03                     | 6 885  | 44 037                         | 22 075                    | 15 122                | 4 732     | 216         | 1 891              |  |
| Carteret County .....     | 03                     | 59 383   | 339 285                        | 202 761                   | 55 733                | 41 955    | 15 978      | 22 858             |  |
| Caswell County .....      | 05                     | 23 501   | 102 461                        | 44 569                    | 20 516                | 34 233    | 590         | 2 553              |  |
| Catawba County .....      | 10                     | 141 685  | 503 769                        | 288 456                   | 102 962               | 67 120    | 12 164      | 33 067             |  |
| Chatham County .....      | 04                     | 49 329   | 176 498                        | 96 924                    | 38 947                | 32 408    | 1 447       | 6 772              |  |
| Cherokee County .....     | 11                     | 24 298   | 153 498                        | 77 265                    | 27 328                | 29 879    | 12 356      | 6 671              |  |
| Chowan County .....       | 01                     | 14 526   | 83 382                         | 43 590                    | 20 113                | 16 509    | 528         | 2 642              |  |
| Clay County .....         | 11                     | 8 775  | 52 395                         | 30 130                    | 9 634                 | 10 778    | 442         | 1 410              |  |
| Cleveland County .....    | 09 11                  | 96 287   | 457 218                        | 227 396                   | 94 054                | 89 830    | 34 298      | 11 639             |  |
| Columbus County .....     | 01 07                  | 54 749   | 360 369                        | 148 549                   | 89 851                | 109 520   | 4 607       | 7 842              |  |
| Craven County .....       | 01 03                  | 91 436   | 1 035 260                      | 290 190                   | 90 586                | 84 101    | 126 199     | 444 185            |  |
| Cumberland County .....   | 01 07 08               | 302 963  | 3 426 337                      | 829 132                   | 201 694               | 238 835   | 433 945     | 1 722 731          |  |
| Currituck County .....    | 03                     | 18 190   | 81 046                         | 51 391                    | 15 693                | 9 626     | 1 815       | 2 522              |  |
| Dare County .....         | 03                     | 29 967   | 163 959                        | 81 757                    | 19 804                | 36 343    | 11 552      | 14 503             |  |
| Davidson County .....     | 06 12                  | 147 246  | 593 548                        | 268 342                   | 109 842               | 73 352    | 131 235     | 10 778             |  |
| Davie County .....        | 06 10                  | 34 835   | 129 385                        | 76 557                    | 29 947                | 17 435    | 1 863       | 3 582              |  |
| Duplin County .....       | 01 03                  | 49 063   | 256 014                        | 109 376                   | 58 174                | 74 504    | 5 870       | 8 091              |  |
| Durham County .....       | 02 12                  | 223 314  | 1 790 967                      | 395 951                   | 193 879               | 600 778   | 343 750     | 256 610            |  |
| Edgecombe County .....    | 01 02                  | 55 606   | 323 455                        | 98 123                    | 91 887                | 84 887    | 12 611      | 35 948             |  |
| Forsyth County .....      | 05 10 12               | 306 067  | 1 379 877                      | 664 136                   | 285 444               | 321 055   | 41 021      | 68 220             |  |
| Franklin County .....     | 02                     | 47 260   | 182 617                        | 82 688                    | 43 718                | 49 937    | 1 794       | 4 482              |  |
| Gaston County .....       | 09 12                  | 190 365  | 739 277                        | 413 469                   | 177 074               | 118 531   | 7 669       | 22 534             |  |
| Gates County .....        | 01                     | 10 516   | 56 156                         | 28 330                    | 13 105                | 12 707    | 454         | 1 560              |  |
| Graham County .....       | 11                     | 7 993  | 43 392                         | 21 717                    | 7 906                 | 10 750    | 1 008       | 2 010              |  |
| Granville County .....    | 02 05                  | 48 498   | 245 783                        | 93 513                    | 40 560                | 51 370    | 14 039      | 46 302             |  |
| Greene County .....       | 01                     | 18 974   | 78 175                         | 31 822                    | 21 998                | 20 707    | 1 405       | 2 243              |  |
| Guilford County .....     | 05 06 12               | 421 048  | 2 059 485                      | 864 894                   | 364 687               | 332 743   | 245 703     | 251 459            |  |
| Halifax County .....      | 01 02                  | 57 370   | 387 414                        | 170 992                   | 85 172                | 121 636   | 2 237       | 7 378              |  |
| Harnett County .....      | 02                     | 91 025   | 337 728                        | 158 332                   | 79 563                | 73 589    | 18 749      | 7 495              |  |
| Haywood County .....      | 11                     | 54 033   | 302 000                        | 166 228                   | 56 034                | 53 032    | 18 580      | 8 126              |  |
| Henderson County .....    | 10 11                  | 89 173   | 456 006                        | 291 710                   | 102 593               | 45 661    | 3 354       | 12 688             |  |
| Hertford County .....     | 01                     | 22 601   | 227 902                        | 59 739                    | 30 561                | 40 312    | 92 683      | 4 607              |  |
| Hoke County .....         | 08                     | 33 646   | 112 592                        | 52 532                    | 20 856                | 32 296    | 3 730       | 3 177              |  |
| Hyde County .....         | 03                     | 5 826  | 44 619                         | 13 200                    | 15 155                | 12 448    | 1 895       | 1 921              |  |
| Iredell County .....      | 08 10 12               | 122 660  | 438 461                        | 245 253                   | 110 190               | 63 628    | 4 352       | 15 038             |  |
| Jackson County .....      | 11                     | 33 121   | 135 075                        | 70 987                    | 29 443                | 30 115    | 895         | 3 638              |  |
| Johnston County .....     | 02                     | 121 965  | 453 225                        | 211 588                   | 110 598               | 112 529   | 6 618       | 11 893             |  |
| Jones County .....        | 01 03                  | 10 381   | 67 205                         | 29 500                    | 18 626                | 17 389    | 527         | 1 163              |  |
| Lee County .....          | 02                     | 49 040   | 235 523                        | 130 535                   | 51 479                | 41 235    | 2 089       | 10 184             |  |
| Lenoir County .....       | 01 03                  | 59 648   | 388 696                        | 163 697                   | 101 105               | 94 211    | 8 399       | 21 285             |  |
| Lincoln County .....      | 10                     | 63 780   | 206 888                        | 126 467                   | 44 685                | 27 021    | 1 800       | 6 915              |  |
| McDowell County .....     | 10 11                  | 42 151   | 183 493                        | 99 248                    | 30 863                | 47 597    | 1 101       | 4 684              |  |
| Macon County .....        | 11                     | 29 811   | 174 776                        | 98 645                    | 32 219                | 26 650    | 7 495       | 9 766              |  |
| Madison County .....      | 11                     | 19 635   | 154 136                        | 46 165                    | 22 546                | 73 305    | 9 345       | 2 775              |  |
| Martin County .....       | 01 03                  | 25 593   | 156 640                        | 70 356                    | 39 150                | 41 807    | 946         | 4 381              |  |
| Mecklenburg County .....  | 08 09 12               | 695 454  | 2 797 072                      | 1 071 979                 | 456 796               | 374 195   | 579 513     | 314 589            |  |
| Mitchell County .....     | 10                     | 15 687   | 92 581                         | 42 620                    | 16 578                | 30 404    | 502         | 2 477              |  |
| Montgomery County .....   | 08                     | 26 822   | 123 613                        | 57 358                    | 25 387                | 24 791    | 13 028      | 3 049              |  |
| Moore County .....        | 02 08                  | 74 769   | 421 192                        | 277 883                   | 84 444                | 46 350    | 2 564       | 9 952              |  |
| Nash County .....         | 01 02                  | 87 420   | 407 556                        | 227 944                   | 77 626                | 93 834    | 3 853       | 4 299              |  |
| New Hanover County .....  | 01 07                  | 160 307  | 822 380                        | 397 511                   | 156 769               | 119 026   | 98 944      | 50 129             |  |
| Northampton County .....  | 01                     | 22 086   | 149 569                        | 64 177                    | 33 049                | 49 270    | 594         | 2 478              |  |
| Onslow County .....       | 03 07                  | 150 355  | 1 624 451                      | 339 255                   | 75 629                | 65 928    | 215 048     | 928 591            |  |
| Orange County .....       | 04 12                  | 118 227  | 701 363                        | 178 539                   | 80 581                | 377 094   | 41 934      | 23 215             |  |
| Pamlico County .....      | 03                     | 12 934   | 72 091                         | 42 339                    | 14 163                | 12 491    | 835         | 2 263              |  |
| Pasquotank County .....   | 01 03                  | 34 897   | 261 346                        | 90 358                    | 53 466                | 52 228    | 10 972      | 54 322             |  |
| Pender County .....       | 01 03 07               | 41 082   | 183 851                        | 100 012                   | 35 381                | 38 504    | 5 379       | 4 575              |  |
| Perquimans County .....   | 01                     | 11 368   | 73 217                         | 39 729                    | 17 294                | 14 146    | 375         | 1 673              |  |
| Person County .....       | 05                     | 35 623   | 149 661                        | 74 827                    | 33 397                | 37 259    | 791         | 3 387              |  |
| Pitt County .....         | 01 03                  | 133 798  | 549 564                        | 245 137                   | 119 359               | 140 824   | 21 763      | 22 480             |  |
| Polk County .....         | 10 11                  | 18 324   | 102 367                        | 61 712                    | 17 385                | 13 876    | 6 598       | 2 797              |  |
| Randolph County .....     | 06                     | 130 454  | 389 838                        | 221 310                   | 92 884                | 55 113    | 6 885       | 13 646             |  |
| Richmond County .....     | 08                     | 46 564   | 256 657                        | 130 979                   | 56 411                | 61 203    | 1 244       | 6 819              |  |
| Robeson County .....      | 07 08                  | 123 339  | 644 244                        | 273 115                   | 146 563               | 205 200   | 3 625       | 15 742             |  |
| Rockingham County .....   | 05                     | 91 928   | 434 447                        | 219 706                   | 101 471               | 80 180    | 23 048      | 10 041             |  |
| Rowan County .....        | 06 08 12               | 130 340  | 574 720                        | 282 423                   | 115 628               | 92 251    | 12 633      | 71 785             |  |
| Rutherford County .....   | 10 11                  | 62 899   | 280 429                        | 155 338                   | 52 819                | 63 069    | 1 856       | 7 347              |  |
| Sampson County .....      | 03                     | 60 161   | 282 088                        | 125 437                   | 67 188                | 75 349    | 5 227       | 8 887              |  |
| Scotland County .....     | 08                     | 35 998   | 188 058                        | 84 535                    | 39 580                | 59 451    | 928         | 3 563              |  |
| Stanly County .....       | 08                     | 58 100   | 230 664                        | 133 723                   | 54 760                | 30 239    | 1 795       | 10 148             |  |
| Stokes County .....       | 05                     | 44 711   | 135 954                        | 78 005                    | 25 678                | 22 503    | 5 464       | 4 305              |  |
| Surry County .....        | 05                     | 71 219   | 324 549                        | 168 660                   | 73 580                | 70 711    | 2 334       | 9 265              |  |
| Swain County .....        | 11                     | 12 968   | 103 952                        | 35 851                    | 23 295                | 29 555    | 2 101       | 13 148             |  |
| Transylvania County ..... | 11                     | 29 334   | 157 984                        | 100 688                   | 29 340                | 16 019    | 4 707       | 7 229              |  |
| Tyrrell County .....      | 03                     | 4 149  | 28 097                         | 9 395                     | 10 397                | 7 666     | 117         | 523                |  |
| Union County .....        | 08                     | 123 677  | 309 911                        | 173 365                   | 67 729                | 42 282    | 13 791      | 12 744             |  |
| Vance County .....        | 01 02                  | 42 954   | 225 632                        | 104 635                   | 48 047                | 60 738    | 6 639       | 5 573              |  |
| Wake County .....         | 02 04                  | 627 846  | 3 644 438                      | 1 001 281                 | 506 620               | 1 697 240 | 157 550     | 281 748            |  |
| Warren County .....       | 01                     | 19 972   | 106 577                        | 46 632                    | 18 581                | 38 709    | 534         | 2 122              |  |
| Washington County .....   | 01                     | 13 723   | 83 093                         | 37 308                    | 22 435                | 20 444    | 636         | 2 271              |  |
| Watauga County .....      | 05                     | 42 695   | 136 870                        | 69 735                    | 30 609                | 28 579    | 2 106       | 5 840              |  |

See footnotes at end of table.

Table 15. Federal Government Expenditure, by State and County Area: Fiscal Year 2001—Con.

[Thousand dollars]

| State and county area      | Congressional district | United States resident population <sup>1</sup> | Federal government expenditure |                           |                       |            |             |                    |  |
|----------------------------|------------------------|--|--------------------------------|---------------------------|-----------------------|------------|-------------|--------------------|--|
|                            |                        |  | Total                          | Retirement and Disability | Other Direct Payments | Grants     | Procurement | Salaries and Wages |  |
| North Carolina—Con.        |                        |  |                                |                           |                       |            |             |                    |  |
| Wayne County .....         | 01 03                  | 113 329  | 805 603                        | 293 392                   | 126 266               | 146 009    | 47 543      | 192 393            |  |
| Wilkes County .....        | 05 10                  | 65 632   | 275 827                        | 136 705                   | 55 436                | 70 004     | 3 329       | 10 352             |  |
| Wilson County .....        | 01 02                  | 73 814   | 356 772                        | 163 938                   | 81 306                | 93 102     | 8 866       | 9 560              |  |
| Yadkin County .....        | 10                     | 36 348   | 151 247                        | 76 841                    | 31 965                | 37 378     | 982         | 4 081              |  |
| Yancey County .....        | 11                     | 17 774   | 93 729                         | 47 177                    | 16 960                | 26 387     | 666         | 2 539              |  |
| State undistributed .....  |                        |  | 2 165 217                      | 33 323                    | 1 923 057             | 208 731    | 105         | —                  |  |
| North Dakota .....         |                        | 642 200  | 5 948 331                      | 1 352 493                 | 2 397 610             | 1 284 101  | 279 990     | 634 136            |  |
| Adams County .....         | 00                     | 2 593  | 32 517                         | 7 045                     | 15 055                | 9 285      | 183         | 950                |  |
| Barnes County .....        | 00                     | 11 775   | 127 242                        | 30 448                    | 64 444                | 23 954     | 3 518       | 4 878              |  |
| Benson County .....        | 00                     | 6 964  | 118 908                        | 13 573                    | 52 124                | 44 659     | 2 787       | 5 764              |  |
| Billings County .....      | 00                     | 888  | 12 426                         | 1 125                     | 3 217                 | 4 386      | 2 246       | 1 451              |  |
| Bottineau County .....     | 00                     | 7 149  | 94 127                         | 19 094                    | 57 190                | 13 063     | 1 474       | 3 306              |  |
| Bowman County .....        | 00                     | 3 242  | 30 113                         | 8 294                     | 15 344                | 5 159      | 329         | 987                |  |
| Burke County .....         | 00                     | 2 242  | 38 548                         | 7 422                     | 23 739                | 4 694      | 405         | 2 289              |  |
| Burleigh County .....      | 00                     | 69 416   | 625 700                        | 146 370                   | 96 636                | 317 032    | 8 812       | 56 851             |  |
| Cass County .....          | 00                     | 123 138  | 613 014                        | 204 460                   | 145 872               | 117 203    | 34 278      | 111 200            |  |
| Cavalier County .....      | 00                     | 4 831  | 104 367                        | 13 120                    | 77 883                | 11 129     | 391         | 1 844              |  |
| Dickey County .....        | 00                     | 5 757  | 64 949                         | 13 320                    | 40 363                | 9 184      | 366         | 1 715              |  |
| Divide County .....        | 00                     | 2 283  | 39 252                         | 6 835                     | 23 609                | 7 538      | 152         | 1 118              |  |
| Dunn County .....          | 00                     | 3 600  | 27 393                         | 6 123                     | 15 526                | 4 080      | 557         | 1 107              |  |
| Eddy County .....          | 00                     | 2 757  | 32 866                         | 7 806                     | 18 844                | 4 808      | 229         | 1 179              |  |
| Emmons County .....        | 00                     | 4 331  | 50 132                         | 10 901                    | 28 923                | 8 847      | 244         | 1 217              |  |
| Foster County .....        | 00                     | 3 759  | 55 665                         | 9 536                     | 25 876                | 13 319     | 5 459       | 1 475              |  |
| Golden Valley County ..... | 00                     | 1 924  | 24 566                         | 5 274                     | 10 896                | 7 783      | 107         | 506                |  |
| Grand Forks County .....   | 00                     | 66 109   | 494 802                        | 96 361                    | 125 126               | 91 090     | 51 180      | 131 045            |  |
| Grant County .....         | 00                     | 2 841  | 31 949                         | 6 768                     | 19 497                | 4 250      | 213         | 1 222              |  |
| Griggs County .....        | 00                     | 2 754  | 37 137                         | 7 633                     | 23 460                | 4 445      | 304         | 1 295              |  |
| Hettinger County .....     | 00                     | 2 715  | 42 622                         | 8 262                     | 27 444                | 5 597      | 168         | 1 152              |  |
| Kidder County .....        | 00                     | 2 753  | 31 132                         | 6 372                     | 17 974                | 5 368      | 244         | 1 174              |  |
| La Moure County .....      | 00                     | 4 701  | 63 983                         | 12 685                    | 42 064                | 6 499      | 734         | 2 001              |  |
| Logan County .....         | 00                     | 2 308  | 28 104                         | 5 372                     | 17 501                | 4 279      | 183         | 770                |  |
| McHenry County .....       | 00                     | 5 987  | 71 222                         | 17 030                    | 35 380                | 15 096     | 630         | 3 086              |  |
| McIntosh County .....      | 00                     | 3 390  | 41 579                         | 10 928                    | 23 956                | 5 251      | 229         | 1 215              |  |
| McKenzie County .....      | 00                     | 5 737  | 44 242                         | 10 412                    | 19 474                | 9 737      | 2 243       | 2 376              |  |
| McLean County .....        | 00                     | 9 311  | 120 665                        | 26 367                    | 57 074                | 22 168     | 9 853       | 5 203              |  |
| Mercer County .....        | 00                     | 8 644  | 41 737                         | 16 266                    | 16 776                | 6 015      | 459         | 2 222              |  |
| Morton County .....        | 00                     | 25 303   | 153 170                        | 53 421                    | 45 811                | 17 150     | 31 182      | 5 606              |  |
| Mountrail County .....     | 00                     | 6 631  | 84 377                         | 16 389                    | 39 525                | 22 239     | 1 378       | 4 846              |  |
| Nelson County .....        | 00                     | 3 715  | 65 683                         | 12 328                    | 40 257                | 11 281     | 366         | 1 451              |  |
| Oliver County .....        | 00                     | 2 065  | 13 462                         | 2 867                     | 8 081                 | 2 288      | 36          | 189                |  |
| Pembina County .....       | 00                     | 8 585  | 106 932                        | 21 437                    | 60 715                | 11 394     | 5 887       | 7 499              |  |
| Pierce County .....        | 00                     | 4 675  | 49 647                         | 11 454                    | 28 650                | 7 558      | 374         | 1 611              |  |
| Ramsey County .....        | 00                     | 12 066   | 160 710                        | 31 372                    | 75 930                | 37 792     | 5 241       | 10 375             |  |
| Ransom County .....        | 00                     | 5 890  | 56 252                         | 13 933                    | 33 179                | 5 817      | 1 510       | 1 813              |  |
| Renville County .....      | 00                     | 2 610  | 54 252                         | 7 763                     | 35 738                | 9 390      | 381         | 979                |  |
| Richland County .....      | 00                     | 17 998   | 153 897                        | 34 386                    | 84 353                | 30 002     | 1 312       | 3 844              |  |
| Rolette County .....       | 00                     | 13 674   | 177 249                        | 26 077                    | 38 983                | 56 816     | 28 566      | 26 807             |  |
| Sargent County .....       | 00                     | 4 366  | 51 538                         | 9 257                     | 33 183                | 6 577      | 406         | 2 115              |  |
| Sheridan County .....      | 00                     | 1 710  | 29 537                         | 4 740                     | 17 963                | 6 248      | 107         | 479                |  |
| Sioux County .....         | 00                     | 4 044  | 52 345                         | 5 591                     | 17 898                | 20 593     | 972         | 7 291              |  |
| Slope County .....         | 00                     | 767  | 13 898                         | 1 111                     | 10 721                | 1 923      | 30          | 112                |  |
| Stark County .....         | 00                     | 22 636   | 119 710                        | 48 055                    | 44 248                | 18 673     | 1 105       | 7 628              |  |
| Steele County .....        | 00                     | 2 258  | 38 644                         | 5 664                     | 28 309                | 2 749      | 1 114       | 808                |  |
| Stutsman County .....      | 00                     | 21 908   | 199 625                        | 53 074                    | 80 426                | 52 393     | 2 605       | 11 126             |  |
| Towner County .....        | 00                     | 2 876  | 66 948                         | 7 616                     | 46 145                | 11 451     | 586         | 1 149              |  |
| Traill County .....        | 00                     | 8 477  | 83 032                         | 20 819                    | 48 971                | 10 349     | 560         | 2 334              |  |
| Walsh County .....         | 00                     | 12 389   | 127 345                        | 31 170                    | 69 817                | 18 598     | 4 096       | 3 665              |  |
| Ward County .....          | 00                     | 58 795   | 527 587                        | 132 312                   | 102 731               | 55 853     | 61 852      | 174 840            |  |
| Wells County .....         | 00                     | 5 102  | 76 199                         | 15 561                    | 47 161                | 11 422     | 412         | 1 644              |  |
| Williams County .....      | 00                     | 19 761   | 124 348                        | 50 303                    | 48 312                | 18 471     | 1 935       | 5 327              |  |
| State undistributed .....  |                        |  | 220 986                        | 594                       | 169 235               | 51 157     | —           | —                  |  |
| Ohio .....                 |                        | 11 353 140                                     | 61 704 785                     | 24 262 352                | 15 706 406            | 11 761 590 | 5 123 873   | 4 850 564          |  |
| Adams County .....         | 02                     | 27 330   | 178 402                        | 68 481                    | 34 425                | 69 464     | 1 654       | 4 377              |  |
| Allen County .....         | 04                     | 108 473  | 645 030                        | 383 341                   | 131 229               | 82 900     | 20 116      | 27 444             |  |
| Ashland County .....       | 16                     | 52 523   | 180 013                        | 98 810                    | 44 758                | 27 833     | 2 313       | 6 298              |  |
| Ashtabula County .....     | 19                     | 102 728  | 480 658                        | 241 827                   | 130 257               | 67 156     | 26 958      | 14 461             |  |
| Athens County .....        | 06                     | 62 223   | 307 380                        | 101 255                   | 71 886                | 92 739     | 19 829      | 21 670             |  |
| Auglaize County .....      | 04 08                  | 46 611   | 174 569                        | 84 626                    | 60 687                | 20 347     | 3 055       | 5 854              |  |
| Belmont County .....       | 18                     | 70 226   | 387 349                        | 202 513                   | 101 462               | 67 950     | 4 124       | 11 300             |  |
| Brown County .....         | 02                     | 42 285   | 170 264                        | 80 337                    | 46 018                | 37 431     | 1 468       | 5 011              |  |
| Butler County .....        | 08                     | 332 807  | 1 151 383                      | 595 835                   | 259 258               | 210 119    | 51 806      | 34 365             |  |
| Carroll County .....       | 18                     | 28 836   | 88 449                         | 48 211                    | 19 848                | 16 851     | 732         | 2 808              |  |
| Champaign County .....     | 07                     | 38 890   | 167 808                        | 78 534                    | 48 657                | 22 050     | 13 923      | 4 645              |  |
| Clark County .....         | 07                     | 144 742  | 806 513                        | 385 369                   | 185 899               | 136 720    | 52 589      | 45 937             |  |
| Clermont County .....      | 02                     | 177 977  | 455 678                        | 253 750                   | 107 969               | 71 069     | 4 746       | 18 144             |  |
| Clinton County .....       | 06                     | 40 543   | 189 997                        | 88 273                    | 60 946                | 30 142     | 1 898       | 8 738              |  |
| Columbiana County .....    | 17 18                  | 112 075  | 508 672                        | 270 751                   | 128 562               | 76 244     | 8 136       | 24 979             |  |
| Coshocton County .....     | 18                     | 36 655   | 152 503                        | 78 920                    | 38 386                | 28 512     | 1 133       | 5 552              |  |
| Crawford County .....      | 04                     | 46 966   | 218 282                        | 112 542                   | 72 436                | 27 446     | 1 422       | 4 436              |  |
| Cuyahoga County .....      | 10 11 13 19            | 1 393 978                                      | 8 778 721                      | 3 282 525                 | 2 257 453             | 1 773 774  | 534 113     | 930 856            |  |
| Darke County .....         | 08                     | 53 309   | 224 902                        | 108 508                   | 69 935                | 37 406     | 2 619       | 6 434              |  |
| Defiance County .....      | 05                     | 39 500   | 156 908                        | 78 589                    | 47 381                | 20 994     | 4 253       | 5 692              |  |
| Delaware County .....      | 12                     | 109 989  | 493 861                        | 136 879                   | 59 062                | 276 225    | 8 634       | 13 061             |  |
| Erie County .....          | 05                     | 79 551   | 392 830                        | 187 962                   | 96 590                | 74 767     | 20 566      | 12 945             |  |
| Fairfield County .....     | 07                     | 122 759  | 398 324                        | 227 085                   | 102 729               | 49 512     | 3 923       | 15 075             |  |
| Fayette County .....       | 07                     | 28 433   | 147 514                        | 56 129                    | 46 327                | 40 521     | 1 078       | 3 459              |  |
| Franklin County .....      | 12 15                  | 1 068 978                                      | 6 713 315                      | 1 942 852                 | 1 039 181             | 2 560 120  | 489 548     | 681 615            |  |

See footnotes at end of table.

Table 15. Federal Government Expenditure, by State and County Area: Fiscal Year 2001—Con.

[Thousand dollars]

| State and county area     | Congressional district | United States resident population <sup>1</sup> | Federal government expenditure |                           |                       |           |             |                    |  |
|---------------------------|------------------------|--|--------------------------------|---------------------------|-----------------------|-----------|-------------|--------------------|--|
|                           |                        |  | Total                          | Retirement and Disability | Other Direct Payments | Grants    | Procurement | Salaries and Wages |  |
| Ohio—Con.                 |                        |  |                                |                           |                       |           |             |                    |  |
| Fulton County .....       | 09                     | 42 084   | 159 278                        | 83 372                    | 54 331                | 12 428    | 3 611       | 5 536              |  |
| Gallia County .....       | 06                     | 31 069   | 171 579                        | 76 763                    | 38 040                | 51 034    | 1 193       | 4 550              |  |
| Geauga County .....       | 13                     | 90 895   | 210 060                        | 130 723                   | 47 020                | 17 109    | 8 013       | 7 194              |  |
| Greene County .....       | 07                     | 147 886  | 2 166 467                      | 304 896                   | 115 767               | 76 477    | 795 194     | 874 133            |  |
| Guernsey County .....     | 18                     | 40 792   | 195 123                        | 97 546                    | 48 374                | 40 898    | 1 832       | 6 474              |  |
| Hamilton County .....     | 01 02                  | 845 303  | 6 310 971                      | 1 900 361                 | 1 249 272             | 1 041 418 | 1 517 509   | 602 411            |  |
| Hancock County .....      | 04                     | 71 295   | 229 224                        | 115 892                   | 68 506                | 32 508    | 2 417       | 9 901              |  |
| Hardin County .....       | 04                     | 31 945   | 124 106                        | 39 670                    | 52 723                | 17 970    | 7 456       | 6 287              |  |
| Harrison County .....     | 18                     | 15 856   | 86 905                         | 45 318                    | 20 523                | 14 850    | 2 516       | 3 699              |  |
| Henry County .....        | 05                     | 29 210   | 120 198                        | 60 052                    | 42 834                | 10 450    | 1 418       | 5 444              |  |
| Highland County .....     | 06                     | 40 875   | 196 269                        | 87 716                    | 56 931                | 44 271    | 1 420       | 5 932              |  |
| Hocking County .....      | 06                     | 28 241   | 115 078                        | 58 027                    | 27 024                | 26 165    | 909         | 2 953              |  |
| Holmes County .....       | 16                     | 38 943   | 70 069                         | 37 362                    | 13 913                | 11 418    | 3 372       | 4 004              |  |
| Huron County .....        | 05                     | 59 487   | 247 055                        | 138 229                   | 69 807                | 28 010    | 2 338       | 8 671              |  |
| Jackson County .....      | 06                     | 32 641   | 174 917                        | 76 055                    | 30 903                | 62 871    | 1 174       | 3 913              |  |
| Jefferson County .....    | 18                     | 73 894   | 462 694                        | 233 815                   | 128 011               | 80 254    | 5 383       | 15 231             |  |
| Knox County .....         | 04 16                  | 54 500   | 215 659                        | 110 849                   | 61 523                | 34 640    | 1 985       | 6 663              |  |
| Lake County .....         | 19                     | 227 511  | 823 567                        | 482 896                   | 214 707               | 77 741    | 19 795      | 28 428             |  |
| Lawrence County .....     | 06                     | 62 319   | 351 152                        | 172 709                   | 69 993                | 94 588    | 6 110       | 7 751              |  |
| Licking County .....      | 12 18                  | 145 491  | 645 731                        | 298 075                   | 123 275               | 78 186    | 118 003     | 28 192             |  |
| Logan County .....        | 04 07                  | 46 005   | 210 462                        | 95 115                    | 64 549                | 32 620    | 6 183       | 11 995             |  |
| Lorain County .....       | 05 13                  | 284 664  | 1 149 900                      | 561 563                   | 299 858               | 168 233   | 18 288      | 101 958            |  |
| Lucas County .....        | 09                     | 455 554  | 2 317 903                      | 961 450                   | 633 631               | 503 414   | 82 883      | 136 524            |  |
| Madison County .....      | 15                     | 40 213   | 160 768                        | 73 370                    | 51 931                | 29 415    | 1 376       | 4 675              |  |
| Mahoning County .....     | 17                     | 257 555  | 1 450 850                      | 690 395                   | 379 399               | 271 080   | 29 113      | 80 863             |  |
| Marion County .....       | 04                     | 66 217   | 297 112                        | 149 713                   | 85 723                | 48 067    | 4 446       | 9 163              |  |
| Medina County .....       | 13                     | 151 095  | 435 072                        | 252 927                   | 104 206               | 44 268    | 14 480      | 19 191             |  |
| Meigs County .....        | 06                     | 23 072   | 121 076                        | 55 695                    | 25 415                | 34 816    | 1 321       | 3 828              |  |
| Mercer County .....       | 05 08                  | 40 924   | 104 888                        | 25 042                    | 53 817                | 18 331    | 1 701       | 5 997              |  |
| Miami County .....        | 08                     | 98 868   | 532 326                        | 211 634                   | 104 377               | 56 010    | 147 010     | 13 295             |  |
| Monroe County .....       | 18                     | 15 180   | 77 903                         | 36 401                    | 16 155                | 21 304    | 959         | 3 085              |  |
| Montgomery County .....   | 03 08                  | 559 062  | 3 576 664                      | 1 495 332                 | 684 806               | 553 026   | 545 904     | 297 596            |  |
| Morgan County .....       | 18                     | 14 897   | 66 836                         | 32 140                    | 14 289                | 14 588    | 1 167       | 4 652              |  |
| Morrow County .....       | 04                     | 31 628   | 89 551                         | 48 207                    | 24 838                | 12 622    | 808         | 3 077              |  |
| Muskingum County .....    | 18                     | 84 585   | 400 039                        | 202 893                   | 86 338                | 84 956    | 7 851       | 18 001             |  |
| Noble County .....        | 18                     | 14 058   | 42 914                         | 21 977                    | 9 101                 | 9 577     | 519         | 1 740              |  |
| Ottawa County .....       | 05 09                  | 40 985   | 192 038                        | 109 340                   | 52 294                | 14 038    | 4 313       | 12 054             |  |
| Paulding County .....     | 05                     | 20 293   | 71 984                         | 26 710                    | 31 503                | 9 743     | 1 165       | 2 863              |  |
| Perry County .....        | 18                     | 34 078   | 150 360                        | 76 281                    | 36 558                | 32 126    | 1 185       | 4 211              |  |
| Pickaway County .....     | 07 15                  | 52 727   | 196 177                        | 90 727                    | 59 008                | 39 145    | 1 635       | 5 663              |  |
| Pike County .....         | 06                     | 27 695   | 219 830                        | 64 085                    | 29 559                | 47 509    | 74 799      | 3 878              |  |
| Portage County .....      | 13 14                  | 152 061  | 508 766                        | 252 817                   | 144 809               | 80 074    | 12 396      | 18 671             |  |
| Preble County .....       | 08                     | 42 337   | 170 932                        | 85 796                    | 49 029                | 28 791    | 1 527       | 5 788              |  |
| Putnam County .....       | 05                     | 34 726   | 102 397                        | 39 480                    | 42 900                | 13 005    | 2 620       | 4 392              |  |
| Richland County .....     | 04                     | 128 852  | 586 770                        | 286 505                   | 129 018               | 103 610   | 17 728      | 49 910             |  |
| Ross County .....         | 06 07                  | 73 345   | 402 731                        | 168 810                   | 74 649                | 87 404    | 8 109       | 63 759             |  |
| Sandusky County .....     | 05                     | 61 792   | 238 748                        | 118 344                   | 72 896                | 36 640    | 4 047       | 6 821              |  |
| Scioto County .....       | 06                     | 79 195   | 509 099                        | 229 013                   | 112 640               | 152 856   | 3 321       | 11 268             |  |
| Seneca County .....       | 05                     | 58 683   | 265 736                        | 140 174                   | 82 690                | 31 608    | 2 945       | 8 320              |  |
| Shelby County .....       | 08                     | 47 910   | 158 740                        | 80 004                    | 49 545                | 22 361    | 1 513       | 5 316              |  |
| Stark County .....        | 14 16                  | 378 098  | 1 697 179                      | 894 220                   | 420 812               | 257 568   | 45 769      | 78 812             |  |
| Summit County .....       | 13 14                  | 542 899  | 2 675 705                      | 1 141 391                 | 688 127               | 442 777   | 236 439     | 166 970            |  |
| Trumbull County .....     | 13 17                  | 225 116  | 1 051 817                      | 556 994                   | 291 866               | 143 401   | 18 181      | 41 375             |  |
| Tuscarawas County .....   | 18                     | 90 914   | 356 660                        | 198 353                   | 78 295                | 61 224    | 5 798       | 12 990             |  |
| Union County .....        | 07                     | 40 909   | 113 273                        | 52 064                    | 38 607                | 17 169    | 1 262       | 4 172              |  |
| Van Wert County .....     | 05                     | 29 659   | 116 607                        | 49 888                    | 39 988                | 21 445    | 1 348       | 3 939              |  |
| Vinton County .....       | 06                     | 12 806   | 58 310                         | 26 574                    | 10 979                | 18 218    | 854         | 1 684              |  |
| Warren County .....       | 02 06                  | 158 383  | 401 112                        | 240 160                   | 84 476                | 49 270    | 9 162       | 18 043             |  |
| Washington County .....   | 06                     | 63 251   | 298 200                        | 151 840                   | 70 486                | 57 631    | 6 701       | 11 543             |  |
| Wayne County .....        | 16                     | 111 564  | 373 091                        | 206 346                   | 88 963                | 56 120    | 6 248       | 15 414             |  |
| Williams County .....     | 05                     | 39 188   | 145 477                        | 78 139                    | 48 451                | 12 008    | 1 357       | 5 521              |  |
| Wood County .....         | 05 09                  | 121 065  | 394 628                        | 182 156                   | 130 425               | 60 618    | 6 165       | 15 263             |  |
| Wyandot County .....      | 04                     | 22 908   | 104 475                        | 48 535                    | 36 530                | 14 723    | 980         | 3 707              |  |
| State undistributed ..... |                        |  | 2 464 248                      | 9 523                     | 2 278 055             | 176 599   | 15          | 56                 |  |
| Oklahoma .....            |                        | 3 450 654                                      | 22 671 563                     | 8 201 022                 | 5 088 578             | 4 119 052 | 2 212 488   | 3 050 422          |  |
| Adair County .....        | 02                     | 21 038   | 135 152                        | 43 386                    | 23 463                | 55 725    | 9 903       | 2 674              |  |
| Alfalfa County .....      | 06                     | 6 105  | 49 975                         | 16 673                    | 26 037                | 4 118     | 763         | 2 383              |  |
| Atoka County .....        | 03                     | 13 879   | 81 980                         | 30 502                    | 17 476                | 30 302    | 405         | 3 295              |  |
| Beaver County .....       | 06                     | 5 857  | 40 762                         | 11 852                    | 20 993                | 5 901     | 479         | 1 538              |  |
| Beckham County .....      | 06                     | 19 799   | 98 807                         | 41 876                    | 33 790                | 19 702    | 674         | 2 765              |  |
| Blaine County .....       | 06                     | 11 976   | 84 527                         | 26 703                    | 30 380                | 23 013    | 759         | 3 671              |  |
| Bryan County .....        | 03                     | 36 534   | 274 711                        | 94 072                    | 59 747                | 65 532    | 48 018      | 7 342              |  |
| Caddo County .....        | 06                     | 30 150   | 220 688                        | 79 559                    | 60 558                | 56 710    | 4 103       | 19 758             |  |
| Canadian County .....     | 05 06                  | 87 697   | 316 252                        | 168 493                   | 64 555                | 24 398    | 5 123       | 53 682             |  |
| Carter County .....       | 03                     | 45 621   | 232 617                        | 118 674                   | 60 158                | 43 882    | 2 082       | 7 821              |  |
| Cherokee County .....     | 02                     | 42 521   | 254 899                        | 89 191                    | 51 205                | 86 842    | 4 313       | 23 349             |  |
| Choctaw County .....      | 03                     | 15 342   | 131 679                        | 43 748                    | 29 348                | 50 984    | 4 477       | 3 123              |  |
| Cimarron County .....     | 06                     | 3 148  | 35 170                         | 8 031                     | 23 061                | 3 091     | 122         | 864                |  |
| Cleveland County .....    | 04                     | 208 016  | 835 648                        | 454 907                   | 121 760               | 100 303   | 111 593     | 47 084             |  |
| Coal County .....         | 03                     | 6 031  | 40 943                         | 16 315                    | 8 929                 | 14 429    | 259         | 1 010              |  |
| Comanche County .....     | 04                     | 114 996  | 1 224 159                      | 335 620                   | 93 942                | 86 046    | 130 604     | 577 948            |  |
| Cotton County .....       | 04                     | 6 614  | 54 289                         | 18 431                    | 24 639                | 9 415     | 309         | 1 496              |  |
| Craig County .....        | 02                     | 14 950   | 88 673                         | 41 761                    | 21 755                | 21 261    | 734         | 3 162              |  |
| Creek County .....        | 02                     | 67 367   | 262 494                        | 144 894                   | 56 152                | 51 595    | 2 486       | 7 367              |  |
| Custer County .....       | 06                     | 26 142   | 124 799                        | 33 700                    | 51 915                | 29 456    | 1 040       | 8 688              |  |
| Delaware County .....     | 02                     | 37 077   | 166 935                        | 87 159                    | 37 503                | 37 188    | 1 088       | 3 997              |  |
| Dewey County .....        | 06                     | 4 743  | 38 091                         | 12 974                    | 18 701                | 4 019     | 488         | 1 911              |  |
| Ellis County .....        | 06                     | 4 075  | 32 598                         | 11 698                    | 14 779                | 4 554     | 290         | 1 277              |  |
| Garfield County .....     | 06                     | 57 813   | 418 337                        | 154 006                   | 93 449                | 29 997    | 74 063      | 66 821             |  |
| Garvin County .....       | 04                     | 27 210   | 226 096                        | 81 140                    | 49 809                | 33 384    | 56 532      | 5 231              |  |

See footnotes at end of table.



Table 15. Federal Government Expenditure, by State and County Area: Fiscal Year 2001—Con.

[Thousand dollars]

| State and county area     | Congressional district | United States resident population <sup>1</sup> | Federal government expenditure |                           |                       |           |             |                    |  |
|---------------------------|------------------------|--|--------------------------------|---------------------------|-----------------------|-----------|-------------|--------------------|--|
|                           |                        |  | Total                          | Retirement and Disability | Other Direct Payments | Grants    | Procurement | Salaries and Wages |  |
| Oklahoma—Con.             |                        |  |                                |                           |                       |           |             |                    |  |
| Grady County .....        | 04                     | 45 516   | 186 677                        | 96 017                    | 48 442                | 34 382    | 1 768       | 6 067              |  |
| Grant County .....        | 06                     | 5 144  | 58 928                         | 14 244                    | 36 300                | 6 128     | 442         | 1 814              |  |
| Greer County .....        | 06                     | 6 061  | 52 888                         | 18 183                    | 22 232                | 10 712    | 320         | 1 441              |  |
| Harmon County .....       | 06                     | 3 283  | 42 949                         | 8 693                     | 24 042                | 8 972     | 198         | 1 043              |  |
| Harper County .....       | 06                     | 3 562  | 28 835                         | 10 527                    | 14 854                | 2 016     | 259         | 1 178              |  |
| Haskell County .....      | 02                     | 11 792   | 83 932                         | 37 576                    | 17 110                | 25 842    | 613         | 2 791              |  |
| Hughes County .....       | 03                     | 14 154   | 96 178                         | 41 522                    | 23 916                | 27 342    | 610         | 2 788              |  |
| Jackson County .....      | 04                     | 28 439   | 328 487                        | 80 610                    | 63 393                | 32 922    | 42 179      | 109 384            |  |
| Jefferson County .....    | 04                     | 6 818  | 55 439                         | 20 978                    | 15 938                | 16 062    | 639         | 1 822              |  |
| Johnston County .....     | 03                     | 10 513   | 74 310                         | 27 411                    | 15 505                | 21 306    | 7 220       | 2 868              |  |
| Kay County .....          | 05                     | 48 080   | 349 870                        | 130 081                   | 76 075                | 45 358    | 89 675      | 8 681              |  |
| Kingfisher County .....   | 06                     | 13 926   | 115 798                        | 31 060                    | 29 061                | 5 571     | 46 850      | 3 256              |  |
| Kiowa County .....        | 06                     | 10 227   | 98 945                         | 32 097                    | 40 136                | 20 902    | 2 519       | 3 292              |  |
| Latimer County .....      | 03                     | 10 692   | 64 716                         | 24 811                    | 18 609                | 15 558    | 4 500       | 1 238              |  |
| Le Flore County .....     | 03                     | 48 109   | 297 981                        | 128 184                   | 62 315                | 93 695    | 4 044       | 9 743              |  |
| Lincoln County .....      | 03                     | 32 080   | 145 258                        | 82 537                    | 29 993                | 26 062    | 1 037       | 5 630              |  |
| Logan County .....        | 05                     | 33 924   | 151 350                        | 62 646                    | 38 497                | 39 707    | 6 102       | 4 399              |  |
| Love County .....         | 03                     | 8 831  | 58 546                         | 21 921                    | 11 665                | 23 517    | 274         | 1 170              |  |
| McCain County .....       | 04                     | 27 740   | 109 121                        | 59 747                    | 25 709                | 18 975    | 1 084       | 3 607              |  |
| McCurain County .....     | 03                     | 34 402   | 233 405                        | 82 744                    | 57 378                | 84 807    | 1 532       | 6 944              |  |
| McIntosh County .....     | 02                     | 19 456   | 134 873                        | 71 419                    | 28 188                | 30 011    | 2 795       | 2 461              |  |
| Major County .....        | 06                     | 7 545  | 48 536                         | 18 123                    | 19 062                | 5 402     | 4 026       | 1 923              |  |
| Marshall County .....     | 03                     | 13 184   | 74 413                         | 40 326                    | 18 838                | 13 189    | 320         | 1 740              |  |
| Murray County .....       | 02                     | 38 369   | 167 845                        | 90 820                    | 39 188                | 32 317    | 1 248       | 4 272              |  |
| Murray County .....       | 03                     | 12 623   | 75 454                         | 36 419                    | 16 143                | 16 747    | 1 767       | 4 379              |  |
| Muskogee County .....     | 02                     | 69 451   | 486 338                        | 202 683                   | 109 587               | 98 103    | 11 116      | 64 848             |  |
| Noble County .....        | 05                     | 11 411   | 65 256                         | 25 952                    | 23 237                | 13 270    | 482         | 2 585              |  |
| Nowata County .....       | 02                     | 10 569   | 54 255                         | 27 776                    | 14 233                | 9 532     | 786         | 1 929              |  |
| Okfuskee County .....     | 02                     | 11 814   | 82 930                         | 34 801                    | 17 685                | 27 727    | 442         | 2 274              |  |
| Oklahoma County .....     | 04 05 06               | 660 448  | 6 252 347                      | 1 610 152                 | 736 717               | 1 254 420 | 1 159 667   | 1 491 391          |  |
| Oklmulgee County .....    | 02                     | 39 685   | 242 362                        | 100 739                   | 65 497                | 67 138    | 1 963       | 7 025              |  |
| Osage County .....        | 02 05                  | 44 437   | 149 540                        | 62 990                    | 30 307                | 28 144    | 5 028       | 23 072             |  |
| Ottawa County .....       | 02                     | 33 194   | 217 208                        | 101 201                   | 56 959                | 40 874    | 10 825      | 7 349              |  |
| Pawnee County .....       | 02 03                  | 16 612   | 86 355                         | 40 951                    | 20 243                | 17 763    | 2 382       | 5 016              |  |
| Payne County .....        | 03                     | 68 190   | 322 932                        | 120 979                   | 73 283                | 85 908    | 21 638      | 21 124             |  |
| Pittsburg County .....    | 03                     | 43 953   | 306 526                        | 136 005                   | 54 696                | 53 246    | 17 764      | 44 815             |  |
| Pontotoc County .....     | 03                     | 35 143   | 232 894                        | 94 508                    | 58 421                | 59 251    | 6 874       | 13 840             |  |
| Pottawatomie County ..... | 03                     | 65 521   | 338 038                        | 178 762                   | 65 231                | 66 737    | 5 225       | 22 083             |  |
| Pushmataha County .....   | 03                     | 11 667   | 80 491                         | 34 799                    | 19 255                | 24 039    | 366         | 2 032              |  |
| Roger Mills County .....  | 06                     | 3 436  | 25 891                         | 7 962                     | 11 168                | 4 450     | 394         | 1 917              |  |
| Rogers County .....       | 02                     | 70 641   | 237 604                        | 127 383                   | 46 668                | 41 331    | 2 093       | 20 129             |  |
| Seminole County .....     | 03                     | 24 894   | 169 660                        | 71 699                    | 40 989                | 49 052    | 935         | 6 985              |  |
| Sequoyah County .....     | 02                     | 38 972   | 215 402                        | 96 059                    | 42 135                | 58 998    | 9 557       | 8 653              |  |
| Stephens County .....     | 04                     | 43 182   | 244 000                        | 128 549                   | 55 488                | 51 952    | 1 742       | 6 269              |  |
| Texas County .....        | 06                     | 20 107   | 118 876                        | 30 065                    | 60 791                | 20 794    | 3 809       | 3 416              |  |
| Tillman County .....      | 04                     | 9 287  | 94 182                         | 25 506                    | 44 846                | 20 714    | 639         | 2 476              |  |
| Tulsa County .....        | 01                     | 563 299  | 2 614 288                      | 1 195 949                 | 604 535               | 338 437   | 252 771     | 222 597            |  |
| Wagoner County .....      | 01 02                  | 57 491   | 170 408                        | 76 817                    | 43 508                | 45 184    | 806         | 4 093              |  |
| Washington County .....   | 05                     | 48 996   | 216 680                        | 135 759                   | 56 451                | 20 676    | 1 736       | 2 060              |  |
| Washita County .....      | 06                     | 11 508   | 85 993                         | 30 303                    | 35 661                | 8 538     | 9 117       | 2 375              |  |
| Woods County .....        | 06                     | 9 089  | 65 103                         | 23 109                    | 28 159                | 10 936    | 534         | 2 365              |  |
| Woodward County .....     | 06                     | 18 486   | 82 991                         | 40 251                    | 26 159                | 9 992     | 1 070       | 5 519              |  |
| State undistributed ..... |                        |  | 807 728                        | 5 251                     | 759 974               | 42 503    | -           | -                  |  |
| Oregon .....              |                        | 3 421 399                                      | 18 401 222                     | 7 450 459                 | 4 091 371             | 4 307 622 | 959 427     | 1 592 343          |  |
| Baker County .....        | 02                     | 16 741   | 118 768                        | 50 935                    | 16 226                | 30 312    | 7 694       | 13 600             |  |
| Benton County .....       | 04 05                  | 78 153   | 352 902                        | 128 916                   | 53 504                | 121 303   | 11 503      | 37 676             |  |
| Clackamas County .....    | 01 03 05               | 338 391  | 1 260 463                      | 651 364                   | 213 625               | 284 886   | 29 712      | 80 877             |  |
| Columbia County .....     | 01                     | 35 630   | 203 172                        | 93 502                    | 36 768                | 36 925    | 13 568      | 22 409             |  |
| Columbia County .....     | 01                     | 43 560   | 158 910                        | 90 300                    | 33 061                | 27 055    | 3 358       | 5 136              |  |
| Coos County .....         | 04                     | 62 779   | 379 768                        | 203 650                   | 72 908                | 61 050    | 12 648      | 29 512             |  |
| Crook County .....        | 02                     | 19 182   | 96 138                         | 48 989                    | 17 506                | 11 769    | 3 769       | 14 106             |  |
| Curry County .....        | 04                     | 21 137   | 162 295                        | 93 283                    | 29 348                | 31 952    | 1 098       | 6 615              |  |
| Deschutes County .....    | 02                     | 115 367  | 481 422                        | 276 417                   | 76 850                | 58 829    | 31 255      | 38 072             |  |
| Douglas County .....      | 04                     | 100 399  | 618 248                        | 314 907                   | 102 440               | 102 800   | 29 026      | 69 075             |  |
| Gilliam County .....      | 02                     | 1 915  | 22 520                         | 5 734                     | 14 215                | 2 123     | 78          | 370                |  |
| Grant County .....        | 02                     | 7 935  | 52 442                         | 22 483                    | 7 367                 | 7 002     | 4 526       | 11 065             |  |
| Harney County .....       | 02                     | 7 609  | 50 381                         | 19 198                    | 6 442                 | 10 835    | 4 172       | 9 733              |  |
| Hood River County .....   | 02                     | 20 411   | 111 664                        | 38 665                    | 14 055                | 37 122    | 15 678      | 6 144              |  |
| Jackson County .....      | 02                     | 181 269  | 927 364                        | 482 568                   | 162 178               | 152 916   | 46 025      | 83 678             |  |
| Jefferson County .....    | 02                     | 19 009   | 93 761                         | 43 451                    | 17 397                | 24 151    | 1 735       | 7 028              |  |
| Josephine County .....    | 02 04                  | 75 726   | 427 009                        | 251 782                   | 84 709                | 67 804    | 7 316       | 15 398             |  |
| Klamath County .....      | 02                     | 63 775   | 374 710                        | 173 484                   | 71 600                | 64 769    | 13 169      | 51 687             |  |
| Lake County .....         | 02                     | 7 422  | 68 982                         | 23 530                    | 7 900                 | 10 355    | 15 095      | 12 101             |  |
| Lane County .....         | 04                     | 322 959  | 1 550 828                      | 732 117                   | 299 019               | 376 088   | 42 047      | 101 557            |  |
| Lincoln County .....      | 05                     | 44 479   | 267 769                        | 143 693                   | 54 037                | 41 950    | 13 065      | 15 023             |  |
| Linn County .....         | 04                     | 103 669  | 466 543                        | 255 394                   | 91 723                | 91 479    | 5 160       | 22 787             |  |
| Malheur County .....      | 02                     | 31 615   | 147 888                        | 63 012                    | 33 730                | 38 606    | 2 652       | 9 889              |  |
| Marion County .....       | 05                     | 284 834  | 1 984 440                      | 670 611                   | 267 387               | 94 144    | 20 614      | 84 684             |  |
| Morrow County .....       | 02                     | 10 995   | 70 295                         | 20 175                    | 35 013                | 8 165     | 4 327       | 2 614              |  |
| Multnomah County .....    | 01 03                  | 660 486  | 4 299 420                      | 1 391 364                 | 725 480               | 1 136 058 | 387 990     | 658 528            |  |
| Polk County .....         | 05                     | 62 380   | 224 638                        | 90 455                    | 57 064                | 67 418    | 2 921       | 6 781              |  |
| Sherman County .....      | 02                     | 1 934  | 34 494                         | 5 551                     | 16 737                | 6 048     | 2 511       | 3 648              |  |
| Tillamook County .....    | 05                     | 24 262   | 139 824                        | 79 090                    | 29 267                | 20 146    | 3 660       | 7 661              |  |
| Umatilla County .....     | 02                     | 70 548   | 503 577                        | 149 407                   | 104 629               | 69 513    | 144 718     | 35 310             |  |

See footnotes at end of table.

Table 15. Federal Government Expenditure, by State and County Area: Fiscal Year 2001—Con.

[Thousand dollars]

| State and county area       | Congressional district | United States resident population <sup>1</sup> | Federal government expenditure |                           |                       |            |             |                    |  |
|-----------------------------|------------------------|--|--------------------------------|---------------------------|-----------------------|------------|-------------|--------------------|--|
|                             |                        |  | Total                          | Retirement and Disability | Other Direct Payments | Grants     | Procurement | Salaries and Wages |  |
| Oregon—Con.                 |                        |  |                                |                           |                       |            |             |                    |  |
| Union County .....          | 02                     | 24 530   | 131 862                        | 62 193                    | 34 569                | 19 956     | 5 392       | 9 752              |  |
| Wallowa County .....        | 02                     | 7 226  | 50 421                         | 21 590                    | 11 417                | 8 829      | 4 089       | 4 496              |  |
| Wasco County .....          | 02                     | 23 791   | 154 876                        | 65 025                    | 34 982                | 21 707     | 16 247      | 16 916             |  |
| Washington County .....     | 01                     | 445 342  | 994 824                        | 508 799                   | 229 896               | 149 531    | 37 450      | 69 148             |  |
| Wheeler County .....        | 02                     | 1 547  | 14 082                         | 5 123                     | 2 195                 | 6 274      | 131         | 359                |  |
| Yamhill County .....        | 01                     | 84 992   | 324 794                        | 156 662                   | 75 544                | 48 651     | 15 028      | 28 909             |  |
| State undistributed .....   |                        |  | 1 079 727                      | 17 040                    | 950 584               | 112 102    | —           | —                  |  |
| Pennsylvania .....          |                        | 12 281 054                                     | 79 310 064                     | 30 386 147                | 21 525 877            | 14 847 321 | 6 787 928   | 5 762 792          |  |
| Adams County .....          | 19                     | 91 292   | 377 587                        | 203 825                   | 71 980                | 52 468     | 19 243      | 30 070             |  |
| Allegheny County .....      | 04 14 18 20            | 1 281 666                                      | 10 163 955                     | 3 462 949                 | 2 544 048             | 1 799 143  | 1 456 024   | 901 791            |  |
| Armstrong County .....      | 05 12                  | 72 392   | 445 284                        | 217 858                   | 113 931               | 91 741     | 8 529       | 13 226             |  |
| Beaver County .....         | 04                     | 181 412  | 952 497                        | 498 165                   | 285 002               | 138 660    | 8 062       | 22 609             |  |
| Bedford County .....        | 09                     | 49 984   | 272 074                        | 124 101                   | 58 499                | 76 868     | 4 278       | 8 328              |  |
| Berks County .....          | 06                     | 373 638  | 1 528 382                      | 812 842                   | 380 117               | 215 947    | 46 971      | 72 505             |  |
| Blair County .....          | 09                     | 129 144  | 745 213                        | 363 984                   | 178 841               | 144 257    | 8 682       | 49 450             |  |
| Bradford County .....       | 10                     | 62 761   | 304 862                        | 152 889                   | 60 232                | 62 761     | 15 795      | 13 185             |  |
| Bucks County .....          | 08                     | 597 635  | 2 250 647                      | 1 232 634                 | 587 365               | 187 026    | 160 040     | 83 581             |  |
| Butler County .....         | 04 21                  | 174 083  | 968 354                        | 399 245                   | 209 653               | 95 344     | 196 731     | 67 381             |  |
| Cambria County .....        | 12                     | 152 598  | 1 083 571                      | 461 309                   | 264 883               | 154 231    | 124 738     | 78 409             |  |
| Cameron County .....        | 05                     | 5 974  | 35 275                         | 17 098                    | 10 552                | 6 340      | 274         | 1 011              |  |
| Carbon County .....         | 11                     | 58 802   | 304 608                        | 170 733                   | 88 561                | 32 898     | 5 024       | 7 393              |  |
| Centre County .....         | 05 09                  | 135 758  | 799 933                        | 218 864                   | 137 923               | 318 943    | 86 529      | 37 674             |  |
| Chester County .....        | 07 16                  | 433 501  | 1 908 053                      | 789 721                   | 357 202               | 180 435    | 403 865     | 176 830            |  |
| Clarion County .....        | 05 12                  | 41 765   | 217 481                        | 98 607                    | 66 952                | 40 682     | 4 315       | 6 925              |  |
| Clearfield County .....     | 05 09                  | 83 382   | 419 661                        | 211 946                   | 108 255               | 76 997     | 6 114       | 16 349             |  |
| Clinton County .....        | 05                     | 37 914   | 180 850                        | 90 325                    | 49 453                | 29 441     | 2 063       | 9 569              |  |
| Columbia County .....       | 11                     | 64 151   | 278 895                        | 155 386                   | 74 935                | 35 594     | 2 441       | 10 539             |  |
| Crawford County .....       | 05 21                  | 90 366   | 427 479                        | 223 753                   | 108 984               | 70 736     | 9 542       | 14 463             |  |
| Cumberland County .....     | 17 19                  | 213 674  | 1 232 204                      | 591 090                   | 197 683               | 58 463     | 68 822      | 316 147            |  |
| Dauphin County .....        | 17                     | 251 798  | 3 856 710                      | 786 667                   | 362 922               | 2 338 847  | 174 399     | 193 875            |  |
| Delaware County .....       | 01 02 07 16            | 550 864  | 2 728 075                      | 1 350 593                 | 811 597               | 296 687    | 133 330     | 135 868            |  |
| Elk County .....            | 05                     | 35 112   | 156 464                        | 88 624                    | 43 256                | 16 572     | 1 939       | 6 073              |  |
| Erie County .....           | 21                     | 280 843  | 1 324 606                      | 640 544                   | 327 119               | 218 778    | 53 572      | 84 593             |  |
| Fayette County .....        | 12 20                  | 148 644  | 1 026 009                      | 464 167                   | 294 767               | 229 905    | 9 982       | 27 188             |  |
| Forest County .....         | 05                     | 4 946  | 38 458                         | 19 655                    | 9 157                 | 6 828      | 559         | 2 258              |  |
| Franklin County .....       | 09                     | 129 313  | 652 917                        | 364 038                   | 109 723               | 70 634     | 44 319      | 64 203             |  |
| Fulton County .....         | 09                     | 14 261   | 72 520                         | 35 744                    | 14 164                | 17 804     | 2 953       | 1 856              |  |
| Greene County .....         | 20                     | 40 672   | 286 317                        | 107 953                   | 68 257                | 58 895     | 42 383      | 8 829              |  |
| Huntingdon County .....     | 09                     | 45 586   | 208 747                        | 107 292                   | 49 485                | 41 871     | 3 142       | 6 957              |  |
| Indiana County .....        | 12                     | 89 605   | 488 624                        | 211 718                   | 132 323               | 117 810    | 9 797       | 16 977             |  |
| Jefferson County .....      | 05                     | 45 932   | 245 966                        | 127 855                   | 64 055                | 42 760     | 2 463       | 8 832              |  |
| Juniata County .....        | 09                     | 22 821   | 87 489                         | 48 406                    | 21 914                | 12 214     | 854         | 4 101              |  |
| Lackawanna County .....     | 10                     | 213 295  | 1 400 173                      | 616 272                   | 379 776               | 199 748    | 141 567     | 62 810             |  |
| Lancaster County .....      | 16 17                  | 470 658  | 1 796 547                      | 955 065                   | 375 916               | 225 401    | 140 167     | 99 998             |  |
| Lawrence County .....       | 04                     | 94 643   | 577 871                        | 292 050                   | 168 708               | 80 292     | 9 676       | 27 144             |  |
| Lebanon County .....        | 17                     | 120 327  | 630 379                        | 306 548                   | 117 387               | 74 867     | 33 311      | 98 267             |  |
| Lehigh County .....         | 15                     | 312 090  | 1 406 125                      | 605 054                   | 374 311               | 192 832    | 175 136     | 58 792             |  |
| Luzerne County .....        | 11                     | 319 250  | 2 018 339                      | 949 136                   | 561 339               | 270 427    | 71 418      | 166 019            |  |
| Lycoming County .....       | 05 10                  | 120 044  | 593 914                        | 291 137                   | 143 636               | 88 424     | 34 605      | 36 112             |  |
| McKean County .....         | 05                     | 45 936   | 252 485                        | 120 885                   | 60 281                | 41 766     | 4 086       | 25 467             |  |
| Mercer County .....         | 21                     | 120 293  | 660 590                        | 348 398                   | 190 396               | 98 490     | 4 607       | 18 700             |  |
| Mifflin County .....        | 09                     | 46 486   | 227 803                        | 110 972                   | 57 942                | 50 131     | 1 530       | 7 228              |  |
| Monroe County .....         | 10 11                  | 138 687  | 625 530                        | 302 633                   | 123 773               | 36 321     | 66 005      | 96 799             |  |
| Montgomery County .....     | 2                      | 750 097  | 3 700 700                      | 1 789 156                 | 872 203               | 288 170    | 488 517     | 262 654            |  |
| Montour County .....        | 11                     | 18 236   | 85 646                         | 45 616                    | 24 752                | 11 863     | 1 213       | 2 201              |  |
| Northampton County .....    | 15                     | 267 066  | 1 314 787                      | 672 099                   | 366 845               | 167 351    | 30 107      | 78 385             |  |
| Northumberland County ..... | 06 11                  | 94 556   | 532 122                        | 266 079                   | 140 784               | 104 881    | 6 671       | 13 706             |  |
| Perry County .....          | 09 17                  | 43 602   | 185 258                        | 95 346                    | 38 640                | 44 546     | 1 473       | 5 253              |  |
| Philadelphia County .....   | 01 02 03               | 1 517 550                                      | 14 496 398                     | 3 704 956                 | 3 258 342             | 3 974 563  | 1 764 786   | 1 793 750          |  |
| Pike County .....           | 10                     | 46 302   | 147 400                        | 95 197                    | 30 089                | 8 482      | 2 136       | 11 496             |  |
| Potter County .....         | 05                     | 18 080   | 89 569                         | 45 256                    | 20 380                | 20 380     | 1 308       | 3 221              |  |
| Schuylkill County .....     | 06                     | 150 336  | 834 324                        | 441 638                   | 236 423               | 102 153    | 14 138      | 39 972             |  |
| Snyder County .....         | 09                     | 37 546   | 135 710                        | 76 969                    | 35 077                | 16 951     | 1 674       | 5 038              |  |
| Somerset County .....       | 12                     | 80 023   | 419 200                        | 206 039                   | 115 885               | 72 329     | 11 596      | 13 351             |  |
| Sullivan County .....       | 10                     | 6 556  | 36 816                         | 19 794                    | 8 174                 | 6 682      | 482         | 1 684              |  |
| Susquehanna County .....    | 10                     | 42 238   | 185 893                        | 102 308                   | 43 003                | 30 716     | 1 974       | 7 892              |  |
| Tioga County .....          | 05                     | 41 373   | 202 574                        | 103 709                   | 45 245                | 41 016     | 3 153       | 9 450              |  |
| Union County .....          | 05                     | 41 624   | 246 253                        | 82 613                    | 36 426                | 42 039     | 11 147      | 74 027             |  |
| Venango County .....        | 05                     | 57 565   | 306 712                        | 158 869                   | 82 263                | 53 989     | 2 543       | 9 047              |  |
| Warren County .....         | 05                     | 43 863   | 219 748                        | 113 424                   | 51 719                | 34 290     | 9 665       | 10 650             |  |
| Washington County .....     | 20                     | 202 897  | 1 172 944                      | 581 437                   | 351 395               | 185 259    | 18 911      | 35 941             |  |
| Wayne County .....          | 10                     | 47 722   | 263 251                        | 157 365                   | 62 277                | 25 984     | 8 950       | 8 674              |  |
| Westmoreland County .....   | 04 12 20               | 369 993  | 2 006 063                      | 993 728                   | 611 653               | 302 155    | 33 898      | 64 629             |  |
| Wyoming County .....        | 10                     | 28 080   | 120 282                        | 64 659                    | 28 940                | 20 714     | 1 708       | 4 261              |  |
| York County .....           | 19                     | 381 751  | 1 948 228                      | 808 268                   | 292 974               | 163 864    | 571 997     | 111 125            |  |
| State undistributed .....   |                        |  | 4 400 662                      | 12 891                    | 431 664               | 431 664    | —           | —                  |  |
| Rhode Island .....          |                        | 1 048 319                                      | 6 988 588                      | 2 455 493                 | 1 785 997             | 1 607 491  | 392 187     | 747 420            |  |
| Bristol County .....        | 01                     | 50 648   | 224 565                        | 120 876                   | 57 667                | 32 296     | 4 411       | 9 315              |  |
| Kent County .....           | 02                     | 167 900  | 854 508                        | 428 704                   | 231 104               | 127 499    | 18 121      | 49 080             |  |
| Newport County .....        | 01                     | 85 433   | 1 023 445                      | 244 245                   | 98 318                | 61 251     | 255 848     | 363 783            |  |
| Providence County .....     | 01 02                  | 621 602  | 3 946 968                      | 1 388 909                 | 974 674               | 1 217 781  | 91 289      | 274 316            |  |
| Washington County .....     | 02                     | 123 546  | 595 037                        | 269 205                   | 133 132               | 119 258    | 22 518      | 50 925             |  |
| State undistributed .....   |                        |  | 3 554                          | 3 554                     | 291 103               | 49 407     | —           | —                  |  |
| South Carolina .....        |                        | 4 012 012                                      | 24 674 761                     | 9 501 574                 | 4 762 534             | 4 729 934  | 3 155 170   | 2 525 550          |  |
| Abbeville County .....      | 03                     | 26 167   | 106 204                        | 55 799                    | 19 767                | 26 989     | 858         | 2 790              |  |
| Aiken County .....          | 02 03                  | 142 552  | 2 236 690                      | 342 404                   | 131 453               | 108 851    | 1 594 592   | 59 390             |  |
| Allendale County .....      | 02                     | 11 211   | 75 628                         | 24 036                    | 19 508                | 30 212     | 305         | 1 567              |  |
| Anderson County .....       | 03                     | 165 740  | 707 369                        | 395 088                   | 154 022               | 127 478    | 6 392       | 24 390             |  |
| Bamberg County .....        | 06                     | 16 658   | 105 278                        | 35 798                    | 28 968                | 32 980     | 5 090       | 2 443              |  |

See footnotes at end of table.

**Table 15. Federal Government Expenditure, by State and County Area: Fiscal Year 2001—Con.**

[Thousand dollars]

| State and county area     | Congressional district | United States resident population <sup>1</sup> | Federal government expenditure |                           |                       |           |             |                    |  |
|---------------------------|------------------------|--|--------------------------------|---------------------------|-----------------------|-----------|-------------|--------------------|--|
|                           |                        |  | Total                          | Retirement and Disability | Other Direct Payments | Grants    | Procurement | Salaries and Wages |  |
| South Carolina—Con.       |                        |  |                                |                           |                       |           |             |                    |  |
| Barnwell County .....     | 02                     | 23 478   | 130 728                        | 50 990                    | 30 674                | 42 622    | 3 834       | 2 608              |  |
| Beaufort County .....     | 02 06                  | 120 937  | 854 392                        | 352 650                   | 92 195                | 60 483    | 67 768      | 281 295            |  |
| Berkeley County .....     | 01 06                  | 142 651  | 507 189                        | 283 906                   | 77 264                | 97 959    | 23 988      | 24 072             |  |
| Calhoun County .....      | 02 06                  | 15 185   | 61 337                         | 26 372                    | 16 422                | 16 619    | 305         | 1 619              |  |
| Charleston County .....   | 01 06                  | 309 969  | 3 036 630                      | 887 515                   | 331 716               | 462 204   | 688 982     | 666 213            |  |
| Cherokee County .....     | 05                     | 52 537   | 211 674                        | 105 965                   | 44 753                | 53 502    | 2 088       | 5 364              |  |
| Chester County .....      | 05                     | 34 068   | 161 418                        | 80 629                    | 37 069                | 38 740    | 915         | 4 065              |  |
| Chesterfield County ..... | 05                     | 42 768   | 205 153                        | 90 913                    | 41 782                | 65 388    | 1 451       | 5 618              |  |
| Clarendon County .....    | 06                     | 32 502   | 187 728                        | 76 754                    | 45 164                | 45 164    | 762         | 3 688              |  |
| Colleton County .....     | 02 06                  | 38 264   | 228 800                        | 102 539                   | 51 236                | 66 048    | 2 795       | 6 181              |  |
| Darlington County .....   | 05 06                  | 67 394   | 319 690                        | 143 362                   | 73 875                | 93 268    | 2 246       | 6 939              |  |
| Dillon County .....       | 05                     | 30 722   | 181 639                        | 69 929                    | 48 004                | 58 726    | 762         | 4 217              |  |
| Dorchester County .....   | 01 06                  | 96 413   | 395 847                        | 252 140                   | 66 540                | 61 243    | 4 348       | 11 576             |  |
| Edgefield County .....    | 03                     | 24 595   | 107 277                        | 37 780                    | 17 789                | 23 183    | 7 502       | 21 023             |  |
| Fairfield County .....    | 05                     | 23 454   | 118 488                        | 52 715                    | 25 461                | 31 730    | 5 630       | 2 953              |  |
| Florence County .....     | 06                     | 125 761  | 665 231                        | 292 937                   | 147 691               | 173 249   | 10 368      | 40 986             |  |
| Georgetown County .....   | 01                     | 55 797   | 330 212                        | 191 949                   | 71 705                | 52 960    | 6 311       | 7 287              |  |
| Greenville County .....   | 04                     | 379 616  | 1 594 426                      | 787 614                   | 324 826               | 217 085   | 159 902     | 104 999            |  |
| Greenwood County .....    | 03                     | 66 271   | 304 932                        | 162 938                   | 62 683                | 63 617    | 4 778       | 10 916             |  |
| Hampton County .....      | 02                     | 21 386   | 150 814                        | 55 185                    | 30 409                | 41 942    | 6 334       | 16 944             |  |
| Horry County .....        | 01                     | 196 629  | 877 471                        | 495 771                   | 166 511               | 175 202   | 12 346      | 27 642             |  |
| Jasper County .....       | 02                     | 20 678   | 94 874                         | 34 913                    | 16 080                | 34 470    | 7 271       | 2 140              |  |
| Kershaw County .....      | 05                     | 52 647   | 232 374                        | 131 562                   | 44 700                | 47 958    | 1 503       | 6 651              |  |
| Lancaster County .....    | 05                     | 61 351   | 243 989                        | 133 938                   | 55 003                | 42 607    | 5 799       | 6 643              |  |
| Laurens County .....      | 03 04                  | 69 567   | 287 400                        | 171 845                   | 57 686                | 49 922    | 1 366       | 6 581              |  |
| Lee County .....          | 05 06                  | 20 119   | 110 642                        | 39 769                    | 30 584                | 37 722    | 520         | 2 048              |  |
| Lexington County .....    | 02                     | 216 014  | 797 007                        | 440 209                   | 127 849               | 184 084   | 11 772      | 33 094             |  |
| McCormick County .....    | 03                     | 9 958  | 59 842                         | 31 118                    | 8 436                 | 15 504    | 1 026       | 3 758              |  |
| Marion County .....       | 06                     | 35 466   | 270 240                        | 85 737                    | 50 674                | 60 475    | 67 876      | 5 477              |  |
| Marlboro County .....     | 05                     | 28 818   | 177 878                        | 68 927                    | 41 378                | 61 118    | 2 028       | 4 426              |  |
| Newberry County .....     | 05                     | 36 108   | 178 901                        | 93 948                    | 37 523                | 38 275    | 1 386       | 7 768              |  |
| Oconee County .....       | 03                     | 66 215   | 290 243                        | 178 766                   | 59 455                | 40 406    | 2 306       | 9 310              |  |
| Orangeburg County .....   | 02 06                  | 91 582   | 526 495                        | 219 227                   | 118 272               | 173 373   | 3 127       | 12 495             |  |
| Pickens County .....      | 03                     | 110 757  | 438 598                        | 236 825                   | 78 730                | 97 223    | 10 620      | 15 199             |  |
| Richland County .....     | 02 06                  | 320 677  | 3 059 218                      | 801 246                   | 328 661               | 884 651   | 253 060     | 791 600            |  |
| Saluda County .....       | 03                     | 19 181   | 73 188                         | 35 146                    | 14 544                | 19 626    | 725         | 3 147              |  |
| Spartanburg County .....  | 04                     | 253 791  | 1 017 408                      | 581 782                   | 208 150               | 182 990   | 12 185      | 32 301             |  |
| Sumter County .....       | 05 06                  | 104 646  | 522 403                        | 276 850                   | 99 570                | 137 543   | 34 594      | 203 846            |  |
| Union County .....        | 04                     | 29 881   | 147 886                        | 82 625                    | 31 887                | 27 683    | 973         | 4 718              |  |
| Williamsburg County ..... | 06                     | 37 217   | 320 091                        | 82 836                    | 50 068                | 71 286    | 110 443     | 5 458              |  |
| York County .....         | 05                     | 164 614  | 542 611                        | 311 242                   | 120 889               | 82 439    | 5 937       | 22 105             |  |
| State undistributed ..... |                        |  | 1 191 230                      | 9 387                     | 1 024 907             | 156 936   | —           | —                  |  |
| South Dakota .....        |                        | 754 844  | 5 806 982                      | 1 656 687                 | 1 994 509             | 1 254 320 | 301 058     | 600 407            |  |
| Aurora County .....       | 00                     | 3 058  | 29 069                         | 7 011                     | 17 750                | 3 122     | 213         | 973                |  |
| Beadle County .....       | 00                     | 17 023   | 149 954                        | 46 317                    | 55 028                | 24 479    | 2 544       | 21 585             |  |
| Bennett County .....      | 00                     | 3 574  | 28 765                         | 6 584                     | 10 387                | 9 839     | 959         | 995                |  |
| Bon Homme County .....    | 00                     | 7 260  | 51 143                         | 16 984                    | 23 405                | 8 547     | 544         | 1 663              |  |
| Brookings County .....    | 00                     | 28 220   | 130 393                        | 43 106                    | 46 561                | 31 203    | 1 396       | 8 128              |  |
| Brown County .....        | 00                     | 35 460   | 305 725                        | 81 157                    | 111 609               | 68 050    | 15 397      | 29 512             |  |
| Brule County .....        | 00                     | 5 364  | 46 014                         | 11 722                    | 22 101                | 9 591     | 835         | 1 764              |  |
| Buffalo County .....      | 00                     | 2 032  | 29 395                         | 2 610                     | 12 019                | 7 226     | 2 277       | 5 264              |  |
| Butte County .....        | 00                     | 9 094  | 47 219                         | 22 819                    | 10 873                | 10 602    | 445         | 2 479              |  |
| Campbell County .....     | 00                     | 1 782  | 23 178                         | 6 560                     | 13 252                | 2 653     | 152         | 561                |  |
| Charles Mix County .....  | 00                     | 9 350  | 102 418                        | 20 788                    | 42 073                | 29 193    | 2 097       | 8 266              |  |
| Clark County .....        | 00                     | 4 143  | 46 653                         | 10 599                    | 26 032                | 7 881     | 725         | 1 417              |  |
| Clay County .....         | 00                     | 13 537   | 79 387                         | 19 977                    | 32 978                | 22 318    | 810         | 3 304              |  |
| Codington County .....    | 00                     | 25 897   | 127 397                        | 53 276                    | 37 521                | 18 241    | 6 719       | 11 639             |  |
| Corson County .....       | 00                     | 4 181  | 43 253                         | 11 503                    | 13 905                | 12 310    | 1 764       | 3 772              |  |
| Custer County .....       | 00                     | 7 275  | 49 689                         | 23 160                    | 5 412                 | 7 300     | 5 764       | 8 053              |  |
| Davison County .....      | 00                     | 18 741   | 110 372                        | 41 712                    | 36 333                | 17 524    | 8 925       | 5 878              |  |
| Day County .....          | 00                     | 6 267  | 69 124                         | 17 258                    | 33 705                | 14 109    | 966         | 3 086              |  |
| Deuel County .....        | 00                     | 4 498  | 37 638                         | 10 364                    | 19 811                | 5 222     | 615         | 1 626              |  |
| Dewey County .....        | 00                     | 5 972  | 70 219                         | 11 086                    | 12 559                | 24 108    | 8 119       | 14 347             |  |
| Douglas County .....      | 00                     | 3 458  | 27 574                         | 8 148                     | 15 784                | 2 101     | 269         | 1 272              |  |
| Edmunds County .....      | 00                     | 4 367  | 41 127                         | 9 859                     | 23 899                | 6 165     | 213         | 991                |  |
| Fall River County .....   | 00                     | 7 453  | 77 659                         | 34 944                    | 9 621                 | 9 619     | 2 167       | 21 308             |  |
| Faulk County .....        | 00                     | 2 640  | 29 267                         | 7 444                     | 18 163                | 2 440     | 213         | 1 007              |  |
| Grant County .....        | 00                     | 7 847  | 52 695                         | 18 961                    | 25 308                | 5 513     | 542         | 2 371              |  |
| Gregory County .....      | 00                     | 4 792  | 43 900                         | 13 996                    | 16 324                | 10 247    | 1 469       | 1 864              |  |
| Haakon County .....       | 00                     | 2 196  | 27 739                         | 5 086                     | 16 770                | 4 993     | 116         | 774                |  |
| Hamlin County .....       | 00                     | 5 540  | 38 210                         | 11 867                    | 21 051                | 3 414     | 366         | 1 512              |  |
| Hand County .....         | 00                     | 3 741  | 51 441                         | 8 378                     | 26 988                | 14 841    | 245         | 988                |  |
| Hanson County .....       | 00                     | 3 139  | 22 243                         | 6 152                     | 13 947                | 1 287     | 183         | 674                |  |
| Harding County .....      | 00                     | 1 353  | 11 745                         | 2 472                     | 5 017                 | 3 071     | 122         | 1 063              |  |
| Hughes County .....       | 00                     | 16 481   | 274 247                        | 41 339                    | 33 537                | 180 463   | 7 207       | 11 701             |  |
| Hutchinson County .....   | 00                     | 8 075  | 71 733                         | 20 925                    | 35 611                | 12 201    | 601         | 2 395              |  |
| Hyde County .....         | 00                     | 1 671  | 21 081                         | 3 979                     | 11 401                | 5 490     | 35          | 176                |  |
| Jackson County .....      | 00                     | 2 930  | 20 946                         | 5 133                     | 9 952                 | 2 234     | 517         | 3 111              |  |
| Jerauld County .....      | 00                     | 2 295  | 23 596                         | 6 099                     | 13 561                | 3 132     | 152         | 652                |  |
| Jones County .....        | 00                     | 1 193  | 18 674                         | 2 601                     | 9 125                 | 6 530     | 76          | 343                |  |
| Kingsbury County .....    | 00                     | 5 815  | 55 653                         | 17 212                    | 31 114                | 4 747     | 477         | 2 103              |  |
| Lake County .....         | 00                     | 11 276   | 69 572                         | 24 917                    | 31 140                | 8 381     | 1 795       | 3 340              |  |
| Lawrence County .....     | 00                     | 21 802   | 114 364                        | 54 233                    | 21 327                | 28 442    | 2 499       | 7 863              |  |
| Lincoln County .....      | 00                     | 24 131   | 72 646                         | 26 566                    | 31 695                | 11 401    | 564         | 2 419              |  |
| Lyman County .....        | 00                     | 3 895  | 67 916                         | 8 519                     | 26 842                | 27 237    | 2 258       | 3 060              |  |
| McCook County .....       | 00                     | 5 832  | 44 323                         | 12 931                    | 23 947                | 4 987     | 396         | 2 061              |  |
| McPherson County .....    | 00                     | 2 904  | 23 198                         | 5 702                     | 13 163                | 3 490     | 152         | 690                |  |
| Marshall County .....     | 00                     | 4 576  | 43 930                         | 11 278                    | 25 628                | 5 298     | 320         | 1 406              |  |

See footnotes at end of table.

Table 15. Federal Government Expenditure, by State and County Area: Fiscal Year 2001—Con.

[Thousand dollars]

| State and county area     | Congressional district | United States resident population <sup>1</sup> | Federal government expenditure |                           |                       |           |             |                    |  |
|---------------------------|------------------------|--|--------------------------------|---------------------------|-----------------------|-----------|-------------|--------------------|--|
|                           |                        |  | Total                          | Retirement and Disability | Other Direct Payments | Grants    | Procurement | Salaries and Wages |  |
| South Dakota—Con.         |                        |  |                                |                           |                       |           |             |                    |  |
| Meade County .....        | 00                     | 24 253   | 164 793                        | 53 785                    | 23 403                | 21 607    | 36 597      | 29 401             |  |
| Mellette County .....     | 00                     | 2 083  | 15 151                         | 3 198                     | 5 736                 | 5 577     | 139         | 500                |  |
| Miner County .....        | 00                     | 2 884  | 28 642                         | 6 908                     | 16 352                | 4 205     | 213         | 963                |  |
| Minnehaha County .....    | 00                     | 148 281  | 810 097                        | 291 091                   | 238 184               | 109 542   | 54 346      | 116 934            |  |
| Moody County .....        | 00                     | 6 595  | 53 245                         | 12 499                    | 24 978                | 8 818     | 1 062       | 5 889              |  |
| Pennington County .....   | 00                     | 88 565   | 612 091                        | 232 731                   | 90 242                | 87 176    | 31 703      | 170 238            |  |
| Perkins County .....      | 00                     | 3 363  | 31 885                         | 9 139                     | 14 330                | 6 383     | 535         | 1 498              |  |
| Potter County .....       | 00                     | 2 693  | 40 799                         | 8 108                     | 25 821                | 5 292     | 707         | 871                |  |
| Roberts County .....      | 00                     | 10 016   | 84 732                         | 21 237                    | 36 899                | 19 996    | 639         | 5 961              |  |
| Sanborn County .....      | 00                     | 2 675  | 31 132                         | 6 448                     | 16 164                | 7 408     | 229         | 884                |  |
| Shannon County .....      | 00                     | 12 466   | 169 529                        | 19 563                    | 31 524                | 87 074    | 7 601       | 23 766             |  |
| Spink County .....        | 00                     | 7 454  | 85 655                         | 19 714                    | 53 593                | 8 872     | 594         | 2 882              |  |
| Stanley County .....      | 00                     | 2 772  | 21 332                         | 5 213                     | 13 801                | 1 946     | 260         | 112                |  |
| Sully County .....        | 00                     | 1 556  | 35 288                         | 2 815                     | 31 523                | 606       | 61          | 284                |  |
| Todd County .....         | 00                     | 9 050  | 95 227                         | 12 282                    | 19 182                | 50 411    | 1 081       | 12 271             |  |
| Tripp County .....        | 00                     | 6 430  | 57 069                         | 15 181                    | 24 583                | 14 630    | 641         | 2 034              |  |
| Turner County .....       | 00                     | 8 849  | 62 622                         | 20 256                    | 33 770                | 6 047     | 503         | 2 046              |  |
| Union County .....        | 00                     | 12 584   | 155 968                        | 25 446                    | 34 093                | 17 775    | 76 094      | 2 561              |  |
| Walworth County .....     | 00                     | 5 974  | 35 848                         | 11 958                    | 16 478                | 5 225     | 434         | 1 753              |  |
| Yankton County .....      | 00                     | 21 652   | 111 621                        | 42 790                    | 36 280                | 19 354    | 3 363       | 9 835              |  |
| Ziebach County .....      | 00                     | 2 519  | 16 914                         | 2 409                     | 9 454                 | 4 756     | 30          | 265                |  |
| State undistributed ..... |                        |  | 164 853                        | 584                       | 103 889               | 60 380    | —           | —                  |  |
| Tennessee .....           |                        | 5 689 283                                      | 36 757 793                     | 12 954 046                | 8 030 909             | 7 026 737 | 5 810 980   | 2 935 121          |  |
| Anderson County .....     | 03                     | 71 330   | 2 658 682                      | 212 989                   | 87 675                | 70 372    | 2 210 298   | 77 348             |  |
| Bedford County .....      | 04                     | 37 586   | 142 855                        | 77 949                    | 32 599                | 26 171    | 930         | 5 207              |  |
| Benton County .....       | 08                     | 16 537   | 97 833                         | 54 824                    | 23 853                | 15 682    | 852         | 2 623              |  |
| Bledsoe County .....      | 03                     | 12 367   | 52 326                         | 21 069                    | 14 060                | 15 832    | 334         | 1 031              |  |
| Blount County .....       | 02                     | 105 823  | 464 119                        | 262 791                   | 105 337               | 63 975    | 14 861      | 17 155             |  |
| Bradley County .....      | 02 03                  | 87 965   | 337 305                        | 180 669                   | 87 020                | 52 737    | 2 876       | 14 003             |  |
| Campbell County .....     | 04                     | 39 854   | 282 887                        | 126 549                   | 61 356                | 56 306    | 33 579      | 5 097              |  |
| Cannon County .....       | 06                     | 12 826   | 62 266                         | 28 953                    | 19 085                | 11 899    | 757         | 1 572              |  |
| Carroll County .....      | 08                     | 29 475   | 226 549                        | 86 529                    | 50 482                | 40 175    | 43 941      | 5 423              |  |
| Carter County .....       | 01                     | 56 742   | 246 570                        | 128 812                   | 55 529                | 54 331    | 2 178       | 5 720              |  |
| Cheatham County .....     | 07                     | 35 912   | 100 403                        | 55 843                    | 22 320                | 14 127    | 3 434       | 4 679              |  |
| Chester County .....      | 07                     | 15 540   | 65 404                         | 28 277                    | 18 685                | 15 775    | 351         | 2 316              |  |
| Claiborne County .....    | 04                     | 29 862   | 179 184                        | 87 397                    | 39 343                | 47 909    | 1 048       | 3 486              |  |
| Clay County .....         | 06                     | 7 976  | 49 662                         | 16 272                    | 12 276                | 18 139    | 1 106       | 1 868              |  |
| Cocke County .....        | 01                     | 33 565   | 185 869                        | 85 270                    | 40 646                | 54 662    | 1 180       | 4 111              |  |
| Coffee County .....       | 04                     | 48 014   | 590 201                        | 126 485                   | 63 791                | 44 666    | 324 772     | 30 487             |  |
| Crockett County .....     | 08                     | 14 532   | 89 914                         | 34 145                    | 31 002                | 21 098    | 1 059       | 2 610              |  |
| Cumberland County .....   | 04                     | 46 802   | 176 954                        | 154 289                   | 53 258                | 34 345    | -70 569     | 5 631              |  |
| Davidson County .....     | 05 06                  | 569 891  | 4 300 957                      | 1 195 773                 | 730 779               | 1 581 799 | 341 471     | 451 134            |  |
| Decatur County .....      | 07                     | 11 731   | 69 185                         | 29 219                    | 22 905                | 14 375    | 520         | 2 165              |  |
| De Kalb County .....      | 06                     | 17 423   | 106 904                        | 41 060                    | 25 746                | 34 723    | 2 920       | 2 455              |  |
| Dickson County .....      | 07                     | 43 156   | 174 122                        | 93 863                    | 45 344                | 26 897    | 1 746       | 6 271              |  |
| Dyer County .....         | 08                     | 37 279   | 209 497                        | 87 844                    | 63 153                | 50 012    | 1 198       | 7 288              |  |
| Fayette County .....      | 07                     | 28 806   | 142 045                        | 50 913                    | 37 846                | 48 931    | 832         | 3 523              |  |
| Fentress County .....     | 04                     | 16 625   | 109 187                        | 46 811                    | 29 273                | 29 696    | 821         | 2 586              |  |
| Franklin County .....     | 04                     | 39 270   | 204 332                        | 102 265                   | 51 751                | 32 348    | 9 100       | 8 869              |  |
| Gibson County .....       | 08                     | 48 152   | 310 147                        | 127 954                   | 93 965                | 67 042    | 11 286      | 9 899              |  |
| Giles County .....        | 04                     | 29 447   | 153 576                        | 70 208                    | 39 453                | 38 325    | 1 297       | 4 292              |  |
| Grainger County .....     | 04                     | 20 659   | 105 379                        | 50 613                    | 22 732                | 28 184    | 724         | 3 127              |  |
| Greene County .....       | 01                     | 62 909   | 355 184                        | 161 716                   | 67 476                | 63 053    | 52 427      | 10 513             |  |
| Grundy County .....       | 03                     | 14 332   | 80 673                         | 38 083                    | 20 733                | 19 666    | 492         | 1 700              |  |
| Hamblen County .....      | 04                     | 58 128   | 269 925                        | 131 795                   | 66 261                | 57 453    | 4 286       | 10 130             |  |
| Hamilton County .....     | 03                     | 307 896  | 2 459 172                      | 804 229                   | 401 885               | 296 456   | 516 477     | 440 125            |  |
| Hancock County .....      | 01                     | 6 786  | 48 978                         | 15 293                    | 11 300                | 21 470    | 353         | 561                |  |
| Hardeman County .....     | 07                     | 28 105   | 174 751                        | 64 653                    | 39 391                | 51 761    | 15 303      | 3 644              |  |
| Hardin County .....       | 04                     | 25 578   | 150 029                        | 63 906                    | 37 072                | 41 285    | 1 505       | 6 262              |  |
| Hawkins County .....      | 01                     | 53 563   | 258 265                        | 125 537                   | 48 289                | 55 741    | 12 631      | 16 066             |  |
| Haywood County .....      | 08                     | 19 797   | 134 491                        | 38 057                    | 44 173                | 48 038    | 1 057       | 3 166              |  |
| Henderson County .....    | 07                     | 25 522   | 159 544                        | 61 358                    | 37 370                | 44 750    | 12 420      | 3 646              |  |
| Henry County .....        | 08                     | 31 115   | 207 125                        | 94 251                    | 49 348                | 43 934    | 10 375      | 9 217              |  |
| Hickman County .....      | 07                     | 22 295   | 86 805                         | 46 427                    | 19 967                | 15 517    | 793         | 4 101              |  |
| Houston County .....      | 08                     | 8 088  | 45 507                         | 24 142                    | 9 900                 | 9 401     | 651         | 1 415              |  |
| Humphreys County .....    | 08                     | 17 929   | 341 730                        | 45 371                    | 21 788                | 16 960    | 233 972     | 23 639             |  |
| Jackson County .....      | 06                     | 10 984   | 55 395                         | 22 211                    | 14 714                | 16 686    | 366         | 1 417              |  |
| Jefferson County .....    | 01                     | 44 294   | 209 971                        | 119 835                   | 45 861                | 35 588    | 1 605       | 7 082              |  |
| Johnson County .....      | 01                     | 17 499   | 108 065                        | 53 415                    | 22 797                | 25 799    | 3 692       | 2 362              |  |
| Knox County .....         | 01 02 04               | 382 032  | 2 336 287                      | 914 813                   | 477 037               | 389 249   | 326 461     | 228 727            |  |
| Lake County .....         | 08                     | 7 954  | 51 732                         | 16 042                    | 19 098                | 14 380    | 829         | 1 382              |  |
| Lauderdale County .....   | 08                     | 27 101   | 156 890                        | 57 275                    | 47 311                | 46 943    | 1 773       | 3 587              |  |
| Lawrence County .....     | 04                     | 39 926   | 208 697                        | 103 965                   | 51 080                | 45 969    | 1 266       | 6 416              |  |
| Lewis County .....        | 07                     | 11 367   | 51 476                         | 23 767                    | 14 869                | 11 103    | 244         | 1 493              |  |
| Lincoln County .....      | 04                     | 31 340   | 150 745                        | 80 008                    | 32 933                | 32 263    | 1 445       | 4 096              |  |
| Loudon County .....       | 02                     | 39 086   | 214 607                        | 123 868                   | 46 342                | 33 203    | 1 798       | 9 396              |  |
| McMinn County .....       | 02                     | 49 015   | 220 616                        | 119 744                   | 56 554                | 36 655    | 1 301       | 6 362              |  |
| McNairy County .....      | 07                     | 24 653   | 170 584                        | 69 548                    | 39 743                | 55 360    | 1 052       | 4 880              |  |
| Macon County .....        | 06                     | 20 386   | 91 737                         | 36 031                    | 27 633                | 25 311    | 486         | 2 275              |  |
| Madison County .....      | 08                     | 91 837   | 450 153                        | 193 892                   | 119 856               | 99 180    | 7 153       | 30 073             |  |
| Marion County .....       | 03                     | 27 776   | 137 811                        | 67 035                    | 39 092                | 26 383    | 931         | 4 370              |  |
| Marshall County .....     | 06                     | 26 767   | 114 394                        | 52 129                    | 30 613                | 24 412    | 3 376       | 3 864              |  |
| Maury County .....        | 07                     | 69 498   | 284 734                        | 145 487                   | 72 912                | 47 630    | 6 977       | 11 727             |  |
| Meigs County .....        | 03                     | 11 086   | 54 724                         | 28 772                    | 10 386                | 13 107    | 335         | 2 123              |  |
| Monroe County .....       | 02                     | 38 961   | 180 078                        | 93 796                    | 36 481                | 42 937    | 1 890       | 4 974              |  |
| Montgomery County .....   | 07                     | 134 768  | 570 516                        | 322 653                   | 94 187                | 67 807    | 6 208       | 79 661             |  |
| Moore County .....        | 04                     | 5 740  | 16 963                         | 8 323                     | 4 678                 | 3 534     | 91          | 337                |  |
| Morgan County .....       | 03                     | 19 757   | 85 407                         | 40 957                    | 18 935                | 22 971    | 490         | 2 054              |  |

See footnotes at end of table.

Table 15. Federal Government Expenditure, by State and County Area: Fiscal Year 2001—Con.

[Thousand dollars]

| State and county area      | Congressional district | United States resident population <sup>1</sup> | Federal government expenditure |                           |                       |           |             |                    |
|----------------------------|------------------------|--|--------------------------------|---------------------------|-----------------------|-----------|-------------|--------------------|
|                            |                        |  | Total                          | Retirement and Disability | Other Direct Payments | Grants    | Procurement | Salaries and Wages |
| <b>Tennessee—Con.</b>      |                        |  |                                |                           |                       |           |             |                    |
| Obion County .....         | 08                     | 32 450   | 192 826                        | 85 699                    | 61 232                | 37 187    | 1 407       | 7 301              |
| Overton County .....       | 06                     | 20 118   | 110 150                        | 46 301                    | 30 069                | 29 876    | 686         | 3 218              |
| Perry County .....         | 07                     | 7 631  | 44 300                         | 19 651                    | 13 813                | 9 353     | 256         | 1 228              |
| Pickett County .....       | 04                     | 4 945  | 32 344                         | 10 830                    | 8 546                 | 12 254    | 152         | 561                |
| Polk County .....          | 03                     | 16 050   | 101 430                        | 46 554                    | 23 409                | 21 048    | 5 909       | 4 510              |
| Putnam County .....        | 06                     | 62 315   | 338 349                        | 158 853                   | 73 506                | 58 213    | 33 787      | 13 989             |
| Rhea County .....          | 04                     | 28 400   | 218 398                        | 77 235                    | 34 928                | 41 274    | 4 366       | 60 596             |
| Roane County .....         | 03                     | 51 910   | 354 017                        | 151 481                   | 74 619                | 54 300    | 45 035      | 28 583             |
| Robertson County .....     | 05 07                  | 54 433   | 209 002                        | 107 340                   | 59 475                | 33 080    | 3 304       | 5 804              |
| Rutherford County .....    | 06                     | 182 023  | 869 797                        | 274 301                   | 125 440               | 83 577    | 290 918     | 95 561             |
| Scott County .....         | 04                     | 21 127   | 235 912                        | 55 277                    | 30 908                | 42 522    | 102 652     | 4 552              |
| Sequatchie County .....    | 03                     | 11 370   | 81 531                         | 22 790                    | 11 513                | 26 344    | 19 944      | 939                |
| Sevier County .....        | 01                     | 71 170   | 283 059                        | 165 859                   | 48 803                | 40 336    | 10 972      | 17 090             |
| Shelby County .....        | 07 08 09               | 897 472  | 5 594 923                      | 1 784 901                 | 998 554               | 1 123 708 | 885 820     | 801 941            |
| Smith County .....         | 06                     | 17 712   | 84 955                         | 36 596                    | 27 718                | 15 150    | 762         | 4 729              |
| Stewart County .....       | 08                     | 12 370   | 112 336                        | 42 226                    | 12 666                | 13 449    | 15 331      | 28 663             |
| Sullivan County .....      | 01                     | 153 048  | 785 059                        | 439 625                   | 175 405               | 133 513   | 7 911       | 28 605             |
| Sumner County .....        | 06                     | 130 449  | 531 563                        | 240 294                   | 108 514               | 60 036    | 96 770      | 25 948             |
| Tipton County .....        | 08                     | 51 271   | 232 411                        | 111 417                   | 54 166                | 50 919    | 9 233       | 6 676              |
| Trousdale County .....     | 06                     | 7 259  | 35 069                         | 13 591                    | 11 736                | 6 792     | 279         | 2 672              |
| Unicoi County .....        | 01                     | 17 667   | 148 473                        | 56 548                    | 22 702                | 19 314    | 45 533      | 4 377              |
| Union County .....         | 04                     | 17 808   | 62 174                         | 31 731                    | 11 625                | 17 319    | 320         | 1 179              |
| Van Buren County .....     | 03                     | 5 508  | 20 801                         | 8 647                     | 5 973                 | 5 726     | 118         | 337                |
| Warren County .....        | 04                     | 38 276   | 191 587                        | 88 767                    | 61 329                | 32 927    | 1 846       | 6 718              |
| Washington County .....    | 01                     | 107 198  | 635 418                        | 288 249                   | 132 291               | 86 792    | 37 808      | 90 278             |
| Wayne County .....         | 04                     | 16 842   | 73 380                         | 34 029                    | 17 421                | 19 618    | 483         | 1 829              |
| Weakley County .....       | 08                     | 34 895   | 177 812                        | 72 145                    | 56 746                | 38 638    | 1 732       | 8 551              |
| White County .....         | 04                     | 23 102   | 117 999                        | 60 305                    | 28 690                | 24 687    | 904         | 3 412              |
| Williamson County .....    | 06                     | 126 638  | 308 091                        | 186 221                   | 60 878                | 34 977    | 7 270       | 18 745             |
| Wilson County .....        | 06                     | 88 809   | 299 093                        | 154 576                   | 78 045                | 52 708    | 2 058       | 11 707             |
| State undistributed .....  |                        |  | 1 687 460                      | 7 990                     | 1 390 857             | 288 612   | —           | —                  |
| <b>Texas</b>               |                        |  |                                |                           |                       |           |             |                    |
| Anderson County .....      | 05                     | 55 109   | 252 485                        | 110 789                   | 66 761                | 54 369    | 12 600      | 7 966              |
| Andrews County .....       | 19                     | 13 004   | 50 554                         | 25 184                    | 16 974                | 6 999     | 229         | 1 168              |
| Angelina County .....      | 02                     | 80 130   | 360 761                        | 176 073                   | 94 875                | 63 978    | 4 231       | 21 604             |
| Aransas County .....       | 14                     | 22 497   | 108 690                        | 63 624                    | 23 441                | 19 381    | 845         | 1 398              |
| Archer County .....        | 13                     | 8 854  | 54 286                         | 27 897                    | 11 352                | 4 532     | 198         | 10 307             |
| Armstrong County .....     | 13                     | 2 148  | 27 272                         | 5 028                     | 9 327                 | 12 509    | 76          | 332                |
| Atascosa County .....      | 28                     | 38 628   | 144 300                        | 74 022                    | 33 071                | 33 581    | 629         | 2 996              |
| Austin County .....        | 08 14                  | 23 590   | 574 855                        | 51 023                    | 29 465                | 18 611    | 470 278     | 5 478              |
| Bailey County .....        | 19                     | 6 594  | 59 513                         | 12 621                    | 32 995                | 12 194    | 304         | 1 398              |
| Bandera County .....       | 21                     | 17 645   | 75 340                         | 55 038                    | 10 988                | 5 551     | 299         | 3 463              |
| Bastrop County .....       | 14                     | 57 733   | 210 150                        | 107 975                   | 39 943                | 41 938    | 2 128       | 18 166             |
| Baylor County .....        | 13                     | 4 093  | 39 254                         | 13 579                    | 16 817                | 7 802     | 168         | 889                |
| Bee County .....           | 15                     | 32 359   | 134 637                        | 54 175                    | 44 031                | 32 326    | 1 694       | 2 411              |
| Bell County .....          | 11                     | 237 974  | 2 804 014                      | 581 591                   | 210 274               | 145 526   | 293 934     | 1 572 689          |
| Bexar County .....         | 20 21 23 28            | 1 392 931                                      | 10 617 848                     | 3 561 915                 | 1 380 512             | 1 451 870 | 2 036 574   | 2 186 976          |
| Blanco County .....        | 14                     | 8 418  | 69 390                         | 46 447                    | 14 713                | 4 016     | 906         | 3 309              |
| Borden County .....        | 17                     | 729  | 9 417                          | 554                       | 7 472                 | 1 087     | 192         | 112                |
| Bosque County .....        | 11                     | 17 204   | 88 403                         | 50 584                    | 21 939                | 10 969    | 1 526       | 3 384              |
| Bowie County .....         | 01                     | 89 306   | 640 018                        | 261 563                   | 122 393               | 104 818   | 55 394      | 95 850             |
| Brazoria County .....      | 14 22                  | 241 767  | 703 393                        | 366 043                   | 205 085               | 83 935    | 20 319      | 28 011             |
| Brazos County .....        | 05 08                  | 152 415  | 639 215                        | 177 069                   | 113 094               | 259 993   | 34 600      | 54 460             |
| Brewster County .....      | 23                     | 8 866  | 48 534                         | 19 884                    | 10 773                | 8 659     | 959         | 8 260              |
| Briscoe County .....       | 13                     | 1 790  | 24 617                         | 4 769                     | 13 959                | 5 301     | 107         | 481                |
| Brooks County .....        | 15                     | 7 976  | 61 197                         | 16 782                    | 15 760                | 23 793    | 260         | 4 602              |
| Brown County .....         | 17                     | 37 674   | 198 966                        | 95 763                    | 58 415                | 30 070    | 8 056       | 6 662              |
| Burleson County .....      | 14                     | 16 470   | 84 815                         | 39 775                    | 21 988                | 19 454    | 1 127       | 2 471              |
| Burnet County .....        | 21                     | 34 147   | 139 114                        | 88 595                    | 29 576                | 15 205    | 1 624       | 4 114              |
| Caldwell County .....      | 14                     | 32 194   | 130 692                        | 62 057                    | 32 206                | 32 119    | 1 055       | 3 255              |
| Calhoun County .....       | 14                     | 20 647   | 93 776                         | 41 465                    | 26 513                | 15 685    | 6 571       | 3 542              |
| Callahan County .....      | 17                     | 12 905   | 69 603                         | 34 218                    | 16 632                | 16 511    | 677         | 1 565              |
| Cameron County .....       | 27                     | 335 227  | 1 467 024                      | 465 811                   | 350 434               | 522 518   | 19 930      | 108 332            |
| Camp County .....          | 01                     | 11 549   | 67 240                         | 33 029                    | 16 966                | 15 025    | 442         | 1 777              |
| Carson County .....        | 13                     | 6 516  | 65 880                         | 14 134                    | 30 092                | 20 365    | 392         | 897                |
| Cass County .....          | 01                     | 30 438   | 184 196                        | 92 189                    | 43 074                | 42 501    | 2 114       | 4 317              |
| Castro County .....        | 13                     | 8 285  | 73 067                         | 11 837                    | 51 000                | 9 139     | 198         | 893                |
| Chambers County .....      | 09                     | 26 031   | 104 685                        | 39 775                    | 41 466                | 26 247    | 2 946       | 2 593              |
| Cherokee County .....      | 02                     | 46 659   | 209 187                        | 92 512                    | 57 962                | 52 178    | 1 456       | 5 080              |
| Childress County .....     | 13                     | 7 688  | 49 522                         | 15 840                    | 20 190                | 11 138    | 620         | 1 733              |
| Clay County .....          | 13                     | 11 006   | 47 560                         | 22 897                    | 14 784                | 8 151     | 351         | 1 377              |
| Cochran County .....       | 19                     | 3 730  | 43 393                         | 7 819                     | 25 496                | 9 164     | 168         | 746                |
| Coke County .....          | 17                     | 3 864  | 19 013                         | 9 881                     | 5 761                 | 2 376     | 183         | 812                |
| Coleman County .....       | 17                     | 9 235  | 72 831                         | 29 123                    | 25 421                | 15 369    | 587         | 2 331              |
| Collin County .....        | 03 04 26 30            | 491 675  | 1 105 252                      | 472 001                   | 153 435               | 76 720    | 346 532     | 56 564             |
| Collingsworth County ..... | 13                     | 3 206  | 58 646                         | 8 442                     | 36 987                | 11 723    | 281         | 1 213              |
| Colorado County .....      | 14                     | 20 390   | 132 831                        | 46 415                    | 55 915                | 25 102    | 2 214       | 3 185              |
| Comal County .....         | 21 28                  | 78 021   | 321 128                        | 214 391                   | 59 843                | 20 339    | 4 083       | 22 472             |
| Comanche County .....      | 17                     | 14 026   | 86 887                         | 35 545                    | 28 435                | 19 808    | 651         | 2 448              |
| Concho County .....        | 17                     | 3 966  | 30 763                         | 6 857                     | 15 411                | 7 441     | 152         | 901                |
| Cooke County .....         | 04 13                  | 36 363   | 149 437                        | 75 757                    | 45 840                | 19 018    | 4 548       | 4 274              |
| Coryell County .....       | 11                     | 74 978   | 223 603                        | 148 232                   | 31 697                | 27 741    | 5 343       | 10 590             |
| Cottle County .....        | 13                     | 1 904  | 22 501                         | 5 599                     | 11 618                | 4 669     | 91          | 524                |
| Crane County .....         | 23                     | 3 996  | 13 221                         | 7 085                     | 4 565                 | 1 143     | 91          | 337                |
| Crockett County .....      | 23                     | 4 099  | 15 643                         | 7 249                     | 4 809                 | 3 214     | 61          | 311                |
| Crosby County .....        | 13                     | 7 072  | 71 314                         | 13 612                    | 43 285                | 13 252    | 229         | 936                |
| Culberson County .....     | 23                     | 2 975  | 12 767                         | 3 912                     | 4 572                 | 1 981     | 30          | 2 272              |

See footnotes at end of table.

Table 15. Federal Government Expenditure, by State and County Area: Fiscal Year 2001—Con.

[Thousand dollars]

| State and county area   | Congressional district | United States resident population <sup>1</sup> | Federal government expenditure |                           |                       |           |             |                    |           |
|-------------------------|------------------------|--|--------------------------------|---------------------------|-----------------------|-----------|-------------|--------------------|-----------|
|                         |                        |  | Total                          | Retirement and Disability | Other Direct Payments | Grants    | Procurement | Salaries and Wages |           |
| Texas—Con.              |                        |  |                                |                           |                       |           |             |                    |           |
| Dallam County .....     | 19                     | 6 222  | 66 342                         | 16 351                    | 39 419                | 9 170     |             | 219                | 1 183     |
| Dallas County .....     | 2                      | 2 218 899                                      | 9 359 668                      | 3 087 508                 | 1 710 911             | 1 251 299 | 1 836 440   |                    | 1 473 510 |
| Dawson County .....     | 17                     | 14 985   | 160 742                        | 28 382                    | 95 104                | 34 163    |             | 457                | 2 635     |
| Deaf Smith County ..... | 19                     | 18 561   | 114 852                        | 29 131                    | 62 978                | 19 208    |             | 1 428              | 2 108     |
| Delta County .....      | 01                     | 5 327  | 35 471                         | 13 868                    | 11 424                | 8 575     |             | 378                | 1 227     |
| Denton County .....     | 04 13 26               | 432 976  | 778 934                        | 385 437                   | 171 363               | 95 609    |             | 64 110             | 62 416    |
| De Witt County .....    | 15                     | 20 013   | 104 254                        | 42 182                    | 28 131                | 30 684    |             | 579                | 2 678     |
| Dickens County .....    | 13                     | 2 762  | 25 525                         | 6 903                     | 13 598                | 4 150     |             | 152                | 722       |
| Dimmit County .....     | 23                     | 10 248   | 65 917                         | 15 245                    | 14 967                | 28 478    |             | 253                | 6 973     |
| Donley County .....     | 13                     | 3 828  | 25 750                         | 10 493                    | 10 612                | 3 853     |             | 107                | 685       |
| Duval County .....      | 28                     | 13 120   | 95 010                         | 26 541                    | 28 511                | 36 305    |             | 229                | 3 424     |
| Eastland County .....   | 17                     | 18 297   | 145 596                        | 55 090                    | 65 536                | 20 171    |             | 1 278              | 3 521     |
| Ector County .....      | 19 23                  | 121 123  | 429 131                        | 215 298                   | 129 762               | 68 286    |             | 4 293              | 11 491    |
| Edwards County .....    | 23                     | 2 162  | 15 757                         | 5 084                     | 7 560                 | 2 309     |             | 76                 | 728       |
| Ellis County .....      | 06 24                  | 111 360  | 345 296                        | 182 226                   | 101 977               | 45 098    |             | 3 970              | 12 025    |
| El Paso County .....    | 16 23                  | 679 622  | 3 580 507                      | 1 233 545                 | 630 140               | 627 259   | 444 030     |                    | 645 533   |
| Erath County .....      | 17                     | 33 001   | 133 533                        | 67 422                    | 40 405                | 20 147    |             | 1 128              | 4 431     |
| Falls County .....      | 11                     | 18 576   | 138 603                        | 44 180                    | 35 123                | 48 623    |             | 764                | 9 913     |
| Fannin County .....     | 04                     | 31 242   | 184 735                        | 78 349                    | 49 154                | 33 805    |             | 1 596              | 21 831    |
| Fayette County .....    | 14                     | 21 804   | 129 201                        | 60 905                    | 32 194                | 30 223    |             | 1 726              | 4 154     |
| Fisher County .....     | 17                     | 4 344  | 55 880                         | 11 452                    | 31 208                | 11 845    |             | 259                | 1 115     |
| Floyd County .....      | 13                     | 7 771  | 83 387                         | 15 570                    | 48 148                | 17 159    |             | 894                | 1 616     |
| Foard County .....      | 13                     | 1 622  | 23 989                         | 5 009                     | 12 273                | 6 134     |             | 256                | 317       |
| Fort Bend County .....  | 22 25                  | 354 452  | 970 213                        | 318 715                   | 538 267               | 70 519    |             | 10 901             | 31 812    |
| Franklin County .....   | 01                     | 9 458  | 38 658                         | 21 240                    | 10 715                | 5 365     |             | 305                | 1 032     |
| Freestone County .....  | 05                     | 17 867   | 82 620                         | 40 733                    | 16 623                | 22 319    |             | 711                | 2 235     |
| Frio County .....       | 28                     | 16 252   | 77 491                         | 23 293                    | 22 759                | 29 819    |             | 320                | 1 300     |
| Gaines County .....     | 19                     | 14 467   | 142 075                        | 19 496                    | 93 326                | 27 742    |             | 259                | 1 252     |
| Galveston County .....  | 09                     | 250 158  | 1 295 420                      | 480 909                   | 315 246               | 217 476   | 223 184     |                    | 58 605    |
| Garza County .....      | 13                     | 4 872  | 32 245                         | 9 738                     | 15 794                | 5 694     |             | 251                | 768       |
| Gillespie County .....  | 21                     | 20 814   | 109 744                        | 72 105                    | 25 025                | 7 390     |             | 1 301              | 3 923     |
| Glasscock County .....  | 21                     | 1 406  | 32 122                         | 1 621                     | 25 020                | 5 267     |             | 46                 | 168       |
| Goliad County .....     | 15                     | 6 928  | 33 263                         | 15 327                    | 9 451                 | 7 523     |             | 183                | 779       |
| Gonzales County .....   | 14                     | 18 628   | 106 225                        | 46 127                    | 22 123                | 28 759    |             | 655                | 8 560     |
| Gray County .....       | 13                     | 22 744   | 119 426                        | 56 997                    | 45 306                | 12 892    |             | 873                | 3 358     |
| Grayson County .....    | 04                     | 110 595  | 532 331                        | 292 360                   | 134 147               | 81 090    |             | 7 643              | 17 091    |
| Gregg County .....      | 01 04                  | 111 379  | 522 727                        | 280 732                   | 136 478               | 83 926    |             | 1 500              | 20 091    |
| Grimes County .....     | 02                     | 23 552   | 98 306                         | 43 581                    | 25 882                | 24 955    |             | 978                | 2 909     |
| Guadalupe County .....  | 21 28                  | 89 023   | 362 557                        | 233 380                   | 63 365                | 50 480    | 3 140       |                    | 12 193    |
| Hale County .....       | 13                     | 36 602   | 235 269                        | 66 200                    | 102 665               | 58 317    |             | 1 872              | 6 215     |
| Hall County .....       | 13                     | 3 782  | 55 283                         | 10 062                    | 26 398                | 17 450    |             | 244                | 1 129     |
| Hamilton County .....   | 11                     | 8 229  | 48 929                         | 21 931                    | 16 499                | 8 246     |             | 481                | 1 773     |
| Hansford County .....   | 19                     | 5 369  | 50 986                         | 11 152                    | 33 000                | 5 769     |             | 184                | 881       |
| Hardeman County .....   | 13                     | 4 724  | 45 396                         | 13 008                    | 16 329                | 14 941    |             | 213                | 904       |
| Hardin County .....     | 02                     | 48 073   | 186 302                        | 101 475                   | 53 122                | 27 363    |             | 1 032              | 3 311     |
| Harris County .....     | 2                      | 3 400 578                                      | 15 616 540                     | 4 305 209                 | 2 963 212             | 2 334 154 | 4 524 732   |                    | 1 489 234 |
| Harrison County .....   | 01                     | 62 110   | 290 427                        | 120 730                   | 68 658                | 83 656    |             | 9 589              | 7 795     |
| Hartley County .....    | 19                     | 5 537  | 32 155                         | 2 259                     | 26 635                | 2 867     |             | 61                 | 334       |
| Haskell County .....    | 17                     | 6 093  | 72 432                         | 18 524                    | 37 018                | 15 030    |             | 351                | 1 509     |
| Hays County .....       | 14                     | 97 589   | 355 507                        | 146 557                   | 58 814                | 73 759    |             | 65 624             | 10 751    |
| Hemphill County .....   | 13                     | 3 351  | 13 053                         | 6 264                     | 5 413                 | 693       |             | 107                | 576       |
| Henderson County .....  | 05                     | 73 277   | 273 069                        | 148 525                   | 72 365                | 44 334    |             | 1 570              | 6 275     |
| Hidalgo County .....    | 15                     | 569 463  | 2 151 772                      | 654 219                   | 546 595               | 723 216   | 105 626     |                    | 122 117   |
| Hill County .....       | 11                     | 32 321   | 186 039                        | 87 097                    | 56 436                | 32 850    |             | 4 385              | 5 270     |
| Hockley County .....    | 19                     | 22 716   | 155 024                        | 40 843                    | 78 335                | 32 554    |             | 749                | 2 544     |
| Hood County .....       | 17                     | 41 100   | 200 543                        | 132 588                   | 36 261                | 21 786    |             | 4 181              | 5 727     |
| Hopkins County .....    | 01                     | 31 960   | 146 091                        | 69 905                    | 38 795                | 31 292    |             | 1 158              | 4 941     |
| Houston County .....    | 02                     | 23 185   | 146 719                        | 59 874                    | 36 917                | 37 735    |             | 8 319              | 3 874     |
| Howard County .....     | 17                     | 33 627   | 279 926                        | 81 798                    | 86 130                | 42 273    |             | 32 026             | 37 698    |
| Hudspeth County .....   | 23                     | 3 344  | 45 942                         | 4 478                     | 4 328                 | 47 345    |             | 5 547              | 4 245     |
| Hunt County .....       | 01 04                  | 76 596   | 824 618                        | 166 364                   | 89 641                | 58 004    | 491 866     |                    | 18 743    |
| Hutchinson County ..... | 13                     | 23 857   | 106 042                        | 56 567                    | 33 679                | 10 356    |             | 1 730              | 3 709     |
| Irion County .....      | 21                     | 1 771  | 7 199                          | 3 692                     | 2 390                 | 760       |             | 76                 | 281       |
| Jack County .....       | 17                     | 8 763  | 31 309                         | 16 247                    | 9 174                 | 4 541     |             | 274                | 1 073     |
| Jackson County .....    | 14                     | 14 391   | 99 960                         | 27 994                    | 50 736                | 19 082    |             | 398                | 1 749     |
| Jasper County .....     | 02                     | 35 604   | 186 927                        | 83 185                    | 54 243                | 42 838    |             | 2 350              | 4 311     |
| Jeff Davis County ..... | 23                     | 2 207  | 16 641                         | 5 237                     | 2 401                 | 7 633     |             | 275                | 1 096     |
| Jefferson County .....  | 09                     | 252 051  | 1 690 722                      | 545 629                   | 447 425               | 220 273   | 325 747     |                    | 151 650   |
| Jim Hogg County .....   | 28                     | 5 281  | 47 244                         | 9 369                     | 9 894                 | 24 691    |             | 122                | 3 167     |
| Jim Wells County .....  | 15 28                  | 39 326   | 212 175                        | 76 107                    | 65 151                | 63 863    |             | 930                | 6 124     |
| Johnson County .....    | 06 12                  | 126 811  | 419 148                        | 248 979                   | 102 694               | 50 003    | 3 589       |                    | 13 884    |
| Jones County .....      | 17                     | 20 785   | 128 244                        | 41 809                    | 52 583                | 30 254    |             | 680                | 2 918     |
| Karnes County .....     | 15                     | 15 446   | 84 206                         | 30 149                    | 21 681                | 29 947    |             | 488                | 1 942     |
| Kaufman County .....    | 04 05                  | 71 313   | 341 388                        | 184 891                   | 100 733               | 42 135    |             | 2 834              | 10 794    |
| Kendall County .....    | 21                     | 23 743   | 121 692                        | 84 990                    | 18 913                | 3 948     |             | 10 477             | 3 364     |
| Kenedy County .....     | 27                     | 414  | 1 421                          | 535                       | 319                   | 239       |             | 161                | 168       |
| Kerr County .....       | 17                     | 859  | 9 057                          | 2 619                     | 4 602                 | 1 474     |             | 46                 | 316       |
| Kerr County .....       | 21                     | 43 653   | 273 371                        | 176 891                   | 55 426                | 13 254    |             | 3 119              | 24 680    |
| Kimble County .....     | 21                     | 4 468  | 21 799                         | 11 774                    | 6 680                 | 2 404     |             | 168                | 763       |
| King County .....       | 13                     | 356  | 3 488                          | 346                       | 2 374                 | 565       |             | 30                 | 172       |
| Kinney County .....     | 23                     | 3 379  | 24 887                         | 11 966                    | 4 849                 | 3 258     |             | 46                 | 4 768     |
| Kleberg County .....    | 15 27                  | 31 549   | 294 361                        | 58 233                    | 54 488                | 34 447    | 102 360     |                    | 44 834    |
| Knox County .....       | 13                     | 4 253  | 43 348                         | 11 121                    | 21 395                | 8 762     |             | 639                | 1 432     |
| Lamar County .....      | 01                     | 48 499   | 264 865                        | 118 520                   | 69 261                | 65 240    |             | 2 839              | 9 006     |
| Lamb County .....       | 13                     | 14 709   | 128 402                        | 31 768                    | 71 009                | 22 747    |             | 774                | 2 104     |
| Lampasas County .....   | 11                     | 17 762   | 100 170                        | 63 083                    | 22 053                | 11 913    |             | 724                | 2 396     |
| La Salle County .....   | 28                     | 5 866  | 53 508                         | 10 341                    | 8 493                 | 32 059    |             | 122                | 2 492     |
| Lavaca County .....     | 14                     | 19 210   | 124 998                        | 58 153                    | 34 818                | 27 926    |             | 830                | 3 271     |
| Lee County .....        | 14                     | 15 657   | 60 388                         | 28 730                    | 13 024                | 16 354    |             | 506                | 1 773     |
| Leon County .....       | 05                     | 15 335   | 103 870                        | 50 820                    | 24 280                | 25 110    |             | 762                | 2 897     |

See footnotes at end of table.

Table 15. Federal Government Expenditure, by State and County Area: Fiscal Year 2001—Con.

[Thousand dollars]

| State and county area      | Congressional district | United States resident population <sup>1</sup> | Federal government expenditure |                           |                       |           |             |                    |  |
|----------------------------|------------------------|--|--------------------------------|---------------------------|-----------------------|-----------|-------------|--------------------|--|
|                            |                        |  | Total                          | Retirement and Disability | Other Direct Payments | Grants    | Procurement | Salaries and Wages |  |
| Texas—Con.                 |                        |  |                                |                           |                       |           |             |                    |  |
| Liberty County .....       | 02                     | 70 154   | 302 770                        | 132 128                   | 109 467               | 52 560    | 1 849       | 6 767              |  |
| Limestone County .....     | 05                     | 22 051   | 118 643                        | 54 454                    | 28 795                | 30 533    | 1 248       | 3 613              |  |
| Lipscomb County .....      | 13                     | 3 057  | 19 101                         | 6 674                     | 9 667                 | 1 414     | 229         | 1 118              |  |
| Live Oak County .....      | 15                     | 12 309   | 91 278                         | 19 322                    | 15 635                | 8 155     | 33 548      | 14 617             |  |
| Llano County .....         | 21                     | 17 044   | 97 897                         | 66 928                    | 23 466                | 4 840     | 569         | 2 094              |  |
| Loving County .....        | 23                     | 67   | 614                            | 213                       | 187                   | —         | 46          | 168                |  |
| Lubbock County .....       | 13 19                  | 242 628  | 1 495 783                      | 446 122                   | 758 767               | 191 847   | 24 934      | 74 112             |  |
| Lynn County .....          | 13                     | 6 550  | 100 828                        | 13 183                    | 66 939                | 19 306    | 277         | 1 122              |  |
| McCulloch County .....     | 11 21                  | 8 205  | 55 046                         | 22 168                    | 18 097                | 12 767    | 335         | 1 679              |  |
| McLennan County .....      | 11                     | 213 517  | 1 096 162                      | 491 155                   | 244 347               | 190 310   | 62 263      | 108 087            |  |
| McMullen County .....      | 28                     | 851  | 4 020                          | 1 640                     | 1 035                 | 544       | 577         | 225                |  |
| Madison County .....       | 05                     | 12 940   | 46 376                         | 22 823                    | 10 494                | 11 346    | 366         | 1 347              |  |
| Marion County .....        | 01                     | 10 941   | 68 407                         | 27 712                    | 15 288                | 18 506    | 4 399       | 2 503              |  |
| Martin County .....        | 17                     | 4 746  | 70 139                         | 8 631                     | 45 637                | 14 867    | 171         | 834                |  |
| Mason County .....         | 21                     | 3 738  | 21 015                         | 10 876                    | 5 733                 | 3 557     | 152         | 696                |  |
| Matagorda County .....     | 14                     | 37 957   | 195 149                        | 72 870                    | 73 201                | 40 093    | 4 400       | 4 586              |  |
| Maverick County .....      | 23                     | 47 297   | 211 133                        | 63 569                    | 48 676                | 73 496    | 1 553       | 23 840             |  |
| Medina County .....        | 23                     | 39 304   | 155 210                        | 83 708                    | 36 053                | 29 738    | 1 101       | 4 610              |  |
| Menard County .....        | 21                     | 2 360  | 14 963                         | 6 543                     | 4 994                 | 2 875     | 107         | 444                |  |
| Midland County .....       | 19 21 23               | 116 009  | 391 675                        | 201 876                   | 104 073               | 44 658    | 12 325      | 28 743             |  |
| Milam County .....         | 11                     | 24 238   | 136 643                        | 58 863                    | 36 598                | 36 995    | 872         | 3 316              |  |
| Mills County .....         | 11                     | 5 151  | 28 522                         | 13 714                    | 8 732                 | 4 897     | 257         | 922                |  |
| Mitchell County .....      | 17                     | 9 698  | 59 267                         | 19 076                    | 26 402                | 12 242    | 317         | 1 230              |  |
| Montague County .....      | 13                     | 19 117   | 109 593                        | 58 958                    | 29 419                | 17 166    | 823         | 3 227              |  |
| Montgomery County .....    | 02 08                  | 293 768  | 815 622                        | 458 331                   | 234 041               | 79 074    | 12 362      | 31 814             |  |
| Moore County .....         | 19                     | 20 121   | 78 549                         | 29 782                    | 38 621                | 6 126     | 335         | 3 685              |  |
| Morris County .....        | 01                     | 13 048   | 77 773                         | 41 114                    | 18 956                | 15 535    | 468         | 1 699              |  |
| Motley County .....        | 13                     | 1 426  | 17 503                         | 4 090                     | 9 471                 | 3 507     | 91          | 344                |  |
| Nacogdoches County .....   | 01 02                  | 59 203   | 270 613                        | 115 956                   | 82 016                | 59 460    | 2 381       | 10 800             |  |
| Navarro County .....       | 24                     | 45 124   | 222 860                        | 101 555                   | 58 590                | 55 590    | 1 390       | 5 735              |  |
| Newton County .....        | 02                     | 15 072   | 66 803                         | 30 572                    | 15 662                | 18 563    | 546         | 1 460              |  |
| Nolan County .....         | 17                     | 15 802   | 103 282                        | 39 890                    | 36 626                | 23 863    | 598         | 2 306              |  |
| Nueces County .....        | 27                     | 313 645  | 1 811 896                      | 645 349                   | 382 647               | 296 749   | 170 465     | 316 687            |  |
| Ochiltree County .....     | 19                     | 9 006  | 53 036                         | 14 483                    | 27 360                | 9 784     | 302         | 1 107              |  |
| Oldham County .....        | 19                     | 2 185  | 17 107                         | 4 640                     | 7 394                 | 4 520     | 107         | 447                |  |
| Orange County .....        | 02                     | 84 966   | 377 303                        | 191 365                   | 114 278               | 60 259    | 2 823       | 8 579              |  |
| Palo Pinto County .....    | 17                     | 27 026   | 125 932                        | 66 924                    | 32 040                | 22 005    | 1 827       | 3 136              |  |
| Panola County .....        | 01                     | 22 756   | 122 875                        | 51 171                    | 28 664                | 38 131    | 1 091       | 3 818              |  |
| Parker County .....        | 06 12                  | 88 495   | 277 427                        | 172 219                   | 57 219                | 22 391    | 15 973      | 9 625              |  |
| Parmer County .....        | 19                     | 10 016   | 84 863                         | 15 978                    | 55 426                | 10 526    | 274         | 2 659              |  |
| Pecos County .....         | 23                     | 16 809   | 59 303                         | 22 005                    | 17 243                | 17 555    | 390         | 2 110              |  |
| Polk County .....          | 02                     | 41 133   | 306 015                        | 201 215                   | 63 574                | 35 498    | 1 242       | 4 487              |  |
| Potter County .....        | 13                     | 113 546  | 933 204                        | 363 446                   | 136 252               | 84 245    | 250 617     | 98 644             |  |
| Presidio County .....      | 23                     | 7 304  | 51 257                         | 14 147                    | 6 518                 | 15 894    | 6 111       | 8 588              |  |
| Rains County .....         | 04                     | 9 139  | 36 594                         | 21 134                    | 8 730                 | 5 516     | 259         | 954                |  |
| Randall County .....       | 19                     | 104 312  | 150 542                        | 57 617                    | 61 809                | 27 999    | 457         | 2 659              |  |
| Reagan County .....        | 23                     | 3 326  | 21 139                         | 5 057                     | 12 495                | 3 040     | 94          | 452                |  |
| Real County .....          | 21                     | 3 047  | 18 577                         | 10 819                    | 3 884                 | 3 179     | 246         | 449                |  |
| Red River County .....     | 01                     | 14 314   | 114 161                        | 40 794                    | 28 865                | 41 373    | 859         | 2 271              |  |
| Reeves County .....        | 23                     | 13 137   | 62 425                         | 22 166                    | 17 484                | 18 861    | 1 432       | 2 482              |  |
| Refugio County .....       | 14                     | 7 828  | 54 640                         | 19 703                    | 20 306                | 12 562    | 368         | 1 700              |  |
| Roberts County .....       | 13                     | 887  | 5 204                          | 1 690                     | 2 794                 | 372       | 61          | 287                |  |
| Robertson County .....     | 05                     | 16 000   | 103 648                        | 38 782                    | 28 545                | 33 086    | 687         | 2 548              |  |
| Rockwall County .....      | 04                     | 43 080   | 138 226                        | 63 404                    | 45 809                | 5 577     | 18 700      | 4 736              |  |
| Runnels County .....       | 17                     | 11 495   | 91 047                         | 29 627                    | 36 091                | 22 426    | 572         | 2 330              |  |
| Rusk County .....          | 01                     | 47 372   | 191 963                        | 90 810                    | 46 923                | 47 267    | 1 280       | 5 682              |  |
| Sabine County .....        | 02                     | 10 469   | 81 684                         | 45 512                    | 20 636                | 12 571    | 586         | 2 380              |  |
| San Augustine County ..... | 02                     | 8 946  | 58 158                         | 25 006                    | 14 096                | 17 548    | 389         | 1 120              |  |
| San Jacinto County .....   | 02                     | 22 246   | 87 470                         | 45 126                    | 24 218                | 16 286    | 435         | 1 406              |  |
| San Patricio County .....  | 15                     | 67 138   | 414 507                        | 132 690                   | 95 895                | 64 920    | 37 904      | 83 097             |  |
| San Saba County .....      | 11                     | 6 186  | 44 823                         | 14 517                    | 10 994                | 17 703    | 447         | 1 162              |  |
| Schleicher County .....    | 21                     | 2 935  | 16 306                         | 5 814                     | 7 087                 | 2 921     | 76          | 408                |  |
| Scurry County .....        | 17                     | 16 361   | 90 464                         | 34 618                    | 36 336                | 16 714    | 549         | 2 247              |  |
| Shackelford County .....   | 17                     | 3 302  | 25 416                         | 9 428                     | 6 116                 | 8 993     | 201         | 678                |  |
| Shelby County .....        | 02                     | 25 224   | 156 546                        | 62 760                    | 36 822                | 51 296    | 1 344       | 4 324              |  |
| Sherman County .....       | 19                     | 3 186  | 50 748                         | 5 423                     | 33 133                | 11 594    | 277         | 321                |  |
| Smith County .....         | 04 05                  | 174 706  | 776 160                        | 400 218                   | 188 632               | 121 417   | 14 558      | 51 336             |  |
| Somervell County .....     | 17                     | 6 809  | 32 862                         | 12 736                    | 6 083                 | 12 946    | 198         | 899                |  |
| Starr County .....         | 28                     | 53 597   | 205 474                        | 50 319                    | 51 280                | 85 421    | 5 170       | 13 283             |  |
| Stephens County .....      | 17                     | 9 674  | 45 344                         | 21 724                    | 15 300                | 6 512     | 515         | 1 292              |  |
| Sterling County .....      | 21                     | 1 393  | 14 128                         | 2 163                     | 1 958                 | 9 690     | 46          | 271                |  |
| Stonewall County .....     | 17                     | 1 693  | 16 672                         | 4 829                     | 8 306                 | 2 953     | 125         | 458                |  |
| Sutton County .....        | 23                     | 4 077  | 13 330                         | 6 396                     | 4 353                 | 2 070     | 91          | 420                |  |
| Swisher County .....       | 13                     | 8 378  | 70 825                         | 18 218                    | 40 116                | 10 859    | 274         | 1 357              |  |
| Tarrant County .....       | 2                      | 1 446 219                                      | 6 805 772                      | 2 251 136                 | 1 031 176             | 612 996   | 2 085 366   | 825 098            |  |
| Taylor County .....        | 17                     | 126 555  | 866 988                        | 302 871                   | 134 567               | 147 276   | 87 244      | 195 029            |  |
| Terrill County .....       | 23                     | 1 081  | 7 073                          | 3 269                     | 1 847                 | 1 243     | 195         | 518                |  |
| Terry County .....         | 19                     | 12 761   | 117 147                        | 25 294                    | 62 482                | 27 259    | 409         | 1 704              |  |
| Throckmorton County .....  | 17                     | 1 850  | 15 815                         | 5 113                     | 7 488                 | 2 591     | 134         | 489                |  |
| Titus County .....         | 01                     | 28 118   | 117 887                        | 52 163                    | 31 621                | 26 735    | 1 589       | 5 779              |  |
| Tom Green County .....     | 17 21                  | 104 010  | 633 159                        | 246 475                   | 127 501               | 84 478    | 27 440      | 147 264            |  |
| Travis County .....        | 10 14                  | 812 280  | 6 913 062                      | 1 261 325                 | 482 512               | 4 200 867 | 487 997     | 480 359            |  |
| Trinity County .....       | 02                     | 13 779   | 86 112                         | 43 057                    | 24 079                | 16 035    | 569         | 2 373              |  |
| Tyler County .....         | 02                     | 20 871   | 137 348                        | 54 089                    | 27 918                | 14 973    | 37 961      | 2 407              |  |
| Upshur County .....        | 01                     | 35 291   | 158 782                        | 89 822                    | 38 882                | 25 489    | 1 022       | 3 568              |  |
| Upton County .....         | 23                     | 3 404  | 18 386                         | 6 930                     | 8 180                 | 2 776     | 107         | 393                |  |
| Uvalde County .....        | 23                     | 25 926   | 131 164                        | 48 310                    | 38 512                | 35 422    | 3 089       | 5 831              |  |
| Vai Verde County .....     | 23                     | 44 856   | 321 710                        | 86 451                    | 32 246                | 46 318    | 46 912      | 109 783            |  |
| Van Zandt County .....     | 04                     | 48 140   | 206 631                        | 112 684                   | 57 861                | 28 777    | 1 479       | 5 831              |  |
| Victoria County .....      | 14                     | 84 088   | 339 468                        | 160 958                   | 95 253                | 66 444    | 4 436       | 12 378             |  |

See footnotes at end of table.

Table 15. Federal Government Expenditure, by State and County Area: Fiscal Year 2001—Con.

[Thousand dollars]

| State and county area     | Congressional district | United States resident population <sup>1</sup> | Federal government expenditure |                           |                       |           |             |                    |  |
|---------------------------|------------------------|--|--------------------------------|---------------------------|-----------------------|-----------|-------------|--------------------|--|
|                           |                        |  | Total                          | Retirement and Disability | Other Direct Payments | Grants    | Procurement | Salaries and Wages |  |
| Texas—Con.                |                        |  |                                |                           |                       |           |             |                    |  |
| Walker County .....       | 02                     | 61 758   | 202 128                        | 87 553                    | 47 733                | 53 755    | 3 080       | 10 008             |  |
| Waller County .....       | 08 14                  | 32 663   | 132 417                        | 43 504                    | 42 797                | 34 362    | 7 951       | 3 804              |  |
| Ward County .....         | 23                     | 10 909   | 50 470                         | 23 894                    | 12 343                | 12 677    | 305         | 1 252              |  |
| Washington County .....   | 08                     | 30 373   | 148 209                        | 69 930                    | 34 249                | 38 753    | 1 108       | 4 168              |  |
| Webb County .....         | 23                     | 193 117  | 746 030                        | 208 905                   | 150 480               | 272 818   | 28 453      | 85 374             |  |
| Wharton County .....      | 14                     | 41 188   | 256 879                        | 84 577                    | 120 983               | 44 595    | 1 317       | 5 406              |  |
| Wheeler County .....      | 13                     | 5 284  | 71 591                         | 14 739                    | 18 890                | 36 269    | 351         | 1 342              |  |
| Wichita County .....      | 13                     | 131 664  | 1 073 094                      | 352 460                   | 148 150               | 99 033    | 107 467     | 365 983            |  |
| Wilbarger County .....    | 13                     | 14 676   | 90 180                         | 34 019                    | 38 672                | 14 168    | 510         | 2 811              |  |
| Willacy County .....      | 15 27                  | 20 082   | 132 828                        | 26 761                    | 53 361                | 50 251    | 608         | 1 848              |  |
| Williamson County .....   | 14 21                  | 249 967  | 868 854                        | 335 230                   | 121 421               | 83 886    | 304 224     | 24 093             |  |
| Wilson County .....       | 28                     | 32 408   | 117 878                        | 65 435                    | 23 297                | 25 328    | 793         | 3 025              |  |
| Winkler County .....      | 23                     | 7 173  | 30 500                         | 15 621                    | 10 177                | 3 915     | 168         | 618                |  |
| Wise County .....         | 17                     | 48 793   | 137 364                        | 81 194                    | 32 133                | 15 512    | 2 349       | 6 176              |  |
| Wood County .....         | 01                     | 36 752   | 194 472                        | 112 379                   | 48 935                | 25 954    | 1 434       | 5 770              |  |
| Yoakum County .....       | 19                     | 7 322  | 60 632                         | 12 915                    | 34 771                | 12 107    | 152         | 687                |  |
| Young County .....        | 17                     | 17 943   | 98 215                         | 48 779                    | 32 025                | 13 988    | 735         | 2 688              |  |
| Zapata County .....       | 28                     | 12 182   | 48 607                         | 16 937                    | 15 674                | 14 327    | 168         | 1 503              |  |
| Zavala County .....       | 23                     | 11 600   | 63 082                         | 19 445                    | 18 448                | 24 304    | 211         | 674                |  |
| State undistributed ..... |                        |  | 6 948 865                      | 32 444                    | 5 005 124             | 1 911 250 | 47          | —                  |  |
| Utah .....                |                        | 2 233 169                                      | 11 377 441                     | 3 604 690                 | 1 679 132             | 2 244 221 | 2 084 075   | 1 765 323          |  |
| Beaver County .....       | 01                     | 6 005  | 27 595                         | 12 461                    | 5 452                 | 7 422     | 592         | 1 668              |  |
| Box Elder County .....    | 01                     | 42 745   | 554 680                        | 87 683                    | 34 155                | 18 916    | 402 779     | 11 147             |  |
| Cache County .....        | 01                     | 91 391   | 304 343                        | 110 037                   | 52 841                | 78 340    | 44 992      | 18 133             |  |
| Carbon County .....       | 03                     | 20 422   | 91 623                         | 51 962                    | 26 764                | 20 636    | -16 015     | 8 275              |  |
| Daggett County .....      | 03                     | 921  | 8 776                          | 2 289                     | 732                   | 1 404     | 1 791       | 2 560              |  |
| Davis County .....        | 01                     | 238 994  | 2 182 446                      | 438 928                   | 91 287                | 66 284    | 906 162     | 679 784            |  |
| Duchesne County .....     | 03                     | 14 371   | 65 629                         | 27 610                    | 11 832                | 21 528    | 1 330       | 3 329              |  |
| Emery County .....        | 03                     | 10 860   | 40 202                         | 20 127                    | 7 025                 | 9 279     | 1 161       | 2 611              |  |
| Garfield County .....     | 03                     | 4 735  | 38 244                         | 10 939                    | 3 602                 | 4 153     | 14 199      | 5 351              |  |
| Grand County .....        | 03                     | 8 485  | 48 192                         | 17 696                    | 4 565                 | 15 020    | 1 783       | 9 128              |  |
| Iron County .....         | 01                     | 33 779   | 115 358                        | 54 034                    | 23 643                | 15 546    | 7 575       | 14 560             |  |
| Juab County .....         | 01                     | 8 238  | 27 994                         | 14 322                    | 6 869                 | 5 210     | 491         | 1 101              |  |
| Kane County .....         | 03                     | 6 046  | 31 491                         | 16 125                    | 5 125                 | 2 180     | 3 885       | 4 177              |  |
| Millard County .....      | 01                     | 12 405   | 50 831                         | 21 509                    | 11 711                | 12 242    | 947         | 4 422              |  |
| Morgan County .....       | 03                     | 7 129  | 20 301                         | 15 236                    | 2 692                 | 1 501     | 198         | 674                |  |
| Piute County .....        | 03                     | 1 435  | 9 083                          | 3 843                     | 1 659                 | 3 046     | 197         | 337                |  |
| Rich County .....         | 01                     | 1 961  | 19 771                         | 3 788                     | 1 219                 | 14 012    | 149         | 603                |  |
| Salt Lake County .....    | 01 02 03               | 898 387  | 3 975 004                      | 1 293 415                 | 513 518               | 1 229 105 | 402 163     | 536 803            |  |
| San Juan County .....     | 03                     | 14 413   | 94 276                         | 18 036                    | 10 906                | 52 580    | 6 101       | 6 653              |  |
| Sanpete County .....      | 03                     | 22 763   | 83 269                         | 38 595                    | 16 420                | 18 065    | 6 078       | 4 110              |  |
| Sevier County .....       | 03                     | 18 842   | 79 903                         | 40 220                    | 16 407                | 12 874    | 1 306       | 9 096              |  |
| Summit County .....       | 03                     | 29 736   | 86 171                         | 27 702                    | 5 397                 | 40 296    | 5 650       | 7 126              |  |
| Tooele County .....       | 01                     | 40 735   | 302 650                        | 87 827                    | 19 131                | 16 222    | 125 794     | 53 676             |  |
| Uintah County .....       | 03                     | 25 224   | 97 976                         | 41 670                    | 15 007                | 20 177    | 4 158       | 16 965             |  |
| Utah County .....         | 03                     | 368 536  | 910 147                        | 407 438                   | 176 403               | 179 709   | 78 871      | 67 726             |  |
| Wasatch County .....      | 03                     | 15 215   | 37 469                         | 20 425                    | 5 389                 | 7 495     | 1 294       | 2 865              |  |
| Washington County .....   | 01                     | 90 354   | 356 193                        | 220 355                   | 60 465                | 31 970    | 4 706       | 38 696             |  |
| Wayne County .....        | 03                     | 2 509  | 13 489                         | 5 173                     | 2 149                 | 1 958     | 551         | 3 657              |  |
| Weber County .....        | 01                     | 196 533  | 1 125 561                      | 493 360                   | 143 957               | 162 970   | 75 184      | 250 090            |  |
| State undistributed ..... |                        |  | 578 774                        | 1 886                     | 402 808               | 174 080   | —           | —                  |  |
| Vermont .....             |                        | 608 827  | 3 733 752                      | 1 274 233                 | 679 551               | 1 069 491 | 391 047     | 319 430            |  |
| Addison County .....      | 00                     | 35 974   | 154 138                        | 59 819                    | 27 306                | 29 502    | 29 862      | 7 649              |  |
| Bennington County .....   | 00                     | 36 994   | 183 925                        | 91 759                    | 37 322                | 44 915    | 1 929       | 8 000              |  |
| Caledonia County .....    | 00                     | 29 702   | 146 360                        | 67 821                    | 29 177                | 40 872    | 1 871       | 6 619              |  |
| Chittenden County .....   | 00                     | 146 571  | 986 287                        | 243 850                   | 123 293               | 213 560   | 294 018     | 111 567            |  |
| Essex County .....        | 00                     | 6 459  | 46 322                         | 17 825                    | 6 660                 | 18 124    | 442         | 3 270              |  |
| Franklin County .....     | 00                     | 45 417   | 222 147                        | 82 531                    | 35 669                | 60 748    | 7 997       | 35 202             |  |
| Grand Isle County .....   | 00                     | 6 901  | 30 905                         | 14 461                    | 5 366                 | 6 778     | 2 996       | 1 305              |  |
| Lamoille County .....     | 00                     | 23 233   | 93 723                         | 43 661                    | 19 954                | 24 833    | 1 037       | 4 238              |  |
| Orange County .....       | 00                     | 28 226   | 120 099                        | 58 251                    | 23 225                | 29 761    | 3 027       | 5 835              |  |
| Orleans County .....      | 00                     | 26 277   | 137 585                        | 62 371                    | 25 377                | 37 426    | 2 535       | 9 876              |  |
| Rutland County .....      | 00                     | 63 400   | 339 430                        | 154 223                   | 69 212                | 88 411    | 8 059       | 19 525             |  |
| Washington County .....   | 00                     | 58 039   | 532 576                        | 132 822                   | 65 803                | 296 927   | 14 377      | 22 647             |  |
| Windham County .....      | 00                     | 44 216   | 198 920                        | 98 170                    | 44 730                | 42 312    | 3 796       | 9 912              |  |
| Windsor County .....      | 00                     | 57 418   | 361 317                        | 145 568                   | 56 166                | 66 697    | 19 100      | 73 786             |  |
| State undistributed ..... |                        |  | 180 018                        | 1 101                     | 110 291               | 68 626    | —           | —                  |  |
| Virginia .....            |                        | 7 078 515                                      | 71 257 343                     | 18 071 390                | 7 997 772             | 5 908 475 | 26 935 156  | 12 344 549         |  |
| Accomack County .....     | 01                     | 38 305   | 290 583                        | 99 105                    | 43 300                | 40 294    | 67 869      | 40 015             |  |
| Albemarle County .....    | 05 07                  | 79 236   | 227 387                        | 133 638                   | 51 996                | 26 000    | 11 537      | 4 216              |  |
| Alleghany County .....    | 06                     | 12 926   | 28 158                         | 15 147                    | 3 350                 | 9 206     | 117         | 337                |  |
| Amelia County .....       | 04                     | 11 400   | 43 047                         | 25 629                    | 7 915                 | 7 578     | 426         | 1 499              |  |
| Amherst County .....      | 06                     | 31 894   | 120 278                        | 73 795                    | 19 799                | 21 142    | 2 600       | 2 941              |  |
| Appomattox County .....   | 05                     | 13 705   | 52 368                         | 30 632                    | 9 731                 | 8 883     | 494         | 2 627              |  |
| Arlington County .....    | 08                     | 189 453  | 6 759 336                      | 475 074                   | 155 652               | 293 307   | 3 163 259   | 2 672 044          |  |
| Augusta County .....      | 06                     | 65 615   | 171 497                        | 101 851                   | 38 940                | 22 784    | 1 680       | 6 243              |  |
| Bath County .....         | 06                     | 5 048  | 27 449                         | 15 204                    | 7 151                 | 3 054     | 277         | 1 763              |  |
| Bedford County .....      | 05 06                  | 60 371   | 219 661                        | 158 468                   | 35 338                | 17 004    | 2 630       | 6 221              |  |
| Bland County .....        | 09                     | 6 871  | 41 383                         | 18 343                    | 7 136                 | 7 296     | 7 048       | 1 560              |  |
| Botetourt County .....    | 06                     | 30 496   | 112 849                        | 72 532                    | 18 310                | 17 265    | 1 220       | 3 523              |  |
| Brunswick County .....    | 04                     | 18 419   | 95 773                         | 50 932                    | 22 862                | 18 751    | 706         | 2 521              |  |
| Buchanan County .....     | 09                     | 26 978   | 191 647                        | 120 708                   | 35 081                | 30 290    | 2 445       | 3 123              |  |
| Buckingham County .....   | 05                     | 15 623   | 60 160                         | 28 897                    | 12 998                | 15 929    | 735         | 1 601              |  |
| Campbell County .....     | 05                     | 51 078   | 147 185                        | 52 563                    | 25 710                | 20 323    | 2 128       | 6 462              |  |
| Caroline County .....     | 01                     | 22 121   | 104 941                        | 55 684                    | 19 702                | 10 766    | 7 134       | 11 656             |  |
| Carroll County .....      | 09                     | 29 245   | 115 365                        | 61 081                    | 26 588                | 23 753    | 1 126       | 2 817              |  |
| Charles City County ..... | 03                     | 6 926  | 27 847                         | 14 400                    | 6 937                 | 4 991     | 446         | 1 073              |  |
| Charlotte County .....    | 05                     | 12 472   | 84 659                         | 41 351                    | 14 208                | 11 948    | 14 438      | 2 714              |  |

See footnotes at end of table.



Table 15. Federal Government Expenditure, by State and County Area: Fiscal Year 2001—Con.

[Thousand dollars]

| State and county area          | Congressional district | United States resident population <sup>1</sup> | Federal government expenditure |                           |                       |         |             |                    |  |
|--------------------------------|------------------------|--|--------------------------------|---------------------------|-----------------------|---------|-------------|--------------------|--|
|                                |                        |  | Total                          | Retirement and Disability | Other Direct Payments | Grants  | Procurement | Salaries and Wages |  |
| Virginia—Con.                  |                        |  |                                |                           |                       |         |             |                    |  |
| Chesterfield County .....      | 04 07                  | 259 903  | 509 128                        | 327 439                   | 91 396                | 49 873  | 16 554      | 23 865             |  |
| Clarke County .....            | 10                     | 12 652   | 49 653                         | 30 520                    | 9 183                 | 5 530   | 2 445       | 1 975              |  |
| Craig County .....             | 09                     | 5 091  | 30 889                         | 11 517                    | 3 307                 | 1 886   | 13 196      | 982                |  |
| Culpeper County .....          | 07                     | 34 262   | 139 483                        | 83 110                    | 29 523                | 17 933  | 2 276       | 6 640              |  |
| Cumberland County .....        | 05                     | 9 017  | 33 710                         | 15 427                    | 5 614                 | 9 999   | 1 884       | 786                |  |
| Dickenson County .....         | 09                     | 16 395   | 108 092                        | 65 810                    | 21 403                | 17 536  | 1 235       | 2 109              |  |
| Dinwiddie County .....         | 04                     | 24 533   | 91 725                         | 51 799                    | 18 200                | 15 065  | 4 307       | 2 354              |  |
| Essex County .....             | 03                     | 9 989  | 52 677                         | 26 900                    | 17 182                | 6 114   | 1 081       | 1 400              |  |
| Fairfax County .....           | 08 10 11               | 969 749  | 11 279 377                     | 2 008 863                 | 757 863               | 337 901 | 7 174 693   | 1 000 056          |  |
| Fauquier County .....          | 10                     | 55 139   | 245 829                        | 132 628                   | 31 842                | 16 633  | 54 435      | 10 291             |  |
| Floyd County .....             | 09                     | 13 874   | 53 631                         | 31 140                    | 11 179                | 8 179   | 660         | 2 474              |  |
| Fluvanna County .....          | 05                     | 20 047   | 76 357                         | 52 124                    | 13 756                | 7 595   | 692         | 2 190              |  |
| Franklin County .....          | 05                     | 47 286   | 166 048                        | 103 016                   | 33 551                | 21 405  | 1 459       | 6 617              |  |
| Frederick County .....         | 10                     | 59 209   | 156 044                        | 112 540                   | 22 527                | 16 252  | 1 418       | 3 307              |  |
| Giles County .....             | 09                     | 16 657   | 89 157                         | 51 548                    | 18 995                | 15 073  | 750         | 2 791              |  |
| Gloucester County .....        | 01                     | 34 780   | 149 629                        | 99 985                    | 25 185                | 16 235  | 2 829       | 5 394              |  |
| Goochland County .....         | 04                     | 16 863   | 58 832                         | 30 831                    | 14 568                | 11 531  | 416         | 1 486              |  |
| Grayson County .....           | 09                     | 17 917   | 73 275                         | 38 879                    | 15 357                | 15 814  | 1 086       | 2 139              |  |
| Greene County .....            | 07                     | 15 244   | 42 652                         | 25 955                    | 8 698                 | 5 734   | 290         | 1 976              |  |
| Greensville County .....       | 04                     | 11 560   | 27 961                         | 14 533                    | 5 779                 | 7 286   | 249         | 1 112              |  |
| Halifax County .....           | 05                     | 37 355   | 211 160                        | 100 777                   | 40 076                | 46 720  | 18 190      | 5 397              |  |
| Hanover County .....           | 01 07                  | 86 320   | 277 662                        | 187 927                   | 55 038                | 16 346  | 9 074       | 9 277              |  |
| Henrico County .....           | 03 07                  | 262 300  | 564 638                        | 276 754                   | 173 104               | 50 961  | 25 032      | 38 788             |  |
| Henry County .....             | 05                     | 57 930   | 196 431                        | 122 078                   | 41 127                | 25 430  | 3 832       | 3 965              |  |
| Highland County .....          | 06                     | 2 536  | 16 390                         | 7 437                     | 3 632                 | 3 632   | 1 742       | 648                |  |
| Isle Of Wight County .....     | 04                     | 29 728   | 140 561                        | 79 350                    | 28 033                | 17 473  | 10 266      | 5 438              |  |
| James City County .....        | 01 03                  | 48 102   | 100 978                        | 73 297                    | 13 412                | 11 592  | 1 228       | 1 449              |  |
| King and Queen County .....    | 03                     | 6 630  | 30 844                         | 16 753                    | 8 528                 | 4 221   | 274         | 1 068              |  |
| King George County .....       | 01                     | 16 803   | 55 517                         | 46 746                    | 10 504                | 4 660   | 241 574     | 248 033            |  |
| King William County .....      | 03                     | 13 146   | 53 051                         | 28 544                    | 13 109                | 4 905   | 4 683       | 1 811              |  |
| Lancaster County .....         | 01                     | 11 567   | 89 680                         | 60 118                    | 19 600                | 6 284   | 1 322       | 2 356              |  |
| Lee County .....               | 09                     | 23 589   | 378 158                        | 79 411                    | 35 806                | 50 692  | 208 526     | 3 723              |  |
| Loudoun County .....           | 10                     | 169 599  | 1 164 159                      | 265 603                   | 52 913                | 19 973  | 551 327     | 274 343            |  |
| Louisa County .....            | 04                     | 25 627   | 103 862                        | 64 184                    | 21 671                | 14 506  | 784         | 2 716              |  |
| Lunenburg County .....         | 05                     | 13 146   | 54 119                         | 30 739                    | 12 183                | 9 424   | 351         | 1 422              |  |
| Madison County .....           | 07                     | 12 520   | 50 862                         | 26 843                    | 11 668                | 8 277   | 507         | 3 567              |  |
| Mathews County .....           | 01                     | 9 207  | 28 875                         | 38 955                    | 12 610                | 3 173   | -28 594     | 2 732              |  |
| Mecklenburg County .....       | 05                     | 32 380   | 201 155                        | 93 719                    | 36 641                | 39 302  | 25 019      | 6 473              |  |
| Middlesex County .....         | 01                     | 9 932  | 60 076                         | 37 989                    | 12 725                | 4 883   | 3 092       | 1 387              |  |
| Montgomery County .....        | 09                     | 83 629   | 391 144                        | 130 899                   | 57 127                | 149 003 | 38 131      | 15 984             |  |
| Nelson County .....            | 05                     | 14 445   | 86 254                         | 47 020                    | 15 049                | 10 629  | 10 377      | 3 180              |  |
| New Kent County .....          | 03                     | 13 462   | 60 306                         | 33 866                    | 10 570                | 12 650  | 1 143       | 2 077              |  |
| Northampton County .....       | 01                     | 13 093   | 209 574                        | 39 076                    | 20 523                | 21 976  | 124 794     | 3 206              |  |
| Northumberland County .....    | 01                     | 12 259   | 78 485                         | 50 171                    | 18 909                | 6 763   | 941         | 1 700              |  |
| Nottoway County .....          | 04                     | 15 725   | 123 729                        | 47 990                    | 17 172                | 27 271  | 12 326      | 18 970             |  |
| Orange County .....            | 07                     | 25 881   | 143 606                        | 97 550                    | 27 882                | 13 550  | 1 370       | 3 255              |  |
| Page County .....              | 10                     | 23 177   | 145 474                        | 60 758                    | 21 881                | 12 389  | 42 551      | 7 894              |  |
| Patrick County .....           | 05                     | 19 407   | 83 650                         | 47 195                    | 15 761                | 11 550  | 6 614       | 2 530              |  |
| Pittsylvania County .....      | 05                     | 61 745   | 243 013                        | 111 764                   | 42 593                | 68 535  | 14 501      | 5 620              |  |
| Powhatan County .....          | 04                     | 22 377   | 56 887                         | 39 419                    | 9 543                 | 3 836   | 714         | 3 376              |  |
| Prince Edward County .....     | 05                     | 19 720   | 94 018                         | 51 636                    | 22 102                | 15 254  | 998         | 4 028              |  |
| Prince George County .....     | 03 04                  | 33 047   | 440 789                        | 60 295                    | 12 006                | 8 018   | 68 768      | 291 702            |  |
| Prince William County .....    | 10 11                  | 280 813  | 1 446 471                      | 519 908                   | 68 934                | 97 881  | 348 513     | 411 236            |  |
| Pulaski County .....           | 09                     | 35 127   | 169 924                        | 91 409                    | 43 519                | 25 184  | 5 391       | 4 421              |  |
| Rappahannock County .....      | 10                     | 6 983  | 39 079                         | 24 788                    | 7 056                 | 3 706   | 1 412       | 2 117              |  |
| Richmond County .....          | 03                     | 8 809  | 84 658                         | 23 432                    | 13 472                | 39 921  | 6 472       | 1 361              |  |
| Roanoke County .....           | 06 09                  | 85 778   | 157 593                        | 109 526                   | 29 123                | 15 020  | 1 257       | 2 667              |  |
| Rockbridge County .....        | 06                     | 20 808   | 73 823                         | 36 152                    | 12 379                | 16 010  | 6 656       | 2 626              |  |
| Rockingham County .....        | 06 10                  | 67 725   | 197 144                        | 121 552                   | 42 817                | 22 548  | 455         | 9 772              |  |
| Russell County .....           | 09                     | 30 308   | 164 315                        | 89 462                    | 39 133                | 31 024  | 1 013       | 3 683              |  |
| Scott County .....             | 09                     | 23 403   | 147 438                        | 70 938                    | 30 912                | 40 146  | 884         | 4 559              |  |
| Shenandoah County .....        | 10                     | 35 075   | 155 901                        | 103 354                   | 30 719                | 11 908  | 1 967       | 7 953              |  |
| Smyth County .....             | 09                     | 33 081   | 207 521                        | 92 628                    | 35 476                | 28 488  | 45 583      | 5 346              |  |
| Southampton County .....       | 04                     | 17 482   | 80 192                         | 33 987                    | 24 109                | 16 537  | 3 180       | 2 379              |  |
| Spotsylvania County .....      | 01 07                  | 90 395   | 171 895                        | 135 534                   | 19 877                | 12 445  | 1 071       | 2 968              |  |
| Stafford County .....          | 01                     | 92 446   | 232 279                        | 173 965                   | 23 514                | 11 976  | 13 112      | 9 713              |  |
| Surry County .....             | 03                     | 6 829  | 30 499                         | 15 680                    | 9 004                 | 4 244   | 274         | 1 298              |  |
| Sussex County .....            | 04                     | 12 504   | 69 265                         | 31 849                    | 18 635                | 13 237  | 2 153       | 3 391              |  |
| Tazewell County .....          | 09                     | 44 598   | 287 339                        | 173 916                   | 69 378                | 35 337  | 1 694       | 7 014              |  |
| Warren County .....            | 10                     | 31 584   | 120 630                        | 74 785                    | 20 641                | 11 625  | 4 290       | 9 288              |  |
| Washington County .....        | 09                     | 51 103   | 229 613                        | 120 967                   | 42 028                | 55 741  | 4 910       | 5 967              |  |
| Westmoreland County .....      | 01                     | 16 718   | 104 288                        | 63 393                    | 25 940                | 10 311  | 1 160       | 3 484              |  |
| Wise County .....              | 09                     | 40 123   | 326 907                        | 144 253                   | 61 051                | 46 214  | 67 580      | 7 808              |  |
| Wythe County .....             | 09                     | 27 599   | 144 414                        | 79 791                    | 32 422                | 25 149  | 1 364       | 5 687              |  |
| York County .....              | 01                     | 56 297   | 377 082                        | 197 078                   | 23 316                | 18 323  | 35 885      | 102 481            |  |
| Alexandria city area .....     | 08                     | 128 283  | 2 648 076                      | 570 857                   | 158 198               | 185 936 | 1 199 127   | 533 958            |  |
| Bristol city area .....        | 09                     | 17 367   | 147 202                        | 75 293                    | 34 162                | 18 807  | 3 606       | 15 335             |  |
| Buena Vista city area .....    | 06                     | 6 349  | 35 514                         | 19 705                    | 7 564                 | 6 614   | 289         | 1 342              |  |
| Charlottesville City .....     | 05                     | 45 049   | 484 928                        | 107 323                   | 52 428                | 212 888 | 40 982      | 71 307             |  |
| Chesapeake city area .....     | 04                     | 199 184  | 902 341                        | 496 669                   | 134 796               | 58 263  | 134 720     | 77 893             |  |
| Clifton Forge city area .....  | 06                     | 4 289  | 35 642                         | 19 874                    | 12 099                | 2 503   | 214         | 951                |  |
| Colonial Heights .....         | 04                     | 16 897   | 248 376                        | 73 372                    | 18 328                | 4 055   | 150 263     | 2 358              |  |
| Covington city area .....      | 06                     | 6 303  | 67 447                         | 40 774                    | 17 411                | 5 004   | 839         | 3 419              |  |
| Danville city area .....       | 05                     | 48 411   | 307 836                        | 165 588                   | 75 218                | 54 456  | 2 878       | 9 696              |  |
| Fairfax city area .....        | 11                     | 21 498   | 2 605 309                      | 288 319                   | 56 021                | 60 573  | 2 154 933   | 45 462             |  |
| Falls Church city area .....   | 08                     | 10 377   | 977 783                        | 88 492                    | 38 256                | 98 692  | 538 877     | 213 466            |  |
| Franklin city area .....       | 04                     | 8 346  | 89 672                         | 40 076                    | 30 155                | 17 942  | 320         | 1 179              |  |
| Fredericksburg city area ..... | 01                     | 19 279   | 253 006                        | 154 602                   | 48 437                | 14 060  | 21 411      | 14 496             |  |
| Galax city area .....          | 09                     | 6 837  | 63 372                         | 37 630                    | 6 678                 | 15 594  | 917         | 2 553              |  |
| Hampton city area .....        | 01 03                  | 146 437  | 1 913 055                      | 456 802                   | 136 641               | 111 806 | 481 985     | 725 820            |  |

See footnotes at end of table.

Table 15. Federal Government Expenditure, by State and County Area: Fiscal Year 2001—Con.

[Thousand dollars]

| State and county area    | Congressional district | United States resident population <sup>1</sup> | Federal government expenditure |                           |                       |           |             |                    |  |
|--------------------------|------------------------|--|--------------------------------|---------------------------|-----------------------|-----------|-------------|--------------------|--|
|                          |                        |  | Total                          | Retirement and Disability | Other Direct Payments | Grants    | Procurement | Salaries and Wages |  |
| Virginia—Con.            |                        |  |                                |                           |                       |           |             |                    |  |
| Harrisonburg city area   | 06                     | 40 468   | 118 927                        | 60 977                    | 32 806                | 13 569    | 2 645       | 8 929              |  |
| Hopewell city area       | 03 04                  | 22 354   | 191 963                        | 79 445                    | 28 474                | 14 781    | 67 186      | 2 077              |  |
| Lexington city area      | 06                     | 6 867  | 58 935                         | 36 898                    | 9 528                 | 6 456     | 847         | 5 207              |  |
| Lynchburg city area      | 06                     | 65 269   | 903 046                        | 207 303                   | 94 066                | 55 530    | 519 122     | 27 024             |  |
| Martinsville city area   | 05                     | 15 416   | 138 525                        | 82 613                    | 32 358                | 16 181    | 3 138       | 4 235              |  |
| Newport News city area   | 01 03                  | 180 150  | 7 225 821                      | 465 809                   | 175 854               | 150 561   | 6 055 647   | 377 950            |  |
| Norfolk city area        | 02 03                  | 234 403  | 4 896 773                      | 598 636                   | 279 242               | 264 783   | 1 306 639   | 2 447 475          |  |
| Norton city area         | 09                     | 3 904  | 44 963                         | 22 064                    | 8 122                 | 6 090     | 2 923       | 5 763              |  |
| Petersburg city area     | 03 04                  | 33 740   | 324 008                        | 145 421                   | 78 957                | 57 113    | 31 546      | 10 971             |  |
| Portsmouth city area     | 03 04                  | 100 565  | 1 477 766                      | 325 007                   | 145 431               | 138 812   | 305 005     | 563 511            |  |
| Radford city area        | 09                     | 15 859   | 96 988                         | 30 259                    | 15 066                | 15 759    | 29 702      | 6 203              |  |
| Richmond city area       | 03 07                  | 197 790  | 3 407 594                      | 966 469                   | 475 833               | 1 164 332 | 294 838     | 506 121            |  |
| Roanoke city area        | 06                     | 94 911   | 816 599                        | 369 880                   | 164 073               | 105 972   | 79 213      | 97 460             |  |
| Staunton city area       | 06                     | 23 585   | 153 880                        | 86 371                    | 34 959                | 23 652    | 1 596       | 7 302              |  |
| Suffolk city area        | 03 04                  | 63 677   | 378 264                        | 173 740                   | 64 556                | 54 348    | 63 092      | 22 527             |  |
| Virginia Beach city area | 02 04                  | 425 257  | 2 823 806                      | 1 149 224                 | 230 837               | 93 798    | 424 738     | 925 208            |  |
| Waynesboro city area     | 06                     | 19 520   | 107 504                        | 72 188                    | 24 139                | 7 250     | 1 057       | 2 869              |  |
| Williamsburg city area   | 01                     | 11 998   | 225 783                        | 140 228                   | 33 908                | 21 482    | 13 041      | 17 125             |  |
| Winchester city area     | 10                     | 23 585   | 150 880                        | 74 074                    | 30 091                | 30 091    | 12 792      | 18 280             |  |
| Bedford city area        | 05                     | 6 299  | 61 674                         | 44 258                    | 12 076                | 2 280     | 1 092       | 1 968              |  |
| Emporia city area        | 04                     | 5 665  | 47 754                         | 23 110                    | 14 322                | 8 563     | 356         | 1 403              |  |
| Salem city area          | 06                     | 24 747   | 233 922                        | 90 925                    | 33 410                | 9 993     | 12 794      | 86 799             |  |
| Manassas city area       | 10                     | 35 135   | 644 129                        | 120 225                   | 34 086                | 16 735    | 444 936     | 28 145             |  |
| Manassas Park city area  | 10                     | 10 290   | 14 211                         | 2 365                     | 1 466                 | 7 831     | 1 817       | 732                |  |
| Poquoson city area       | 01                     | 11 566   | 27 710                         | 21 565                    | 4 309                 | 1 013     | 28          | 795                |  |
| State undistributed      |                        |  | 2 101 255                      | 64 148                    | 1 769 726             | 267 381   | —           | —                  |  |
| Washington               |                        | 5 894 121                                      | 36 903 358                     | 12 695 969                | 6 987 990             | 6 793 672 | 5 480 495   | 4 945 232          |  |
| Adams County             | 04 05                  | 16 428   | 123 662                        | 22 050                    | 47 421                | 43 229    | 8 897       | 2 066              |  |
| Asotin County            | 05                     | 20 551   | 109 630                        | 58 091                    | 25 274                | 19 718    | 3 691       | 2 855              |  |
| Benton County            | 04                     | 142 475  | 2 519 740                      | 274 009                   | 101 433               | 65 373    | 2 021 635   | 57 290             |  |
| Chelan County            | 04                     | 66 616   | 305 896                        | 149 541                   | 56 309                | 59 196    | 8 893       | 31 958             |  |
| Cllalam County           | 06                     | 64 525   | 434 812                        | 251 273                   | 85 235                | 52 695    | 14 273      | 31 335             |  |
| Clark County             | 03                     | 345 238  | 1 273 321                      | 638 931                   | 212 660               | 211 385   | 51 883      | 158 463            |  |
| Columbia County          | 05                     | 4 064  | 40 007                         | 12 114                    | 17 877                | 6 561     | 985         | 2 470              |  |
| Cowlitz County           | 03                     | 92 948   | 479 643                        | 225 552                   | 85 098                | 82 592    | 71 858      | 14 542             |  |
| Douglas County           | 04                     | 32 603   | 137 579                        | 60 360                    | 50 845                | 15 652    | 4 419       | 6 304              |  |
| Ferry County             | 05                     | 7 260  | 38 979                         | 18 188                    | 5 160                 | 9 282     | 1 213       | 5 136              |  |
| Franklin County          | 04                     | 49 347   | 212 611                        | 72 441                    | 54 250                | 47 586    | 13 435      | 24 899             |  |
| Garfield County          | 05                     | 2 397  | 43 272                         | 7 736                     | 16 063                | 897       | 14 832      | 3 743              |  |
| Grant County             | 04                     | 74 698   | 357 273                        | 148 927                   | 84 040                | 65 918    | 24 208      | 34 180             |  |
| Grays Harbor County      | 03 06                  | 67 194   | 397 320                        | 192 099                   | 95 572                | 79 540    | 17 486      | 12 623             |  |
| Island County            | 02                     | 71 558   | 627 416                        | 205 580                   | 42 280                | 21 670    | 69 287      | 288 600            |  |
| Jefferson County         | 06                     | 25 953   | 155 491                        | 98 042                    | 27 543                | 18 613    | 3 747       | 7 545              |  |
| King County              | 01 07 08 09            | 1 737 034                                      | 10 228 467                     | 3 137 148                 | 1 481 929             | 2 471 136 | 1 911 564   | 1 226 689          |  |
| Kitsap County            | 01 06                  | 231 969  | 2 340 046                      | 682 082                   | 167 945               | 144 296   | 345 960     | 999 764            |  |
| Kittitas County          | 04                     | 33 362   | 130 940                        | 66 041                    | 30 865                | 24 535    | 1 943       | 7 557              |  |
| Klickitat County         | 03 04                  | 19 161   | 108 785                        | 48 054                    | 23 653                | 24 078    | 8 247       | 4 754              |  |
| Lewis County             | 03                     | 68 600   | 353 146                        | 192 500                   | 76 149                | 65 092    | 6 273       | 13 132             |  |
| Lincoln County           | 05                     | 10 184   | 105 410                        | 32 000                    | 61 801                | 7 712     | 646         | 3 251              |  |
| Mason County             | 06                     | 49 405   | 266 468                        | 166 475                   | 53 441                | 33 795    | 8 095       | 4 662              |  |
| Okanogan County          | 04                     | 39 564   | 228 970                        | 100 687                   | 46 210                | 53 786    | 9 130       | 19 156             |  |
| Pacific County           | 03                     | 20 984   | 141 589                        | 76 264                    | 28 210                | 20 150    | 10 893      | 6 072              |  |
| Pend Oreille County      | 05                     | 11 732   | 62 822                         | 35 948                    | 10 335                | 11 608    | 971         | 3 960              |  |
| Pierce County            | 06 08 09               | 700 220  | 4 171 232                      | 1 719 046                 | 504 514               | 573 302   | 260 081     | 1 114 288          |  |
| San Juan County          | 02                     | 14 077   | 58 454                         | 39 566                    | 10 098                | 3 726     | 1 522       | 3 541              |  |
| Skagit County            | 02                     | 102 979  | 492 654                        | 259 424                   | 102 615               | 93 558    | 17 358      | 19 699             |  |
| Skamania County          | 03                     | 9 872  | 42 930                         | 16 769                    | 4 590                 | 6 997     | 7 386       | 7 189              |  |
| Snohomish County         | 01 02                  | 606 024  | 2 045 815                      | 999 919                   | 378 319               | 312 495   | 93 181      | 261 902            |  |
| Spokane County           | 05                     | 417 939  | 2 263 060                      | 1 005 942                 | 431 746               | 413 263   | 92 561      | 319 548            |  |
| Stevens County           | 05                     | 40 066   | 389 363                        | 96 481                    | 31 613                | 33 189    | 11 481      | 16 348             |  |
| Thurston County          | 03 09                  | 207 355  | 1 842 278                      | 597 074                   | 178 593               | 981 628   | 19 016      | 65 967             |  |
| Wahkiakum County         | 03                     | 3 824  | 21 584                         | 11 193                    | 4 306                 | 4 887     | 317         | 882                |  |
| Walla Walla County       | 05                     | 55 180   | 311 799                        | 132 349                   | 86 362                | 45 675    | 10 876      | 36 537             |  |
| Whatcom County           | 02                     | 166 814  | 904 390                        | 337 256                   | 127 517               | 114 573   | 279 942     | 45 101             |  |
| Whitman County           | 05                     | 40 740   | 275 394                        | 59 121                    | 111 581               | 86 339    | 4 649       | 13 703             |  |
| Yakima County            | 04                     | 222 581  | 1 002 876                      | 399 926                   | 193 040               | 294 728   | 47 663      | 67 518             |  |
| State undistributed      |                        |  | 2 058 233                      | 49 768                    | 1 835 498             | 172 967   | —           | —                  |  |
| West Virginia            |                        | 1 808 344                                      | 12 540 808                     | 5 358 884                 | 2 678 520             | 2 970 765 | 527 435     | 1 005 205          |  |
| Barbour County           | 01                     | 15 557   | 89 073                         | 42 227                    | 20 411                | 23 311    | 761         | 2 363              |  |
| Berkeley County          | 02                     | 75 905   | 516 878                        | 187 578                   | 60 069                | 34 215    | 78 626      | 156 390            |  |
| Boone County             | 03                     | 25 535   | 144 162                        | 81 979                    | 30 832                | 24 176    | 1 912       | 5 263              |  |
| Braxton County           | 02                     | 14 702   | 83 928                         | 37 702                    | 14 276                | 28 115    | 999         | 2 837              |  |
| Brooke County            | 01                     | 25 447   | 143 583                        | 64 250                    | 33 258                | 42 562    | 663         | 2 850              |  |
| Cabell County            | 03                     | 96 784   | 669 182                        | 314 538                   | 139 758               | 144 515   | 19 004      | 51 367             |  |
| Calhoun County           | 02                     | 7 582  | 51 727                         | 22 196                    | 10 495                | 17 311    | 335         | 1 390              |  |
| Clay County              | 02                     | 10 300   | 63 157                         | 29 388                    | 11 723                | 20 117    | 412         | 1 516              |  |
| Doddridge County         | 01                     | 7 433  | 29 486                         | 14 294                    | 6 215                 | 7 906     | 229         | 842                |  |
| Fayette County           | 03                     | 47 579   | 328 807                        | 163 308                   | 77 228                | 67 282    | 4 703       | 16 285             |  |
| Gilmer County            | 02                     | 7 160  | 45 274                         | 18 491                    | 11 001                | 12 504    | 1 504       | 1 774              |  |
| Grant County             | 01                     | 11 299   | 58 571                         | 27 888                    | 10 183                | 16 959    | 780         | 2 762              |  |
| Greenbrier County        | 03                     | 34 453   | 222 937                        | 112 564                   | 45 136                | 45 172    | 13 028      | 7 038              |  |
| Hampshire County         | 02                     | 20 203   | 91 224                         | 51 479                    | 17 894                | 17 911    | 1 551       | 2 589              |  |
| Hancock County           | 01                     | 32 667   | 186 086                        | 105 213                   | 58 537                | 14 553    | 3 775       | 4 007              |  |
| Hardy County             | 02                     | 12 669   | 95 874                         | 30 076                    | 9 930                 | 50 470    | 2 289       | 3 109              |  |
| Harrison County          | 01                     | 68 652   | 460 542                        | 212 242                   | 94 800                | 71 206    | 21 614      | 60 680             |  |
| Jackson County           | 02                     | 28 000   | 135 797                        | 75 303                    | 30 096                | 22 183    | 2 764       | 5 452              |  |
| Jefferson County         | 02                     | 42 190   | 234 957                        | 108 187                   | 33 835                | 27 677    | 25 376      | 39 881             |  |
| Kanawha County           | 02                     | 200 073  | 1 923 239                      | 643 034                   | 306 046               | 756 941   | 66 322      | 150 897            |  |

See footnotes at end of table.

**Table 15. Federal Government Expenditure, by State and County Area: Fiscal Year 2001—Con.**

[Thousand dollars]

| State and county area     | Congressional district | United States resident population <sup>1</sup> | Federal government expenditure |                           |                       |           |             |                    |
|---------------------------|------------------------|--|--------------------------------|---------------------------|-----------------------|-----------|-------------|--------------------|
|                           |                        |  | Total                          | Retirement and Disability | Other Direct Payments | Grants    | Procurement | Salaries and Wages |
| <b>West Virginia—Con.</b> |                        |  |                                |                           |                       |           |             |                    |
| Lewis County .....        | 02                     | 16 919   | 102 220                        | 51 657                    | 22 457                | 23 853    | 701         | 3 553              |
| Lincoln County .....      | 03                     | 22 108   | 134 294                        | 65 061                    | 23 830                | 41 971    | 806         | 2 627              |
| Logan County .....        | 03                     | 37 710   | 270 458                        | 142 776                   | 64 294                | 53 930    | 2 056       | 7 402              |
| McDowell County .....     | 03                     | 27 329   | 268 454                        | 129 094                   | 51 915                | 74 796    | 7 686       | 4 965              |
| Marion County .....       | 01                     | 56 598   | 384 917                        | 181 175                   | 84 003                | 82 717    | 24 982      | 12 041             |
| Marshall County .....     | 01                     | 35 519   | 153 708                        | 86 230                    | 37 714                | 23 220    | 976         | 5 568              |
| Mason County .....        | 02                     | 25 957   | 137 660                        | 69 860                    | 29 528                | 24 453    | 5 410       | 8 408              |
| Mercer County .....       | 03                     | 62 980   | 435 577                        | 222 041                   | 101 849               | 89 546    | 5 207       | 16 934             |
| Mineral County .....      | 01                     | 27 078   | 161 021                        | 74 984                    | 37 088                | 21 619    | 23 800      | 3 530              |
| Mingo County .....        | 03                     | 28 253   | 216 338                        | 115 433                   | 44 245                | 47 659    | 4 025       | 4 976              |
| Monongalia County .....   | 01                     | 81 866   | 532 926                        | 153 078                   | 80 750                | 133 748   | 81 276      | 84 074             |
| Monroe County .....       | 03                     | 14 583   | 91 850                         | 43 951                    | 16 704                | 19 759    | 549         | 10 888             |
| Morgan County .....       | 02                     | 14 943   | 68 641                         | 44 244                    | 12 080                | 8 776     | 1 946       | 1 595              |
| Nicholas County .....     | 02                     | 26 562   | 150 969                        | 84 398                    | 30 633                | 26 467    | 3 742       | 5 729              |
| Ohio County .....         | 01                     | 47 427   | 326 630                        | 147 269                   | 80 334                | 60 796    | 12 248      | 25 983             |
| Pendleton County .....    | 02                     | 8 196  | 54 815                         | 21 056                    | 9 091                 | 11 521    | 4 155       | 8 991              |
| Pleasants County .....    | 01                     | 7 514  | 33 668                         | 19 219                    | 8 015                 | 5 228     | 308         | 898                |
| Pocahontas County .....   | 03                     | 9 131  | 115 477                        | 25 983                    | 11 860                | 71 937    | 2 720       | 2 977              |
| Preston County .....      | 01                     | 29 334   | 155 332                        | 80 629                    | 30 566                | 29 952    | 5 241       | 8 945              |
| Putnam County .....       | 02                     | 51 589   | 183 955                        | 102 917                   | 32 532                | 37 001    | 2 890       | 8 614              |
| Raleigh County .....      | 03                     | 79 220   | 559 565                        | 268 304                   | 111 227               | 90 379    | 13 257      | 76 398             |
| Randolph County .....     | 02                     | 28 262   | 172 690                        | 83 721                    | 37 307                | 35 865    | 3 078       | 12 719             |
| Ritchie County .....      | 01                     | 10 343   | 52 115                         | 27 736                    | 10 841                | 10 987    | 699         | 1 853              |
| Roane County .....        | 02                     | 15 446   | 82 245                         | 41 222                    | 16 783                | 21 164    | 666         | 2 411              |
| Summers County .....      | 03                     | 12 999   | 97 605                         | 43 877                    | 17 338                | 23 435    | 10 635      | 2 320              |
| Taylor County .....       | 01                     | 16 089   | 84 136                         | 41 516                    | 15 260                | 23 815    | 740         | 2 805              |
| Tucker County .....       | 01                     | 7 321  | 58 753                         | 21 843                    | 7 097                 | 26 327    | 399         | 3 088              |
| Tyler County .....        | 01                     | 9 592  | 41 529                         | 22 996                    | 8 769                 | 7 988     | 501         | 1 275              |
| Upshur County .....       | 02                     | 23 404   | 113 768                        | 61 331                    | 23 698                | 21 166    | 2 592       | 4 980              |
| Wayne County .....        | 03                     | 42 903   | 240 295                        | 97 330                    | 37 270                | 53 301    | 8 342       | 44 053             |
| Webster County .....      | 03                     | 9 719  | 69 437                         | 32 286                    | 13 772                | 21 880    | 320         | 1 179              |
| Wetzel County .....       | 01                     | 17 693   | 101 656                        | 56 190                    | 21 733                | 20 167    | 748         | 2 818              |
| Wirt County .....         | 02                     | 5 873  | 33 181                         | 14 783                    | 5 607                 | 7 692     | 4 268       | 831                |
| Wood County .....         | 01                     | 87 986   | 606 100                        | 239 824                   | 112 478               | 128 237   | 30 144      | 95 417             |
| Wyoming County .....      | 03                     | 25 708   | 196 025                        | 99 689                    | 39 522                | 38 067    | 13 677      | 5 070              |
| State undistributed ..... |                        |  | 478 315                        | 3 244                     | 368 606               | 106 465   | —           | —                  |
| <b>Wisconsin</b>          |                        |  |                                |                           |                       |           |             |                    |
| Adams County .....        | 06                     | 18 643   | 97 610                         | 41 678                    | 18 875                | 19 826    | 600         | 16 631             |
| Ashland County .....      | 07                     | 16 866   | 117 940                        | 44 425                    | 26 194                | 33 481    | 5 868       | 7 972              |
| Barron County .....       | 03                     | 44 963   | 209 867                        | 104 526                   | 44 022                | 51 074    | 1 799       | 8 445              |
| Bayfield County .....     | 07                     | 80 993   | 80 993                         | 37 204                    | 13 022                | 23 569    | 1 493       | 5 705              |
| Brown County .....        | 06 08                  | 226 778  | 843 941                        | 385 658                   | 152 128               | 133 401   | 110 708     | 62 046             |
| Buffalo County .....      | 03                     | 13 804   | 72 615                         | 31 488                    | 18 891                | 12 006    | 4 968       | 5 263              |
| Burnett County .....      | 07                     | 15 674   | 85 329                         | 44 616                    | 15 393                | 17 094    | 6 313       | 1 913              |
| Calumet County .....      | 06 08                  | 40 631   | 97 614                         | 49 214                    | 25 787                | 12 117    | 1 032       | 9 463              |
| Chippewa County .....     | 03 07                  | 55 195   | 236 754                        | 116 788                   | 53 847                | 48 336    | 6 827       | 10 957             |
| Clark County .....        | 03 07                  | 33 557   | 150 971                        | 67 623                    | 41 260                | 32 575    | 3 315       | 6 198              |
| Columbia County .....     | 02                     | 52 468   | 285 023                        | 123 710                   | 66 116                | 34 662    | 48 775      | 11 760             |
| Crawford County .....     | 03                     | 17 243   | 80 516                         | 36 958                    | 18 254                | 20 316    | 1 108       | 3 880              |
| Dane County .....         | 02                     | 426 526  | 2 977 283                      | 739 242                   | 361 593               | 1 525 681 | 111 299     | 239 467            |
| Dodge County .....        | 02 09                  | 85 897   | 244 472                        | 128 563                   | 66 926                | 32 115    | 6 061       | 10 807             |
| Door County .....         | 08                     | 27 961   | 146 165                        | 75 161                    | 33 156                | 18 796    | 3 223       | 15 829             |
| Douglas County .....      | 07                     | 43 287   | 228 514                        | 114 678                   | 48 810                | 54 188    | 1 588       | 9 249              |
| Dunn County .....         | 03                     | 39 858   | 149 452                        | 63 307                    | 39 953                | 37 018    | 3 696       | 5 478              |
| Eau Claire County .....   | 03 07                  | 93 142   | 379 998                        | 177 300                   | 82 995                | 85 596    | 10 164      | 23 943             |
| Florence County .....     | 08                     | 5 088  | 22 286                         | 12 460                    | 5 036                 | 3 654     | 229         | 908                |
| Fond du Lac County .....  | 06 09                  | 97 296   | 380 455                        | 205 712                   | 97 994                | 52 655    | 9 970       | 14 124             |
| Forest County .....       | 08                     | 10 024   | 61 496                         | 27 948                    | 9 499                 | 17 948    | 1 686       | 4 415              |
| Grant County .....        | 03                     | 49 597   | 231 349                        | 108 320                   | 70 873                | 39 959    | 2 332       | 9 865              |
| Green County .....        | 01 02                  | 33 647   | 138 602                        | 65 847                    | 43 804                | 22 511    | 1 253       | 5 188              |
| Green Lake County .....   | 06                     | 19 105   | 93 514                         | 48 791                    | 26 361                | 13 624    | 1 382       | 3 355              |
| Iowa County .....         | 02                     | 22 780   | 96 962                         | 36 399                    | 27 484                | 26 029    | 1 780       | 5 271              |
| Iron County .....         | 07                     | 6 861  | 38 891                         | 20 804                    | 7 646                 | 8 842     | 400         | 1 200              |
| Jackson County .....      | 03                     | 19 100   | 92 023                         | 41 248                    | 20 016                | 26 637    | 680         | 3 441              |
| Jefferson County .....    | 01 02 09               | 74 021   | 310 661                        | 154 563                   | 78 168                | 61 195    | 5 184       | 11 551             |
| Juneau County .....       | 06                     | 24 316   | 140 770                        | 68 199                    | 27 457                | 26 805    | 3 248       | 15 061             |
| Kenosha County .....      | 01                     | 149 577  | 557 750                        | 279 553                   | 139 784               | 90 253    | 22 950      | 25 210             |
| Kewaunee County .....     | 08                     | 20 187   | 135 284                        | 41 186                    | 22 163                | 15 771    | 52 591      | 3 574              |
| La Crosse County .....    | 03                     | 107 120  | 441 021                        | 207 206                   | 86 649                | 87 744    | 30 910      | 28 512             |
| Lafayette County .....    | 02                     | 16 137   | 88 559                         | 30 358                    | 34 576                | 16 065    | 4 588       | 2 973              |
| Langlade County .....     | 08                     | 20 740   | 104 241                        | 54 503                    | 21 795                | 23 694    | 1 235       | 3 013              |
| Lincoln County .....      | 07                     | 29 641   | 135 636                        | 75 827                    | 28 098                | 25 889    | 1 069       | 4 753              |
| Manitowoc County .....    | 06 08                  | 82 887   | 344 253                        | 184 914                   | 82 869                | 60 036    | 4 220       | 12 213             |
| Marathon County .....     | 07                     | 125 834  | 480 782                        | 224 174                   | 97 477                | 97 021    | 29 286      | 32 823             |
| Marquette County .....    | 08                     | 43 384   | 311 395                        | 119 279                   | 44 566                | 40 460    | 97 086      | 10 003             |
| Marquette County .....    | 06                     | 15 832   | 92 378                         | 48 974                    | 19 998                | 11 854    | 8 597       | 2 955              |
| Menominee County .....    | 08                     | 4 562  | 35 747                         | 7 466                     | 7 939                 | 19 687    | 123         | 532                |
| Milwaukee County .....    | 04 05                  | 940 164  | 5 373 321                      | 2 006 635                 | 1 209 523             | 1 345 877 | 258 771     | 552 516            |
| Monroe County .....       | 03 06                  | 40 899   | 289 345                        | 107 921                   | 33 051                | 47 912    | 30 545      | 69 916             |
| Oconto County .....       | 08                     | 35 634   | 141 456                        | 72 106                    | 31 115                | 31 356    | 1 326       | 5 553              |
| Oneida County .....       | 07 08                  | 36 776   | 193 543                        | 111 871                   | 38 924                | 28 385    | 1 695       | 12 668             |
| Outagamie County .....    | 06 08                  | 160 971  | 513 142                        | 285 787                   | 99 621                | 85 900    | 20 107      | 21 727             |
| Ozaukee County .....      | 09                     | 82 317   | 293 443                        | 163 053                   | 60 224                | 23 709    | 36 524      | 9 933              |
| Pepin County .....        | 03                     | 7 213  | 39 217                         | 16 603                    | 11 059                | 6 367     | 3 835       | 1 353              |
| Pierce County .....       | 03                     | 36 804   | 126 217                        | 61 027                    | 33 976                | 21 806    | 2 740       | 6 668              |
| Polk County .....         | 03 07                  | 41 319   | 172 952                        | 85 916                    | 39 153                | 37 059    | 3 227       | 7 598              |
| Portage County .....      | 07                     | 67 182   | 242 013                        | 111 856                   | 54 814                | 43 080    | 19 985      | 12 279             |

See footnotes at end of table.

Table 15. Federal Government Expenditure, by State and County Area: Fiscal Year 2001—Con.

[Thousand dollars]

| State and county area         | Congressional district | United States resident population <sup>1</sup> | Federal government expenditure |                           |                       |           |             |                    |  |
|-------------------------------|------------------------|--|--------------------------------|---------------------------|-----------------------|-----------|-------------|--------------------|--|
|                               |                        |  | Total                          | Retirement and Disability | Other Direct Payments | Grants    | Procurement | Salaries and Wages |  |
| Wisconsin—Con.                |                        |  |                                |                           |                       |           |             |                    |  |
| Price County .....            | 07                     | 15 822   | 81 739                         | 42 860                    | 15 983                | 16 563    | 1 043       | 5 289              |  |
| Racine County .....           | 01                     | 188 831  | 766 447                        | 394 623                   | 164 363               | 166 368   | 16 076      | 25 018             |  |
| Richland County .....         | 02                     | 17 924   | 79 540                         | 37 395                    | 19 867                | 18 601    | 790         | 2 886              |  |
| Rock County .....             | 01                     | 152 307  | 650 372                        | 307 866                   | 150 297               | 121 382   | 50 786      | 20 040             |  |
| Rusk County .....             | 07                     | 15 347   | 80 113                         | 37 740                    | 14 974                | 23 464    | 804         | 3 130              |  |
| St. Croix County .....        | 03                     | 63 155   | 170 592                        | 87 920                    | 42 196                | 26 638    | 4 700       | 9 138              |  |
| Sauk County .....             | 02                     | 55 225   | 332 853                        | 113 325                   | 57 245                | 43 229    | 9 164       | 8 890              |  |
| Sawyer County .....           | 07                     | 16 196   | 98 100                         | 44 349                    | 22 021                | 26 494    | 856         | 4 380              |  |
| Shawano County .....          | 08                     | 40 664   | 172 707                        | 89 292                    | 38 822                | 36 607    | 1 611       | 6 375              |  |
| Sheboygan County .....        | 06 09                  | 112 646  | 428 744                        | 227 834                   | 87 088                | 59 789    | 40 327      | 13 707             |  |
| Taylor County .....           | 07                     | 19 680   | 72 222                         | 36 658                    | 17 660                | 12 489    | 892         | 4 524              |  |
| Trempealeau County .....      | 03                     | 27 010   | 136 607                        | 61 016                    | 35 204                | 32 704    | 1 346       | 6 337              |  |
| Vernon County .....           | 03                     | 28 056   | 137 078                        | 61 843                    | 27 820                | 35 074    | 6 579       | 5 762              |  |
| Vilas County .....            | 08                     | 21 033   | 124 791                        | 68 225                    | 24 099                | 27 797    | 858         | 3 813              |  |
| Walworth County .....         | 01                     | 93 759   | 309 531                        | 169 549                   | 84 408                | 39 722    | 3 671       | 12 181             |  |
| Washburn County .....         | 07                     | 16 036   | 110 121                        | 55 935                    | 18 873                | 21 769    | 6 523       | 7 021              |  |
| Washington County .....       | 09                     | 117 493  | 332 493                        | 204 385                   | 70 804                | 34 784    | 3 723       | 18 797             |  |
| Waukesha County .....         | 01 04 09               | 360 767  | 1 176 142                      | 694 833                   | 232 814               | 99 624    | 94 942      | 53 929             |  |
| Waupaca County .....          | 06                     | 51 731   | 253 986                        | 138 485                   | 53 027                | 34 810    | 18 790      | 8 874              |  |
| Waushara County .....         | 06                     | 23 154   | 104 893                        | 58 623                    | 23 011                | 18 970    | 1 022       | 3 267              |  |
| Winnnebago County .....       | 06                     | 156 763  | 1 106 254                      | 291 614                   | 132 332               | 86 833    | 560 587     | 34 889             |  |
| Wood County .....             | 07                     | 75 555   | 343 477                        | 184 485                   | 75 309                | 68 041    | 3 668       | 11 975             |  |
| State undistributed .....     |                        |  | 1 473 780                      | 6 554                     | 1 328 064             | 139 163   | —           | —                  |  |
| Wyoming.....                  |                        | 493 782  | 3 583 585                      | 1 066 464                 | 528 417               | 1 213 097 | 341 093     | 434 514            |  |
| Albany County .....           | 00                     | 32 014   | 156 607                        | 50 328                    | 29 115                | 56 919    | 8 100       | 12 146             |  |
| Big Horn County.....          | 00                     | 11 461   | 65 766                         | 29 457                    | 12 955                | 14 632    | 4 266       | 4 456              |  |
| Campbell County .....         | 00                     | 33 698   | 85 277                         | 34 728                    | 15 640                | 15 251    | 14 744      | 4 915              |  |
| Carbon County .....           | 00                     | 15 639   | 218 122                        | 33 224                    | 14 648                | 31 836    | 130 327     | 8 087              |  |
| Converse County .....         | 00                     | 12 052   | 60 628                         | 22 282                    | 10 288                | 24 802    | 415         | 2 840              |  |
| Crook County .....            | 00                     | 5 887  | 37 375                         | 12 522                    | 6 088                 | 14 423    | 1 879       | 2 462              |  |
| Fremont County .....          | 00                     | 35 804   | 213 537                        | 82 482                    | 42 130                | 63 178    | 6 623       | 19 123             |  |
| Goshen County .....           | 00                     | 12 538   | 76 682                         | 32 262                    | 22 897                | 15 779    | 716         | 5 028              |  |
| Hot Springs County .....      | 00                     | 4 882  | 29 577                         | 15 406                    | 6 463                 | 6 525     | 211         | 972                |  |
| Johnson County .....          | 00                     | 7 075  | 43 290                         | 19 525                    | 6 197                 | 13 107    | 760         | 3 701              |  |
| Laramie County .....          | 00                     | 81 607   | 900 628                        | 228 557                   | 78 684                | 263 513   | 107 802     | 222 072            |  |
| Lincoln County .....          | 00                     | 14 573   | 50 188                         | 29 217                    | 9 097                 | 5 372     | 1 440       | 5 062              |  |
| Natrona County .....          | 00                     | 66 533   | 303 942                        | 145 587                   | 58 974                | 50 277    | 9 965       | 39 138             |  |
| Niobrara County .....         | 00                     | 2 407  | 18 292                         | 6 044                     | 4 928                 | 6 014     | 152         | 1 153              |  |
| Park County .....             | 00                     | 25 786   | 177 345                        | 61 652                    | 23 445                | 34 973    | 28 815      | 28 461             |  |
| Platte County .....           | 00                     | 8 807  | 52 411                         | 25 548                    | 13 025                | 7 518     | 1 080       | 5 241              |  |
| Sheridan County .....         | 00                     | 26 560   | 162 625                        | 76 275                    | 25 026                | 30 792    | 4 798       | 25 734             |  |
| Sublette County .....         | 00                     | 5 920  | 23 161                         | 11 912                    | 2 873                 | 2 870     | 1 043       | 4 463              |  |
| Sweetwater County .....       | 00                     | 37 613   | 135 838                        | 61 475                    | 25 268                | 32 281    | 3 236       | 13 579             |  |
| Teton County .....            | 00                     | 18 251   | 62 818                         | 21 895                    | 6 150                 | 8 912     | 12 010      | 13 850             |  |
| Uinta County .....            | 00                     | 19 742   | 55 305                         | 28 241                    | 10 081                | 12 571    | 1 003       | 3 410              |  |
| Washakie County .....         | 00                     | 8 289  | 47 479                         | 20 355                    | 10 503                | 8 653     | 1 326       | 6 642              |  |
| Weston County .....           | 00                     | 6 644  | 30 723                         | 16 934                    | 6 524                 | 4 908     | 379         | 1 978              |  |
| State undistributed .....     |                        |  | 575 970                        | 556                       | 87 419                | 487 994   | —           | —                  |  |
| American Samoa.....           | 98                     | 57 291   | 115 646                        | 39 761                    | 654                   | 57 967    | 11 844      | 5 420              |  |
| Eastern District .....        | 98                     | 23 441   | 56 670                         | 33 168                    | 350                   | 12 333    | 10 819      | —                  |  |
| Manu'a District .....         | 98                     | 1 378  | 1 247                          | 206                       | 35                    | —         | 1 005       | —                  |  |
| Swains Island .....           | 98                     | 37   | 4                              | 3                         | 1                     | —         | —           | —                  |  |
| Western District .....        | 98                     | 32 435   | 1 888                          | 1 600                     | 267                   | —         | 20          | —                  |  |
| State undistributed .....     |                        |  | 55 838                         | 4 784                     | —                     | 45 634    | —           | 5 420              |  |
| Micronesia .....              | 99                     | 133 144  | 98 475                         | 419                       | 3 435                 | 93 684    | 937         | —                  |  |
| Guam .....                    | 98                     | 154 805  | 907 615                        | 190 545                   | 74 664                | 175 980   | 218 948     | 247 477            |  |
| Marshall Islands .....        | 99                     | 68 126   | 149 895                        | 867                       | 11                    | 47 588    | 101 429     | —                  |  |
| Northern Mariana Island ..... | 99                     | 69 221   | 96 207                         | 20 545                    | 3 969                 | 60 026    | 9 134       | 2 532              |  |
| Northern Islands .....        | 99                     | 6  | 572                            | —                         | —                     | —         | 572         | —                  |  |
| Rota .....                    | 99                     | 3 283  | 1 159                          | 87                        | 383                   | 550       | 139         | —                  |  |
| Saipan .....                  | 99                     | 62 392   | 62 977                         | 14 484                    | 1 904                 | 38 512    | 8 077       | —                  |  |
| Tinian .....                  | 99                     | 3 540  | 285                            | —                         | 168                   | —         | 117         | —                  |  |
| State undistributed .....     |                        |  | 31 213                         | 5 975                     | 1 513                 | 20 964    | 229         | 2 532              |  |
| Palau .....                   | 99                     | 18 766   | 35 738                         | 352                       | 164                   | 34 822    | 400         | —                  |  |
| Puerto Rico .....             | 98                     | 3 808 610                                      | 13 180 816                     | 5 242 033                 | 2 696 710             | 3 899 445 | 476 917     | 865 710            |  |
| Adjuntas Municipio .....      | 98                     | 19 143   | 274 011                        | 2 666                     | 11 499                | 259 585   | 262         | —                  |  |
| Aguada Municipio .....        | 98                     | 42 042   | 35 981                         | 3 675                     | 15 668                | 16 570    | 68          | —                  |  |
| Aguadilla Municipio .....     | 98                     | 64 685   | 95 416                         | 14 580                    | 29 445                | 36 353    | 5 556       | 9 482              |  |
| Aguas Buenas Municipio .....  | 98                     | 29 032   | 22 465                         | 696                       | 9 832                 | 11 937    | —           | —                  |  |
| Aibonito Municipio .....      | 98                     | 26 493   | 22 896                         | 783                       | 11 826                | 10 287    | —           | —                  |  |
| Anasco Municipio .....        | 98                     | 28 348   | 21 674                         | 2 749                     | 8 961                 | 9 477     | 487         | —                  |  |
| Arecibo Municipio .....       | 98                     | 100 131  | 120 044                        | 13 799                    | 53 351                | 50 848    | 2 046       | —                  |  |
| Arroyo Municipio .....        | 98                     | 19 117   | 25 068                         | 606                       | 10 969                | 13 493    | —           | —                  |  |
| Barceloneta Municipio .....   | 98                     | 22 322   | 26 082                         | 2 359                     | 12 957                | 10 734    | 32          | —                  |  |
| Barranquitas Municipio .....  | 98                     | 28 909   | 43 019                         | 1 099                     | 20 448                | 21 472    | —           | —                  |  |
| Bayamon Municipio .....       | 98                     | 224 044  | 306 005                        | 21 824                    | 121 115               | 152 994   | 10 018      | 54                 |  |
| Cabo Rojo Municipio .....     | 98                     | 46 911   | 36 701                         | 6 711                     | 15 396                | 14 542    | 52          | —                  |  |
| Caguas Municipio .....        | 98                     | 140 502  | 233 696                        | 9 584                     | 125 854               | 72 068    | 26 190      | —                  |  |
| Camuy Municipio .....         | 98                     | 35 244   | 35 076                         | 4 021                     | 16 274                | 13 075    | 806         | —                  |  |
| Canovanas Municipio .....     | 98                     | 43 335   | 21 076                         | 1 521                     | 1 915                 | 17 640    | —           | —                  |  |
| Carolina Municipio .....      | 98                     | 186 076  | 180 937                        | 10 347                    | 98 102                | 69 920    | 2 568       | —                  |  |
| Catano Municipio .....        | 98                     | 30 071   | 38 731                         | 1 602                     | 20 955                | 15 128    | 1 045       | —                  |  |
| Cayey Municipio .....         | 98                     | 47 370   | 47 761                         | 3 109                     | 23 898                | 20 641    | 113         | —                  |  |
| Ceiba Municipio .....         | 98                     | 18 004   | 160 538                        | 3 430                     | 7 904                 | 6 217     | 142 889     | 98                 |  |
| Ciales Municipio .....        | 98                     | 19 811   | 26 955                         | 2 420                     | 12 798                | 11 738    | —           | —                  |  |

See footnotes at end of table.

**Table 15. Federal Government Expenditure, by State and County Area: Fiscal Year 2001—Con.**

[Thousand dollars]

| State and county area        | Congressional district | United States resident population <sup>1</sup> | Federal government expenditure |                           |                       |         |             |                    |   |
|------------------------------|------------------------|--|--------------------------------|---------------------------|-----------------------|---------|-------------|--------------------|---|
|                              |                        |  | Total                          | Retirement and Disability | Other Direct Payments | Grants  | Procurement | Salaries and Wages |   |
| Puerto Rico—Con.             | 98                     |  |                                |                           |                       |         |             |                    |   |
| Cidra Municipio .....        | 98                     | 42 753   | 87 782                         | 1 320                     | 56 631                | 28 302  | 1 530       | —                  | — |
| Coamo Municipio .....        | 98                     | 37 597   | 34 555                         | 2 380                     | 14 651                | 17 525  | —           | —                  | — |
| Comerio Municipio .....      | 98                     | 20 002   | 18 568                         | 639                       | 7 448                 | 10 461  | 19          | —                  | — |
| Corozal Municipio .....      | 98                     | 36 867   | 34 171                         | 1 962                     | 12 609                | 19 600  | —           | —                  | — |
| Culebra Municipio .....      | 98                     | 1 868  | 1 971                          | 153                       | 914                   | 903     | —           | —                  | — |
| Dorado Municipio .....       | 98                     | 34 017   | 25 847                         | 3 744                     | 9 366                 | 12 740  | -3          | —                  | — |
| Fajardo Municipio .....      | 98                     | 40 712   | 39 766                         | 5 980                     | 18 912                | 14 431  | 443         | —                  | — |
| Florida Municipio .....      | 98                     | 12 367   | 10 229                         | 1 727                     | 2 260                 | 6 242   | —           | —                  | — |
| Guánica Municipio .....      | 98                     | 21 888   | 23 222                         | 2 633                     | 8 107                 | 12 300  | —           | 181                | — |
| Guayama Municipio .....      | 98                     | 44 301   | 52 206                         | 5 108                     | 17 604                | 29 190  | —           | 304                | — |
| Guayanilla Municipio .....   | 98                     | 23 072   | 27 661                         | 1 483                     | 9 319                 | 11 651  | 5 207       | —                  | — |
| Guaynabo Municipio .....     | 98                     | 100 053  | 90 769                         | 8 170                     | 43 623                | 31 624  | 7 351       | —                  | — |
| Gurabo Municipio .....       | 98                     | 36 743   | 28 276                         | 1 768                     | 11 738                | 14 680  | 90          | —                  | — |
| Hatillo Municipio .....      | 98                     | 38 925   | 29 561                         | 3 461                     | 9 842                 | 16 258  | —           | —                  | — |
| Hormigueros Municipio .....  | 98                     | 16 614   | 14 150                         | 2 408                     | 7 001                 | 4 742   | —           | —                  | — |
| Humacao Municipio .....      | 98                     | 59 035   | 281 751                        | 10 185                    | 30 272                | 239 582 | 1 712       | —                  | — |
| Isabela Municipio .....      | 98                     | 44 444   | 40 322                         | 7 931                     | 14 713                | 17 678  | —           | —                  | — |
| Jayuya Municipio .....       | 98                     | 17 318   | 19 010                         | 1 513                     | 5 749                 | 11 749  | —           | —                  | — |
| Juana Diaz Municipio .....   | 98                     | 50 531   | 46 669                         | 2 967                     | 16 896                | 24 525  | 2 280       | —                  | — |
| Juncos Municipio .....       | 98                     | 36 452   | 29 222                         | 867                       | 12 594                | 15 748  | 13          | —                  | — |
| Lajas Municipio .....        | 98                     | 26 261   | 36 641                         | 4 002                     | 9 045                 | 9 032   | 14 562      | —                  | — |
| Lares Municipio .....        | 98                     | 34 415   | 38 862                         | 3 464                     | 15 252                | 20 146  | —           | —                  | — |
| Las Marias Municipio .....   | 98                     | 11 061   | 8 094                          | 17                        | 2 741                 | 5 336   | —           | —                  | — |
| Las Piedras Municipio .....  | 98                     | 34 485   | 105 819                        | 824                       | 88 238                | 16 757  | —           | —                  | — |
| Loiza Municipio .....        | 98                     | 32 537   | 34 100                         | 514                       | 14 491                | 18 624  | 471         | —                  | — |
| Luquillo Municipio .....     | 98                     | 19 817   | 17 407                         | 1 546                     | 6 076                 | 9 287   | 498         | —                  | — |
| Manati Municipio .....       | 98                     | 45 409   | 45 715                         | 1 268                     | 24 619                | 19 370  | 458         | —                  | — |
| Maricao Municipio .....      | 98                     | 6 449  | 6 153                          | 204                       | 1 901                 | 4 048   | —           | —                  | — |
| Mauabo Municipio .....       | 98                     | 12 741   | 13 652                         | 1 417                     | 4 284                 | 7 925   | 26          | —                  | — |
| Mayaguez Municipio .....     | 98                     | 98 434   | 195 363                        | 7 351                     | 63 061                | 81 179  | 43 773      | —                  | — |
| Moca Municipio .....         | 98                     | 39 697   | 27 847                         | 1 696                     | 10 044                | 15 985  | 121         | —                  | — |
| Morovis Municipio .....      | 98                     | 29 965   | 26 945                         | 2 044                     | 8 405                 | 16 471  | 25          | —                  | — |
| Naguabo Municipio .....      | 98                     | 23 753   | 26 102                         | 2 617                     | 10 797                | 11 437  | 1 058       | 192                | — |
| Naranjito Municipio .....    | 98                     | 29 709   | 34 527                         | 4 280                     | 8 953                 | 20 926  | 367         | —                  | — |
| Orocovis Municipio .....     | 98                     | 23 844   | 27 419                         | 2 879                     | 7 843                 | 16 698  | —           | —                  | — |
| Patillas Municipio .....     | 98                     | 20 152   | 22 159                         | 942                       | 8 522                 | 12 606  | 88          | —                  | — |
| Penuelas Municipio .....     | 98                     | 26 719   | 25 950                         | 576                       | 13 506                | 11 861  | 7           | —                  | — |
| Ponce Municipio .....        | 98                     | 186 475  | 320 072                        | 22 606                    | 162 348               | 132 398 | 2 719       | —                  | — |
| Quebradillas Municipio ..... | 98                     | 25 450   | 20 174                         | 1 434                     | 9 316                 | 9 424   | —           | —                  | — |
| Rincon Municipio .....       | 98                     | 14 767   | 18 686                         | 784                       | 6 578                 | 8 190   | 3 134       | —                  | — |
| Rio Grande Municipio .....   | 98                     | 52 362   | 77 257                         | 5 570                     | 19 426                | 51 229  | 1 032       | —                  | — |
| Sabana Grande Municipi ..... | 98                     | 25 935   | 22 366                         | 1 078                     | 11 187                | 10 101  | —           | —                  | — |
| Salinas Municipio .....      | 98                     | 31 113   | 27 239                         | 2 189                     | 10 854                | 16 648  | -2 451      | —                  | — |
| San German Municipio .....   | 98                     | 37 105   | 33 245                         | 1 010                     | 16 982                | 15 168  | —           | 86                 | — |
| San Juan Municipio .....     | 98                     | 434 374  | 6 531 194                      | 4 860 519                 | 700 496               | 825 275 | 129 390     | 15 514             | — |
| San Lorenzo Municipio .....  | 98                     | 40 997   | 44 736                         | 1 591                     | 14 835                | 20 723  | 7 587       | —                  | — |
| San Sebastian Municipi ..... | 98                     | 44 204   | 39 271                         | 1 447                     | 17 266                | 20 558  | —           | —                  | — |
| Santa Isabel Municipio ..... | 98                     | 21 665   | 25 454                         | 582                       | 9 371                 | 13 854  | 1 647       | —                  | — |
| Toa Alta Municipio .....     | 98                     | 63 929   | 30 171                         | 2 049                     | 10 700                | 17 422  | —           | —                  | — |
| Toa Baja Municipio .....     | 98                     | 94 085   | 54 674                         | 7 779                     | 15 977                | 30 259  | 660         | —                  | — |
| Trujillo Alto Municipi ..... | 98                     | 75 728   | 45 389                         | 3 920                     | 19 083                | 22 261  | 125         | —                  | — |
| Utua Municipio .....         | 98                     | 35 336   | 32 989                         | 1 643                     | 8 840                 | 22 505  | —           | —                  | — |
| Vega Alta Municipio .....    | 98                     | 37 910   | 28 135                         | 1 739                     | 11 700                | 14 696  | —           | —                  | — |
| Vega Baja Municipio .....    | 98                     | 61 929   | 54 856                         | 1 476                     | 26 783                | 25 796  | 801         | —                  | — |
| Vieques Municipio .....      | 98                     | 9 106  | 14 638                         | 1 575                     | 7 854                 | 4 997   | 212         | —                  | — |
| Villalba Municipio .....     | 98                     | 27 913   | 26 971                         | 2 013                     | 9 376                 | 15 582  | —           | —                  | — |
| Yabucoa Municipio .....      | 98                     | 39 246   | 35 618                         | 2 920                     | 13 432                | 19 266  | —           | —                  | — |
| Yauco Municipio .....        | 98                     | 46 384   | 43 832                         | 1 607                     | 18 698                | 23 260  | 267         | —                  | — |
| State undistributed .....    |                        |  | 2 251 259                      | 106 878                   | 338 416               | 906 599 | 59 082      | 840 284            | — |
| Virgin Islands .....         | 98                     | 108 612  | 403 852                        | 131 874                   | 101 527               | 110 744 | 14 863      | 44 844             | — |
| U.S. undistributed .....     |                        |  | 24 065 773                     | 78                        | —                     | 182 720 | 19 442 635  | 4 440 340          | — |

<sup>1</sup>Population figures for Micronesia, Marshall Islands and Palau are 2000 estimates based on the 1990 Census; they do not reflect Census 2000 counts. All other population figures represent resident population as of April 1, 2000.

<sup>2</sup>See appendix B for listing of congressional districts.

<sup>3</sup>The cities of Baltimore, Maryland and St. Louis, Missouri are not within the boundaries of Baltimore and St. Louis Counties, respectively.

# Appendix A.

## County-Type Areas Without County Government

Areas with governments legally designated as consolidated city-county governments and operating primarily as cities (9):

Alaska .....

California.....

Colorado .....

Hawaii.....

Montana.....

Anchorage city and borough, Juneau city and borough, Sitka city and borough, and Yakutat city and borough

San Francisco city and county

Denver city and county

Honolulu city and county

Anaconda-Deer Lodge County and Butte-Silver Bow County

Areas designated as metropolitan governments and operating primarily as cities (2):

Tennessee.....

Nashville and Davidson County metropolitan government, and Lynchburg and Moore County metropolitan government

Areas having certain types of county offices, but as part of another government (city, township, state) (20):

Florida.....

Georgia.....

Hawaii.....

Indiana .....

Kansas .....

Kentucky .....

Louisiana.....

Massachusetts .....

New York.....

Pennsylvania.....

Duval County (Jacksonville city)

Clarke County (Athens-Clarke County unified government)

Muscogee County (Columbus city)

Richmond County (Augusta city)

Kalawao County (Hawaii state)

Marion County (Indianapolis city)

Wyandotte County (Kansas City city)

Lexington-Fayette Urban County

East Baton Rouge Parish (Baton Rouge city), Lafayette Parish (Lafayette city), Orleans Parish (New Orleans city), and Terrebonne Parish consolidated government

Nantucket County (Nantucket town) and Suffolk County (Boston city)

Bronx, Kings, New York, Queens, and Richmond Boroughs (all part of New York City)

Philadelphia County (Philadelphia city)

Area classified as a separate county area and as a separate state area in population statistics, but counted as a municipal government in census statistics on governments (1):

District of Columbia .....

Washington city

Cities located outside of any "county" area and administering functions elsewhere commonly performed by counties (42):

- Maryland .....
- Missouri .....
- Nevada .....
- Virginia (39 cities)<sup>1</sup> .....

- Baltimore city (distinct from Baltimore County)
- St. Louis city (distinct from St. Louis County)
- Carson city
- Alexandria, Bedford, Bristol, Buena Vista, Charlottesville, Chesapeake, Colonial Heights, Covington, Danville, Emporia, Falls Church, Fairfax, Franklin, Fredericksburg, Galax, Hampton, Harrisonburg, Hopewell, Lexington, Lynchburg, Manassas, Manassas Park, Martinsville, Newport News, Norfolk, Norton, Petersburg, Poquoson, Portsmouth, Radford, Richmond, Roanoke, Salem, Staunton, Suffolk, Virginia Beach, Waynesboro, Williamsburg, and Winchester

Unorganized areas bearing county designations (20):<sup>2</sup>

- Connecticut (8 county areas with no county government) .....
- Massachusetts (7 county areas with no county government) .....
- Rhode Island (5 county areas with no county government) .....

- Fairfield, Hartford, Litchfield, Middlesex, New Haven, New London, Tolland, and Windham
- Berkshire, Essex, Franklin, Hampden, Hampshire, Middlesex, and Worcester
- Bristol, Kent, Newport, Providence, and Washington

Other unorganized county-type areas (12):

- Alaska .....
- Montana .....

- 11 census areas
- Areas of Yellowstone National Park (areas of the park located in Idaho and Wyoming are included in county areas in those states)

<sup>1</sup>Effective June 30, 2001, the city of Clifton Forge was disincorporated, reducing the number of Virginia cities on this list from 40 to 39.

<sup>2</sup>Effective with fiscal year 1993, Shannon and Todd counties in South Dakota are counted as separate county governments. Although these two counties contract with adjacent counties for the performance of most county government functions, Shannon and Todd counties now each have an elected county governing body and perform some governmental services.

# Appendix B.

## Geographic Areas With More Than Four Congressional Districts

---

| State and county area    | Congressional district   |
|--------------------------|--|
| Arizona:                 |  |
| Maricopa County .....    | 1, 2, 3, 4, 6  |
| California:              |  |
| Los Angeles County ..... | 24, 25, 26, 27, 28, 29, 30, 31, 32, 33, 34, 35, 36, 37, 38, 39, 41 |
| Orange County .....      | 39, 41, 45, 46, 47, 48   |
| San Diego County .....   | 48, 49, 50, 51, 52   |
| Florida:                 |  |
| Miami-Dade County .....  | 17, 18, 20, 21, 22, 23   |
| Illinois:                |  |
| Cook County .....        | 1, 2, 3, 4, 5, 6, 7, 8, 9, 10, 11, 13                              |
| Massachusetts:           |  |
| Middlesex County .....   | 1, 3, 4, 5, 6, 7, 8  |
| Norfolk County .....     | 2, 3, 4, 9, 10   |
| Michigan:                |  |
| Wayne County .....       | 11, 13, 14, 15, 16   |
| New York: .....          |  |
| New York City .....      | 5, 6, 7, 8, 9, 10, 11, 12, 13, 14, 15, 16, 17, 18                  |
| New Jersey:              |  |
| Essex County .....       | 7, 8, 10, 11, 13   |
| Pennsylvania:            |  |
| Montgomery County .....  | 6, 7, 8, 13, 15  |
| Texas:                   |  |
| Dallas County .....      | 3, 4, 5, 6, 24, 26, 30   |
| Harris County .....      | 7, 8, 9, 18, 22, 25, 29  |

Note: These are congressional districts of the 107th Congress, in session as of January 2001.



# Appendix C.

## County Locations of State Capital Cities

| State               | Capital        | County area                           |
|---------------------|----------------|---------------------------------------|
| Alabama.....        | Montgomery     | Montgomery County                     |
| Alaska.....         | Juneau         | Juneau Borough                        |
| Arizona.....        | Phoenix        | Maricopa County                       |
| Arkansas.....       | Little Rock    | Pulaski County                        |
| California.....     | Sacramento     | Sacramento County                     |
| Colorado.....       | Denver         | Denver City/County                    |
| Connecticut.....    | Hartford       | Hartford County                       |
| Delaware.....       | Dover          | Kent County                           |
| Florida.....        | Tallahassee    | Leon County                           |
| Georgia.....        | Atlanta        | Fulton County                         |
| Hawaii.....         | Honolulu       | Honolulu City/County                  |
| Idaho.....          | Boise          | Ada County                            |
| Illinois.....       | Springfield    | Sangamon County                       |
| Indiana.....        | Indianapolis   | Marion County                         |
| Iowa.....           | Des Moines     | Polk County                           |
| Kansas.....         | Topeka         | Shawnee County                        |
| Kentucky.....       | Frankfort      | Franklin County                       |
| Louisiana.....      | Baton Rouge    | East Baton Rouge Parish               |
| Maine.....          | Augusta        | Kennebec County                       |
| Maryland.....       | Annapolis      | Anne Arundel County                   |
| Massachusetts.....  | Boston         | Suffolk County                        |
| Michigan.....       | Lansing        | Ingham County                         |
| Minnesota.....      | St. Paul       | Ramsey County                         |
| Mississippi.....    | Jackson        | Hinds County                          |
| Missouri.....       | Jefferson City | Cole County                           |
| Montana.....        | Helena         | Lewis and Clark County                |
| Nebraska.....       | Lincoln        | Lancaster County                      |
| Nevada.....         | Carson City    | Carson City                           |
| New Hampshire.....  | Concord        | Merrimack County                      |
| New Jersey.....     | Trenton        | Mercer County                         |
| New Mexico.....     | Santa Fe       | Santa Fe County                       |
| New York.....       | Albany         | Albany County                         |
| North Carolina..... | Raleigh        | Wake County                           |
| North Dakota.....   | Bismarck       | Burleigh County                       |
| Ohio.....           | Columbus       | Franklin County                       |
| Oklahoma.....       | Oklahoma City  | Oklahoma County                       |
| Oregon.....         | Salem          | Marion County                         |
| Pennsylvania.....   | Harrisburg     | Dauphin County                        |
| Rhode Island.....   | Providence     | Providence County                     |
| South Carolina..... | Columbia       | Richland County                       |
| South Dakota.....   | Pierre         | Hughes County                         |
| Tennessee.....      | Nashville      | Metro Nashville-Davidson <sup>1</sup> |
| Texas.....          | Austin         | Travis County                         |
| Utah.....           | Salt Lake City | Salt Lake County                      |
| Vermont.....        | Montpelier     | Washington County                     |
| Virginia.....       | Richmond       | Richmond City                         |
| Washington.....     | Olympia        | Thurston County                       |
| West Virginia.....  | Charleston     | Kanawha County                        |
| Wisconsin.....      | Madison        | Dane County                           |
| Wyoming.....        | Cheyenne       | Laramie County                        |

<sup>1</sup>Metropolitan Nashville-Davidson is listed as Davidson County in the Consolidated Federal Funds Report.

# Appendix D.

## Consolidated Federal Funds Report Data Sources

| Category  | Source   |
|---|--|
| <b>GRANTS</b>   |  |
| Corporation for Public Broadcasting - public broadcasting grants  | Corporation for Public Broadcasting*   |
| Customs Duties and federal excise taxes rebated to the government of Puerto Rico  | Department of the Treasury   |
| Department of the Interior-<br>Bureau of Indian Affairs - grants to Indian tribes<br>Shared revenues for mineral leases, grazing lands and other<br>Payments to state and local governments<br>Payments to U.S. Territories | Bureau of Indian Affairs*<br>Bureau of Land Management and Minerals Management Service*  |
| Department of Justice Asset Forfeiture Fund   | Office of the Secretary of the Interior*<br>Department of Justice Office of Asset Forfeiture*  |
| Federal Government annual payments to the District of Columbia for Services provided, in-lieu of tax payment, and for federalization of congressionally mandated functions  | Department of the Treasury and Budget Appendix FY 2001*  |
| Federal Government payment to Washington Metropolitan Area Transit Authority to support construction of the Washington Metrorail system   | Department of the Treasury and the Department of Transportation–Federal Transit Administration*  |
| Neighborhood Reinvestment Corporation - grants  | Neighborhood Reinvestment Corporation*   |
| State Justice Institute - grants  | State Justice Institute*   |
| Tennessee Valley Authority - payments in lieu of taxes  | Tennessee Valley Authority*  |
| Treasury Forfeiture Fund  | Department of the Treasury   |
| Fulbright Educational Exchange Program  | Department of State  |
| Violent Crime Reduction Trust Fund  | Department of the Treasury*  |
| All other data  | Federal Assistance Award Data System (FAADS) - Bureau of the Census  |
| <b>SALARIES AND WAGES</b>   |  |
| Military, active Military, inactive (Reserve and National Guard)  | Department of Defense, Directorate for Information Operations and Reports  |
| Postal Service  | U.S. Postal Service  |
| Defense Department, civilian employees  | Office of Personnel Management, Workforce Analysis and Statistics Division   |
| All other federal civilian employees  | Department of Transportation (U.S. Coast Guard uniformed employees), and Office of Personnel Management, Workforce Analysis and Statistics Division (all other non-Defense Department Employees) |
| <b>DIRECT PAYMENTS FOR INDIVIDUALS:<br/>RETIREMENT AND DISABILITY</b>   |  |
| U.S. Coast Guard retirement and disability benefit payments (uniformed personnel)   | Department of Transportation, U.S. Coast Guard   |
| Federal Government civilian employees (includes Defense Department civilian, Coast Guard civilian, U.S. Postal Service annuitants)  | Office of Personnel Management, Compensation Group   |
| Military retirees   | Department of Defense, Directorate for Information Operations and Reports  |
| Pension Benefit Guaranty Corporation payments under Pension Plan Termination Insurance Program (86.001)   | Pension Benefit Guaranty Corporation   |

| Category   | Source  |
|--|---|
| Public Health Service, Commissioned Corps employee retirement benefit payments                               | Public Health Service   |
| Foreign Service Officers employee retirement benefit payments  | Department of State   |
| National Oceanic and Atmospheric Administration (NOAA) Corps retirement benefit payments                     | Department of Transportation, U.S. Coast Guard                                      |
| Tennessee Valley Authority employee retirement benefit payments  | Tennessee Valley Authority  |
| All other data   | Federal Assistance Award Data System (U.S. Census Bureau)                           |
| <b>DIRECT PAYMENTS FOR INDIVIDUALS:<br/>OTHER THAN RETIREMENT AND DISABILITY</b>                             |   |
| Excess (refundable portion) earned income tax credit payments  | Department of the Treasury, Internal Revenue Service, Statistics of Income Division |
| Federal Government payments to state unemployment trust funds  | Compiled from Department of Labor data  |
| Federal Family Education Loan Program — interest subsidies and special Allowances (84.032)                   | Department of Education   |
| Public Safety Officers' Benefits Program (16.571)  | Department of Justice   |
| All other data   | Federal Assistance Award Data System (U.S. Census Bureau)                           |
| <b>PROCUREMENT</b>   |   |
| Postal Service   | U.S. Postal Service   |
| All other federal Government, including Defense Department   | General Services Administration, Federal Procurement Data Center                    |
| <b>OTHER DIRECT PAYMENTS</b>   |   |
| Federal Family Education Loans — administrative cost allowances and Reinsurance (84.032)                     | Department of Education   |
| Crop Insurance indemnity payments and premium subsidies premium subsidies (10.450)                           | Department of Agriculture   |
| National Flood Insurance loss and adjustor expenses (83.100)   | Federal Emergency Management Agency   |
| Postal Service, direct expenditure other than salaries and procurement                                       | U.S. Postal Service   |
| Higher Education Act Insured Loans (Guaranteed Student Loans)—administrative cost allowances and reinsurance | Department of Education   |
| Legal Services Corporation payments  | Legal Services Corporation  |
| Federal Government payments for federal employee life and health insurance programs                          | Office of Personnel Management Compensation Group                                   |
| All other data   | Federal Assistance Award Data System (U.S. Census Bureau)                           |
| <b>DIRECT LOANS</b>  |   |
| Direct Investment Loans and Pre-Investment Assistance (70.005)   | Overseas Private Investment Corporation   |
| All other data   | Federal Assistance Award Data System (U.S. Census Bureau)                           |
| <b>GUARANTEED/INSURED LOANS</b>  |   |
| Federal Family Education Loans — guaranteed student loans (84.032)   | Department of Education   |
| Federal Direct [Education] Loans — guaranteed student loans (84.268)   | Department of Education   |
| Foreign Investment Guarantees (70.002)   | Overseas Private Investment Corporation   |
| All other data   | Federal Assistance Award Data System (U.S. Census Bureau)                           |

| Category                                  | Source  |
|---|---|
| <b>INSURANCE</b>                          |   |
| Foreign Investment Insurance (70.003)     | Overseas Private Investment Corporation                   |
| National Flood Insurance Program (83.100) | Federal Emergency Management Agency                       |
| All other data                            | Federal Assistance Award Data System (U.S. Census Bureau) |

\*Indicates agencies that submit an annual "Federal Aid to States" report to the Census Bureau, in accordance with OMB Circular A-11.

Note: For several major programs, the Pass-Through Survey was used to determine the amount of federal funding going to each county. For more information on the Pass-Through Survey, see "Estimates for Substate Grant Distributions" in the Introduction.

# Appendix E.

## State Coordinating Agencies, State Data Center Program, U.S. Census Bureau

---

### **ALABAMA**

Center for Business and  
Economic Research  
University of Alabama  
Box 870221  
Tuscaloosa, AL 35487-0221  
Ms. Annette Watters  
205-348-6191  
Fax 205-348-2951  
awatters@cba.ua.edu

### **ALASKA**

Census and Geographic  
Information Network  
Research and Analysis  
Alaska Department of Labor  
P.O. Box 25504  
Juneau, AK 99802-5504  
Ms. Ingrid Zaruba  
907-465-2439  
Fax 907-465-2101  
Ingrid\_Zaruba@labor.state.ak.us

### **AMERICAN SAMOA**

Department of Commerce  
Statistics Division  
Pago Pago, AS 96799  
Mr. Vaitoelav Filiga  
Ms. Tiara Tanielu  
011-684-633-5155  
Fax 011-684-633-4195  
vfiliga@doc.asg.as  
ttanielu@doc.asg.as

### **ARIZONA**

Arizona Department of  
Economic Security  
DES 045Z  
First Floor, Northeast Wing  
1789 West Jefferson St.  
Phoenix, AZ 85007  
Ms. Betty Jeffries  
602-542-5984  
Fax 602-542-7425  
Betty.Jeffries@de.state.az.us

### **ARKANSAS**

State Data Center  
University of Arkansas-Little Rock  
2801 South University  
Little Rock, AR 72204  
Ms. Sarah Breshears  
501-569-8530  
Ms. Phyllis Smith  
Fax 501-569-8538  
sgbreshears@ualr.edu  
pnsmith@ualr.edu

### **CALIFORNIA**

State Census Data Center  
Department of Finance  
915 L Street, 8th floor  
Sacramento, CA 95814-3706  
Ms. Mary Heim, Chief of Demographic Research  
Ms. Julie Hoang  
916-323-4086  
Fax 916-327-0222  
fijhoang@dof.ca.gov

---

**COLORADO**

Division of Local Government  
Colorado Department of Local Affairs  
1313 Sherman Street, Room 521  
Denver, CO 80203  
Ms. Rebecca Picaso  
303-866-3120  
Fax 303-866-4819  
rebecca.picaso@state.co.us

**CONNECTICUT**

Office of Policy and Management  
Policy Development and Planning Division  
450 Capitol Avenue—MS#52ASP  
Hartford, CT 06106-1308  
Mr. Bill Kraynak  
860-418-6230  
Fax 860-418-6495  
william.kraynak@po.state.ct.us

**DELAWARE**

Delaware Economic Development Office  
99 Kings Highway  
P.O. Box 1401  
Dover, DE 19901  
Ms. O'Shell Howell  
302-739-4271  
Fax 302-739-2027  
oshowell@state.de.us

**DISTRICT OF COLUMBIA**

Data Services Division  
Mayor's Office of Planning  
801 N. Capitol Street N.E., Suite 500  
Washington, DC 20002  
Mr. Herb Bixhorn  
202-442-7603  
Fax 202-442-7637  
herb.bixhorn@dc.gov

**FLORIDA**

Agency for workforce Innovation  
Office of Workforce Information Services  
Labor Market Statistics  
C&M Industrial Center, Building B  
4972 Woodville Highway  
Tallahassee, FL 32311-0902  
Ms. Pam Schenker  
850-488-1048  
Fax 850-921-0776  
pamela.schenker@awi.state.fl.us

**GEORGIA**

State Data and Research Center  
101 Marietta Street, Suite 2500  
Atlanta, GA 30303  
Mr. Robert Giacomini, Dir.  
404-463-1115  
Fax 404-463-1137  
robert.giacomini@sdrc.gadata.org

**GUAM**

Guam Department of Commerce  
102 M. Street  
Tiyán, Guam 96913  
Ms. Isabel D.S.A. Lujan, Director  
Dr. Eugene Yungqi Li  
671-475-0321  
idlujan@mail.gov.gu  
Dr. Eugene Yungqi Li  
Ms. Janet Gozalo  
011-671-475-0205/6  
Fax 011-671-646-0774  
chief33@hotmail.com

**HAWAII**

Hawaii State Data Center  
Department of Business, Economic  
Development, and Tourism  
250 South Hotel Street, 4th floor  
Honolulu, HI 96813  
(Mailing Address)  
P.O. Box 2359 Honolulu, HI 96804  
Ms. Jan Nakamoto  
808-586-2493  
Fax 808-586-8449  
jnakamot@dbedt.hawaii.gov

---

**IDAHO**

Idaho Department of Commerce  
700 West State Street  
Boise, ID 83720  
Mr. Alan Porter  
208-334-2470  
Fax 208-334-2631  
aporter@idoc.state.id.us

**ILLINOIS (BIDC)**

Illinois Department of Commerce  
and Community Affairs  
Division of Policy Development,  
Planning and Research  
620 East Adams Street  
Springfield, IL 62701  
Ms. Suzanne Ebetsch  
217-782-1381  
Fax 217-524-3701  
sebetsch@commerce.state.il.us  
<http://www.commerce.state.il.us>

**INDIANA (BIDC)**

Indiana State Library  
Indiana State Data Center  
140 North Senate Avenue  
Indianapolis, IN 46204  
Mr. Ray Ewick, Director  
Ms. Roberta Brooker  
317-232-3733  
Fax 317-232-3728  
rbrooker@statelib.in.us

**IOWA**

State Library of Iowa  
1112 E. Grand  
Des Moines, IA 50319-0232  
Ms. Beth Henning  
515-281-4350  
Fax 515-281-3384  
beth.henning@lib.state.ia.us

**KANSAS**

State Library  
300 SW 10th Ave., Room 343-N  
Topeka, KS 66612  
Mr. Marc Galbraith  
785-296-3296  
Fax 785-296-6650  
marc@ink.org

**KENTUCKY**

Urban Studies Institute  
College of Business & Public Administration  
University of Louisville  
Louisville, KY 40292  
Mr. Ron Crouch  
Ms. Beverly Daly  
502-852-7990  
Fax 502-852-7386  
Data Requests: [sdcenter@gwise.louisville.edu](mailto:sdcenter@gwise.louisville.edu)  
[rtcrou01@wise.louisville.edu](mailto:rtcrou01@wise.louisville.edu)  
[b.daly@louisville.edu](mailto:b.daly@louisville.edu)

**LOUISIANA**

Louisiana State Census Data Center  
Office of Electronic Services  
P.O. Box 94095  
Baton Rouge, LA 70804  
150 N. 3rd Street  
Baton Rouge, LA 70802  
Ms. Karen Paterson  
225-219-4025  
Fax 225-219-4027  
[webmaster@doa.state.la.us](mailto:webmaster@doa.state.la.us)  
[kpaters@doa.state.la.us](mailto:kpaters@doa.state.la.us)

**MAINE (BIDC)**

Maine State Planning Office  
State House Station #38  
Augusta, ME 04333-0038  
Eric Von Magnus, Census Information Officer  
207-287-2989  
Fax 207-287-6489  
[eric.vonmagnus@state.me.us](mailto:eric.vonmagnus@state.me.us)

---

**MARYLAND**

Maryland Office of Planning  
301 West Preston Street  
Baltimore, MD 21201  
Ms Jane Traynham  
410-767-4450  
Fax 410-767-4480  
jtraynham@mdp.state.md.us

**MASSACHUSETTS**

Massachusetts Institute for Social and  
Economic Research  
128 Thompson Hall  
University of Massachusetts  
Amherst, MA 01003  
Dr. Stephen Coelen, Ph.D., Director  
413-545-3460  
Mr. John Gaviglio  
413-545-3460  
Fax 413-545-3686  
miser@miser.umass.edu  
<http://www.umass.edu/miser/dataop>

**MICHIGAN**

Michigan Information Center  
Department of Management and Budget  
Demographic Research and Statistics  
George W. Romney Building  
111 S. Capitol, 10 Floor  
Lansing, MI 48913  
Mr. Eric Swanson  
Ms. Carolyn Lauer  
517-373-7910  
Fax 517-373-2939  
swansone@state.mi.us  
lauerc@state.mi.us

**MINNESOTA**

State Demographer's Office  
Minnesota Planning  
300 Centennial Office Building  
658 Cedar Street  
St. Paul, MN 55155  
Mr. David Birkholz  
651-296-2557  
Ms. Barbara Ronningen  
651-296-2557  
Fax 651-296-3584  
david.birkholz@mnplan.state.mn.us  
barbara.ronningen@mnplan.state.mn.us

**MISSISSIPPI**

Center for Population Studies  
The University of Mississippi  
Bondurant Bldg., Room 3W  
University, MS 38677  
662-915-7288  
FAX 662-915-7736  
samax@olemiss.edu  
saholley@olemiss.edu

**MISSOURI**

Missouri State Census Data Center  
Missouri State Library, Office of the Secretary of State  
600 W. Main Street  
Jefferson City, MO 65102  
Ms. Debra Pitts  
573-526-7648  
Fax 573-751-3612  
pittsd@sosmail.state.mo.us

**MONTANA (BIDC)**

Census and Economic Information  
Center  
Montana State Data Center  
Montana Department of Commerce  
P.O. Box 200505  
1424 Ninth Avenue  
Helena, MT 59620-0505  
Ms. Pam Harris  
406-444-4302  
Fax 406-444-1518  
paharris@state.mt.us

**NEBRASKA**

Center for Public Affairs Research  
Nebraska State Data Center  
University of Nebraska at Omaha  
Peter Kiewit Conference Center, #232  
Omaha, NE 68182-0001  
Mr. Jerome Deichert  
402-554-2134  
Fax 402-595-2366  
jdeicher@mail.unomaha.edu



---

**NEVADA**

Nevada State Library & Archives  
100 N. Stewart Street  
Carson City, NV 89710  
Monterea Hightower  
Ms. Sara Jones  
Ms. Mona Reno  
775-684-3326  
800-922-2880 (in Nevada only)  
Fax 775-684-3330  
rlreno@clan.lib.nv.us

**NEW HAMPSHIRE**

Office of State Planning  
2 1/2 Beacon Street  
Concord, NH 03301-4497  
Mr. Tom Duffy  
603-271-2155  
Fax 603-271-1728  
t\_duffy@osp.state.nh.us

**NEW JERSEY**

New Jersey State Data Center  
Division of Labor Market and  
Demographic Research  
New Jersey Department of Labor  
CN 388  
Trenton, NJ 08625-0388  
Mr. David Joye  
609-984-2595  
Fax 609-984-6833  
djoye@dol.state.nj.us

**NEW MEXICO**

New Mexico Economic Development  
Department  
1100 St. Francis Drive  
P.O. Box 20003  
Santa Fe, NM 87504-5003  
Ms. Elizabeth Davis  
505-827-0264  
Fax 505-827-0407  
edavis@edd.state.nm.us

**NEW YORK**

New York State Data Center  
Empire State Development  
30 S. Pearl Street  
Albany, NY 12245  
Mr. Robert Scardamalia  
518-292-5300  
Fax 518-292-5806  
rscardamalia@empire.state.ny.us

**NORTH CAROLINA**

NC Office of State Budget & Management  
20320 Mail Service Center  
Raleigh, NC 27699-0320  
Contact State Library of North Carolina Information Desk:  
919-733-3270  
Fax 919-733-5679  
<http://sdc.state.nc.us>

**NORTH DAKOTA**

North Dakota State Data Center  
North Dakota State University  
IACC 424  
P.O. Box 5636  
Fargo, ND 58105  
Dr. Richard Rathge  
701-231-8621  
Fax 701-231-9730  
richard.rathge@ndsu.nodak.edu  
<http://www.sdc.ag.ndsu.nodak.edu>

**NORTHERN MARIANA ISLANDS**

Department of Commerce  
Central Statistics Division  
Caller Box 10007, Donnie Hill Apts.  
Saipan, Mariana Islands 96950  
Diego Sasamoto  
670-664-3033  
Fax 670-664-3066  
csd@itecnmi.com

**OHIO (BIDC)**

Office of Strategic Research  
Ohio Department of Development  
P.O. Box 1001 (ZIP code for using P.O. Box is 43266-0101)  
77 High Street, 27th Floor  
Columbus, OH 43215  
Mr. Barry Bennett  
614-466-2115  
Fax 614-466-9697  
bbennett@odod.state.oh.us

**OKLAHOMA**

Oklahoma State Data Center  
Oklahoma Department of Commerce  
900 N. Stiles Avenue  
Oklahoma City, OK 73104  
(Mailing address)  
P.O. Box 26980  
Oklahoma City, OK 73126-0980  
Mr. Jeff Wallace  
405-815-5184  
Fax 405-815-5163  
jeff\_wallace@odoc.state.ok.us

---

**OREGON**

Center for Population Research and  
Census  
School of Urban and Public Affairs  
Portland State University  
P.O. Box 751  
Portland, OR 97207-0751  
Mr. George Hough  
800-547-8887, Ext. 5159503-725-5159  
Fax 503-725-5162  
george@upa.pdx.edu  
<http://www.upa.pdx.edu/CPRC>

**PENNSYLVANIA**

Pennsylvania State Data Center  
Institute of State and Regional Affairs  
Penn State Harrisburg  
777 West Harrisburg Pike  
Middletown, PA 17057-4898  
Ms. Sue Copella, Director  
717-948-6336  
Fax 717-948-6754  
sdc3@psu.edu

**PUERTO RICO**

Junta de Planificacion  
Oficina del Censo  
P.O. Box 41119  
Centro Gubernamental Minillas  
San Juan, PR 00940-1119  
Sra. Lillian Torres Aguirre  
787-728-4430/787-723-6200, Ext. 2502  
Fax 787-268-0506  
torres\_l@jp.gobierno.pr

**RHODE ISLAND**

Rhode Island Department of Administration  
Statewide Planning Program  
One Capitol Hill  
Providence, RI 02908-5872  
Mr. Mark Brown, Chair, RISDC  
401-222-6183  
Fax 401-222-2083  
mbrown@planning.state.ri.us

**SOUTH CAROLINA**

Office of Research and Statistical Services  
South Carolina Budget and Control Board  
Rembert Dennis Bldg. Room 425  
Columbia, SC 29201  
Mr. Bobby Bowers  
Mr. Mike MacFarlane  
803-734-3780  
Fax 803-734-3619  
mmacfarl@drss.state.sc.us  
Diane Tester  
803-898-9962  
Fax 803-898-9972  
dtester@ors.state.sc.us

**SOUTH DAKOTA**

Business Research Bureau  
School of Business  
University of South Dakota  
414 E. Clark Street  
Vermillion, SD 57069  
Ms. Nancy Nelson, Director  
Ms. Nancy Craig, Information Officer  
605-677-5287  
Fax 605-677-5427  
nnelson@usd.edu  
sodaksdc@usd.edu

**TENNESSEE**

University of Tennessee-Knoxville  
Center for Business and Economic Research  
100 Glocker Business Building  
Knoxville, Tennessee 37996-4170  
Ms. Betty Vickers  
865-974-6080  
Fax 865-974-3100  
bvickers@utk.edu

**TEXAS**

Department of Rural Sociology  
Texas A & M University System  
Special Services Building  
College Station, TX 77843-2125  
Dr. Steve Murdock  
Ms. Beverly Pecotte  
979-845-5115 or 5332  
Fax 979-845-8529  
smurdock@rsocsun.tamu.edu  
bpecotte@txsdc.sun.tamu.edu

---

**UTAH**

Governor's Office of Planning and Budget  
State Capitol, Room 116  
Salt Lake City, UT 84114  
Ms. Lisa Hillman  
801-537-9013  
Mr. David Abel  
801-538-1036  
Fax 801-538-1547  
lhilman@gov.state.ut.us  
dabel@email.state.ut.us

**VERMONT**

Center for Rural Studies  
20 Morrill Hall  
Burlington, VT 05405  
Ms. Sharon Whitaker  
802-656-3201  
Fax 802-656-4975  
sharon.whitaker@zoo.uvm.edu

**VIRGINIA**

Virginia Employment Commission  
703 East Main Street  
Richmond, VA 23219  
Mr. Don Lillywhite  
804-786-7496  
Fax 804-371-0412  
dlillywhite@vec.state.va.us

**VIRGIN ISLANDS**

University of the Virgin Islands  
Eastern Caribbean Center  
No. 2 John Brewer's Bay  
Charlotte Amalie  
St. Thomas, VI 00802  
Dr. Frank Mills  
340-693-1027  
Fax 340-693-1025  
fmills@uvi.edu

**WASHINGTON**

Office of Financial Management  
Forecasting Division  
450 Insurance Bldg., Box 43113  
Olympia, WA 98504-3113  
Ms. Yi Zhao  
360-902-0592  
Fax 360-664-8941  
yi.zhao@ofm.wa.gov

**WEST VIRGINIA**

West Virginia Development Office  
Research and Strategic Planning Division  
Building 6, Room 553  
Charleston, WV 25305  
Ms. Delphine Coffey  
304-558-4010  
Fax 304-558-3248  
dcoffey@wvdo.org

**WISCONSIN**

Department of Administration  
Demographic Services Center  
101 E. Wilson St., 4th Floor  
P.O. Box 8944  
Madison, WI 53708-8944  
Mr. Donald Harrier, Chief  
608-267-2705  
Mr. Robert Naylor  
608-266-1927  
Fax 608-267-8917  
bob.naylor@doa.state.wi.us

**WYOMING**

Department of Admin. and Information  
Economic Analysis Division  
Emerson Building 327E  
Cheyenne, WY 82002-0060  
Mr. Buck McVeigh  
Dr. Wenlin Liu  
307-777-7504  
Fax 307-777-5852  
wliu@state.wy.us

Note: If you plan to publish any information from this address list, you should be aware that changes are made regularly.

Please contact the Customer Liaison Office of the U.S. Census Bureau at 301-457-1305 for the latest listing.

Visit the Census Bureau's home page at  
<http://www.census.gov>.

# Appendix F.

## Use of County Area Allocations for Selected Federal Pass-Through Assistance Programs by State

[For meaning of symbols, see text]

| State and territory                | Food Stamps (10.551) | National School Lunch Program (10.555) | Special Supplemental Food Program for Women, Infants, and Children (WIC) (10.557) | Handicapped Education— State Grants (84.027) | Rehabilitation Services— Basic Support (84.126) | Low Income Home Energy Assistance (93.568) | Social Services Block Grant (93.667) | Block Grants for Prevention and Treatment of Substance Abuse (93.959) |
|------------------------------------|----------------------|--|---|--|---|--|--------------------------------------|---|
| Alabama . . . . .                  | A                    | A                                      | A   | A  | C   | A  | A                                    | A   |
| Alaska . . . . .                   | A                    | A                                      | B   | A  | C   | A  | A                                    | C   |
| Arizona . . . . .                  | A                    | A                                      | A   | A  | A   | A  | C                                    | C   |
| Arkansas . . . . .                 | A                    | A                                      | A   | A  | C   | A  | A                                    | C   |
| California . . . . .               | A                    | A                                      | B   | A  | C   | A  | A                                    | A   |
| Colorado . . . . .                 | A                    | A                                      | A   | A  | C   | A  | A                                    | A   |
| Connecticut . . . . .              | A                    | A                                      | A   | A  | C   | C  | A                                    | C   |
| Delaware . . . . .                 | A                    | A                                      | C   | A  | C   | C  | A                                    | A   |
| Florida . . . . .                  | A                    | A                                      | A   | A  | C   | A  | B                                    | C   |
| Georgia . . . . .                  | A                    | A                                      | A   | A  | C   | A  | A                                    | C   |
| Hawaii . . . . .                   | A                    | C                                      | A   | C  | C   | A  | A                                    | C   |
| Idaho . . . . .                    | A                    | A                                      | A   | C  | C   | A  | A                                    | A   |
| Illinois . . . . .                 | A                    | A                                      | A   | C  | C   | A  | C                                    | A   |
| Indiana . . . . .                  | A                    | A                                      | A   | C  | C   | A  | A                                    | C   |
| Iowa . . . . .                     | A                    | A                                      | A   | C  | A   | A  | C                                    | A   |
| Kansas . . . . .                   | A                    | A                                      | A   | C  | C   | A  | A                                    | C   |
| Kentucky . . . . .                 | A                    | A                                      | A   | A  | C   | A  | A                                    | C   |
| Louisiana . . . . .                | A                    | A                                      | A   | A  | C   | A  | A                                    | C   |
| Maine . . . . .                    | A                    | A                                      | A   | C  | A   | A  | A                                    | A   |
| Maryland . . . . .                 | A                    | A                                      | A   | C  | A   | A  | A                                    | A   |
| Massachusetts . . . . .            | A                    | A                                      | A   | A  | C   | A  | A                                    | C   |
| Michigan . . . . .                 | A                    | A                                      | A   | A  | C   | A  | A                                    | C   |
| Minnesota . . . . .                | A                    | A                                      | C   | A  | C   | A  | A                                    | C   |
| Mississippi . . . . .              | A                    | A                                      | A   | C  | A   | A  | C                                    | C   |
| Missouri . . . . .                 | A                    | A                                      | A   | A  | C   | A  | C                                    | A   |
| Montana . . . . .                  | A                    | A                                      | A   | A  | C   | A  | A                                    | A   |
| Nebraska . . . . .                 | A                    | A                                      | A   | A  | C   | A  | A                                    | C   |
| Nevada . . . . .                   | A                    | A                                      | A   | A  | C   | C  | C                                    | A   |
| New Hampshire . . . . .            | A                    | A                                      | A   | A  | C   | A  | A                                    | A   |
| New Jersey . . . . .               | A                    | A                                      | A   | C  | A   | A  | C                                    | A   |
| New Mexico . . . . .               | A                    | A                                      | A   | C  | A   | A  | C                                    | A   |
| New York . . . . .                 | A                    | A                                      | A   | A  | C   | A  | A                                    | A   |
| North Carolina . . . . .           | A                    | A                                      | A   | A  | A   | A  | A                                    | A   |
| North Dakota . . . . .             | A                    | A                                      | A   | C  | C   | A  | A                                    | C   |
| Ohio . . . . .                     | A                    | A                                      | A   | A  | A   | A  | A                                    | C   |
| Oklahoma . . . . .                 | A                    | A                                      | A   | A  | A   | A  | A                                    | A   |
| Oregon . . . . .                   | A                    | A                                      | A   | A  | C   | A  | C                                    | A   |
| Pennsylvania . . . . .             | A                    | A                                      | A   | C  | C   | A  | A                                    | A   |
| Rhode Island . . . . .             | A                    | A                                      | A   | A  | A   | A  | A                                    | A   |
| South Carolina . . . . .           | A                    | A                                      | A   | A  | C   | A  | A                                    | A   |
| South Dakota . . . . .             | A                    | A                                      | C   | C  | C   | A  | C                                    | C   |
| Tennessee . . . . .                | A                    | A                                      | A   | A  | A   | A  | A                                    | A   |
| Texas . . . . .                    | A                    | A                                      | C   | C  | C   | A  | A                                    | A   |
| Utah . . . . .                     | A                    | A                                      | A   | C  | C   | A  | A                                    | A   |
| Vermont . . . . .                  | A                    | A                                      | A   | C  | C   | A  | A                                    | C   |
| Virginia . . . . .                 | A                    | A                                      | A   | A  | C   | A  | A                                    | C   |
| Washington . . . . .               | A                    | A                                      | A   | A  | C   | A  | C                                    | A   |
| West Virginia . . . . .            | A                    | A                                      | A   | A  | C   | C  | A                                    | C   |
| Wisconsin . . . . .                | A                    | A                                      | A   | A  | C   | A  | A                                    | A   |
| Wyoming . . . . .                  | A                    | A                                      | A   | C  | A   | A  | A                                    | A   |
| American Samoa . . . . .           | C                    | C                                      | C   | C  | C   | C  | C                                    | C   |
| Guam . . . . .                     | C                    | C                                      | C   | C  | C   | C  | C                                    | C   |
| Northern Mariana Islands . . . . . | A                    | C                                      | C   | C  | C   | C  | C                                    | C   |
| Puerto Rico . . . . .              | C                    | C                                      | A   | C  | C   | C  | A                                    | A   |
| Virgin Islands . . . . .           | C                    | C                                      | C   | C  | C   | C  | C                                    | C   |

Coding key: A = Program data are allocated to all county areas. The distribution is based on data supplied by the state for all of its county areas.  
 B = Program data are allocated to all county areas. The distribution is based on data supplied by the state for most of its county areas. The U.S. Census Bureau estimated remaining county allocations.  
 C = All program data are allocated to state undistributed.

Consolidated Federal Funds Report for Fiscal Year: 2001