

FAASafety.gov
Help Manual for WINGS - Pilot Proficiency Program
Federal Aviation Administration
May 1, 2007

Gold Systems Inc.

FAASafety.gov Help Manual for WINGS - Pilot Proficiency Program

Table of Contents

Section 1 – Overview	3
1.1 – Introduction	3
1.2 – System Requirements.....	3
1.3 – Further Help and Contact Information	3
Section 2 – WINGS - Pilot Proficiency Program	4
2.1 – Accessing the WINGS - Pilot Proficiency Program	4
2.2 – WINGS - Pilot Proficiency Program Introduction	4
2.2.1 – Resources Available	5
2.2.2 – Incentives for Participating in WINGS	5
2.2.3 – Who May Participate.....	6
2.2.4 – WINGS Requirements Details	6
2.3 – How to Get Started.....	7
2.3.1 – Setting Your Pilot Profile.....	8
2.3.2 – Setting Your Flight Review Date.....	9
2.4 – Stop Participating in the WINGS - Pilot Proficiency Program	9
2.5 – My WINGS - Pilot Proficiency Program Page	9
2.5.1 – Credit Search.....	12
2.6 – View My WINGS Credit History	13
2.7 – Request Credit	14
2.8 – Downloading Certificate.....	15
2.9 – Allow External WINGS Credit Review	16
Section 3 – WINGS Administration	18
3.1 – WINGS Credit Validation	18
Section 4 – Need Additional Help?.....	20

Section 1 - Overview

1.1 - Introduction

This Help Manual is intended for user who would like to join the WINGS - Pilot Proficiency Program offered on FAASafety.gov

1.2 - System Requirements

Requirement	Description
Web Browser	<p>Although most browsers will be able to access the site, for administrative purposes, we recommend using Microsoft Internet Explorer 6.0 and above are preferred. The IE browser can be downloaded for free at http://www.microsoft.com/windows/ie/downloads/critical/ie6sp1/default.asp.</p> <p>You must have JavaScript enabled and be able to accept cookies. These features are enabled by default. These settings can be modified the advanced features under the Internet options tab.</p> <p>The faasafety.gov site uses browser "cookies" to record data needed to facilitate your online session. After a certain period of time, if you don't log out, the system will automatically log you out and discard any cookies associated with your session. <i>The faasafety.gov web application cookies do not store any personal information.</i></p> <p>You should also disable any popup blocking software that you might be running. Many such utilities allow you to specify which sites are allowed to use popup windows. Simply adding faasafety.gov to the allowed list of your utility should meet the needs for most administrative functions that require popup windows.</p>
Internet Connection	You must have an Internet connection and have your firewall configured to allow access to the www.FAASafety.gov website and its functions.
Screen Resolution	The site is best viewed at 1024x768 screen resolution and above, although 800x600 will meet the minimum requirements.
Adobe Acrobat	To view some of the information provided you must have Adobe Acrobat installed.

1.3 - Further Help and Contact Information

Many issues regarding use of the site can be resolved by reading the help text located underneath each select item. If you have specific questions that are not addressed in this manual or the help text on the site please contact:

James E. Pyles National FAASafety Team Outreach Manager (NFOM) 1020 North Flyer Way Salt Lake City, UT 84116-2984 james.e.pyles@faa.gov 801-257-5071	
---	--

Section 2 - WINGS - Pilot Proficiency Program

2.1 - Accessing the WINGS - Pilot Proficiency Program

To access the WINGS - Pilot Proficiency Program you can login with your email address and password (if you are already a member) and click on the left hand link, or simply access FAASafety.gov and click on the link on the left hand navigation "WINGS - Pilot Proficiency Program" from the home page.

Welcome Jim to FAASafety.gov! (jim.mckenna@faasafety.gov) RFM

FAASafety.gov

FAA Home | FAASafety Team Home | News | About FAASafety Team | Learning Center | SPANS
Search Events | Published Notices | My Home | Account Preferences | Logout

Search FAASafety.gov: []

FAASafety Team

FAASafety Updates

Live, Streaming Video! Click Here to View Safety Seminars Live
Click Here to View Broadcast Schedule

Safer Skies through Education

FAASafety Team

Privacy Policy | Readers & Viewers | Contact Us
Safety is a learned behavior... Learn to be safer at the Learning Center found on FAASafety.gov

The FAASafety Team Combines the FAA and Aviation Industry Team Members

FAASafety Team | National Aviation Safety Foundation | Federal Aviation Administration

CLICK TO SEE ALL OF OUR FAASAFETY TEAM INDUSTRY TEAM MEMBERS

Click Here to view the Wings Program

The WINGS - Pilot Proficiency Program link will take you to an information page with links to explain the WINGS - Pilot Proficiency Program. The information provided at FAASafety.gov is also provided below.

2.2 - WINGS - Pilot Proficiency Program Introduction

Regular proficiency training is essential to the safety of all pilots and their passengers. Each pilot must take a personal interest in their safety and that of their passengers. The WINGS - Pilot Proficiency Program is designed to help each pilot construct an educational curriculum suitable for their unique flight requirements. It encourages pilots to continue their aviation educational pursuits and requires education, review, and flight proficiency in the Areas of Operation found in current Practical Test Standards (PTS), that correspond with the leading accident causal factors.

After clicking on the link "WINGS - Pilot Proficiency Program" you will be presented with a page as shown below, you will also notice that you now have a link "My WINGS" in your left hand navigation under both My FAASafety.gov and Wings – Pilot Proficiency Program:

WINGS - Pilot Proficiency Program

Welcome to The WINGS - Pilot Proficiency Program!

Regular proficiency training is essential to the safety of all pilots and their passengers. Each pilot must take a personal interest in their safety and that of their passengers. The WINGS - Pilot Proficiency Program is designed to help each pilot construct an educational curriculum suitable for their unique flight requirements. It encourages pilots to continue their aviation educational pursuits and requires education, review, and flight proficiency in the Areas of Operation found in current Practical Test Standards (PTS), that correspond with the leading accident causal factors.

Resources Available	Incentives for Participation	Who may Participate?
FAASafety.gov provides many of the resources available for successful participation. more info >>	The most significant incentive to participating pilots is . . . more info >>	All pilots holding a U.S. pilot certificate and a current medical certificate when required may participate . . . more info >>

Begin Participating Now!



click here to
**Start My
WINGS!**

How to Get Started

It's easy to get started! Just [click here](#) to set your WINGS - Pilot Proficiency Program pilot profile and you are off. The site is user friendly and contains all the information and resources needed to complete the phase that fits your flying needs. If you would like further information on this program please contact your local [FAASTeam Representative or FAASTeam Program Manager](#).

► [Click here to get started!](#)

WINGS Course Developer Information

For information on developing courses that can be submitted for accreditation in the WINGS - Pilot Proficiency Program, [click here](#).

2.2.1 - Resources Available

The FAA Safety Team (FAASTeam) is working hard to provide airmen with resources that will help build a sound aviation education base centered on a Safety Management System approach. You will find FAASafety.gov filled with these resources. Aviation Safety and Educational events, on-line courses oriented toward helping airmen with areas of information most commonly associated with accident causal factors, and links to other government and FAASTeam Industry Members' materials are just a few such resources you will find.

2.2.2 - Incentives for Participating in WINGS

The most significant incentive to participating pilots is the added level of safety and professionalism that is obtained through adoption of a consistent recurrent training program.

Pilots participating in the WINGS - Pilot Proficiency Program to at least the Basic Phase need not accomplish the flight review requirements of 14 CFR part 61, if since the beginning of the 24th calendar month before the month in which that pilot acts as pilot in command, he or she has satisfactorily completed or currently holds the Basic or higher WINGS - Pilot Proficiency Program phase in an aircraft (reference 61.56(e)).

Pilots who participate in the program throughout each year so as to maintain at least the Basic phase will always have a current flight review as the date for your Basic phase and corresponding flight

review will move as you continue your safety education by participation in accredited FAASafety activities and courses. All WINGS - Pilot Proficiency Program activity and dates are conveniently tracked on FAASafety.gov.

FAASafety Industry Members may provide incentives awarding pilots for their participation in the program based on the phase obtained and/or maintained in the program. Check with your local aviation industry organizations, companies, and insurance providers for their current incentive offerings. While the FAASafety encourages FAASafety Industry Members' participation in offering incentives, the FAASafety does not require, regulate, or control such incentives.

2.2.3 - Who May Participate

All pilots holding a U.S. pilot certificate and a current medical certificate when required may participate in the Basic Phase. Other requirements may exist for Advanced and Master Phases. Requests to participate in flight portions of the program should be made to certificated or authorized flight and ground instructors, flight schools, and FAASafety Members participating in the program.

2.2.4 - WINGS Requirements Details

The WINGS - Pilot Proficiency Program is based on the premise that pilots who maintain currency and proficiency in the basics of flight will enjoy a safer and more stress-free flying experience. Minimum requirements, which include specific subjects and flight maneuvers from the appropriate Practical Test Standards, are established for airplanes, seaplanes and amphibians, rotorcraft, gliders, lighter-than-air, powered parachutes, weight-shift control, and light sport aircraft. Pilots may select the category and class of aircraft in which they wish to receive training and in which they wish to demonstrate their flight proficiency. All training must place special emphasis on safety of flight operations. All proficiency requirements for each phase of the program must be demonstrated to the applicable standard, i.e., Practical Test Standards or Industry Course Completion Standards, etc., designated for the course or syllabus used.

The program is designed to encourage an on-going training program that will provide a participant an opportunity to fly on a regular basis with an authorized flight instructor. With this in mind, three phases or levels of the program have been designed to allow for flexibility in obtaining the level of currency and proficiency one desires. The program is most effective if the training is accomplished regularly throughout the year, thus affording a pilot the opportunity to fly in different seasons and in different flight conditions that may be encountered from time to time. The terms phase and level are used interchangeably throughout this program.

So here is all the technical information, but remember, this is all tracked here on "My WINGS" for you, so don't get too worried about which phase or what requirements you must meet just yet.

Basic Phase. This phase is designed for those pilots who want to establish a recurrent training program that will provide them a higher level of proficiency than merely preparing for a normal Flight Review as required by 14 CFR 61.56.

Pilots participating in the WINGS - Pilot Proficiency Program to at least the Basic Phase need not accomplish the flight review requirements of 14 CFR part 61, if since the beginning of the 24th calendar month before the month in which that pilot acts as pilot in command, he or she has satisfactorily completed or currently holds the Basic or higher WINGS - Pilot Proficiency Program phase in an aircraft (reference 61.56(e)).

To obtain the Basic phase, each pilot must complete three knowledge credits of instruction and when required, demonstrate proficiency as required in the respective PTS, as outlined in each course description. One or more of these credits are designed to cover current subject matter that the FAASafety has determined to be critical areas of operation, which in the preceding months have been found to be major causal factors in aircraft accidents. The remaining subject matter credits are left to the discretion of the pilot and may be picked from any elective course or syllabi as deemed appropriate by his/her Authorized Instructor.

This phase requires the use of the Practical Test Standard (PTS) for the pilot certificate held or the Private Pilot PTS, whichever is lower, for the category and class of aircraft used.

A pilot must also complete three credits of flight. Completion of a credit of flight for this or any phase of flight requires demonstration of proficiency in the Area of Operation(s) required for the credit sought, as stated in the appropriate Practical Test Standards.

A current listing of course material, subject matter, FAASTeam events, activities, flight requirements, and credit values can be found by going to your "My WINGS" page when you are registered on FAASafety.gov and signed up for the WINGS - Pilot Proficiency Program. This list may change periodically, reflecting the dynamic nature of aircraft accident causal factors and FAASTeam emphasis areas.

Advanced Phase. This phase is designed for those pilots who want to design a program that will take them a step above Basic. It affords the opportunity for a pilot, in concert with his/her instructor, to tailor a portion of the training to fit more specific needs of the individual while maintaining the requirement to demonstrate proficiency.

To obtain the Advanced phase, each pilot must complete or hold the Basic phase as outlined previously.

The Advanced phase requires an additional three flight credits and three knowledge credits using the Commercial PTS for the category and class of aircraft used, or the Private PTS when there is not a Commercial PTS, or

If completion of the Basic phase used the Sport or Recreational PTS, the Private PTS will be used for this phase.

A current listing of course material, subject matter, FAASTeam events, flight requirements, activities, and credit values can be found by going to your "My WINGS" page when you are registered on FAASafety.gov and signed up for the WINGS - Pilot Proficiency Program. This list will change periodically, reflecting the dynamic nature of aircraft accident causal factors and FAASTeam emphasis areas.

Master Phase. This phase is designed to give even more flexibility to a pilot's need for specialized training. While most often this phase will require the use of higher PTS standards it will also allow for the addition of specialized equipment and flight environment training scenarios.

To obtain the Master phase, each pilot must complete or hold the Advanced phase as outlined previously.

The Master phase requires an additional three flight credits and three knowledge credits using the Commercial or ATP PTS for the category and class of aircraft used and the Instrument Rating PTS, if one is available for the category and class of aircraft used. A Light Sport Aircraft (LSA) may not be used at this phase.

A current listing of course material, subject matter, FAASTeam events, activities, flight requirements and credit values can be found by going to your "My WINGS" when you are registered on FAASafety.gov and signed up for the WINGS - Pilot Proficiency Program. This list may change periodically, reflecting the dynamic nature of aircraft accident causal factors and FAASTeam emphasis areas.

2.3 - How to Get Started

In order to being the WINGS - Pilot Proficiency Program you must have an account on FAASafety.gov and login after that, it's easy to get started! After logging in click on the WINGS - Pilot Proficiency Program link click on "Start My WINGS!"

Then set your WINGS - Pilot Proficiency Program pilot profile and you are off. The site is user friendly and contains all the information and resources needed to complete the phase that fits your flying needs. If you would like further information on this program please contact your local FAASafety Representative or FAASafety Program Manager.

WINGS - Pilot Proficiency Program Pilot Profile

Your WINGS - Pilot Proficiency Program Pilot Profile allows you to provide the system information to help tailor your educational experience with FAASafety.gov. You may begin to set your profile by clicking any of the links below.

- ▶ [Click here to change your Aircraft Category and Class preferences.](#)
- ▶ [Click here to set your last flight review date.](#)

[Click here to stop participating in the WINGS - Pilot Proficiency Program.](#) Your accumulated credits will be saved in the system. You may resume participating in the WINGS - Pilot Proficiency Program at any time.

2.3.1 - Setting Your Pilot Profile

Simply click on the "Click here to change your Aircraft Category and Class preferences".

With over 300 courses and syllabi to choose from and additional ones added monthly it will help if you take a moment to select the aircraft categories and classes that you will most frequently use to obtain WINGS credit. Selecting the certificates you hold will also help narrow the course activities shown below.

Example: A A private balloon pilot does not want to see all the accredited activities for airplanes and helicopters so he/she would select "Balloon" in the aircraft categories and class window above and then Private in the certificates window.

Example: B An ATP multiengine land pilot with Commercial airplane single engine land & helicopter ratings may want to see activities associated with all of his/her ratings or may feel that he will only be flying single engine land aircraft for most of his WINGS - Pilot Proficiency Program flights. If the latter is true he would choose "Airplane Single Engine". Don't worry too much because you can always come back to this page and make adjustments. In fact all our search pages allow you to make adjustments, on the fly, for what you are looking for.

Aircraft Categories and Classes

Selected Aircraft Categories and Classes	Available Aircraft Categories and Classes
	Airplane Multiengine Land Airplane Multiengine Sea Airplane Single Engine Land Airplane Single Engine Sea Airship Balloon Glider Gyroplane Helicopter Powered Parachute Land Powered Parachute Sea Weight Shift Control Land Weight Shift Control Sea

In this section you may change your Certificates selections. These selections are used to assist in searching for Accredited Activities that interest you.

Select your preferences by highlighting the correct Category and Classes, and then click on the single arrow button, or you can select all Category and Classes by clicking on the double arrows. Then select the Certificates just like you did the Category and Classes and click on "Save"

Once you have moved everything you need to above make sure you don't forget to click on "Next" to keep the new changes in the system and to set your Flight Review Date.

In the future, we will be adding a lot of additional functionality to this screen. Soon you will be able to see what kinds of incidents and accidents are happening to pilots that match your profile allowing you to more closely target those areas in your WINGS - Pilot Proficiency Program training. Mitigating many of the common problems you might share with others will make you a much safer pilot.

2.3.2 - Setting Your Flight Review Date

To set your Flight Review Date, click on the small calendar icon, select the date of your last flight review date and click on "Finish". Remember, this is not the next due date but the date of your last flight review or qualifying event, i.e., certificate, check ride etc.

If you do not have an updated flight review date, click on the blue link as show below to go to My WINGS.

[If you do not have an updated flight review date, click here to go to "My WINGS".](#)

2.4 - Stop Participating in the WINGS - Pilot Proficiency Program

If at anytime you wish to stop participating in the WINGS - Pilot Proficiency Program, simply click on "My WINGS" and then at the bottom of the page on the right hand side click on "My WINGS Pilot Profile" and then on the link, "Click here to stop participating in the WINGS - Pilot Proficiency Program". You will be removed from the WINGS program.

Your accumulated credits will be saved in the system. You may resume participating in the WINGS - Pilot Proficiency Program at any time.

2.5 - My WINGS - Pilot Proficiency Program Page

After clicking on "Start My WINGS" from the My WINGS - Pilot Proficiency Program page you will be able to manage all your information. Below is the text on this My Wings page with information to help you manage your account.

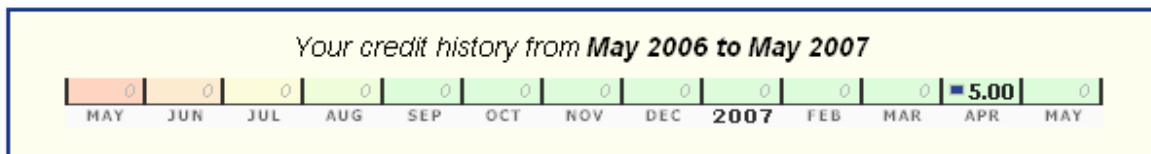
This is where you will manage and track all of your activities in the WINGS - Pilot Proficiency Program. Don't worry, I agree, at first glance it does look a little intimidating, but remember the first time you sat in the pilot's seat for your first flight? Did you ever think you would know what all those dials and switches did? Before long, you will be navigating around the site like an old hat just like you do that airplane that was so intimidating just days ago (okay maybe years ago for some).

As you complete the phases of the WINGS - Pilot Proficiency Program (See WINGS Requirements Details above) you will be able to track your progress on this page. Below is what this page will look like when you first begin your WINGS - Pilot Proficiency Program.

My WINGS - Pilot Proficiency Program

Welcome to my WINGS - Pilot Proficiency Program page or simply "My WINGS". This is where you will manage and track all of your activities in the WINGS - Pilot Proficiency Program. Don't worry, I agree, at first glance it does look a little intimidating, but remember the first time you sat in the pilot's seat for your first flight? Did you ever think you would know what all those dials and switches did? Before long, you will be navigating around the site like an old hat just like you do that airplane that was so intimidating just days ago (okay maybe years ago for some).

Just [click here if you need help](#) with this page or any part of the WINGS - Pilot Proficiency Program. If the online help doesn't do the trick, or you just hate reading all the fine print you can always [contact your local FAA Team Representative](#) and they will be more than happy to help you get started.



R Required **E** Elective **F** Flight **K** Knowledge **B** Basic **B1** Basic 1 **B2** Basic 2 **A** Advanced **M** Master

✔ Requirements met ⚙ Some requirements met ○ No requirements met

🔍 Search for matching credits ⚙ A credit substitution occurred

[Click Here for WINGS - Pilot Proficiency Program Help](#)

Your WINGS - Pilot Proficiency Program Progress

WINGS - Pilot Proficiency Program - BASIC			
KNOWLEDGE		FLIGHT	
KIRB1 - 1.00 req'd	✔	FIRB1 - 1.00 req'd	○
Runway ...	1.00		
KIRB2 - 1.00 req'd	○	FIRB2 - 1.00 req'd	○
KIEB - 1.00 req'd	✔	FIEB - 1.00 req'd	○
PILOT/CFI ...	1.00		

Current WINGS Phase
n/a

Flight Review Date
n/a

WINGS - Pilot Proficiency Program - ADVANCED			
KNOWLEDGE		FLIGHT	
KIRIA - 1.00 req'd	✔	FIRIA - 1.00 req'd	○
Aviation ...	1.50		
KIEIA - 2.00 req'd	⚙	FIEIA - 2.00 req'd	○
FAA Forums at ...	1.00		
Glens Falls ...	0.50		

[WINGS - Pilot Proficiency Program Credit Search](#)

[View My WINGS Credit History](#)

[Request Credit Validation for Completed Activities](#)

[Allow External WINGS Credit Review](#)

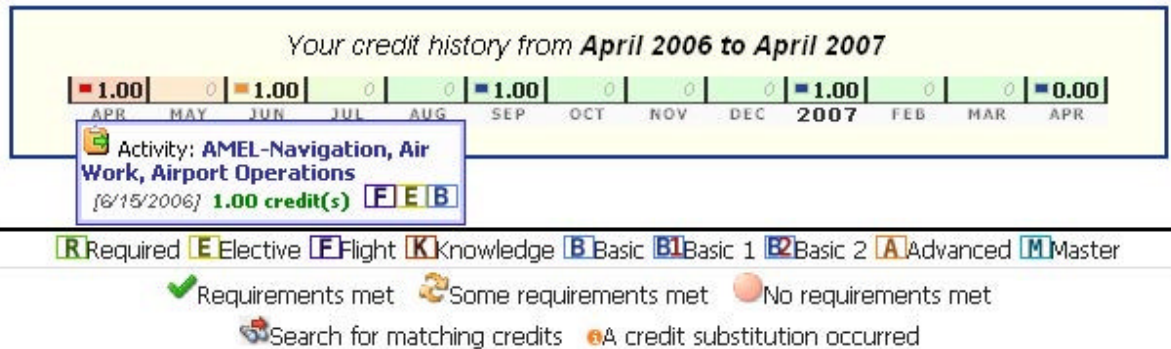
Such as your insurance company

[My WINGS Pilot Profile](#)

WINGS - Pilot Proficiency Program - MASTER			
KNOWLEDGE		FLIGHT	
KIRIM - 1.00 req'd	○	FIRIM - 1.00 req'd	○
KIEM - 2.00 req'd	○	FIEM - 2.00 req'd	○

Your credit history will be displayed in this the grid, any credits earned will show up in this grid to provide you information on the credits you have received. Below is an example of what a grid with completed credit will look like.

EXAMPLE OF CREDIT HISTORY



As you can see, if you hover over a credit with your mouse you will see the details of that particular credit. Normally the history will just be displayed at the credit value in the month in which it was earned. The color coding (red, orange, and blue) allows you to notice when credit will be expiring, credit will a red box will be expiring in less than 30 days. Credit in with an organ box will be expiring in less than 90 days. You will also notice under the grid a definition of what each icon means.



Under Your WINGS - Pilot Proficiency Program Progress you will also notice a display of each of the phases of WINGS (Basic, Advanced, Masters).



Below is an example of how the progress will look as you complete the phases of WINGS.

EXAMPLE OF WINGS PROGRESS




Your WINGS - Pilot Proficiency Program Progress

WINGS - Pilot Proficiency Program - BASIC <table border="1"> <tr> <th>KNOWLEDGE</th> <th>FLIGHT</th> </tr> <tr> <td> [K][R][B] - 1.00 req'd ⚠ ✓ Runway ... 1.00 </td> <td> [F][R][B] - 1.00 req'd ⚠ ✓ ASEL-Takeoffs, ... 1.00 </td> </tr> <tr> <td> [K][R][B2] - 1.00 req'd ⚠ ✓ RI Presentation 1.00 </td> <td> [F][R][B2] - 1.00 req'd ⚠ ✓ AMEL-In-flight, ... 1.00 </td> </tr> <tr> <td> [K][E][B] - 1.00 req'd ⚠ ✓ Glens Falls ... 0.50 ATN/ESP ... 0.25 Sport Aviation ... 0.75 </td> <td> [F][E][B] - 1.00 req'd ⚠ ✓ AMEL-Takeoffs, ... 1.00 </td> </tr> </table>		KNOWLEDGE	FLIGHT	[K][R][B] - 1.00 req'd ⚠ ✓ Runway ... 1.00	[F][R][B] - 1.00 req'd ⚠ ✓ ASEL-Takeoffs, ... 1.00	[K][R][B2] - 1.00 req'd ⚠ ✓ RI Presentation 1.00	[F][R][B2] - 1.00 req'd ⚠ ✓ AMEL-In-flight, ... 1.00	[K][E][B] - 1.00 req'd ⚠ ✓ Glens Falls ... 0.50 ATN/ESP ... 0.25 Sport Aviation ... 0.75	[F][E][B] - 1.00 req'd ⚠ ✓ AMEL-Takeoffs, ... 1.00	Current WINGS Phase Basic Download Certificate
KNOWLEDGE	FLIGHT									
[K][R][B] - 1.00 req'd ⚠ ✓ Runway ... 1.00	[F][R][B] - 1.00 req'd ⚠ ✓ ASEL-Takeoffs, ... 1.00									
[K][R][B2] - 1.00 req'd ⚠ ✓ RI Presentation 1.00	[F][R][B2] - 1.00 req'd ⚠ ✓ AMEL-In-flight, ... 1.00									
[K][E][B] - 1.00 req'd ⚠ ✓ Glens Falls ... 0.50 ATN/ESP ... 0.25 Sport Aviation ... 0.75	[F][E][B] - 1.00 req'd ⚠ ✓ AMEL-Takeoffs, ... 1.00									
WINGS - Pilot Proficiency Program - ADVANCED <table border="1"> <tr> <th>KNOWLEDGE</th> <th>FLIGHT</th> </tr> <tr> <td> [K][R][A] - 1.00 req'd ⚠ ⊘ </td> <td> [F][R][A] - 1.00 req'd ⚠ ✓ RH-Performance ... 1.00 </td> </tr> <tr> <td> [K][E][A] - 2.00 req'd ⚠ ⊘ </td> <td> [F][E][A] - 2.00 req'd ⚠ ⚠ RH-Takeoffs, ... 1.00 </td> </tr> </table>		KNOWLEDGE	FLIGHT	[K][R][A] - 1.00 req'd ⚠ ⊘	[F][R][A] - 1.00 req'd ⚠ ✓ RH-Performance ... 1.00	[K][E][A] - 2.00 req'd ⚠ ⊘	[F][E][A] - 2.00 req'd ⚠ ⚠ RH-Takeoffs, ... 1.00	Flight Review Date Expires: 4/30/2009 Effective: 4/25/2007 Based on <WINGS phase>		
KNOWLEDGE	FLIGHT									
[K][R][A] - 1.00 req'd ⚠ ⊘	[F][R][A] - 1.00 req'd ⚠ ✓ RH-Performance ... 1.00									
[K][E][A] - 2.00 req'd ⚠ ⊘	[F][E][A] - 2.00 req'd ⚠ ⚠ RH-Takeoffs, ... 1.00									
WINGS - Pilot Proficiency Program - MASTER <table border="1"> <tr> <th>KNOWLEDGE</th> <th>FLIGHT</th> </tr> <tr> <td> [K][R][M] - 1.00 req'd ⚠ ✓ 2006 Wright ... 1.00 </td> <td> [F][R][M] - 1.00 req'd ⚠ ⊘ </td> </tr> <tr> <td> [K][E][M] - 2.00 req'd ⚠ ⚠ ATN/ESP ... 1.00 </td> <td> [F][E][M] - 2.00 req'd ⚠ ⊘ </td> </tr> </table>		KNOWLEDGE	FLIGHT	[K][R][M] - 1.00 req'd ⚠ ✓ 2006 Wright ... 1.00	[F][R][M] - 1.00 req'd ⚠ ⊘	[K][E][M] - 2.00 req'd ⚠ ⚠ ATN/ESP ... 1.00	[F][E][M] - 2.00 req'd ⚠ ⊘	WINGS - Pilot Proficiency Program Credit Search View My WINGS Credit History Request Credit Validation for Completed Activities Allow External WINGS Credit Review <i>Such as your insurance company</i> My WINGS Pilot Profile		
KNOWLEDGE	FLIGHT									
[K][R][M] - 1.00 req'd ⚠ ✓ 2006 Wright ... 1.00	[F][R][M] - 1.00 req'd ⚠ ⊘									
[K][E][M] - 2.00 req'd ⚠ ⚠ ATN/ESP ... 1.00	[F][E][M] - 2.00 req'd ⚠ ⊘									

As you can see, as you complete the phases of wings, the red ball ( No requirements met) changes to a green check ( Requirements met) to let you know you have met the requirements of that area.

The ( Some requirements met) icon lets you know that you have met some of the requirements for this area. The Credit Substitution ( A) icon appears when credits can be substituted under Elective credits to fulfill a lower phase, for instance, if you have completed the Basic and Advanced Phases, and then one of your elective credits that fulfills your Basic phase expires, an elective credit under your advanced phase can be substituted to fill that credit of your Basic phase, however this means that the Advanced phase is no long complete.

2.5.1 - Credit Search

To locate credit that will fulfill the requirement of each phase of WINGS, you can simply click on the  located in the progress chart. This will search for credits which are valid for that particular area, for instance, if you click on the  under Basic, Flight, Required, B1 ( - 1.00 req'd) you will be taken to the search which will list any credit which meet the requirement for that area and for which your preference have been set (see Setting Your Pilot Profile).

If you simply want to use the search to locate credit you can simply click on the "WINGS - Pilot Proficiency Program Credit Search" link on the right hand side.

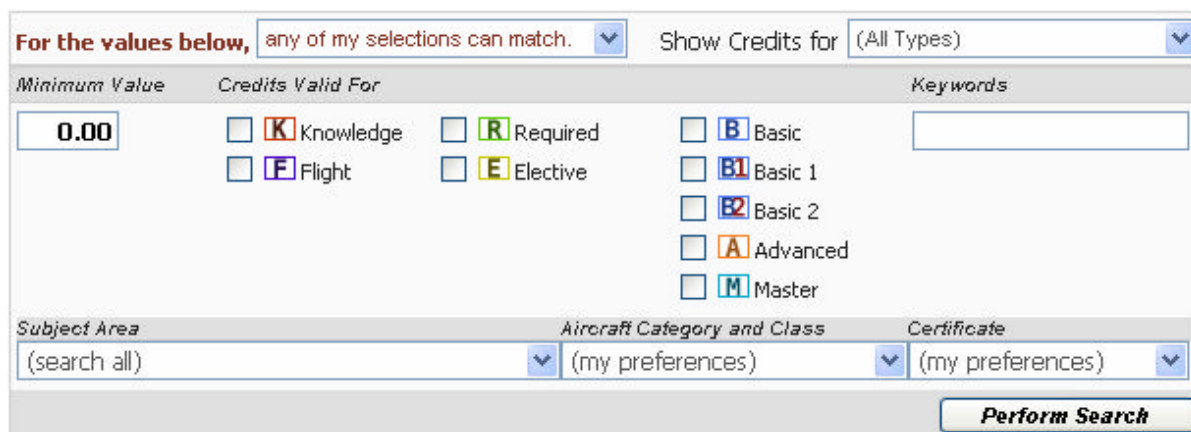
By design this search criteria is set to those preferences you chose on your WINGS - Pilot Proficiency Program Pilot Profile page.

The criteria are further selected automatically when you click on any of the progress blocks on the My WINGS page. This is done to provide you with the simplest means of finding the activities that will fill those particular requirements.

However, we have left you with the flexibility to change any of these selection criteria to do your own search through the hundreds of course syllabi and thousands of WINGS Accredited Activities available. Caution should be exercised to make sure you pick an Accredited Activity that you qualify to use for credit in the WINGS - Pilot Proficiency Program if that is your desire. This is another reason to make sure your WINGS - Pilot Proficiency Program profile is setup correctly.

Below is the search screen that will allow you to select which values, credit, areas, subject areas, category and class and certificates you would like to search for.

EXAMPLE



The screenshot shows a search interface with the following elements:

- For the values below:** any of my selections can match. (dropdown)
- Show Credits for:** (All Types) (dropdown)
- Minimum Value:** 0.00
- Credits Valid For:**
 - K** Knowledge
 - R** Required
 - F** Flight
 - E** Elective
 - B** Basic
 - B1** Basic 1
 - B2** Basic 2
 - A** Advanced
 - M** Master
- Keywords:** (text input field)
- Subject Area:** (search all) (dropdown)
- Aircraft Category and Class:** (my preferences) (dropdown)
- Certificate:** (my preferences) (dropdown)
- Perform Search** (button)

Simply select from the drop downs and check boxes which items you would like to search for and click on "Perform Search".

*If you do not see any matches you may need to change the "For the values below" drop down to any of my selection can match instead of ALL or possibly change Aircraft Category and Class and/or Certificates to (search all) instead of (my preferences)

After clicking on "Perform Search" you will receive a results page that looks similar to:

EXAMPLE

Items 1 to 10 of 234 total							Show me 10 items per page		Next 10 ▶	
Number	Title - <i>More Info</i>	Credits	Applies To		Earned	Type				
	Test .5 KEB	0.50	K	E B	<input type="checkbox"/>					
	Test 1.0 FRB1	1.00	F R	B1	<input checked="" type="checkbox"/>					
	1.0 FRB2	1.00	F R	B2	<input type="checkbox"/>					
	1.0 FEB	1.00	F	E B	<input type="checkbox"/>					
	1.0 FEA	1.00	F	E	A	<input type="checkbox"/>				
	Another 1.0 FEA	1.00	F	E	A	<input type="checkbox"/>				
	1.0 FRA	1.00	F R		A	<input type="checkbox"/>				
	3.0 FEM	3.00	F	E	M	<input type="checkbox"/>				
	Navigating the DC ADIZ, TFRs, and Special Use Airspace	0.50	K	E B	A M	<input type="checkbox"/>				
1-FAASTEAM-W-070405-F-002-01	AMEL-Takeoffs, Landings, Basic Instruments	1.00	F R	B1	<input type="checkbox"/>		Request Credit			

The Search Results will display the credit value, which phase and areas of WINGS the credit applies as well as if you have earned the credit by displaying a under the Earned field, you will also see what type of credit is listed, such as a course , event , accredited activity , etc.

For Accredited Activity if you would like to request credit, simply click on the "Request Credit" link. This will provide you with specific information how to "request credit" if you have already completed this activity. (See section 2.7 Request Credit)

2.6 - View My WINGS Credit History

You can quickly view your WINGS credit history from the My WINGS page as displayed above, if you however would like to see a full historical view, simply click on the "View My WINGS Credit History" found on the right hand side and you will see a full history.

Below is an example of what a history might look like. As you can see you have listed out what if any credits you have recently requested, a list of approved WINGS credits, any rejected credits and at the top a "Print Friendly Version" of your history.

EXAMPLE

WINGS - Pilot Proficiency Program Credit History

[PRINT-FRIENDLY VERSION](#)

Requested WINGS - Pilot Proficiency Program Credits

Credit Title	Completed	Requested	Value	Credit Applicability
AMEL-Navigation, Air Work, Airport Operations 1-FAASTEAM-W-070405-F-002-03	1/1/2007	4/12/2007	1.00	F E B

Approved WINGS - Pilot Proficiency Program Credits

Credit Title	Completed	Expires	Value	Credit Applicability
ASES-Slow Flight, Stalls, Navigation 1-FAASTEAM-W-070405-F-002-95	4/29/2006	4/29/2007	1.00	F E A
AMEL-Navigation, Air Work, Airport Operations 1-FAASTEAM-W-070405-F-002-03	6/15/2006	6/15/2007	1.00	F E B
ASES-Air Work and Emergencies 1-FAASTEAM-W-070405-F-002-97	9/12/2006	9/12/2007	1.00	F E A
ASES-Takeoffs, Landings, Go-arounds 1-FAASTEAM-W-070405-F-002-96	1/1/2007	1/1/2008	1.00	F R A
Test Course	4/25/2007	4/25/2008	0.00	K R B1
PILOT/CFI WORKSHOP EA1110322	4/25/2007	4/25/2008	1.00	K E B

Rejected WINGS - Pilot Proficiency Program Credits

Credit Title	Completed	Requested	Value	Credit Applicability
AMEL-Takeoffs, Landings, Basic Instruments 1-FAASTEAM-W-070405-F-002-01	4/11/2007	4/12/2007	1.00	F R B1

Expired WINGS - Pilot Proficiency Program Credits

No expired credits found

R Required **E** Elective **F** Flight **K** Knowledge **B** Basic **B1** Basic 1 **B2** Basic 2 **A** Advanced **M** Master

[Click Here for WINGS - Pilot Proficiency Program Help](#)

2.7 - Request Credit

After completing an activity you need to request that a CFI, FPM, or Representative approves your activity. *Note that course credit will be added after successfully completing the course, and event credit will be added after the event has been closed. Both of these will be automatically credited to your program.

To request credit, simply click on the "Request Credit" link and enter the date of the activity by clicking on the date icon and correctly selecting the date, then add the email address of the individual that can approve the credit, there is a directory search you can use to locate the individual if you do not know their email address. As well if you have requested credit in the past recent individuals that you have requested approve your credit will be listed, you can simply click on their email address and it will be automatically added to the Email Address filed.

After you complete the fields, simply click on the Submit button and an email will be sent to the individual you selected to view and approve your activity. As soon as that individual approves your activity, your WINGS credit will be added to your progress.

The below screen shows you what information needs to be added.

EXAMPLE

Credit request for
AMEL-Navigation, Air Work, Airport Operations
 Accredited Activity Number: 1-FAASTEAM-W-070405-F-002-03
 ([click to view credit details](#))

CREDIT APPLICABILITY
F E B
 credit value is **1.00** credits

Date Activity Requirements Completed (mm/dd/yyyy)
 04/02/2007

Email Address of CFI/Rep/FPM
 ihlstripes@hotmail.com

You may use the tool below to help you locate the email address of your CFI, Representative, or FPM. Simply click the email addresses desired and press the **Submit** button on this page.

Recent Users	Search Directory
ihlstripes@hotmail.com	McKenna, James
jimbo@faasafety.gov	McKenna, Jimbo

2.8 - Downloading Certificate

After you have successfully completed a phase of WINGS, you will be able to download a certificate that you can print. Included is a wallet size certificate that you can carry with you.

Simply click on the "Download Certificate" link under your Current Wings Phase box located on the right hand side of your screen.

EXAMPLE

Your WINGS - Pilot Proficiency Program Progress

WINGS - Pilot Proficiency Program - BASIC	
KNOWLEDGE	FLIGHT
KIRB1 - 1.00 req'd <input type="checkbox"/> Runway ... 1.00	FRB1 - 1.00 req'd <input type="checkbox"/> ASEL-Takeoffs, ... 1.00
KIRB2 - 1.00 req'd <input type="checkbox"/> RI Presentation 1.00	FRB2 - 1.00 req'd <input type="checkbox"/> AMEL-In-flight, ... 1.00
KIEB1 - 1.00 req'd <input type="checkbox"/> Glens Falls ... 0.50 ATN/ESP ... 0.25 Sport Aviation ... 0.75	FEB1 - 1.00 req'd <input type="checkbox"/> AMEL-Takeoffs, ... 1.00

WINGS - Pilot Proficiency Program - ADVANCED	
KNOWLEDGE	FLIGHT
KIRA - 1.00 req'd <input type="checkbox"/>	FIRA - 1.00 req'd <input type="checkbox"/> RH-Performance, ... 1.00
KIEA - 2.00 req'd <input type="checkbox"/>	FEA - 2.00 req'd <input type="checkbox"/> RH-Takeoffs, ... 1.00

WINGS - Pilot Proficiency Program - MASTER	
KNOWLEDGE	FLIGHT
KIRM - 1.00 req'd <input type="checkbox"/> 2006 Wright ... 1.00	FIRM - 1.00 req'd <input type="checkbox"/>
KIEM - 2.00 req'd <input type="checkbox"/> ATN/ESP ... 1.00	FIEM - 2.00 req'd <input type="checkbox"/>

Current WINGS Phase

Basic

[Download Certificate](#)

Flight Review Date

Expires:

4/30/2009

Effective: 4/25/2007
Based on <WINGS phase>

[WINGS - Pilot Proficiency Program Credit Search](#)

[View My WINGS Credit History](#)

[Request Credit Validation for Completed Activities](#)

[Allow External WINGS Credit Review](#)
Such as your insurance company

[My WINGS Pilot Profile](#)

*Note, if you have not completed a WINGS phase, the box will appear as n/a and you do not have a certificate to download:

Your WINGS - Pilot Proficiency Program Progress

WINGS - Pilot Proficiency Program - BASIC		Current WINGS Phase
KNOWLEDGE	FLIGHT	n/a
KIRBI - 1.00 req'd	FIRBI - 1.00 req'd	
Test Course		

2.9 - Allow External WINGS Credit Review

We recognize you may want to allow others to verify your participation in the WINGS - Pilot Proficiency Program. Perhaps, your insurance company wants to know how and when you obtained your flight review or the club or FBO where you rent an aircraft requires that you have and maintain at least the Basic phase of WINGS - Pilot Proficiency Program to rent from them.

This page provides you with a way to send information to whomever you desire. It also allows that person to review your current WINGS credit history. Simply enter the email address of the person you desire to review your information and any reference number that will help them identify you i.e. your insurance policy number or club membership number. Then select if you want to send a link to view the transcript or you can also select to send the entire transcript. That person will then receive an email with a link that will allow them access to only your WINGS - Pilot Proficiency Program credit activity history for only 24 hours after first clicking on the link.

Email

Reference Number

Send a link to FAASafety.gov for viewing current transcript
 Send entire current transcript

After click on the Preview button, you will then be provided with a page that you can preview before sending, you also have the option of printing this page for your records or canceling the review.

EXAMPLE

The following email will be sent to the address you specify:

You have been granted access to the WINGS - Pilot Proficiency Program data for **Jimmie Mac**.

Reference Number: 123

Current WINGS - Pilot Proficiency Program Phase: n/a

Flight Review Date: N/A

Access will be granted for **24 hours** after your first visit. Click the link below to view.

http://beta.faasafety.gov/WINGS/pub/wings_summary.aspx?dta=6d1c225c1ba546e98ee6d5e0483b8175

Transcript:

Event: FAA Forums at Sun 'n Fun - Live Broadcast
Select number: NR0011903
Completed: 4/25/2007

Event: PILOT/CFI WORKSHOP
Select number: EA1110322
Completed: 4/25/2007

Event: Glens Falls Pilot Association Winter Wings Seminar
Select number: NE0512677
Completed: 4/25/2007

Event: Runway Incursion Seminar
Select number: EA0912448
Completed: 4/25/2007

Event: Aviation Weather for General Aviation Pilots in South Texas
Select number: SW1712252
Completed: 4/25/2007

Section 3 - WINGS Administration


3.1 - WINGS Credit Validation

WINGS administrators such as FPM's, Representatives, and CFI's will have the ability to validate credit for airmen who have completed any WINGS - Pilot Proficiency Program activity and who requested of you. It is important for you to realize that you are not necessarily saying that you flew or conducted this training with the requesting airmen. You are saying that you have seen and can verify that this person provided you with logbook endorsements or other suitable evidence that they have completed the training as indicated.

To access the WINGS Credit Validation page, simply click on the WINGS Administration link located on the left hand side of the navigation. (*Only users with the correct permission will have the link as shown below)


If you have airmen that have requested that you validate their credit, you will have the ability to "Approve or reject their credit. In addition if you have approved any credits in the past they will be listed out as well as show below:

Accredited Activity Credits to Approve

Credit Title	Completed	Requested	Requester	
 The Art of Aeronautical Decision Making 1-FAASTEAM-W-070117-K-002-01	5/1/2007	5/2/2007	Jimmie Mac	Approve/Reject Credit

For your information, below are credits which you have approved within the past 2 years.

Previously Approved Accredited Activity Credits

Credit Title	Completed	Requested	Requester	Approved
 RI Presentation 100	4/2/2007	4/27/2007	Jimmy McCloud	4/27/2007

To approve a credit, simply click on the "Approve/Reject Credit" link. Then review the information and click to "Approve" or "Reject". If you choose to "Approve", select Approve and then click on "Submit", at that point the credit will be added to the airman's. If you choose to Reject the credit, select "Reject" and then complete the text box with the reason you are rejecting the credit and click on "Submit"

Approve

Credit Approval Request Validation

Credit Title: [The Art of Aeronautical Decision Making](#)
Credit Number: 1-FAASTEAM-W-070117-K-002-01
Requester: Jimmie Mac
Completed Date: 5/1/2007
Requested Date: 5/2/2007
Credit Value:

CREDIT APPLICABILITY		
		
credit value is 1.00 credits		

Your Action

Approve Reject

[Submit](#)

[Cancel](#)

Reject

Credit Approval Request Validation

Credit Title: [The Art of Aeronautical Decision Making](#)
Credit Number: 1-FAASTEAM-W-070117-K-002-01
Requester: Jimmie Mac
Completed Date: 5/1/2007
Requested Date: 5/2/2007
Credit Value:

CREDIT APPLICABILITY		
K	R	B1
credit value is 1.00 credits		

Your Action

Approve Reject

Reason for rejection:

Submit

Cancel

Section 4 - Need Additional Help?

FAASafety.gov is always looking for ways to improve the services we provide to our users. Based on feedback from users we will be making additions and changes to FAASafety.gov as well as improving the WINGS program. If you have any questions or comments please direct those to your local FAASafety Representative and they will be more than happy to help you.