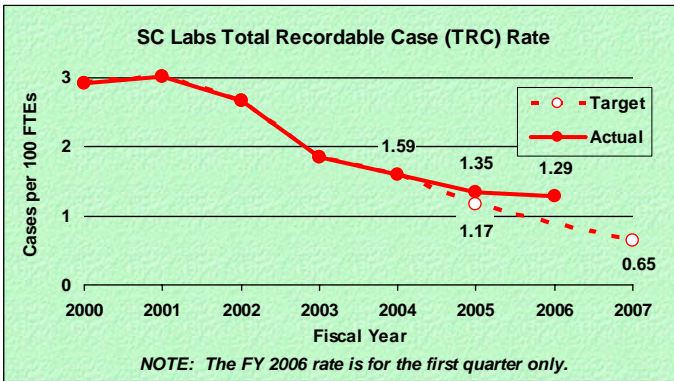


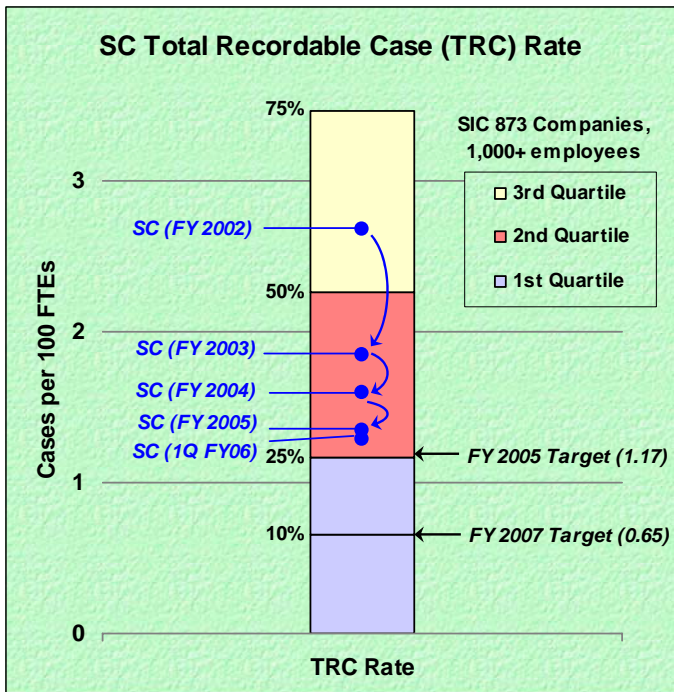
Office of Science Injury Rate Reduction Performance through December 2005

Total Recordable Case (TRC) Rate

- The SC TRC rate for 1Q06 (Oct-Dec 2005) was 1.29, a 5 percent decrease from the FY05 rate.
- The SC goal is to achieve a TRC rate of 0.65 in FY 2007.

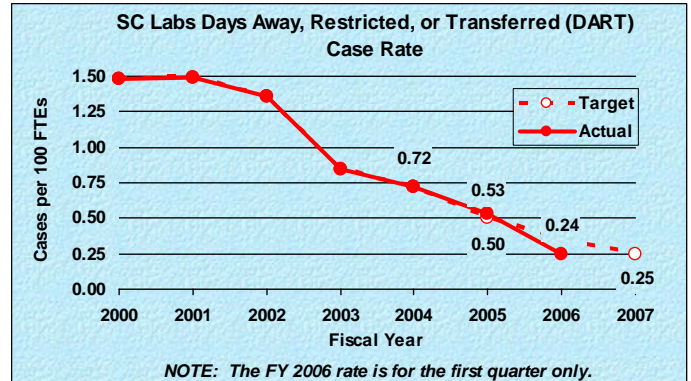


- The SC TRC rate of 1.29 for 1Q06 (Oct-Dec 2005) is 98 percent above the FY 2007 goal of 0.65.

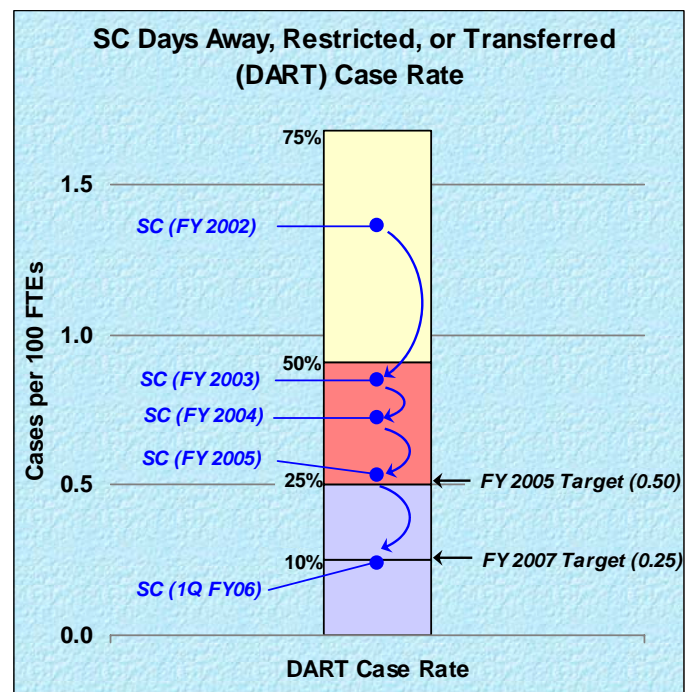


Days Away, Restricted, or Transferred (DART) Case Rate

- The SC DART rate for 1Q06 (Oct-Dec 2005) was 0.24, a 55 percent decrease from the FY05 rate.
- The SC goal is to achieve a DART rate of 0.25 in FY 2007.



- The SC DART rate of 0.24 for 1Q06 (Oct-Dec 2005) is 4 percent below the FY 2007 goal of 0.25.



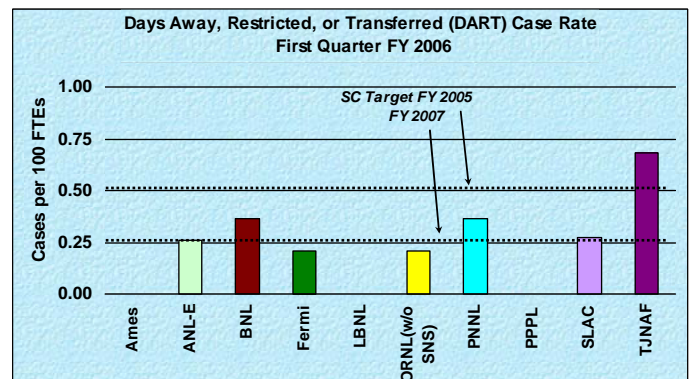
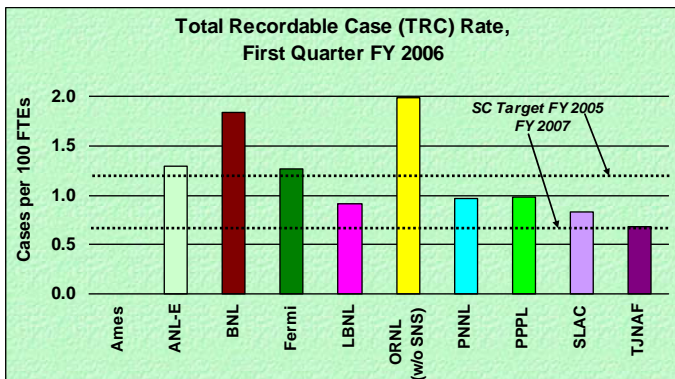
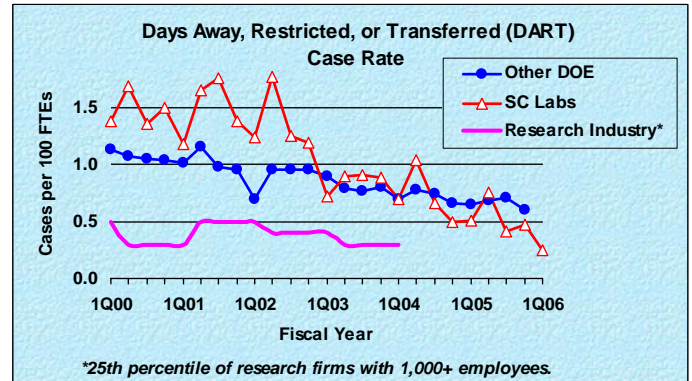
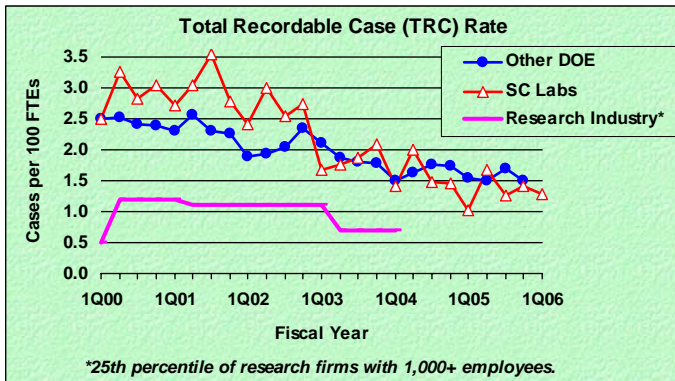
Office of Science Injury Rate Reduction Performance through December 2005, continued

Total Recordable Case (TRC) Rate

- The SC TRC rate for 1Q06 (Oct-Dec 2005) was 1.29, a 9 percent decrease from the 4Q05 (July-Sept 2005) rate of 1.41.

Days Away, Restricted, or Transferred (DART) Case Rate

- The SC DART rate for 1Q06 (Oct-Dec 2005) was 0.24, a 49 percent decrease from the 4Q05 (July-Sept 2005) rate of 0.47.



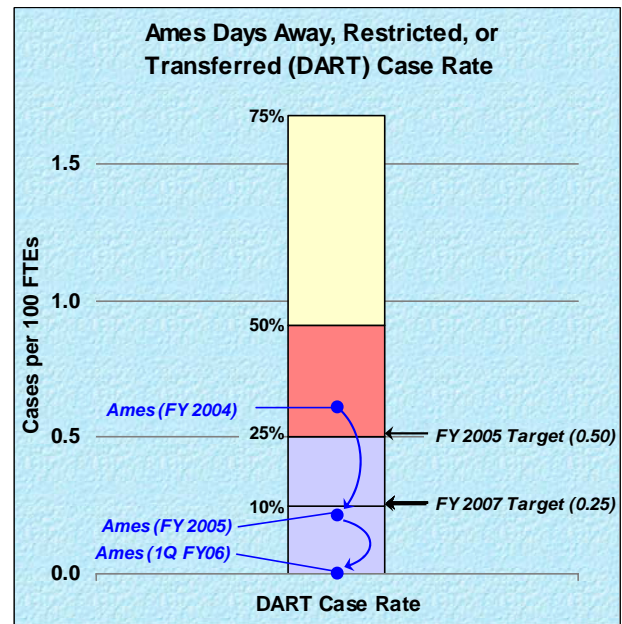
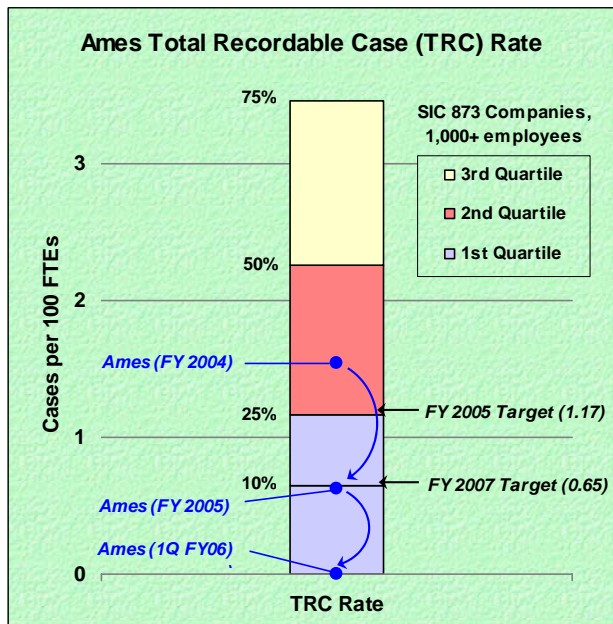
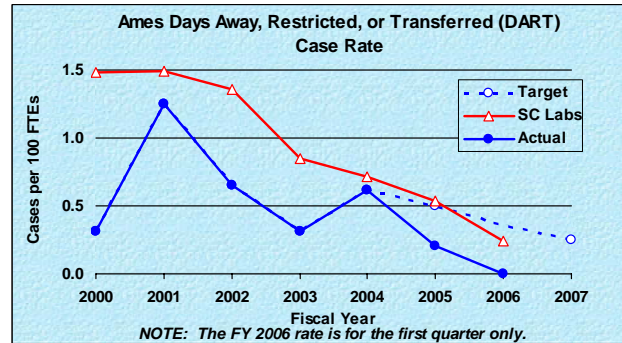
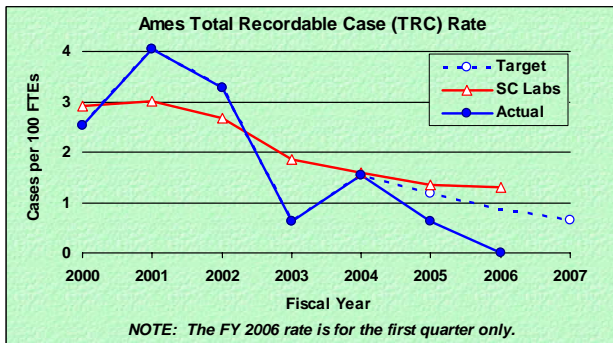
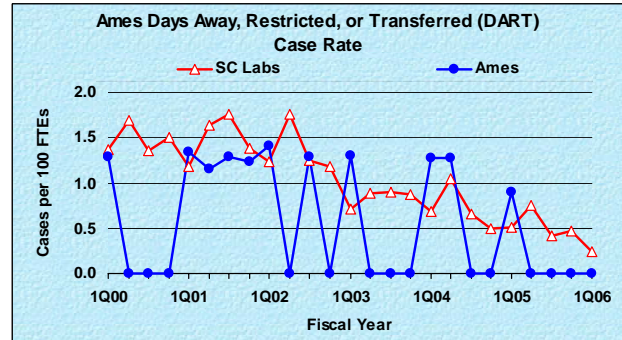
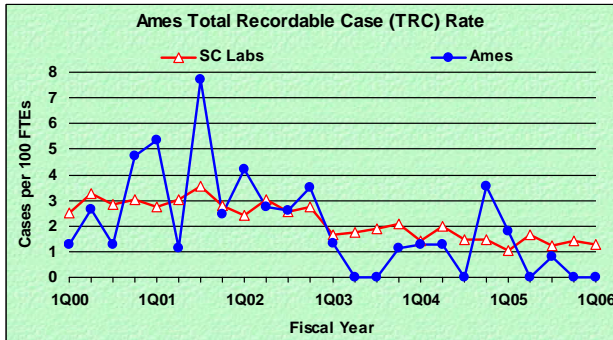
Ames Laboratory Performance through December 2005

Total Recordable Case (TRC) Rate

- Ames' TRC rate for 1Q06 (Oct-Dec 2005) was 0.00.
- Ames had zero TRC cases in 1Q06 (Oct-Dec 2005).
- The TRC FY07 target rate of 0.65 is the equivalent of three TRC cases for Ames.

Days Away, Restricted, or Transferred (DART) Case Rate

- Ames' DART rate for 1Q06 (Oct-Dec 2005) was 0.00.
- Ames had zero DART cases in 1Q06 (Oct-Dec 2005).
- The DART FY07 target rate of 0.25 is the equivalent of one DART case for Ames.



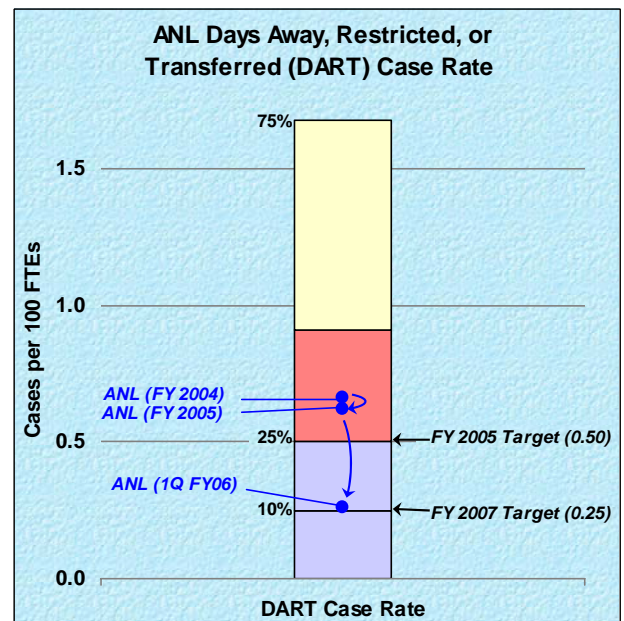
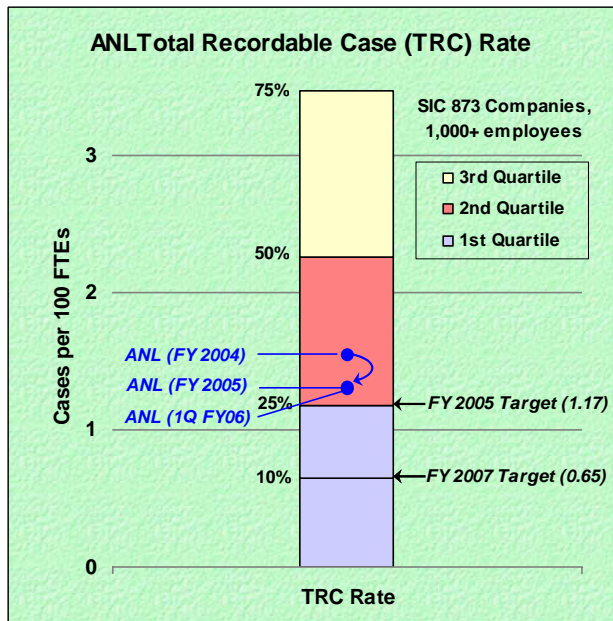
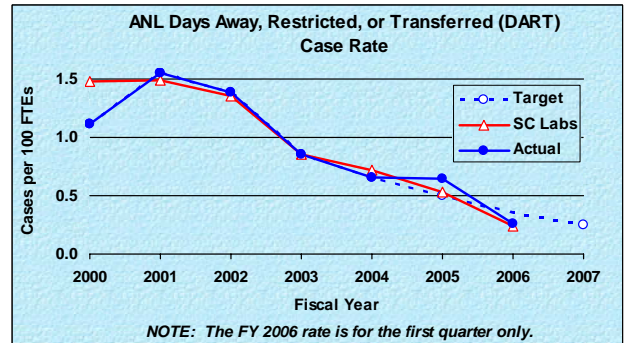
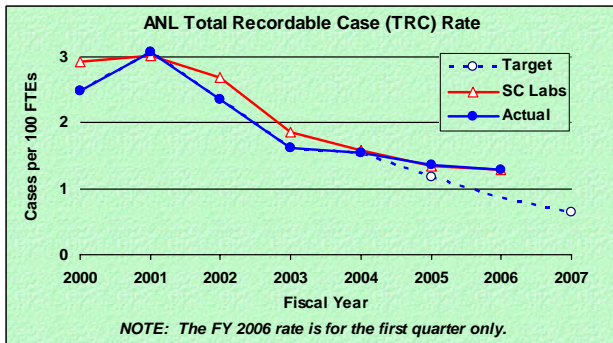
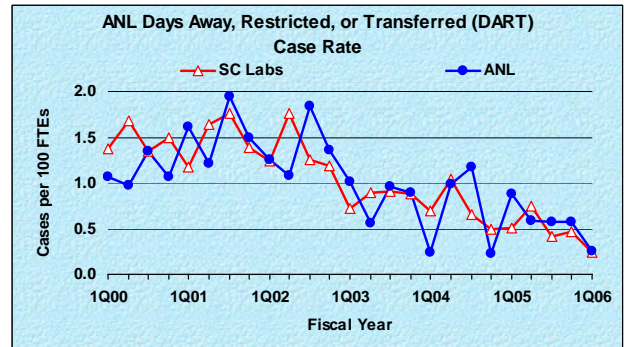
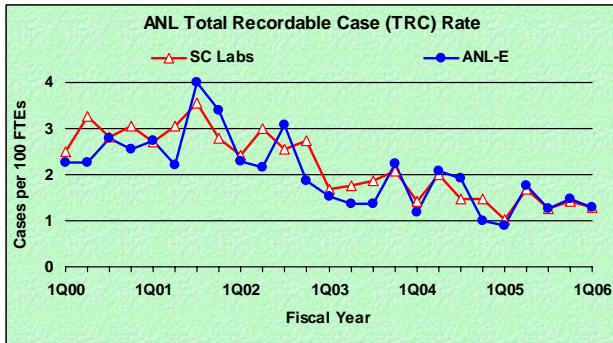
Argonne National Laboratory Performance through December 2005

Total Recordable Case (TRC) Rate

- ANL's TRC rate for 1Q06 (Oct-Dec 2005) was 1.29.
- ANL had 10 TRC cases in 1Q06 (Oct-Dec 2005).
- The TRC FY07 target rate of 0.65 is the equivalent of 22 TRC cases for ANL.

Days Away, Restricted, or Transferred (DART) Case Rate

- ANL's DART rate for 1Q06 (Oct-Dec 2005) was 0.26.
- ANL had two DART cases in 1Q06 (Oct-Dec 2005).
- The DART FY07 target rate of 0.25 is the equivalent of nine DART cases for ANL.



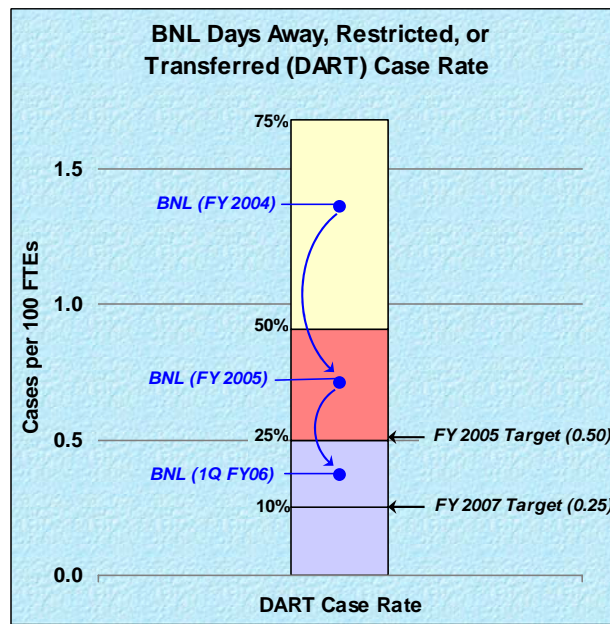
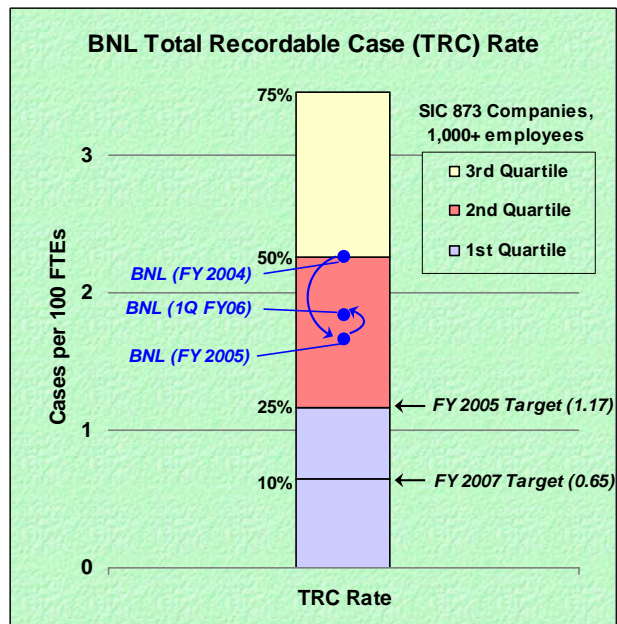
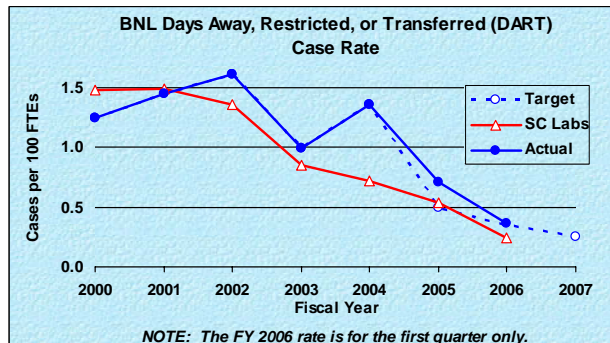
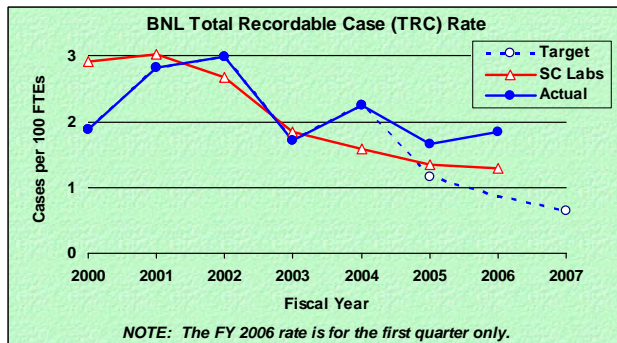
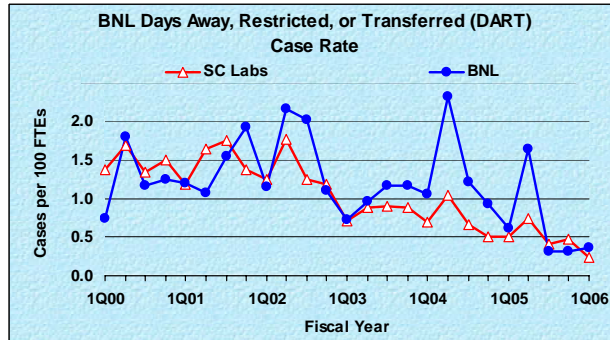
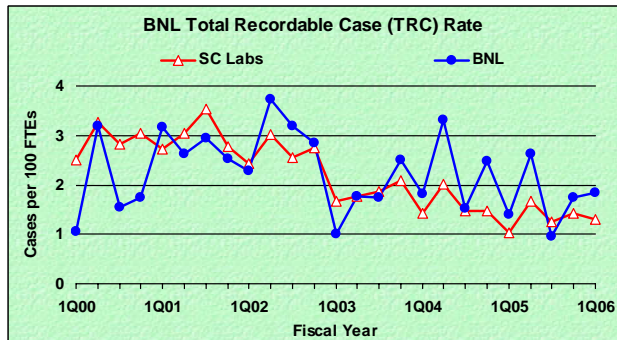
Brookhaven National Laboratory Performance through December 2005

Total Recordable Case (TRC) Rate

- BNL's TRC rate for 1Q06 (Oct-Dec 2005) was 1.84.
- BNL had 10 cases in 1Q06 (Oct-Dec 2005).
- The TRC FY07 target rate of 0.65 is the equivalent of 16 TRC cases for BNL.

Days Away, Restricted, or Transferred (DART) Case Rate

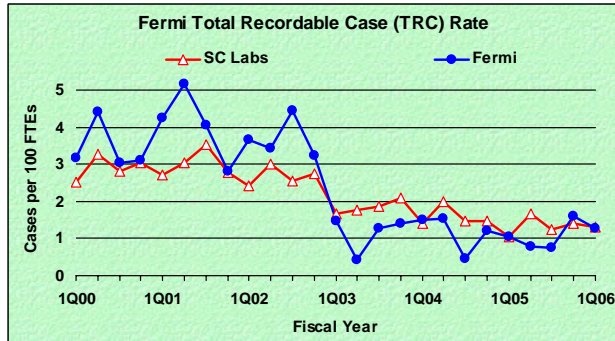
- BNL's DART rate for 1Q06 (Oct-Dec 2005) was 0.37.
- BNL had two cases in 1Q06 (Oct-Dec 2005).
- The DART FY07 target rate of 0.25 is the equivalent of 6 DART cases for BNL.



Fermi National Accelerator Laboratory Performance through December 2005

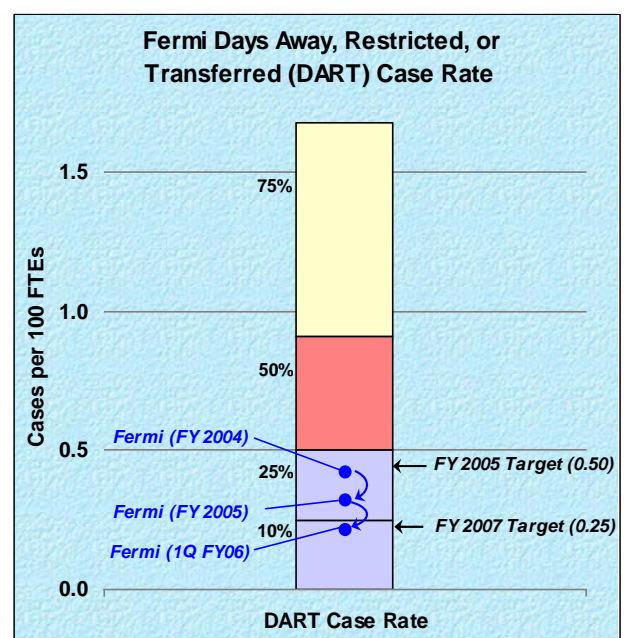
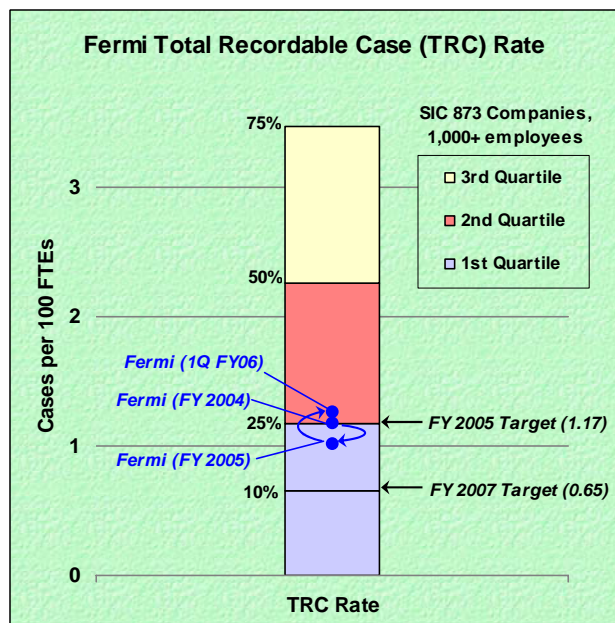
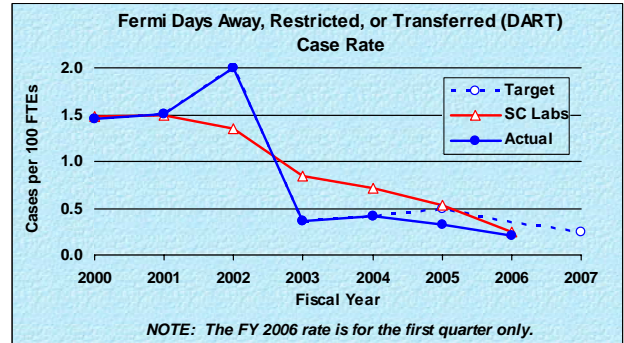
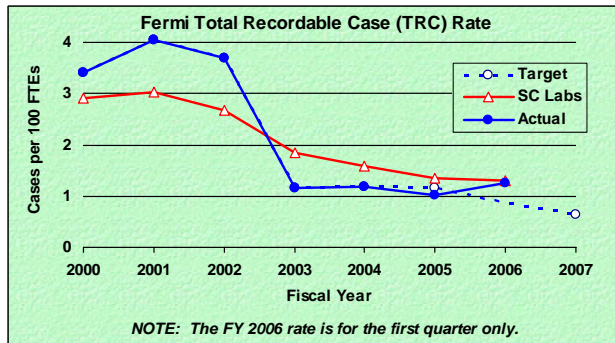
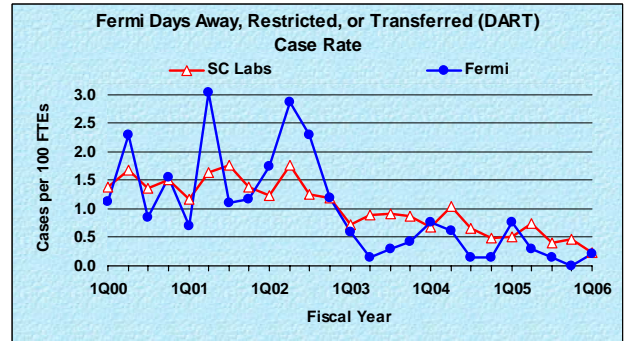
Total Recordable Case (TRC) Rate

- Fermilab's TRC rate for 1Q06 (Oct-Dec 2005) was 1.26.
- Fermilab had six TRC cases in 1Q06 (Oct-Dec 2005).
- The TRC FY07 target rate of 0.65 is the equivalent of 13 TRC cases for Fermilab.



Days Away, Restricted, or Transferred (DART) Case Rate

- Fermilab's DART rate for 1Q06 (Oct-Dec 2005) was 0.21.
- Fermilab had one DART case in 1Q06 (Oct-Dec 2005).
- The DART FY07 target rate of 0.25 is the equivalent of five DART cases for Fermilab.



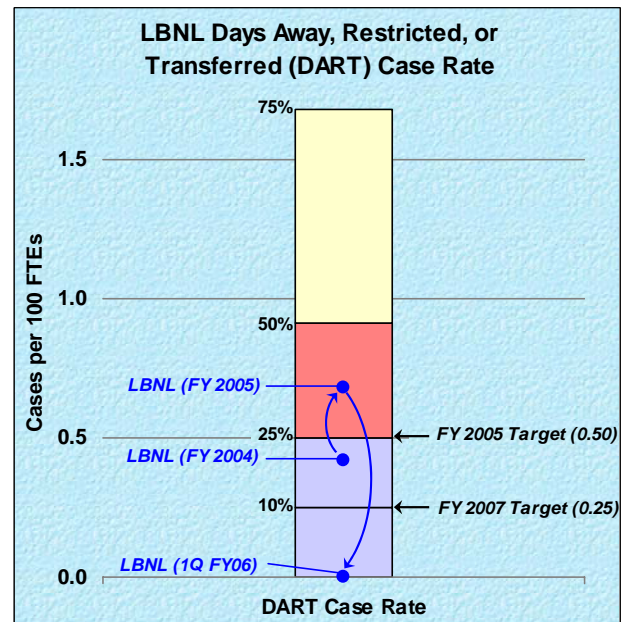
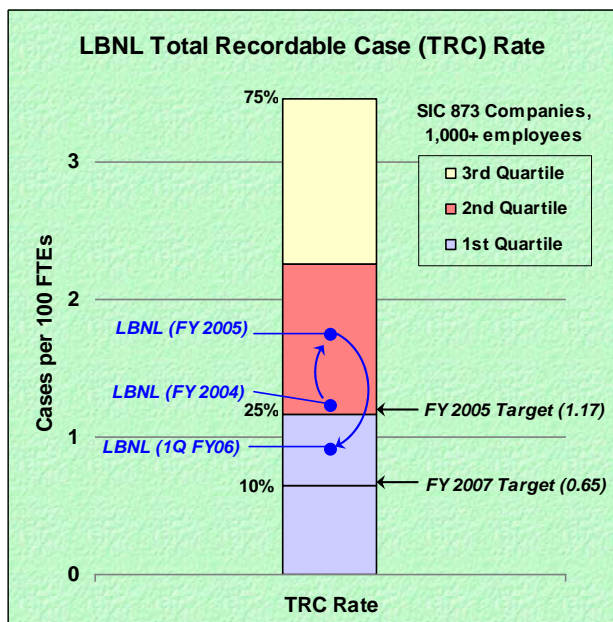
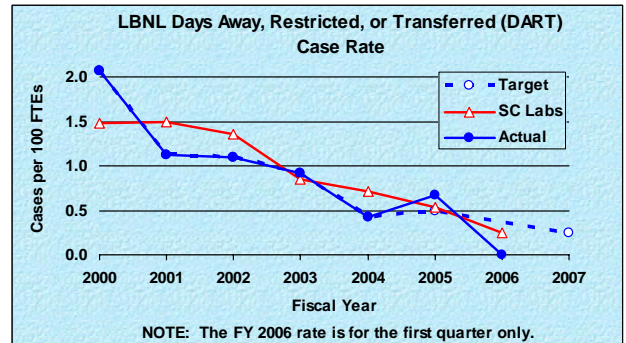
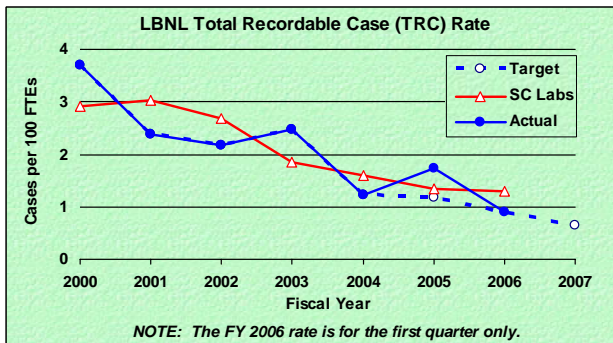
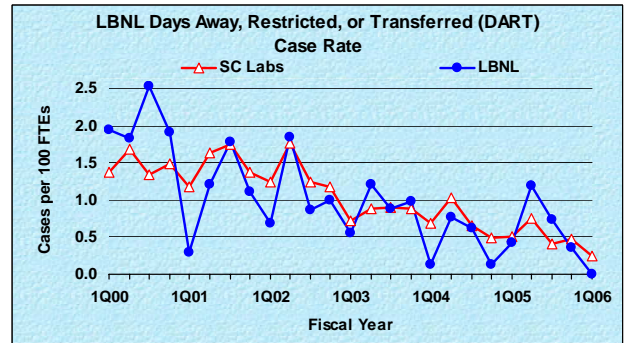
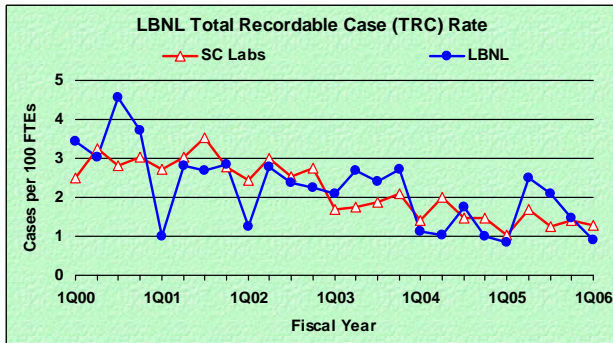
Lawrence Berkeley National Laboratory Performance through December 2005

Total Recordable Case (TRC) Rate

- LBNL's TRC rate for 1Q06 (Oct-Dec 2005) was 0.91.
- LBNL had six TRC cases in 1Q06 (Oct-Dec 2005).
- The TRC FY07 target rate of 0.65 is the equivalent of 20 TRC cases for LBNL.

Days Away, Restricted, or Transferred (DART) Case Rate

- LBNL's DART rate for 1Q06 (Oct-Dec 2005) was 0.00.
- LBNL had zero DART cases in 1Q06 (Oct-Dec 2005).
- The DART FY07 target rate of 0.25 is the equivalent of eight DART cases for LBNL.



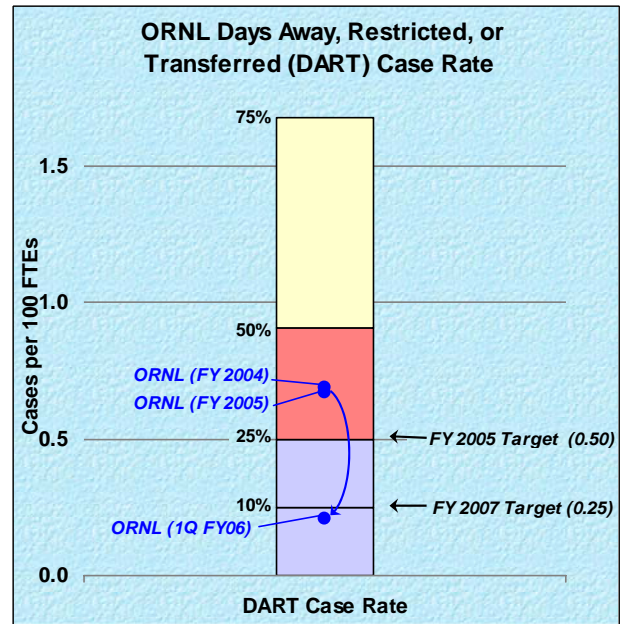
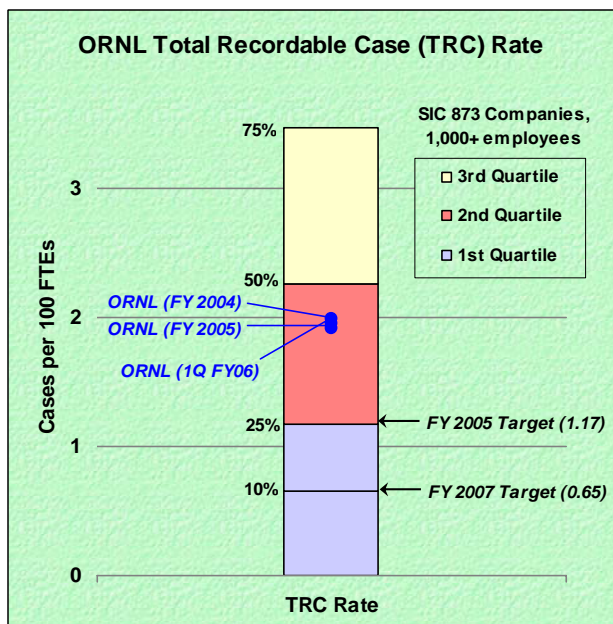
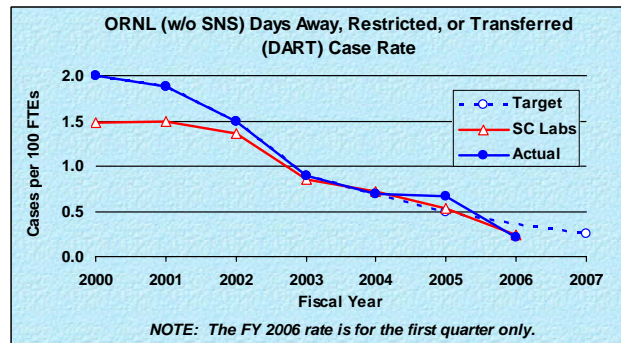
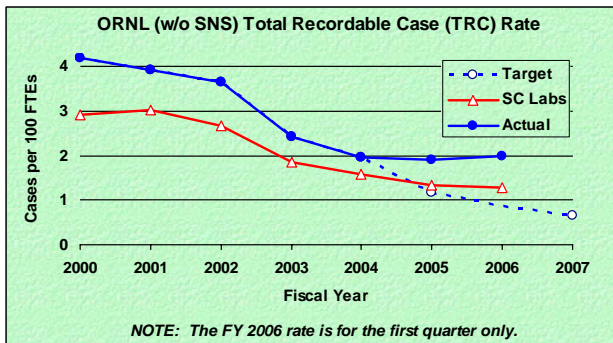
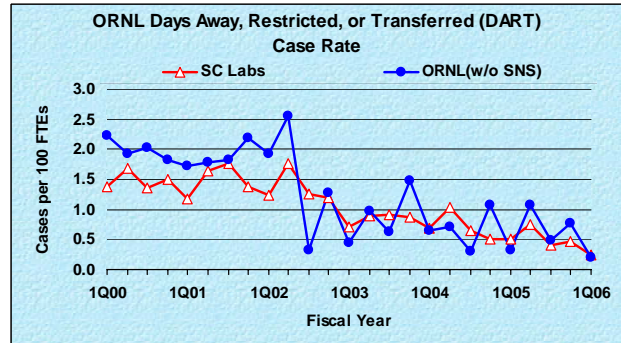
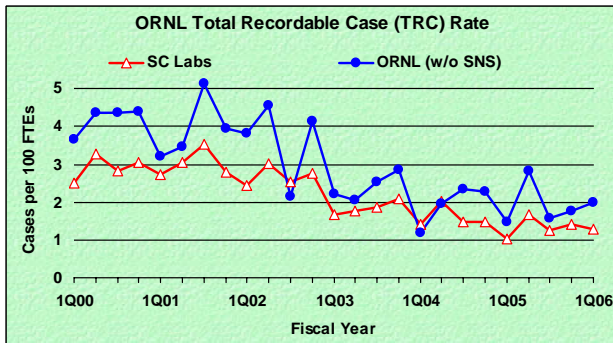
Oak Ridge National Laboratory Performance through December 2005

Total Recordable Case (TRC) Rate

- ORNL's TRC rate for 1Q06 (Oct-Dec 2005) was 1.98.
- ORNL had 19 TRC cases in 1Q06 (Oct-Dec 2005).
- The TRC FY07 target rate of 0.65 is the equivalent of 26 TRC cases for ORNL.

Days Away, Restricted, or Transferred (DART) Case Rate

- ORNL's DART rate for 1Q06 (Oct-Dec 2005) was 0.21.
- ORNL had two DART cases in 1Q06 (Oct-Dec 2005).
- The DART FY07 target rate of 0.25 is the equivalent of 10 DART cases for ORNL.



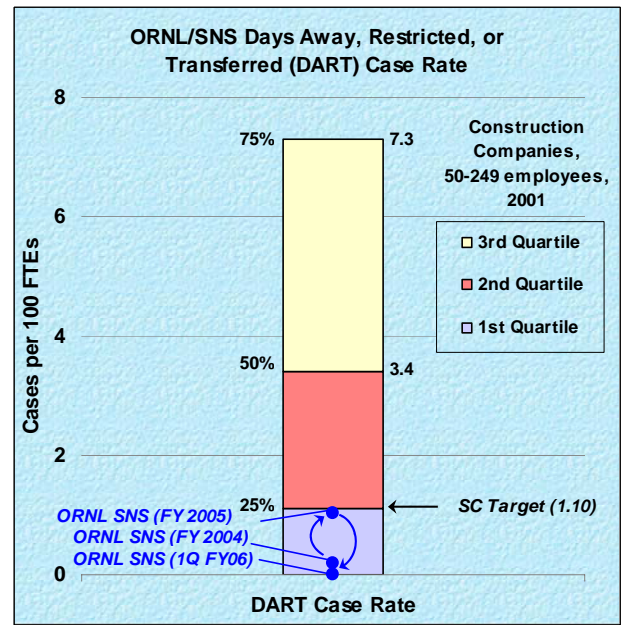
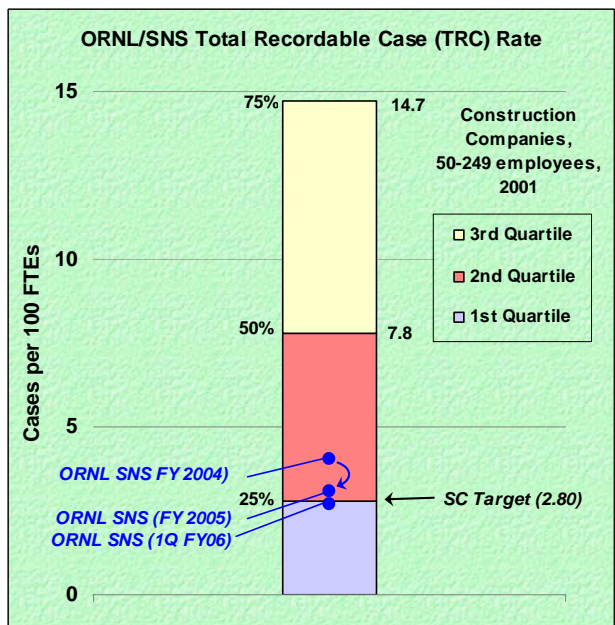
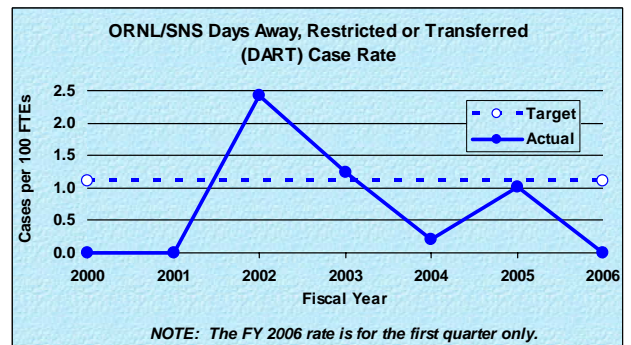
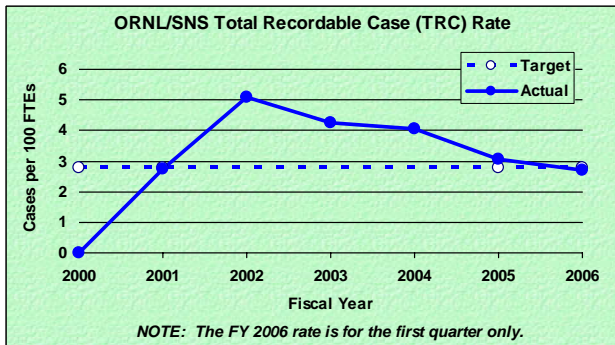
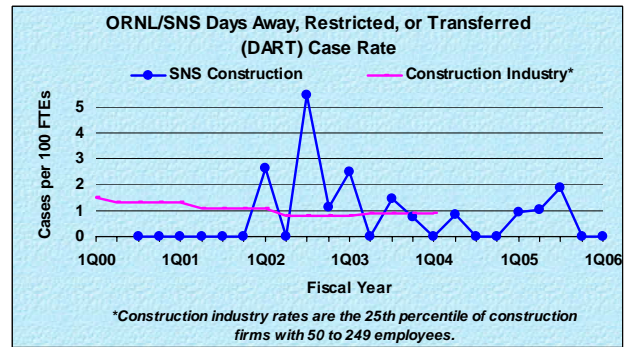
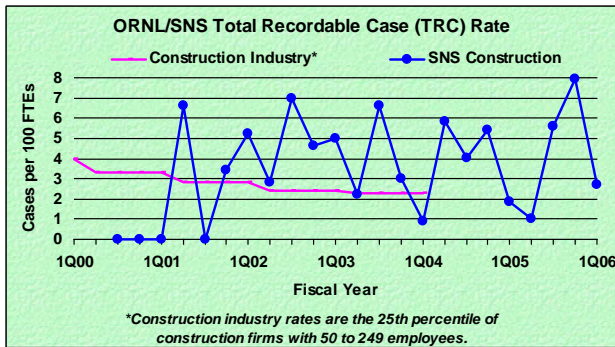
ORNL/Spallation Neutron Source Project Performance through December 2005

Total Recordable Case (TRC) Rate

- SNS' TRC rate for 1Q06 (Oct-Dec 2005) was 2.68.
- SNS had one TRC case in 1Q06.
- The TRC construction target rate is 2.80. The number of 'target' cases is not calculated due to near project completion.

Days Away, Restricted, or Transferred (DART) Case Rate

- SNS' DART rate for 1Q06 (Oct-Dec 2005) was 0.00.
- SNS had zero DART cases in 1Q06.
- The DART construction target rate is 1.10. The number of 'target' cases is not calculated due to near project completion.



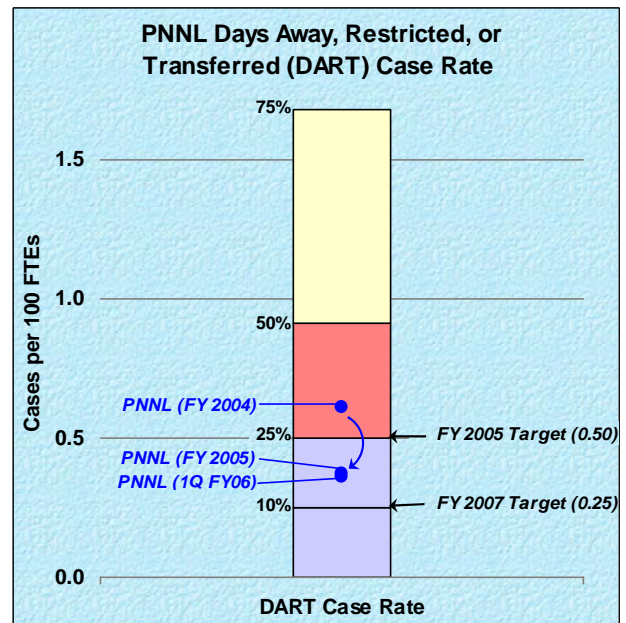
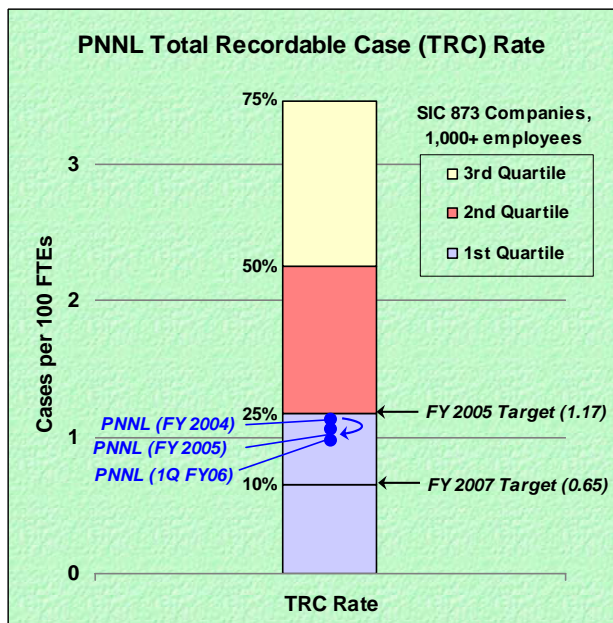
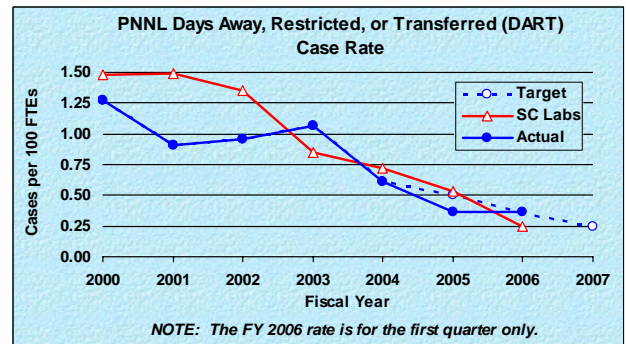
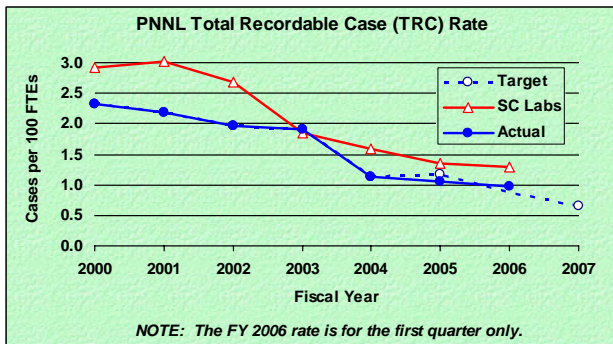
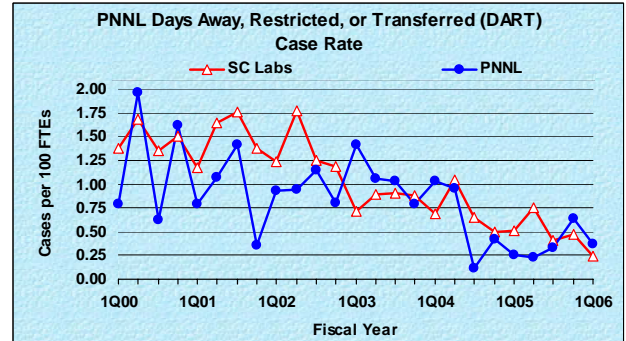
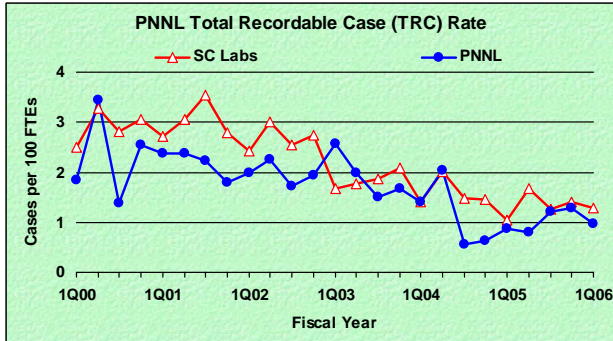
Pacific Northwest National Laboratory Performance through 2005

Total Recordable Case (TRC) Rate

- PNNL's TRC rate for 1Q06 (Oct-Dec 2005) was 0.97.
- PNNL had eight TRC cases in 1Q06 (Oct-Dec 2005).
- The TRC FY07 target rate of 0.65 is the equivalent of 23 TRC cases for PNNL.

Days Away, Restricted, or Transferred (DART) Case Rate

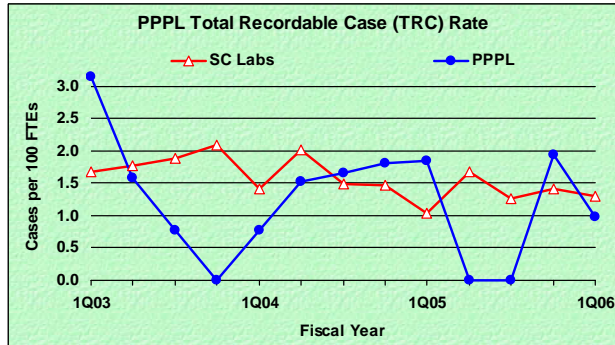
- PNNL's DART rate for 1Q06 (Oct-Dec 2005) was 0.36.
- PNNL had three DART cases in 1Q06 (Oct-Dec 2005).
- The DART FY07 target rate of 0.25 is the equivalent of nine DART cases for PNNL.



Princeton Plasma Physics Laboratory Performance through December 2005

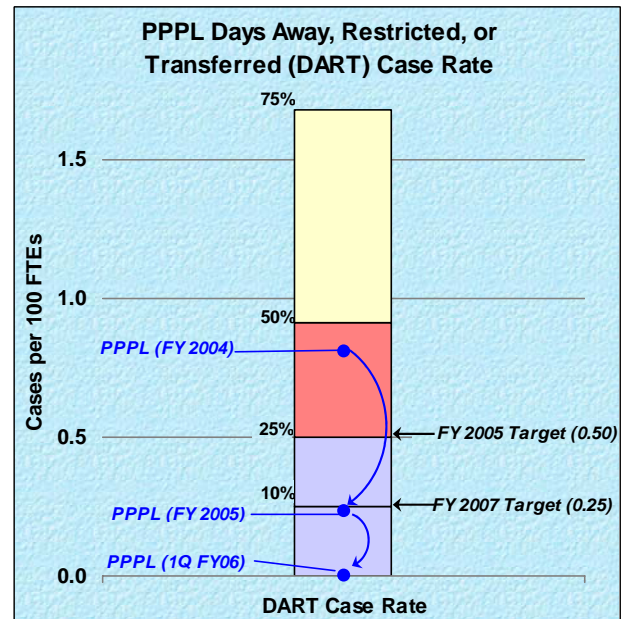
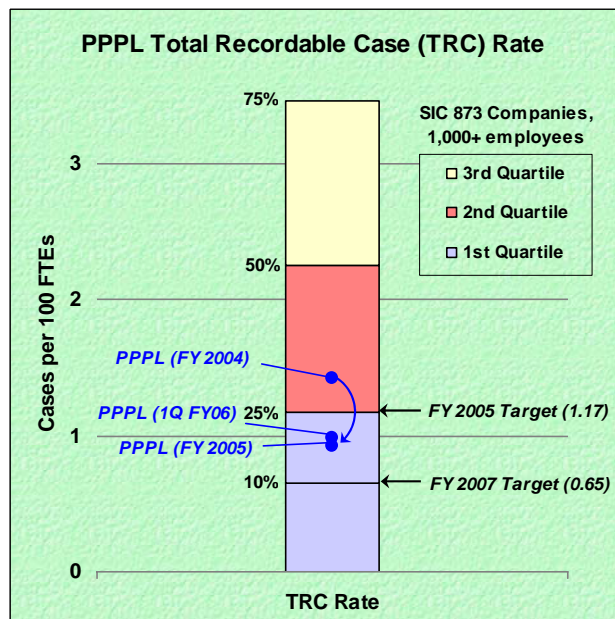
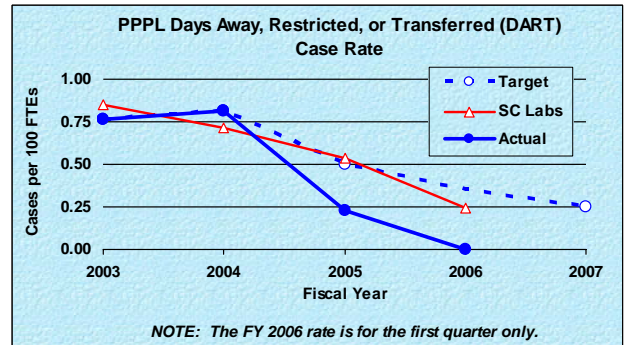
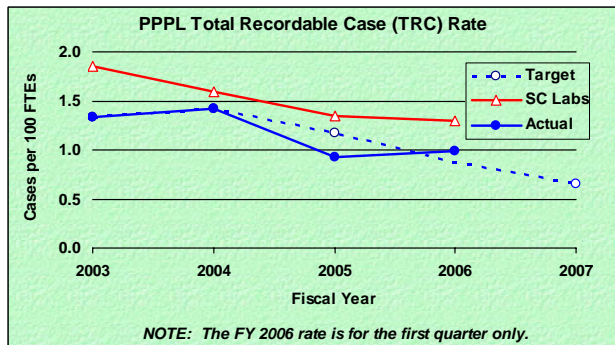
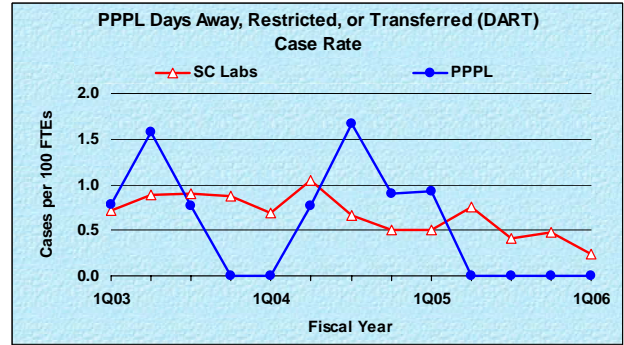
Total Recordable Case (TRC) Rate

- PPPL's TRC rate for 1Q06 (Oct-Dec 2005) was 0.98.
- PPPL had one TRC case in 1Q06 (Oct-Dec 2005).
- The TRC FY07 target rate of 0.65 is the equivalent of three cases for PPPL.



Days Away, Restricted, or Transferred (DART) Case Rate

- PPPL's DART rate for 1Q06 (Oct-Dec 2005) was 0.00.
- PPPL had zero DART cases in 1Q06 (Oct-Dec 2005).
- The DART FY07 target rate of 0.25 is the equivalent of one DART case for PPPL.



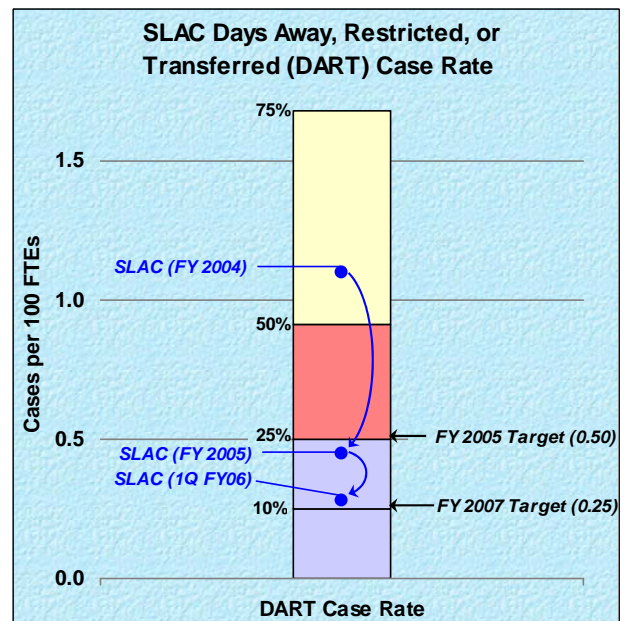
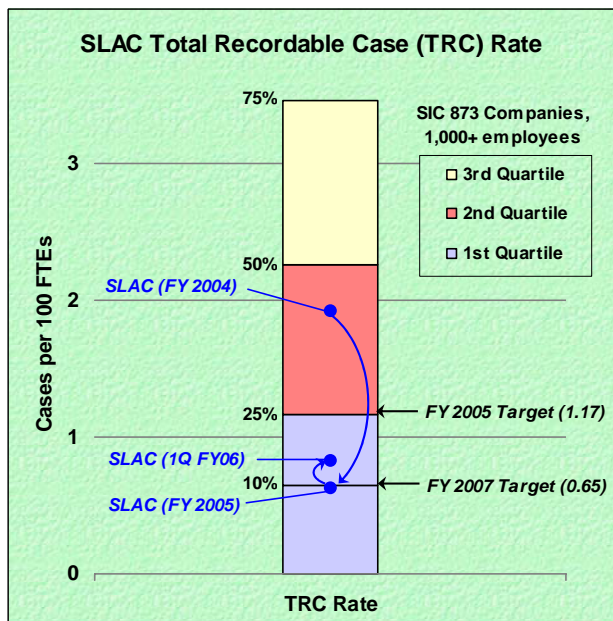
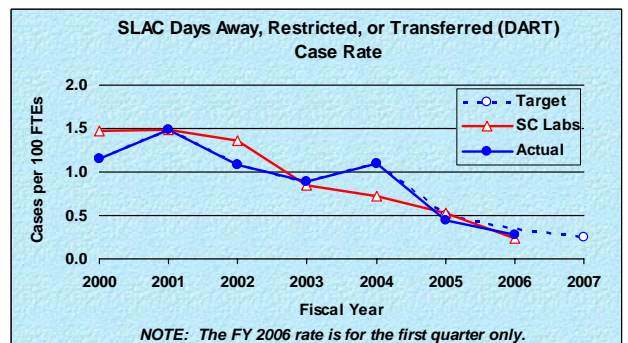
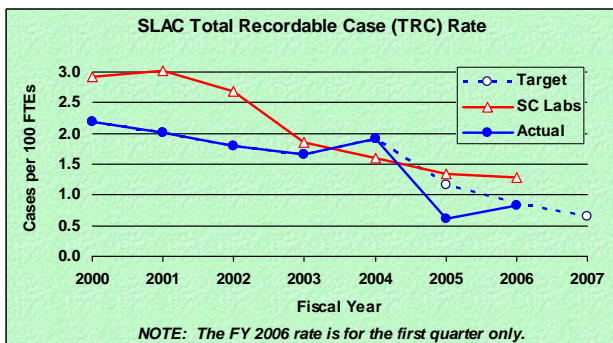
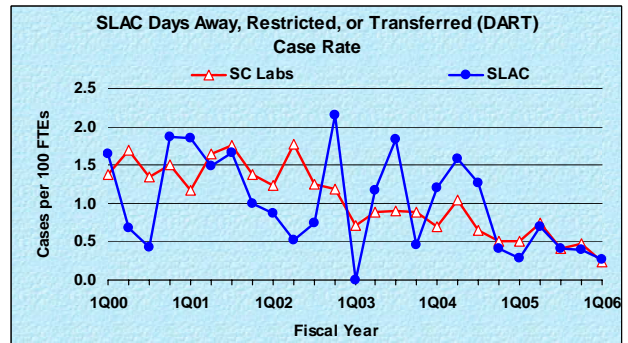
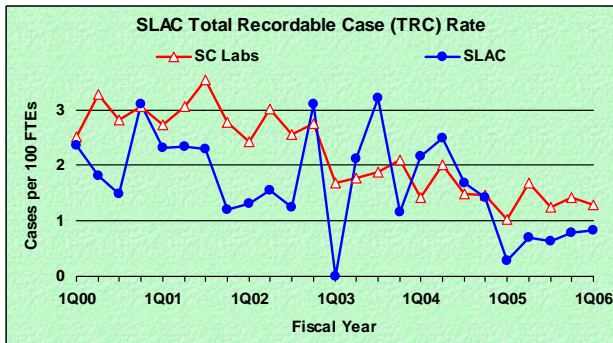
Stanford Linear Accelerator Center Performance through December 2005

Total Recordable Case (TRC) Rate

- SLAC's TRC rate for 1Q06 (Oct-Dec 2005) was 0.83.
- SLAC had three TRC cases in 1Q06 (Oct-Dec 2005).
- The TRC FY07 target rate of 0.65 is the equivalent of 11 TRC cases for SLAC.

Days Away, Restricted, or Transferred (DART) Case Rate

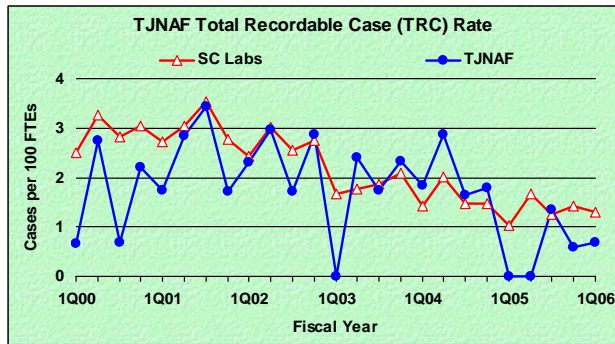
- SLAC's DART rate for 1Q06 (Oct-Dec 2005) was 0.28.
- SLAC had one DART case in 1Q06 (Oct-Dec 2005).
- The DART FY07 target rate of 0.25 is the equivalent of four DART cases for SLAC.



Thomas Jefferson National Accelerator Facility Performance through December 2005

Total Recordable Case (TRC) Rate

- TJNAF's TRC rate for 1Q06 (Oct-Dec 2005) was 0.68.
- TJNAF had one TRC case in 1Q06 (Oct-Dec 2005).
- The TRC FY07 target rate of 0.65 is the equivalent of five TRC cases for TJNAF.



Days Away, Restricted, or Transferred (DART) Case Rate

- TJNAF's DART rate for 1Q06 (Oct-Dec 2005) was 0.68.
- TJNAF had one DART case in 1Q06 (Oct-Dec 2005).
- The DART FY07 target rate of 0.25 is the equivalent of two DART cases for TJNAF.

