

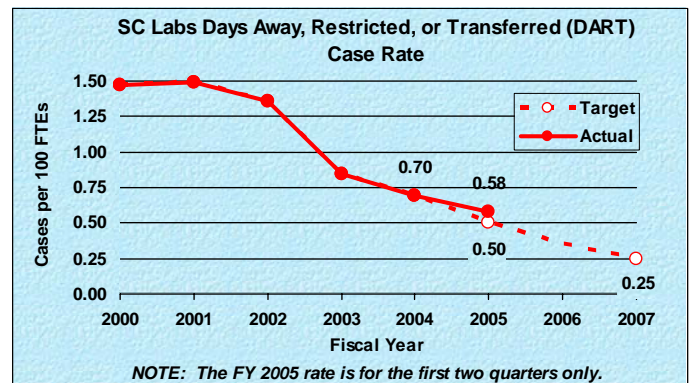
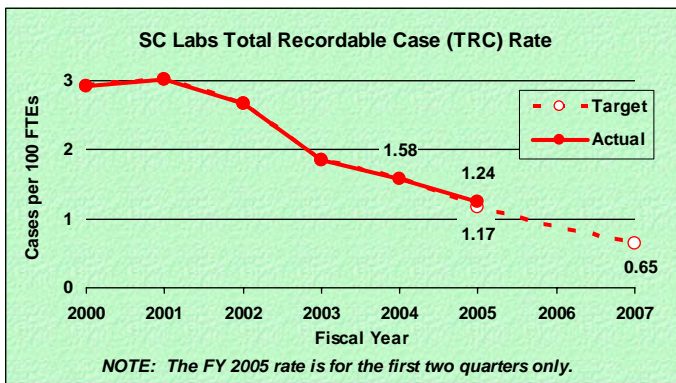
# Office of Science Injury Rate Reduction Performance through March 2005

## Total Recordable Case (TRC) Rate

- The SC TRC rate for the first two quarters of FY 2005 (Oct. 2004-Mar. 2005) was 1.24, a 22 percent decrease from the FY 2004 rate.
- The SC interim goal is to achieve a TRC rate of 1.17 in FY 2005.

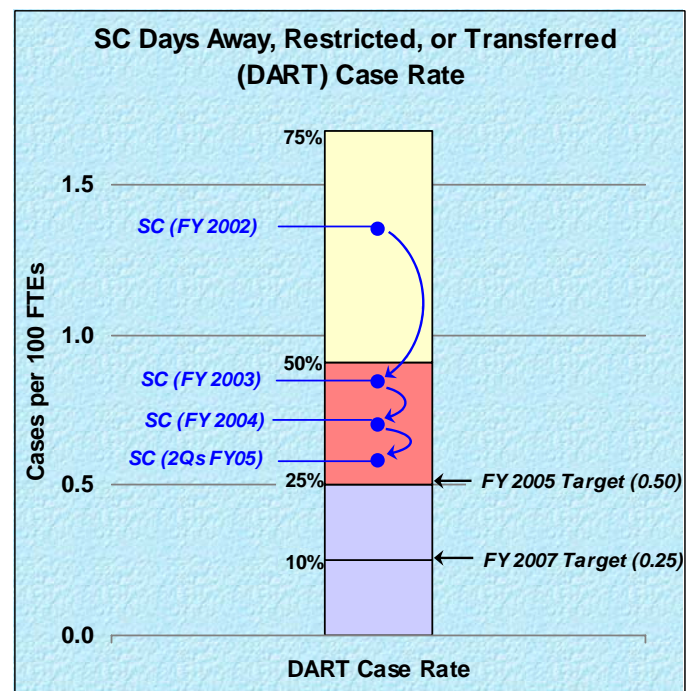
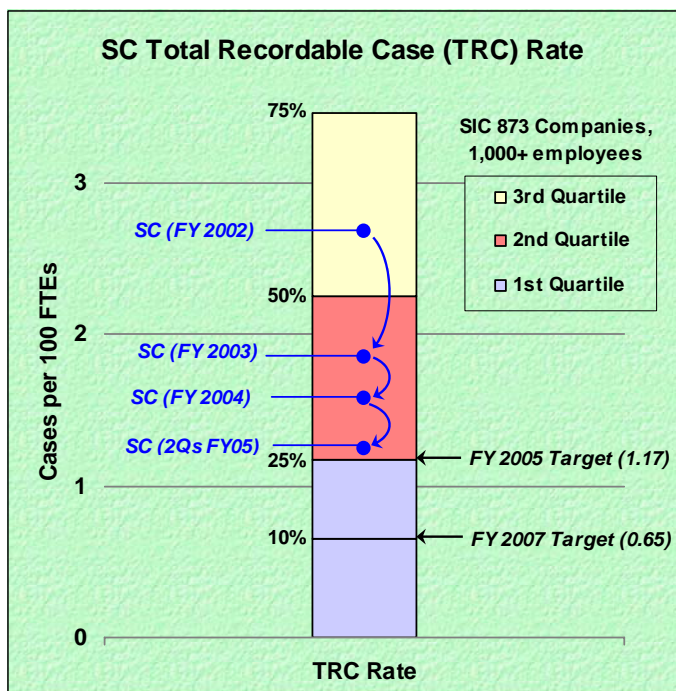
## Days Away, Restricted, or Transferred (DART) Case Rate

- The SC DART rate for the first two quarters of FY 2005 (Oct. 2004-Mar. 2005) was 0.58, a 17 percent decrease from the FY 2004 rate.
- The SC interim goal is to achieve a DART rate of 0.50 in FY 2005.



- The SC TRC rate of 1.24 for the first two quarters of FY 2005 (Oct. 2004-Mar. 2005) is 6 percent above the FY 2005 interim goal of 1.17.

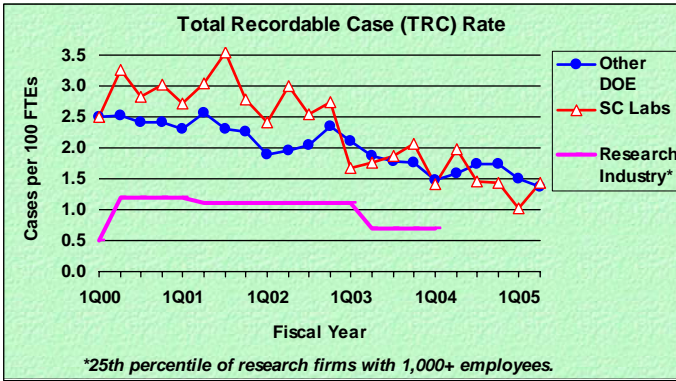
- The SC DART rate of 0.58 for the first two quarters of FY 2005 (Oct. 2004-Mar. 2005) is 16 percent above the FY 2005 interim goal of 0.50.



## Office of Science Injury Rate Reduction Performance through March 2005, continued

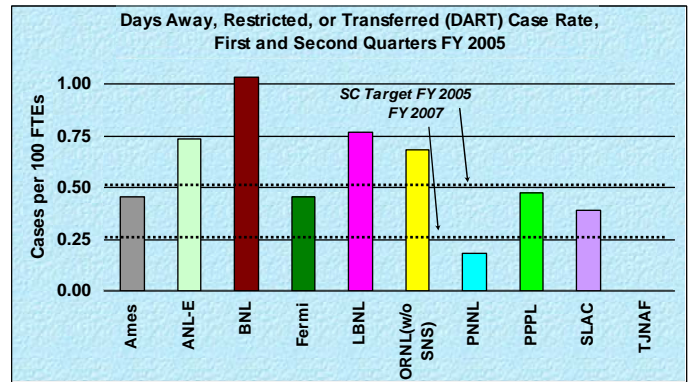
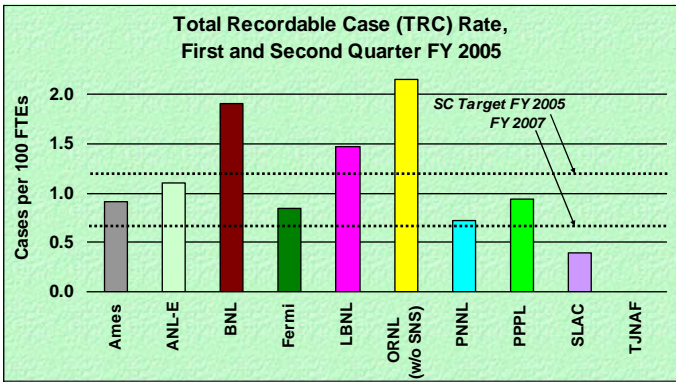
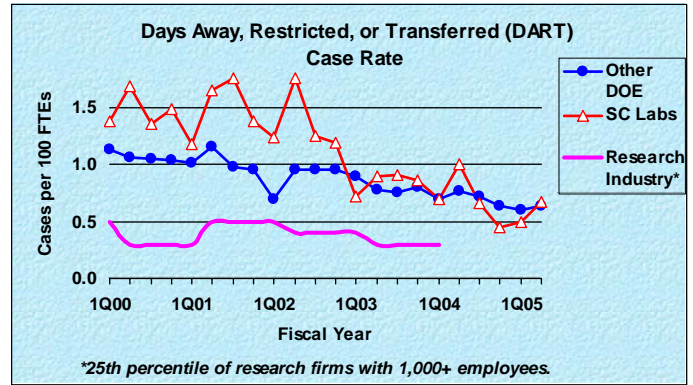
### Total Recordable Case (TRC) Rate

- The SC TRC rate for 2Q05 (Jan.-Mar. 2005) was 1.44, a 40 percent increase from the 1Q05 (Oct.-Dec. 2004) rate of 1.03.



### Days Away, Restricted, or Transferred (DART) Case Rate

- The SC DART rate for 2Q05 (Jan.-Mar. 2005) was 0.67, a 37 percent increase from the 1Q05 (Oct.-Dec. 2004) rate of 0.49.



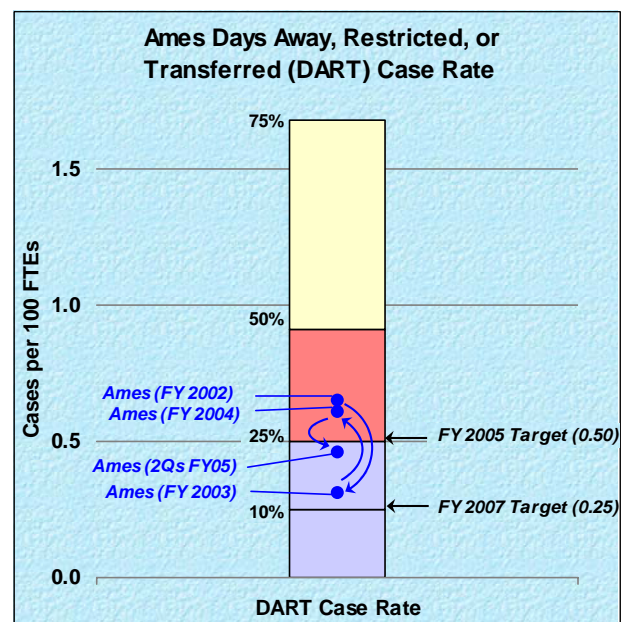
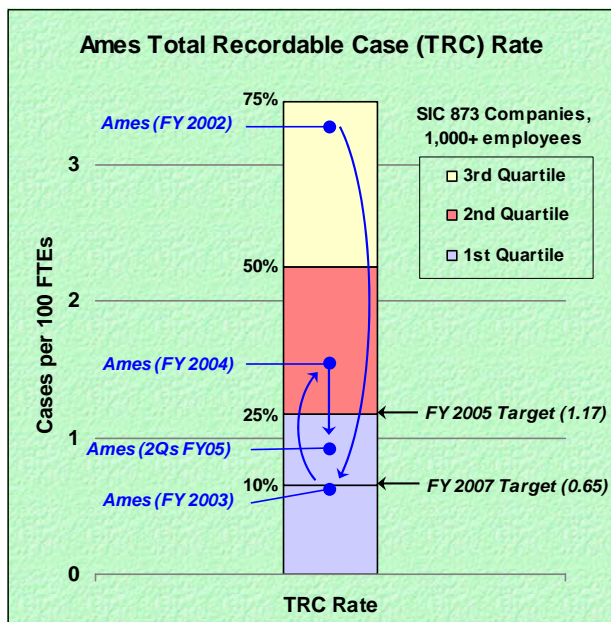
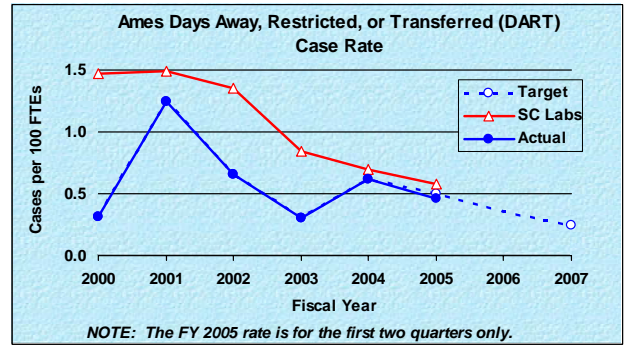
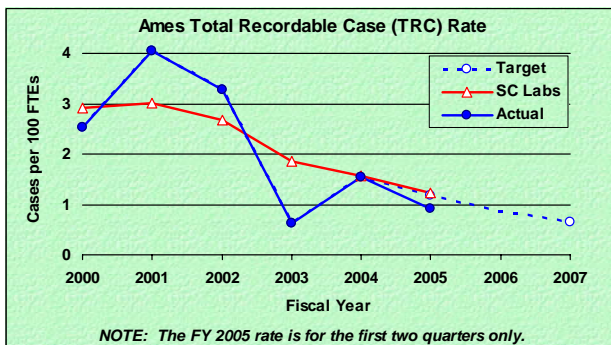
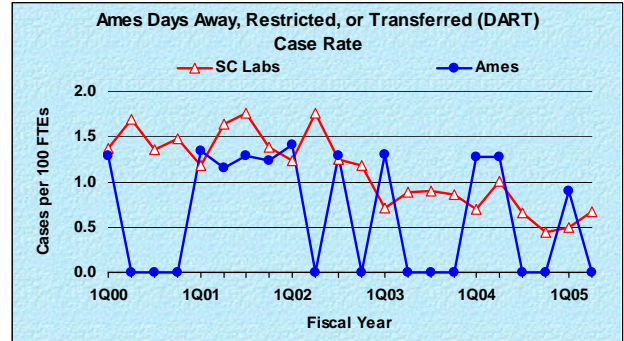
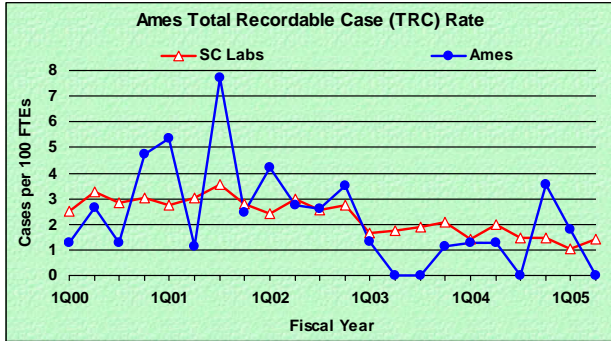
# Ames Laboratory Performance through March 2005

## Total Recordable Case (TRC) Rate

- Ames' TRC rate for 2Q05 (Jan.-Mar. 2005) was 0.00.
- Ames had two TRC cases in the first two quarters of FY 2005 (Oct. 2004-Mar. 2005), for a TRC rate of 0.91.
- Ames can have no more than five TRC cases in FY05 to meet the target rate of 1.17.

## Days Away, Restricted, or Transferred (DART) Case Rate

- Ames' DART rate for 2Q05 (Jan.-Mar. 2005) was 0.00.
- Ames had one DART case in the first two quarters of FY 2005 (Oct. 2004-Mar. 2005), for a DART rate of 0.46.
- Ames can have no more than two DART cases in FY05 to meet the target rate of 0.50.



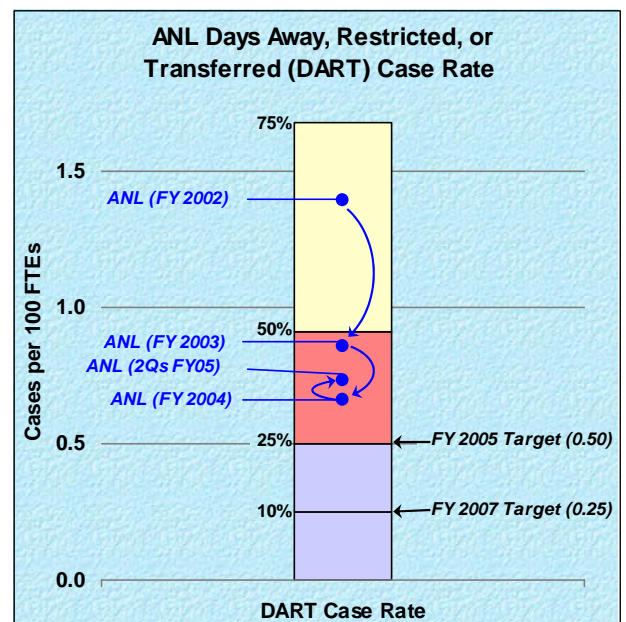
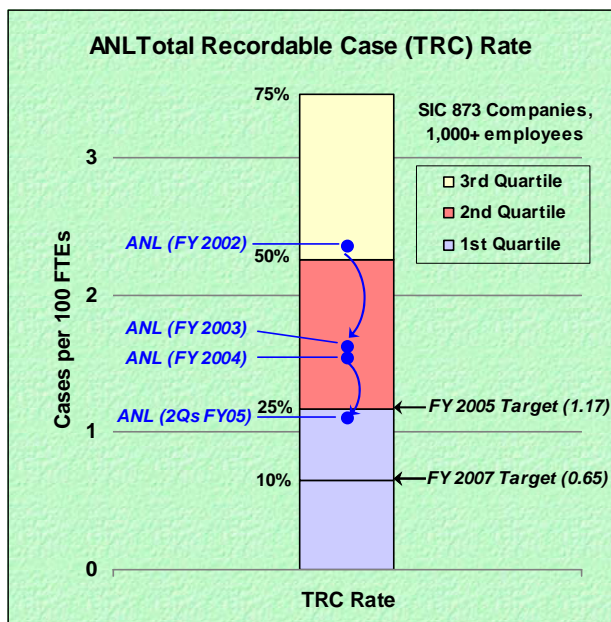
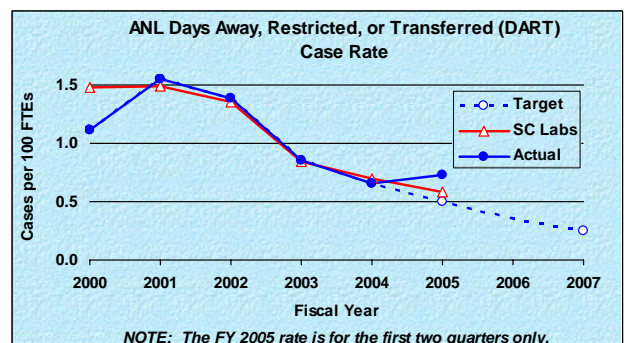
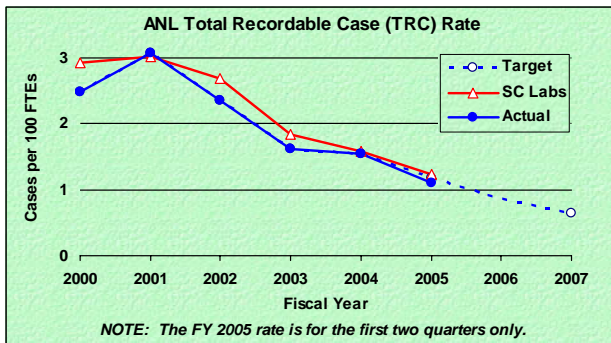
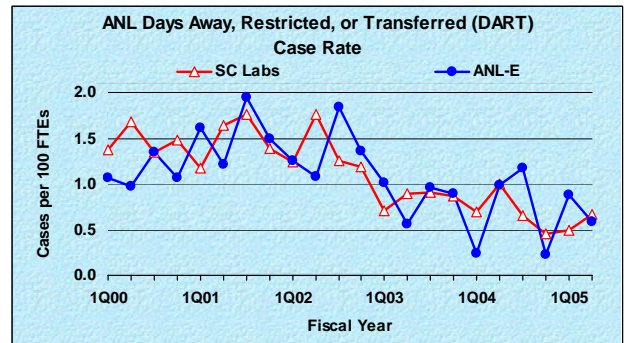
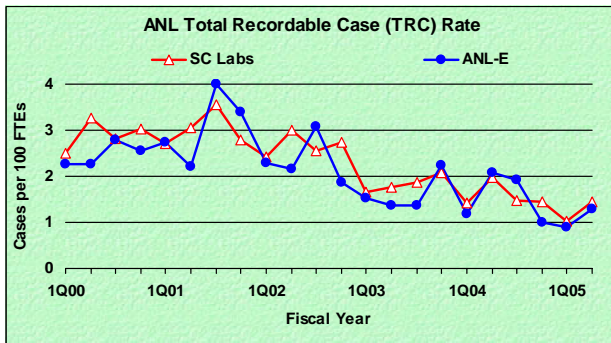
# Argonne National Laboratory Performance through March 2005

## Total Recordable Case (TRC) Rate

- ANL's TRC rate for 2Q05 (Jan.-Mar. 2005) was 1.30.
- ANL had 18 TRC cases in the first two quarters of FY 2005 (Oct. 2004-Mar. 2005), for a TRC rate of 1.10.
- ANL can have no more than 41 TRC cases in FY05 to meet the target rate of 1.17.

## Days Away, Restricted, or Transferred (DART) Case Rate

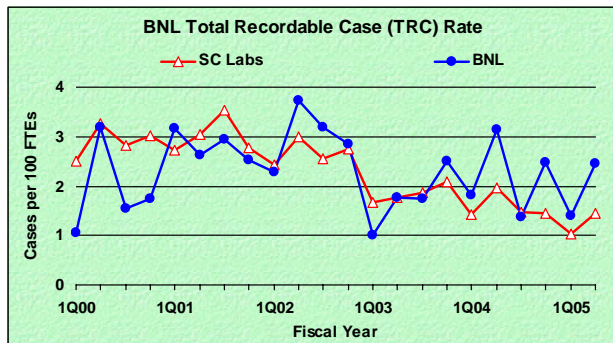
- ANL's DART rate for 2Q05 (Jan.-Mar. 2005) was 0.59.
- ANL had 12 DART cases in the first two quarters of FY 2005 (Oct. 2004-Mar. 2005), for a DART rate of 0.73.
- ANL can have no more than 18 DART cases in FY05 to meet the target rate of 0.50.



# Brookhaven National Laboratory Performance through March 2005

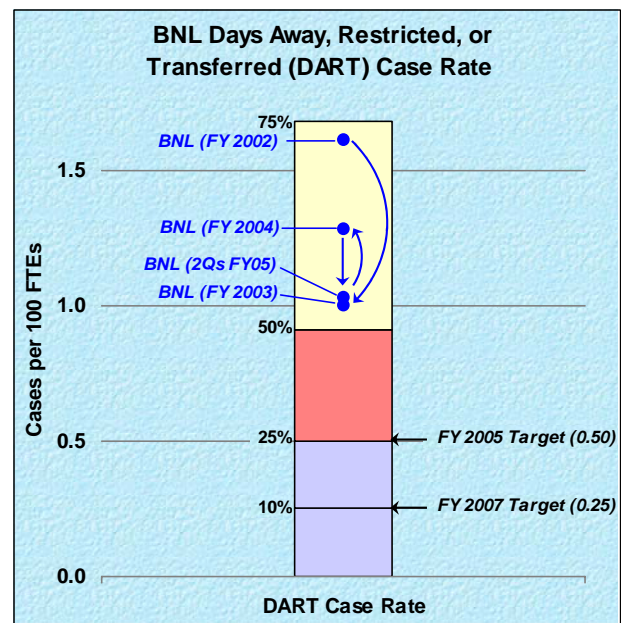
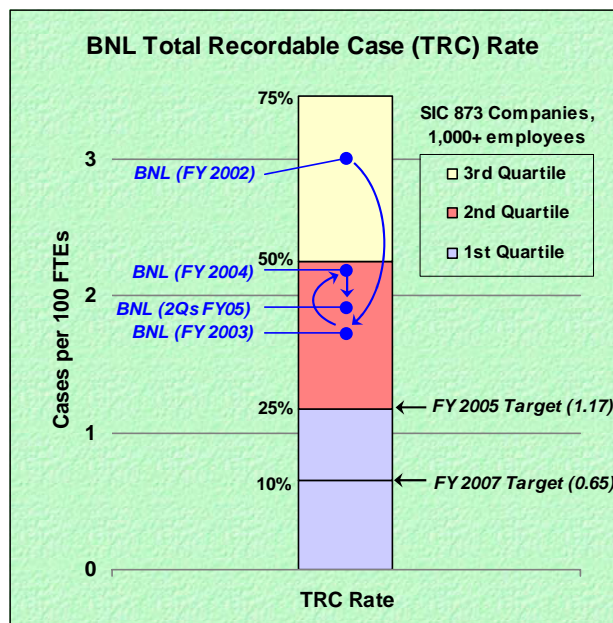
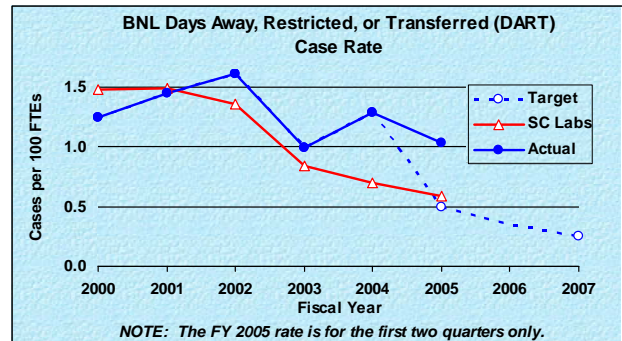
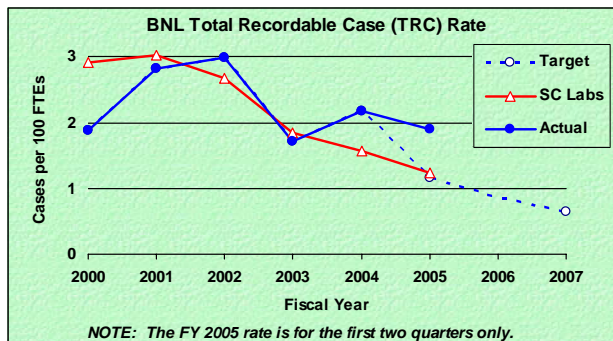
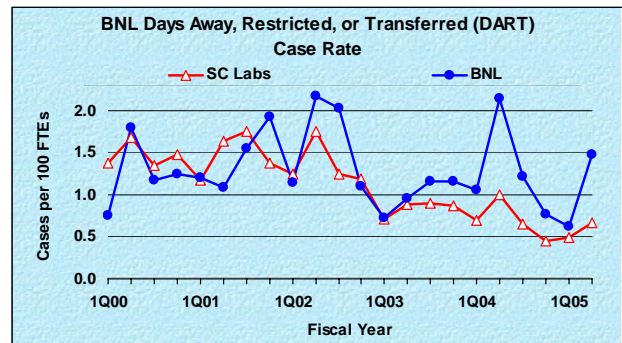
## Total Recordable Case (TRC) Rate

- BNL's TRC rate for 2Q05 (Jan.-Mar. 2005) was 2.46.
- BNL had 24 TRC cases in the first two quarters of FY 2005 (Oct. 2004-Mar 2005), for a TRC rate of 1.91.
- BNL can have no more than 30 TRC cases in FY05 to meet the target rate of 1.17.



## Days Away, Restricted, or Transferred (DART) Case Rate

- BNL's DART rate for 2Q05 (Jan.-Mar. 2005) was 1.48.
- BNL had 13 DART cases in the first two quarters of FY 2005 (Oct. 2004-Mar. 2005), for a DART rate of 1.03.
- BNL can have no more than 13 DART cases in FY05 to meet their target of 0.50.



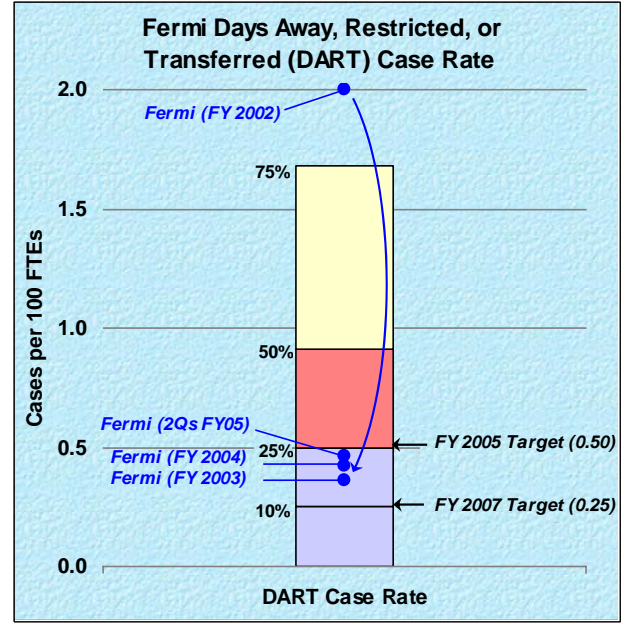
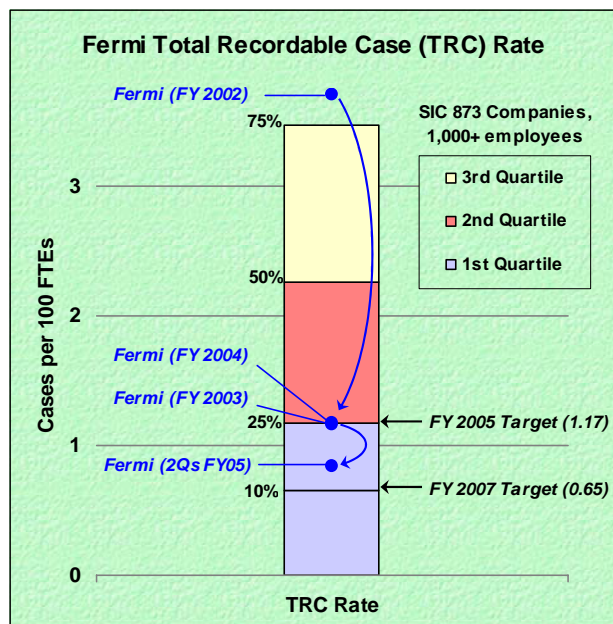
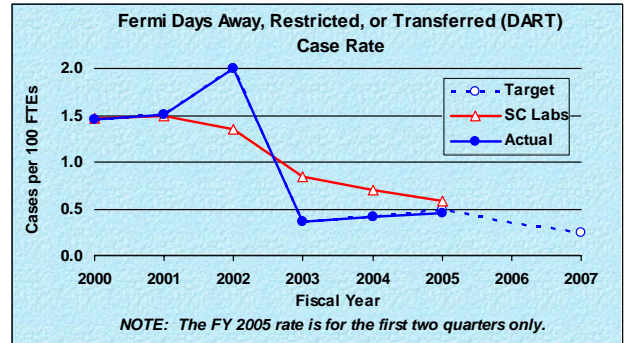
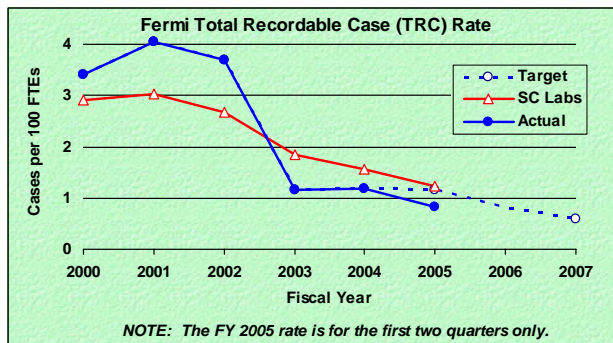
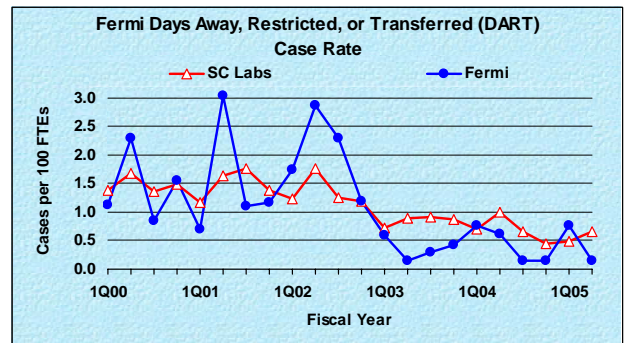
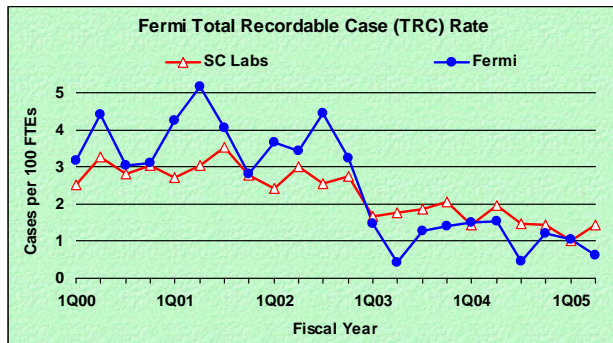
# Fermi National Accelerator Laboratory Performance through March 2005

## Total Recordable Case (TRC) Rate

- Fermilab's TRC rate for 2Q05 (Jan.-Mar. 2005) was 0.62.
- Fermilab had 11 TRC cases in the first two quarters of FY 2005 (Oct. 2004-Mar. 2005), for a TRC rate of 0.84.
- Fermilab can have no more than 31 TRC cases in FY05 to meet the target rate of 1.17.

## Days Away, Restricted, or Transferred (DART) Case Rate

- Fermilab's DART rate for 2Q05 (Jan.-Mar. 2005) was 0.15.
- Fermilab had six DART cases in the first two quarters of FY 2005 (Oct. 2004-Mar. 2005), for a DART rate of 0.46.
- Fermilab can have no more than 13 DART cases in FY05 to meet the target rate of 0.50.



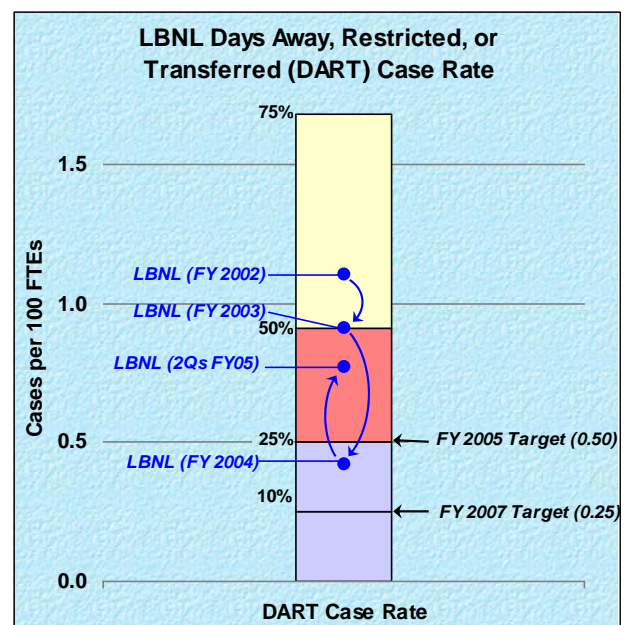
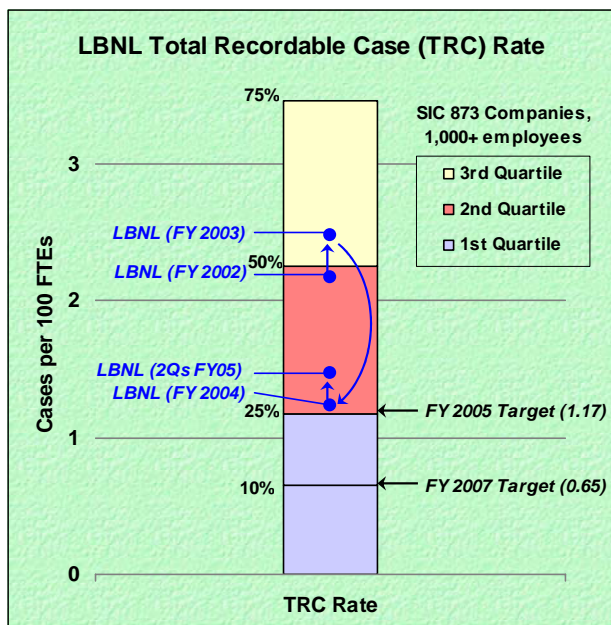
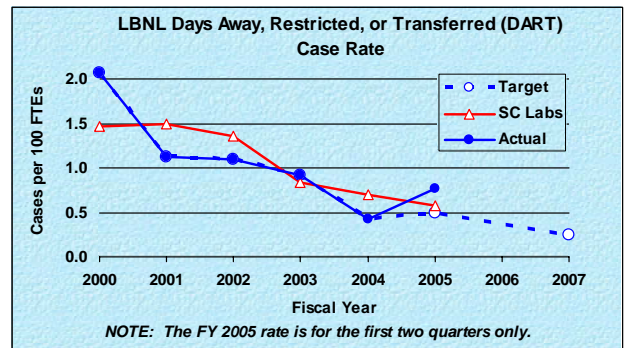
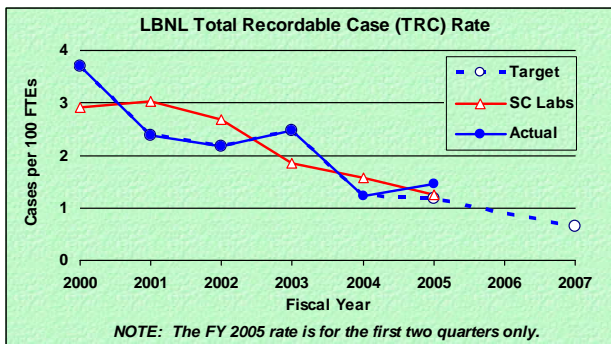
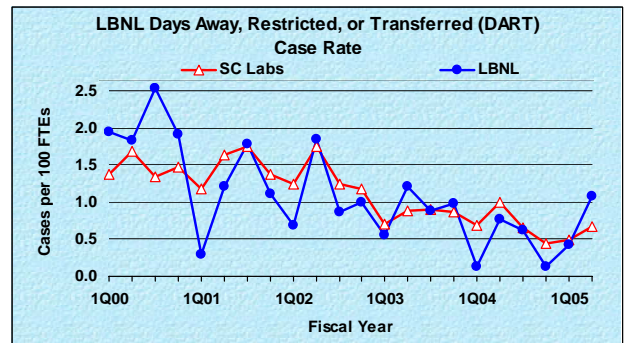
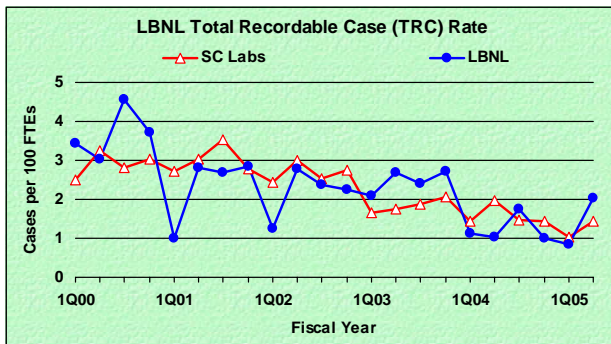
# Lawrence Berkeley National Laboratory Performance through March 2005

## Total Recordable Case (TRC) Rate

- LBNL's TRC rate for 2Q05 (Jan.-Mar. 2005) was 2.04.
- LBNL had 21 TRC cases in the first two quarters of FY 2005 (Oct. 2004-Mar. 2005), for a TRC rate of 1.47.
- LBNL can have no more than 36 TRC cases in FY05 to meet the target rate of 1.17.

## Days Away, Restricted, or Transferred (DART) Case Rate

- LBNL's DART rate for 2Q05 (Jan.-Mar. 2005) was 1.09.
- LBNL had 11 DART cases in the first two quarters of FY 2005 (Oct. 2004-Mar. 2005), for a DART rate of 0.77.
- LBNL can have no more than 15 DART cases in FY05 to meet the target rate of 0.50.



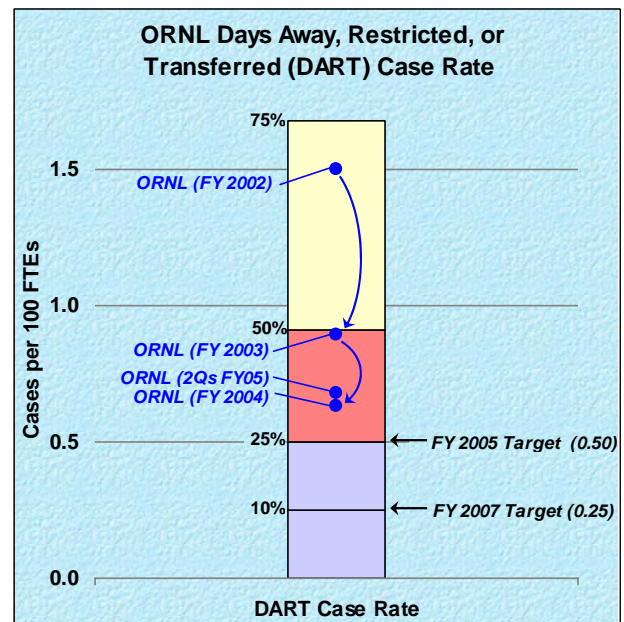
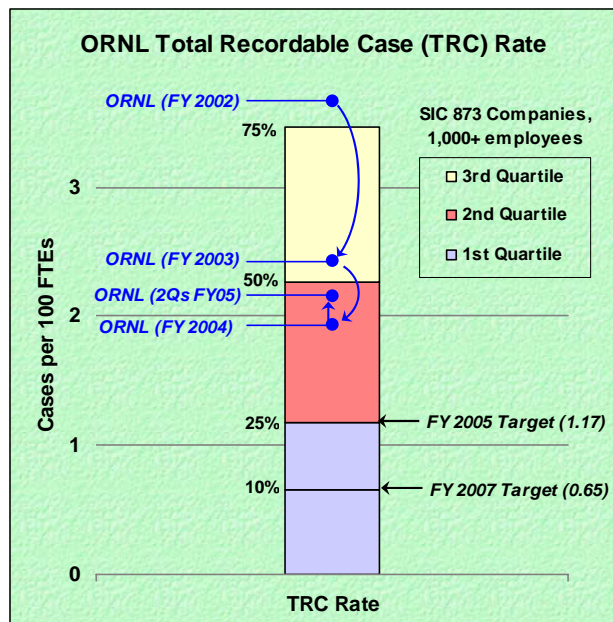
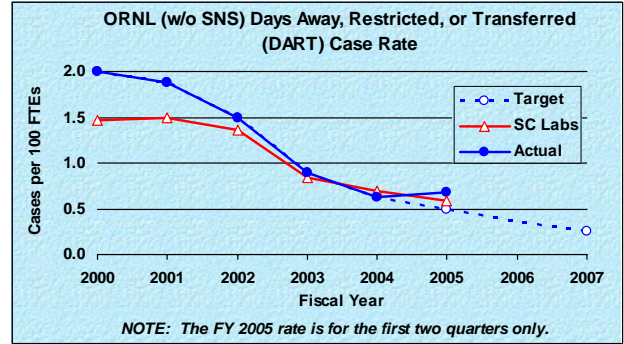
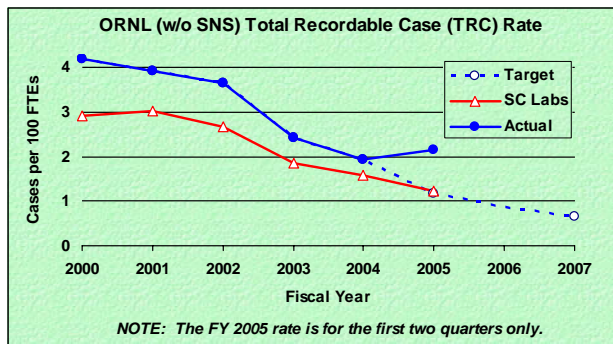
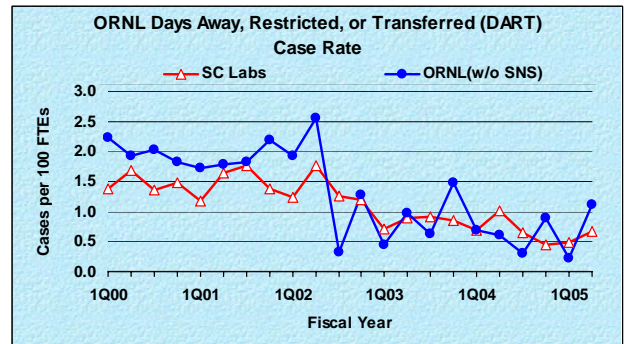
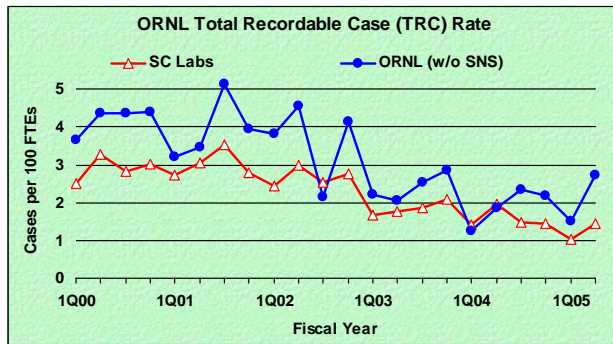
# Oak Ridge National Laboratory Performance through March 2005

## Total Recordable Case (TRC) Rate

- ORNL's TRC rate for 2Q05 (Jan-Mar. 2005) was 2.73.
- ORNL had 41 TRC cases in the first two quarters of FY 2005 (Oct. 2004-Mar. 2005), for a TRC rate of 2.15.
- ORNL can have no more than 45 TRC cases in FY05 to meet the target of 1.17.

## Days Away, Restricted, or Transferred (DART) Case Rate

- ORNL's DART rate for 2Q05 (Jan.-Mar. 2005) was 1.11.
- ORNL had 13 DART cases in the first two quarters of FY 2005 (Oct. 2004-Mar. 2005), for a DART rate of 0.68.
- ORNL can have no more than 19 DART cases in FY05 to meet the target rate of 0.50.

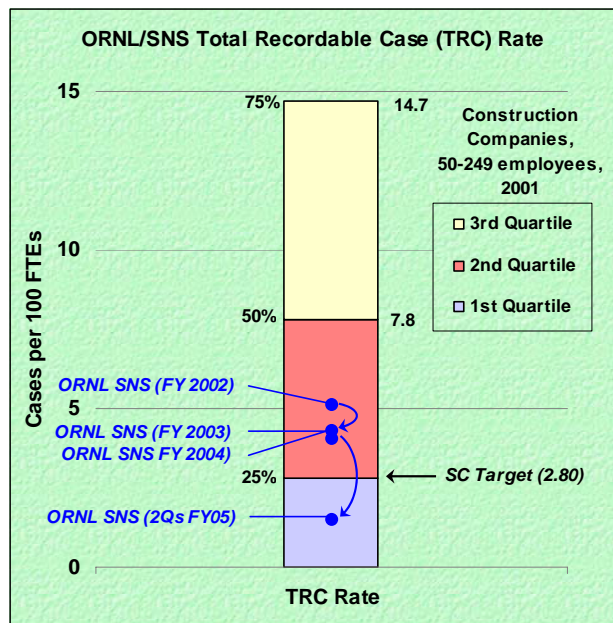
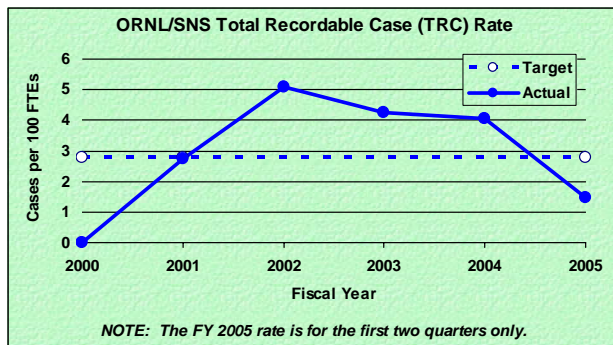
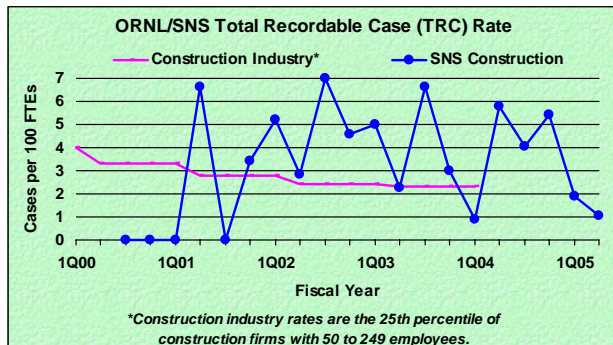




# ORNL/Spallation Neutron Source Project Performance through March 2005

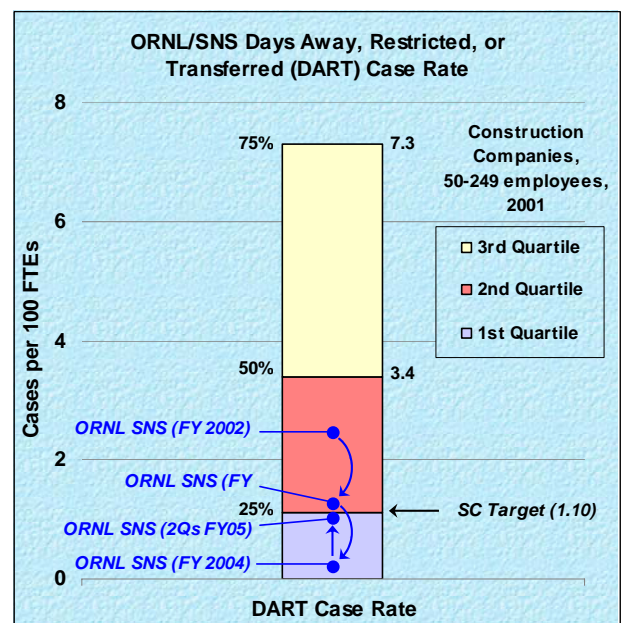
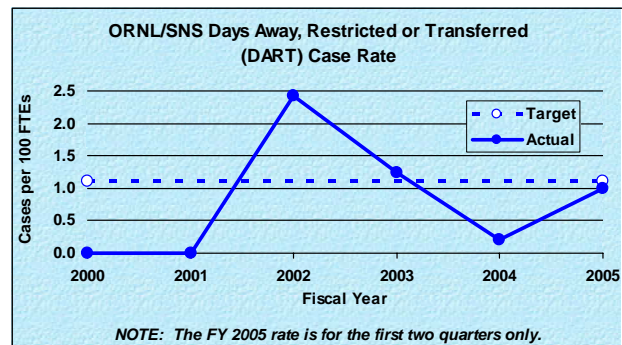
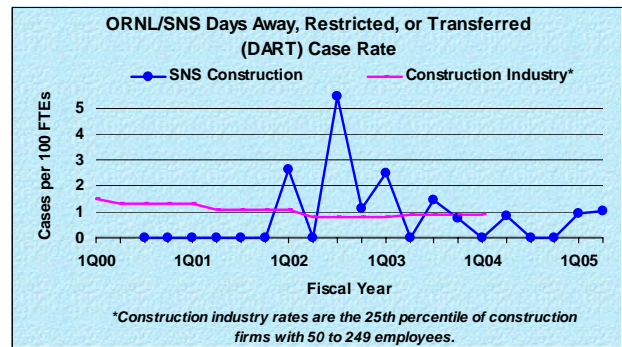
## Total Recordable Case (TRC) Rate

- SNS' TRC rate for 2Q05 (Jan.-Mar. 2005) was 1.05.
- SNS had three TRC cases in the first two quarters of FY 2005 (Oct. 2004-Mar. 2005), for a TRC rate of 1.48.
- SNS can have no more than 12 cases in FY05 to meet the target of 2.80.



## Days Away, Restricted, or Transferred (DART) Case Rate

- SNS' DART rate for 2Q05 (Jan.-Mar. 2005) was 1.05.
- SNS had two DART cases in the first two quarters of FY 2005 (Oct. 2004-Mar. 2005), for a DART rate of 0.99.
- SNS can have no more than 5 cases in FY05 to meet the target rate of 1.10.



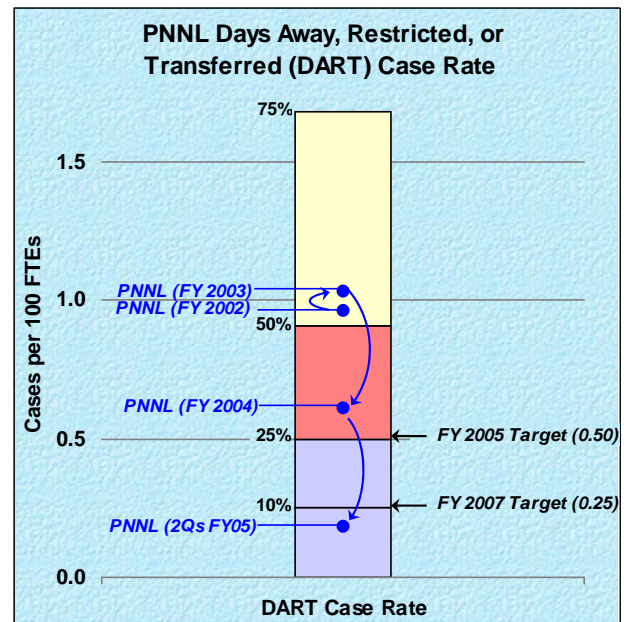
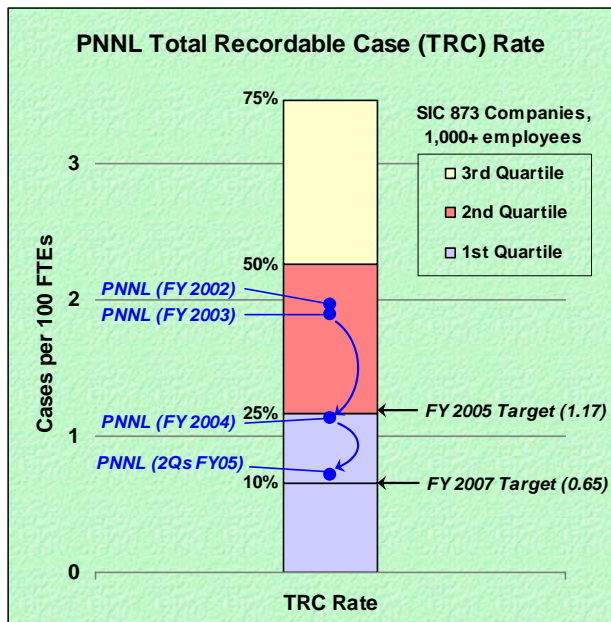
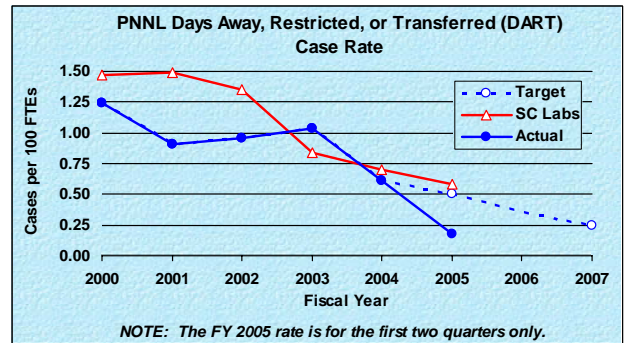
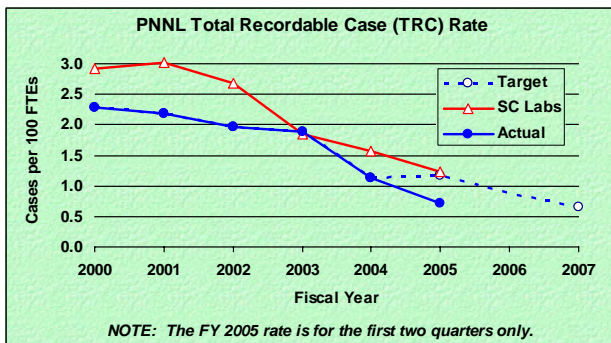
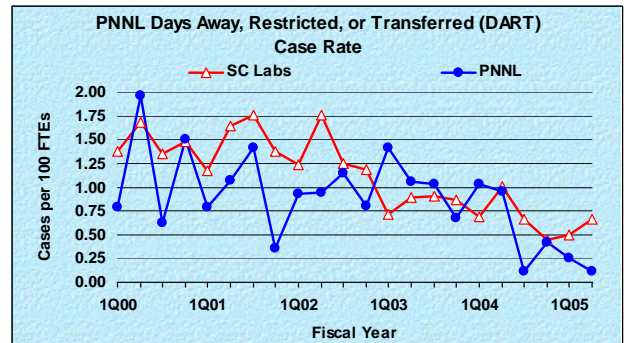
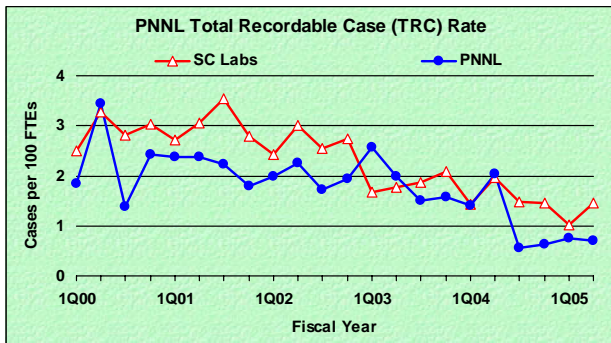
# Pacific Northwest National Laboratory Performance through March 2005

## Total Recordable Case (TRC) Rate

- PNNL's TRC rate for 2Q05 (Jan.-Mar. 2005) was 0.69.
- PNNL had 12 TRC cases in the first two quarters of FY 2005 (Oct. 2004-Mar. 2005), for a TRC rate of 0.72.
- PNNL can have no more than 44 TRC cases in FY05 to meet the target rate of 1.17.

## Days Away, Restricted, or Transferred (DART) Case Rate

- PNNL's DART rate for 2Q05 (Jan.-Mar. 2005) was 0.12.
- PNNL had three DART cases in the first two quarters of FY 2005 (Oct. 2004-Mar. 2005) for a DART rate of 0.18.
- PNNL can have no more than 18 DART cases in FY05 to meet the target rate of 0.50.



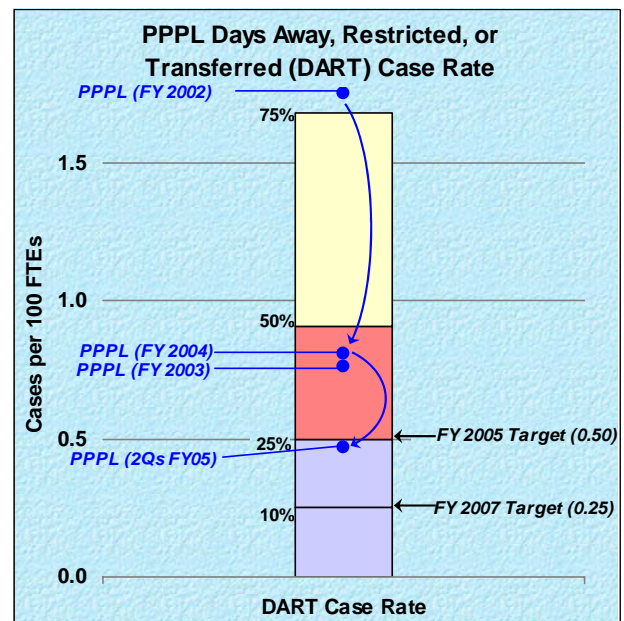
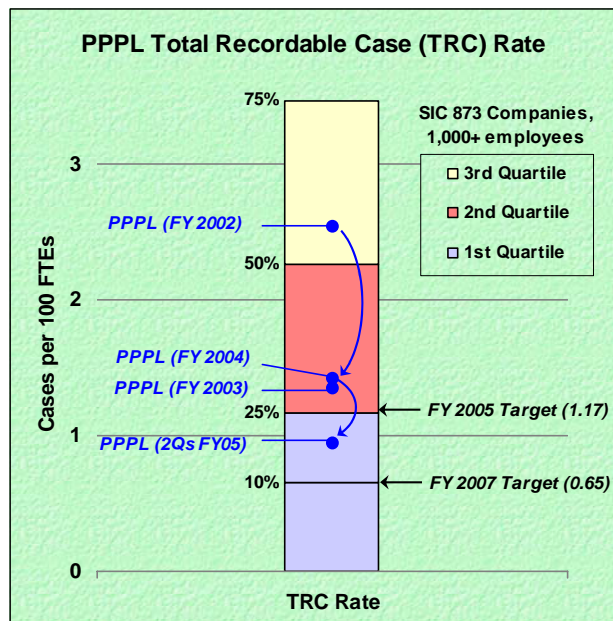
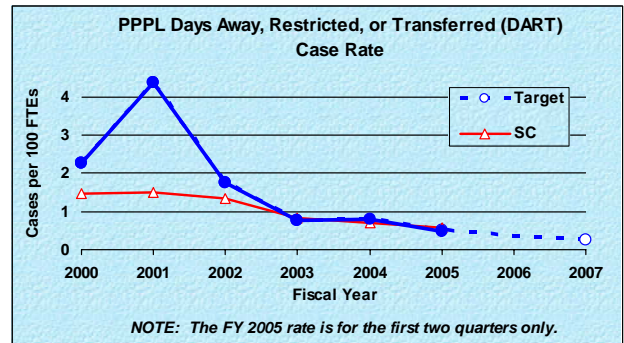
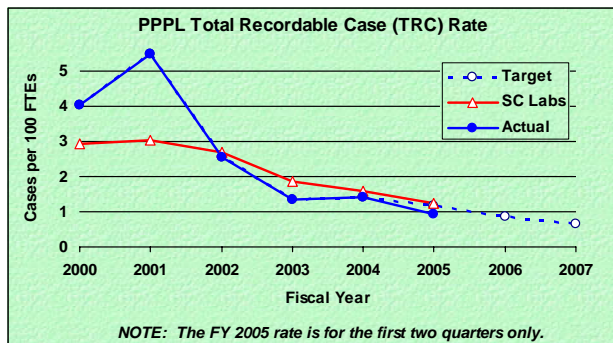
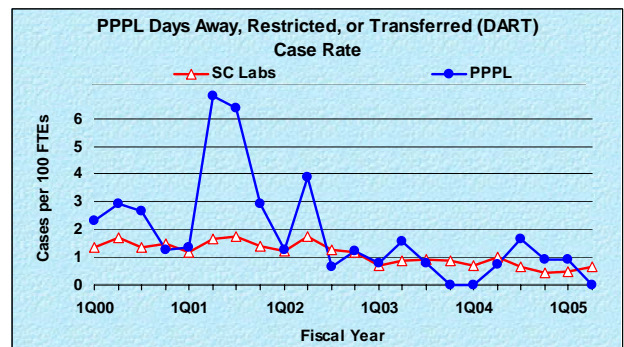
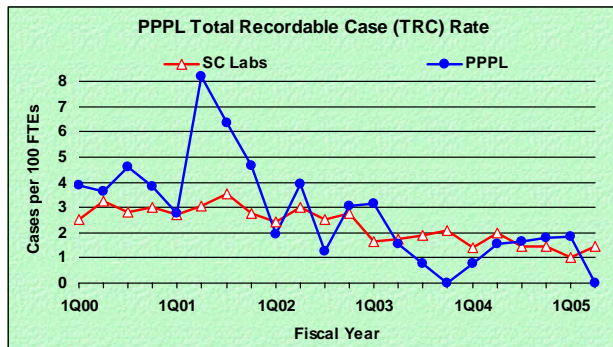
# Princeton Plasma Physics Laboratory Performance through March 2005

## Total Recordable Case (TRC) Rate

- PPPL's TRC rate for 2Q05 (Jan.-Mar. 2005) was 0.00.
- PPPL had two TRC cases in the first two quarters of FY 2005 (Oct. 2004-Mar. 2005), for a rate of 0.94.
- PPPL can have no more than five cases in FY05 to meet their target of 1.17.

## Days Away, Restricted, or Transferred (DART) Case Rate

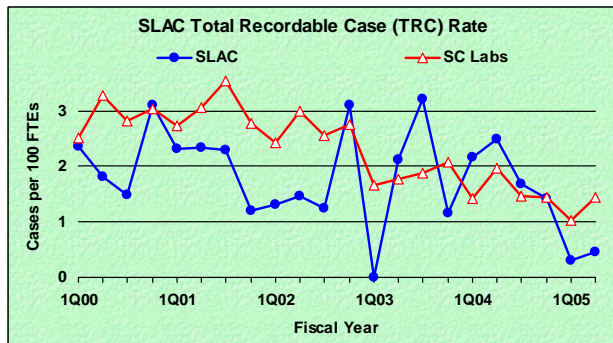
- PPPL's DART rate for 2Q05 (Jan.-Mar. 2005) was 0.00.
- PPPL had one DART case in the first two quarters of FY 2005 (Oct. 2004-Mar. 2005), for a rate of 0.47.
- PPPL can have no more than two DART cases in FY05 to meet their target of 0.50.



# Stanford Linear Accelerator Center Performance through March 2005

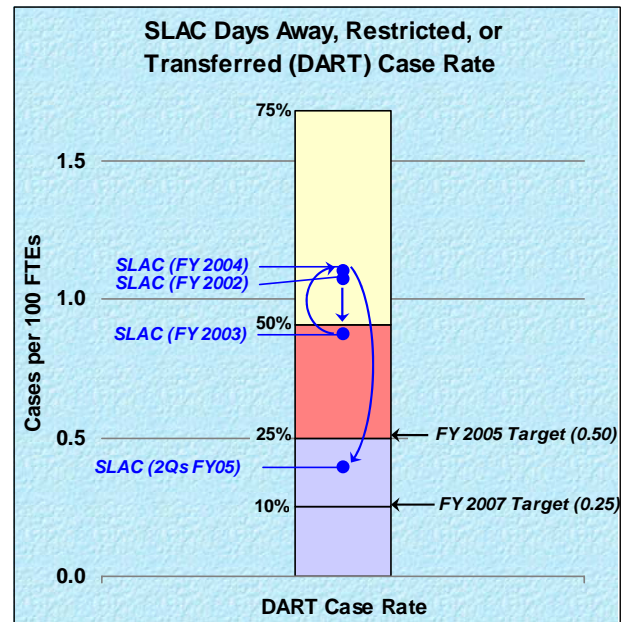
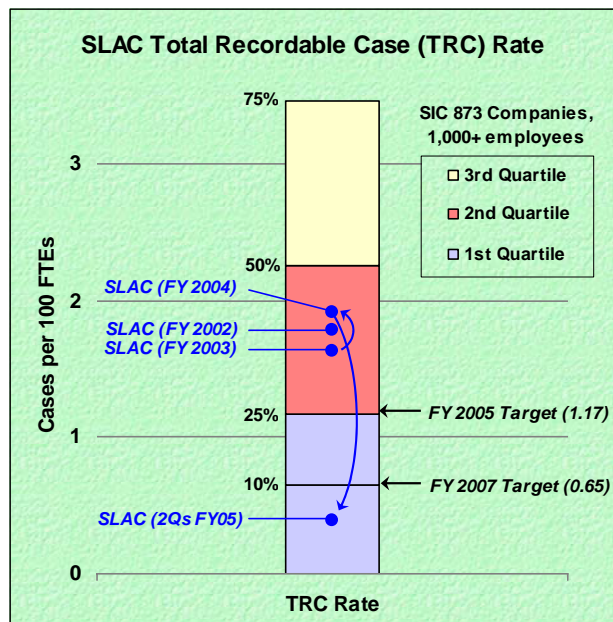
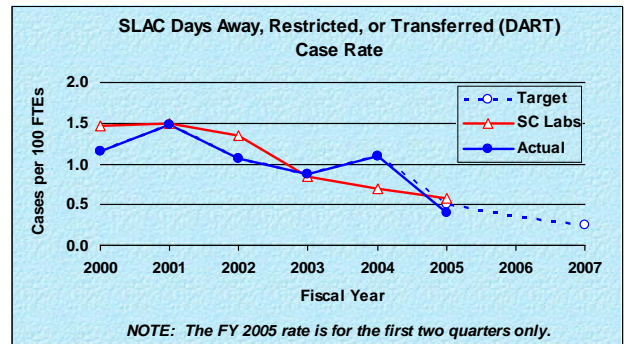
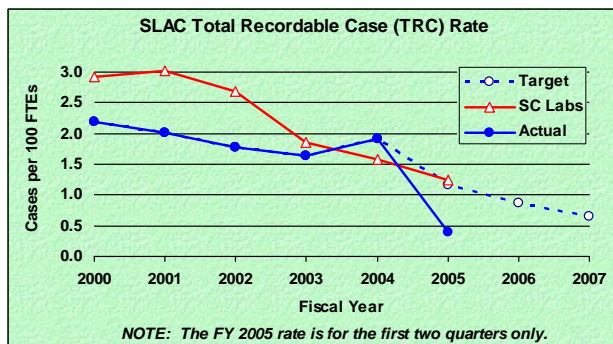
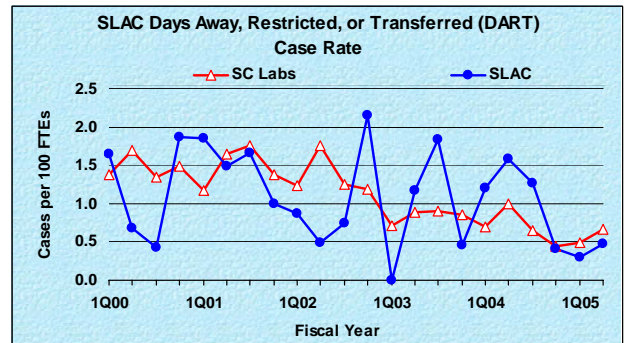
## Total Recordable Case (TRC) Rate

- SLAC's TRC rate for 2Q05 (Jan.-Mar. 2005) was 0.47.
- SLAC had three TRC case in the first two quarters of FY 2005 (Oct.-Mar. 2005), for a TRC rate of 0.39.
- SLAC can have no more than 16 TRC cases in FY05 to meet the target rate of 1.17.



## Days Away, Restricted, or Transferred (DART) Case Rate

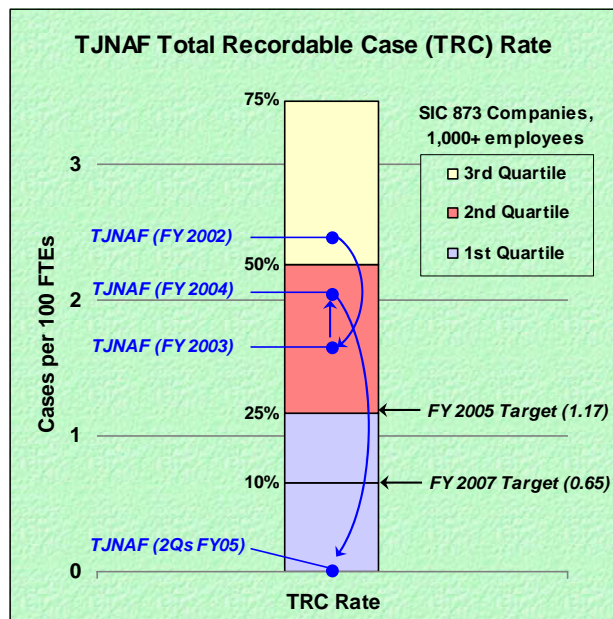
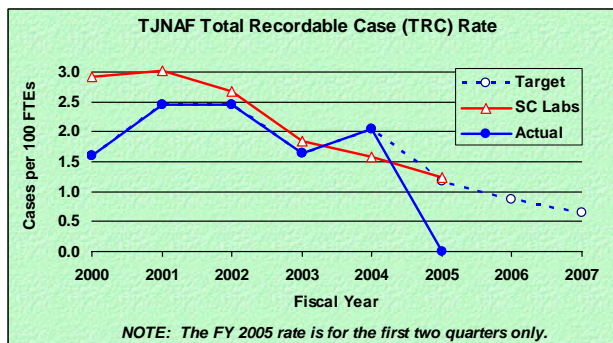
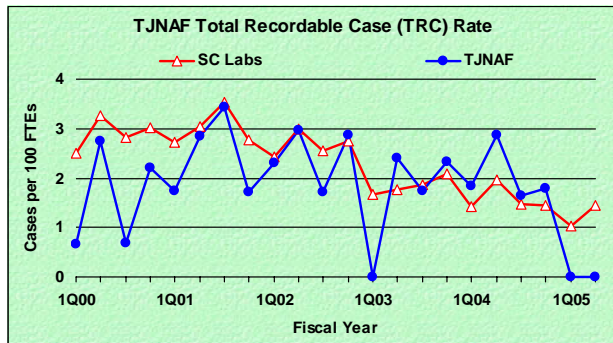
- SLAC's DART rate for 2Q05 (Jan.-Mar. 2005) was 0.47.
- SLAC had three DART case in the first two quarters of FY 2005 (Oct.-Mar. 2005), for a DART rate of 0.39.
- SLAC can have no more than 7 DART cases in FY05 to meet the target of 0.50.



# Thomas Jefferson National Accelerator Facility Performance through March 2005

## Total Recordable Case (TRC) Rate

- TJNAF's TRC rate for 2Q05 (Jan.-Mar. 2005) was 0.00.
- TJNAF had zero TRC cases in the first two quarters of FY 2005 (Oct. 2004-Mar. 2005), for a TRC rate of 0.00.
- TJNAF can have no more than 9 TRC cases in FY 2005 to meet the target rate of 1.17.



## Days Away, Restricted, or Transferred (DART) Case Rate

- TJNAF's DART rate for 2Q05 (Jan.-Mar. 2005) was 0.00.
- TJNAF had zero DART cases in the first two quarters of FY 2005 (Oct. 2004-Mar. 2005), for a DART rate of 0.00.
- TJNAF can have no more than 4 DART cases in FY05 to meet the target rate of 0.50.

