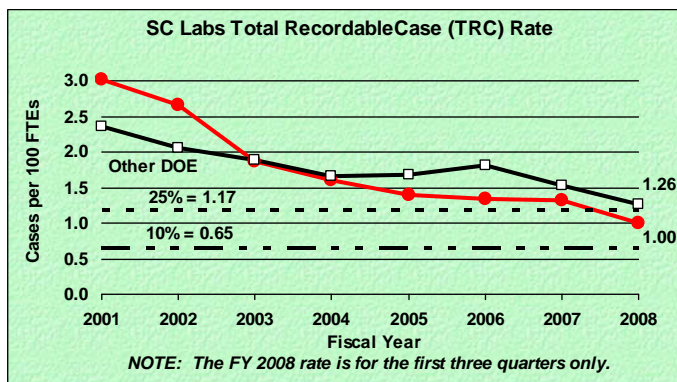


Office of Science Injury Rate Reduction Performance through June 2008

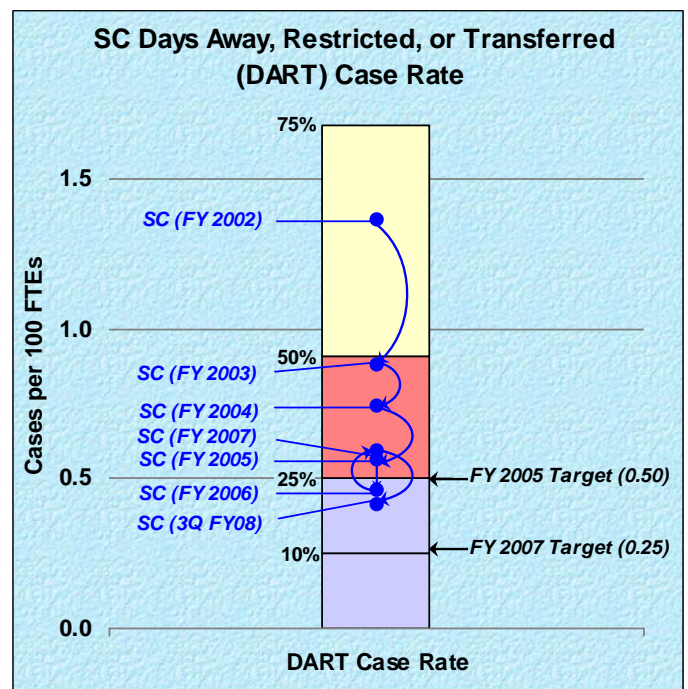
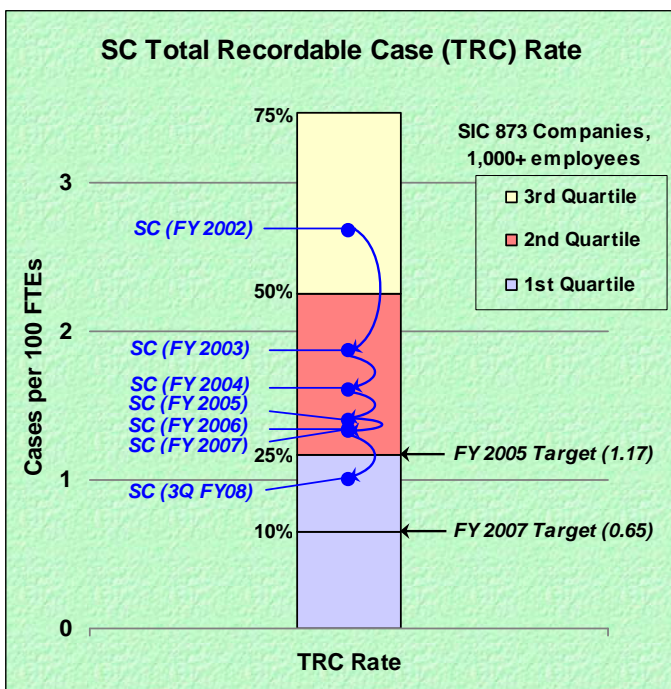
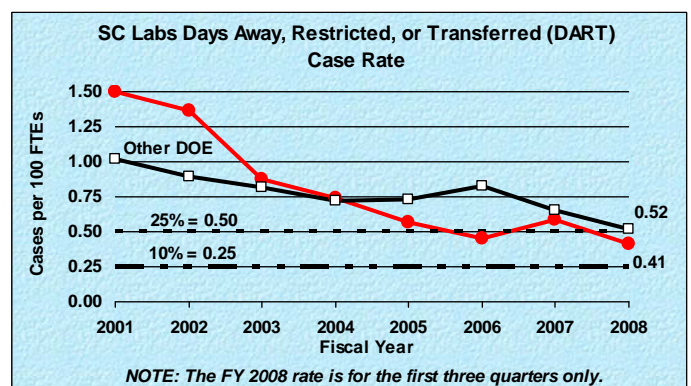
Total Recordable Case (TRC) Rate

- The SC complex had 162 cases through 3Q08.
- The SC TRC rate for first three quarters of FY 2008 (Oct. 2007-Jun. 2008) was 1.00, a 24 percent decrease from the FY07 rate of 1.32.
- From FY02 to FY07, TRC cases decreased from 590 to 288, a 51 percent drop that reduced TRC injuries by 302.



Days Away, Restricted, or Transferred (DART) Case Rate

- The SC complex had 67 cases through 3Q08.
- The SC DART rate for the first three quarters of FY 2008 (Oct. 2007-Jun. 2008) was 0.41, a 31 percent decrease from the FY07 rate of 0.59.
- From FY02 to FY07, DART cases decreased from 302 to 128, a 58 percent drop that reduced DART injuries by 174.



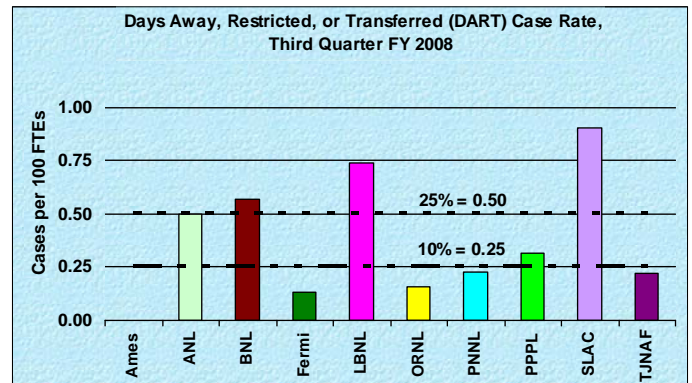
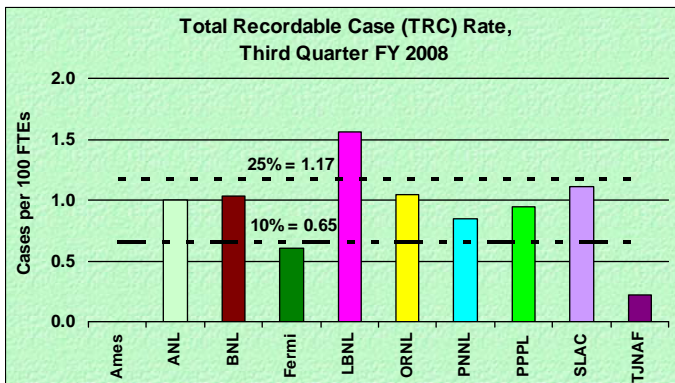
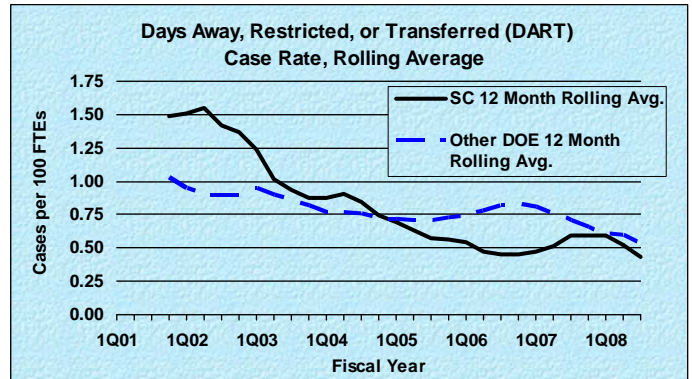
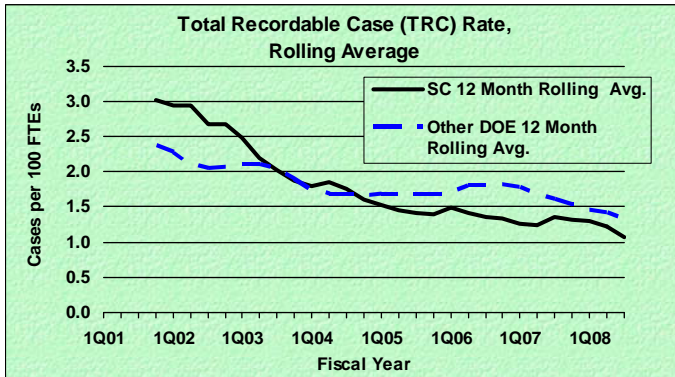
Office of Science Injury Rate Reduction Performance through June 2008, continued

Total Recordable Case (TRC) Rate

- The 12-month TRC rolling average shows a downward trend.

Days Away, Restricted, or Transferred (DART) Case Rate

- The 12-month DART rolling average shows a slight downward trend.



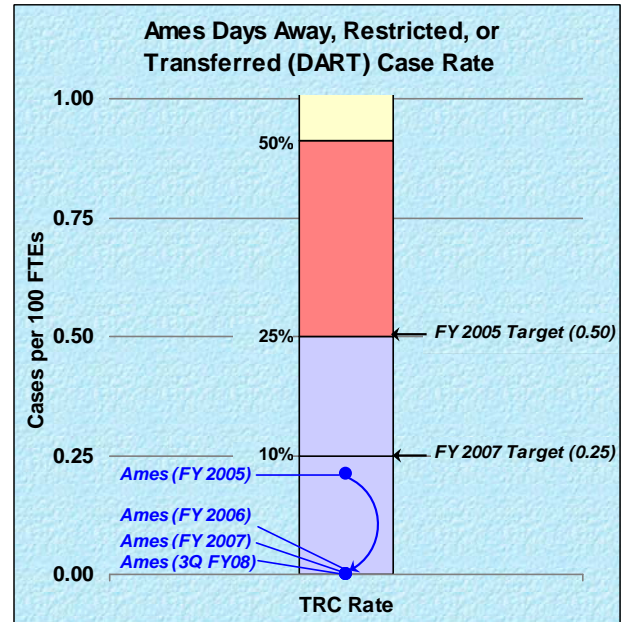
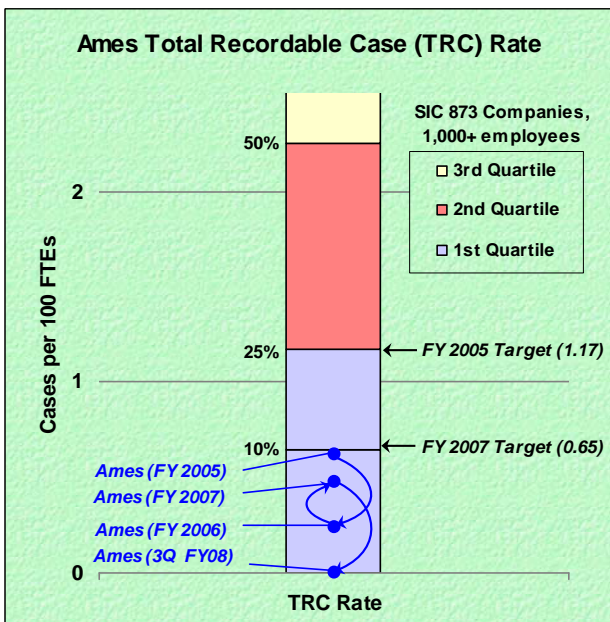
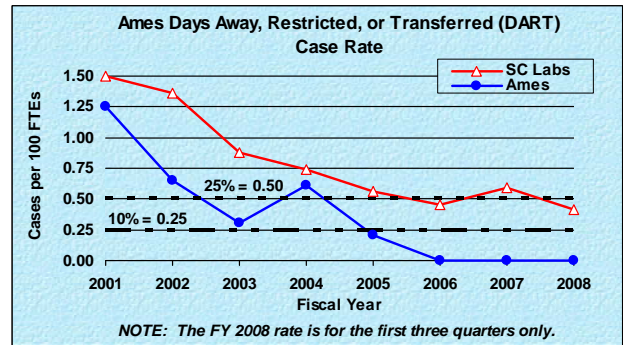
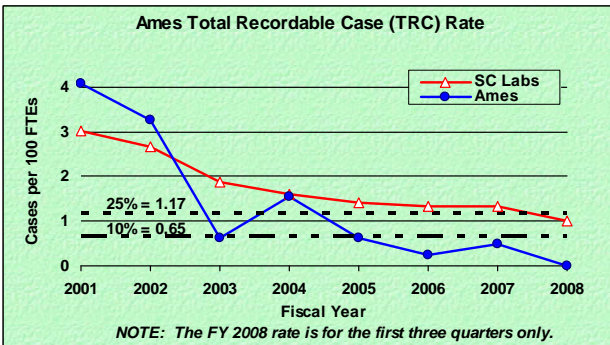
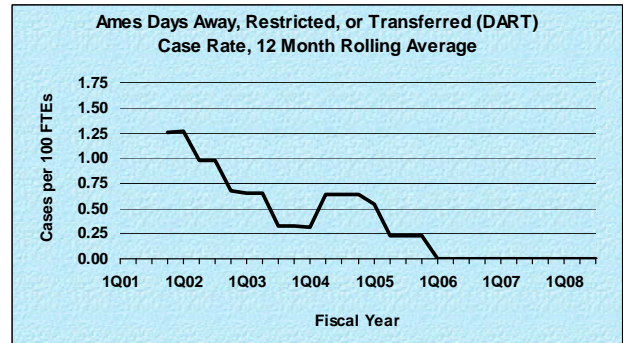
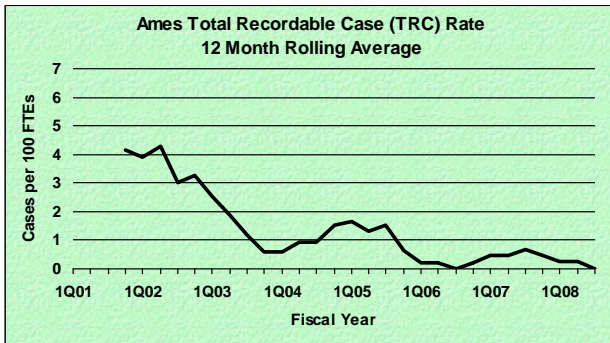
Ames Laboratory Performance through June 2008

Total Recordable Case (TRC) Rate

- Ames had zero TRC cases in 3Q08 (Apr.-Jun. 2008).
- Ames had zero TRC cases in FY 2008 (Oct. 2007-Jun. 2008), for a TRC rate of 0.00.
- The TRC FY08 target rate of 0.65 is the equivalent of three TRC cases for Ames.

Days Away, Restricted, or Transferred (DART) Case Rate

- Ames had zero DART cases in 3Q08 (Apr.-Jun. 2008).
- Ames had zero DART cases in FY 2008 (Oct. 2007-Jun. 2008), for a rate of 0.00.
- The DART FY08 target rate of 0.25 is the equivalent of one DART case for Ames.



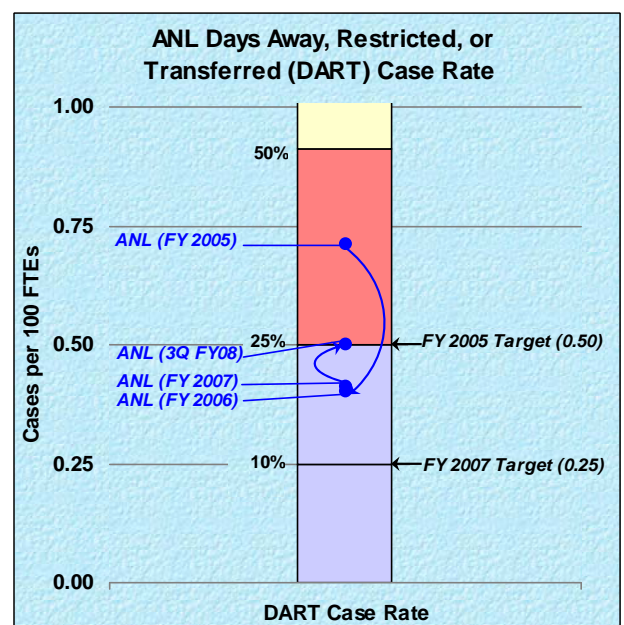
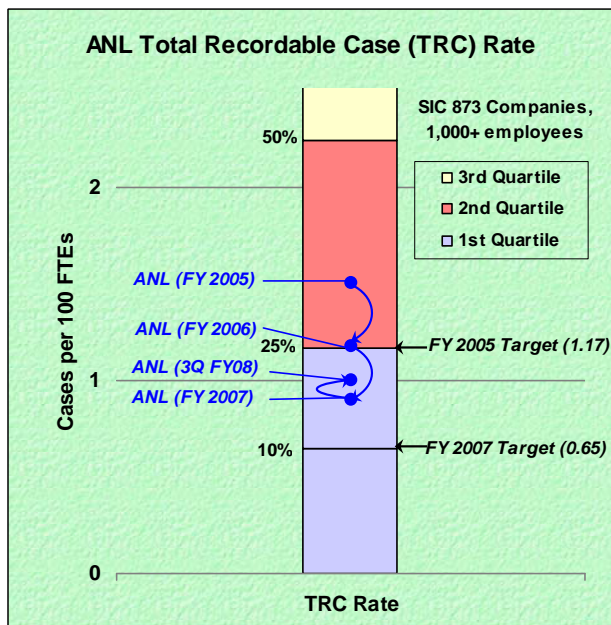
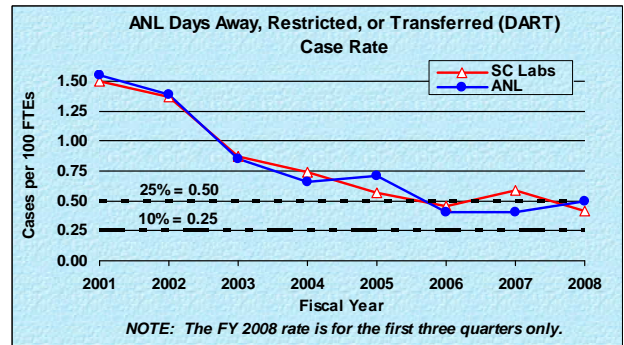
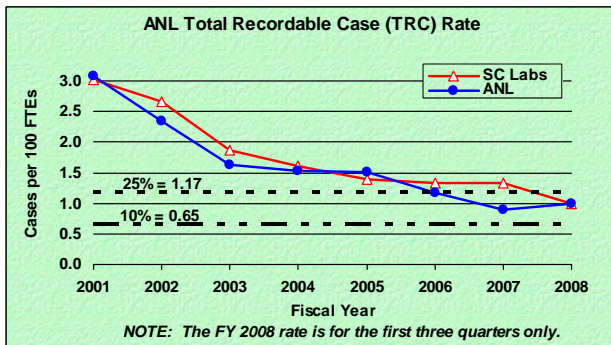
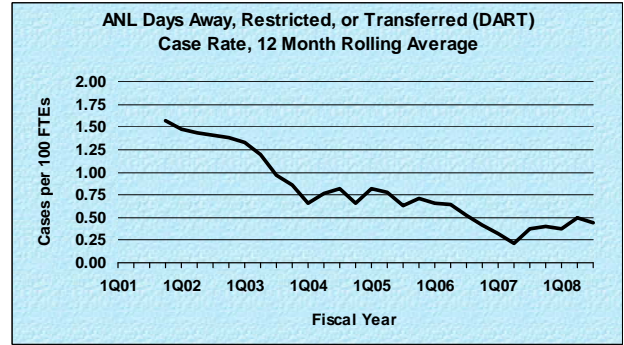
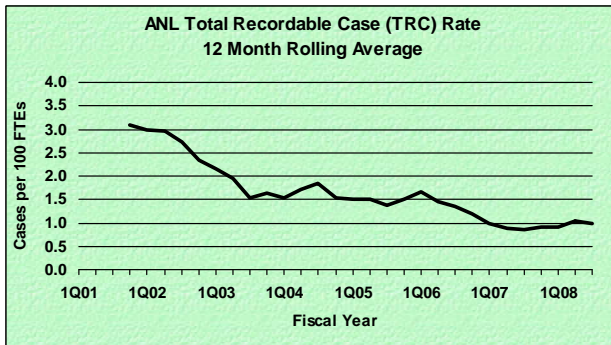
Argonne National Laboratory Performance through June 2008

Total Recordable Case (TRC) Rate

- ANL had six TRC cases in 3Q08 (Apr.-Jun. 2008), for a TRC rate of 0.74.
- ANL had 24 TRC cases in FY 2008 (Oct. 2007-Jun. 2008), for a TRC rate of 1.00.
- The TRC FY08 target rate of 0.65 is the equivalent of 22 TRC cases for ANL.

Days Away, Restricted, or Transferred (DART) Case Rate

- ANL had four DART cases in 3Q08 (Apr.-Jun. 2008), for a DART rate of 0.49.
- ANL had 12 DART cases in FY 2008 (Oct. 2007-Jun. 2008), for a DART rate of 0.50.
- The DART FY08 target rate of 0.25 is the equivalent of nine DART cases for ANL.



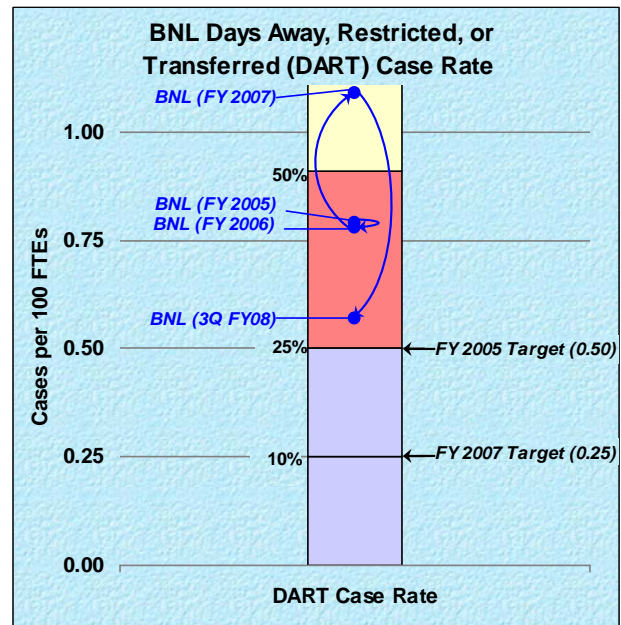
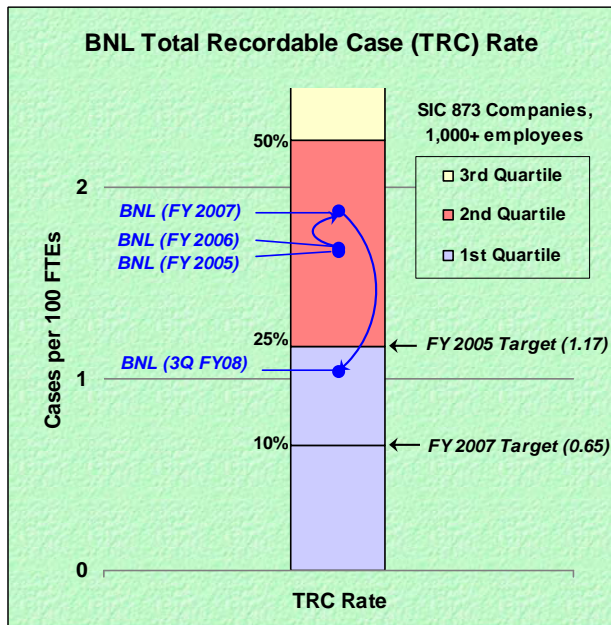
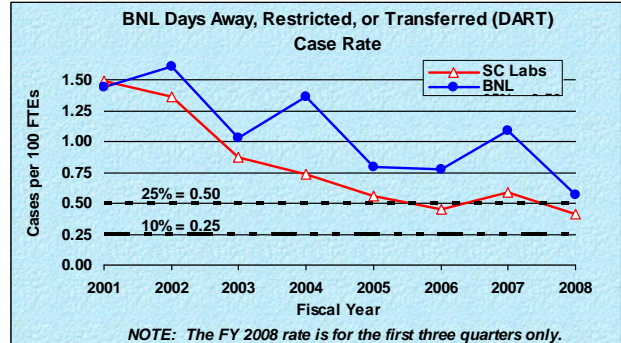
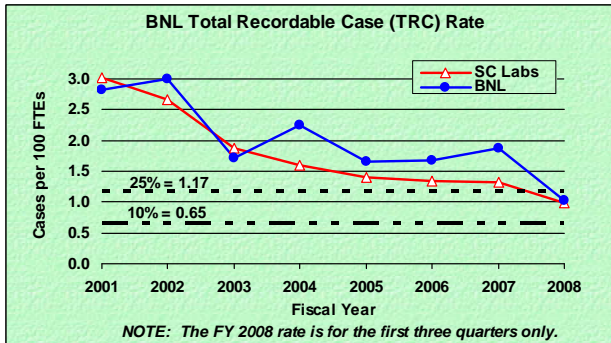
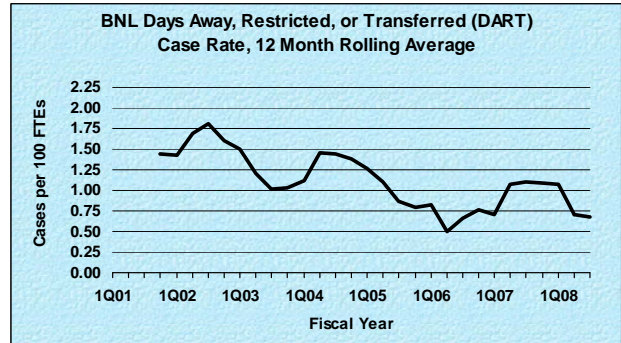
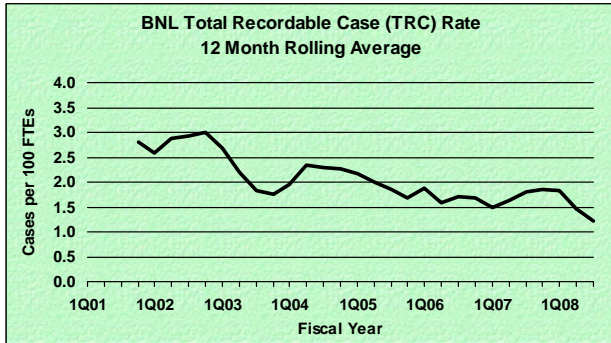
Brookhaven National Laboratory Performance through June 2008

Total Recordable Case (TRC) Rate

- BNL had eight TRC cases in 3Q08 (Apr.-Jun. 2008), for a TRC rate of 1.20.
- BNL had 20 TRC cases in FY 2008 (Oct. 2007-Jun. 2008), for a TRC rate of 1.03.
- The TRC FY08 target rate of 0.65 is the equivalent of 16 TRC cases for BNL.

Days Away, Restricted, or Transferred (DART) Case Rate

- BNL had six DART cases in 3Q08 (Apr.-Jun. 2008), for a DART rate of 0.90.
- BNL had 11 DART cases in FY 2008 (Oct. 2007-Jun. 2008), for a rate of 0.57.
- The DART FY08 target rate of 0.25 is the equivalent of six DART cases for BNL.



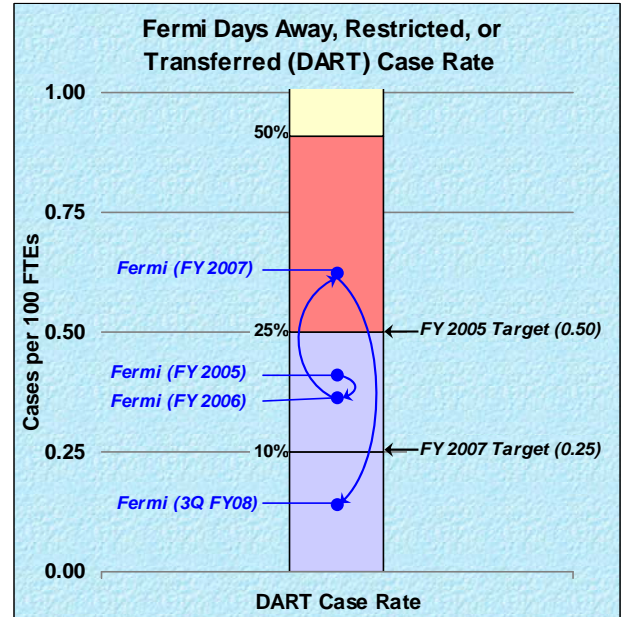
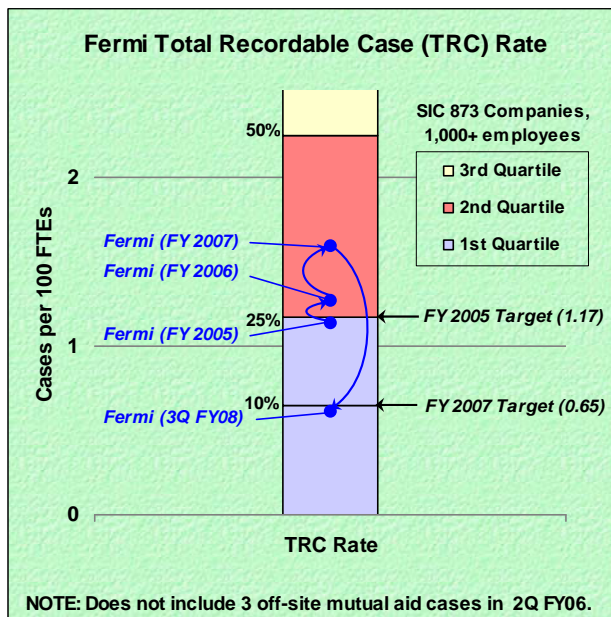
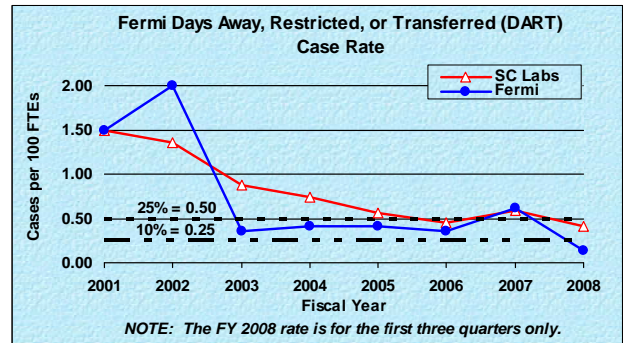
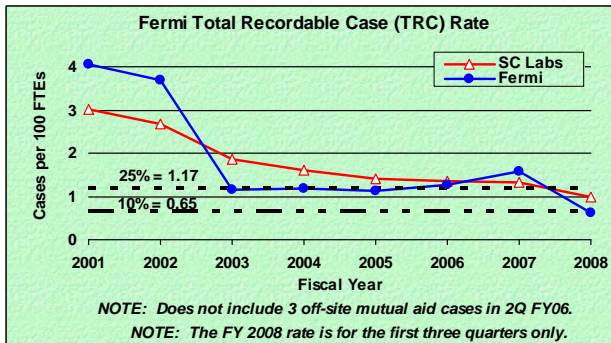
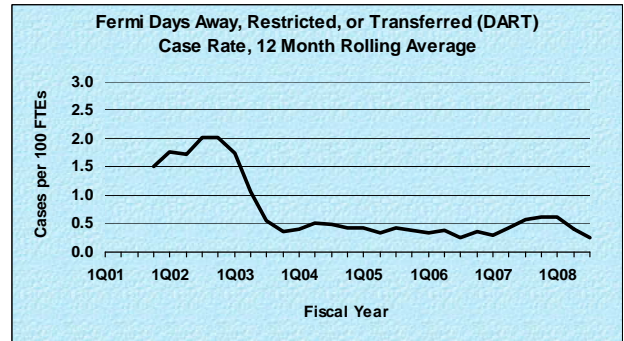
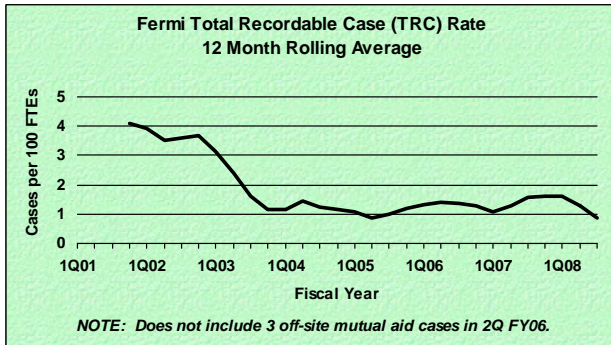
Fermi National Accelerator Laboratory Performance through June 2008

Total Recordable Case (TRC) Rate

- FNAL had two TRC cases in 3Q08 (Apr.-Jun. 2008), for a TRC rate of 0.35.
- FNAL had nine TRC cases in FY 2008 (Oct. 2007-Jun. 2008), for a rate of 0.61.
- The TRC FY08 target rate of 0.65 is the equivalent of 13 TRC cases for FNAL.

Days Away, Restricted, or Transferred (DART) Case Rate

- FNAL had zero DART cases in 3Q08 (Apr.-Jun. 2008).
- FNAL had two DART cases in FY 2008 (Oct. 2007-Jun. 2008), for a rate of 0.14.
- The DART FY08 target rate of 0.25 is the equivalent of five DART cases for FNAL.



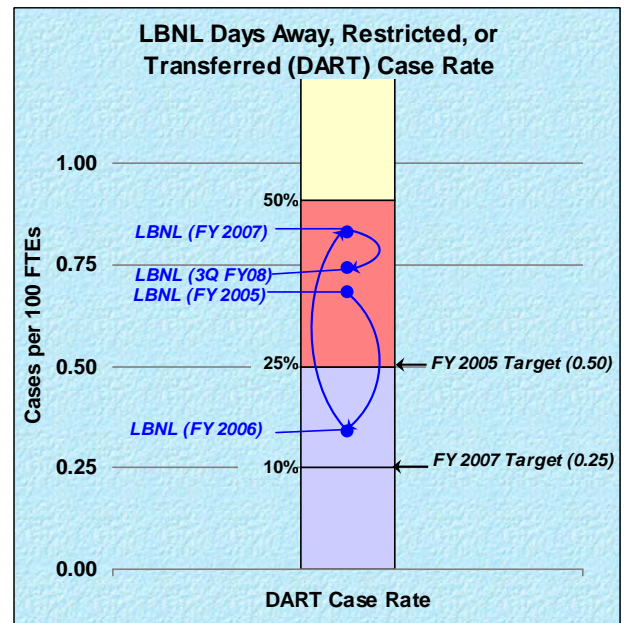
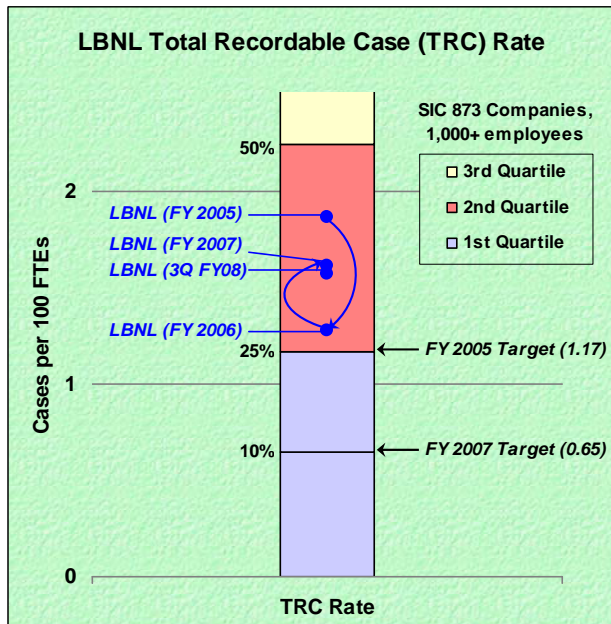
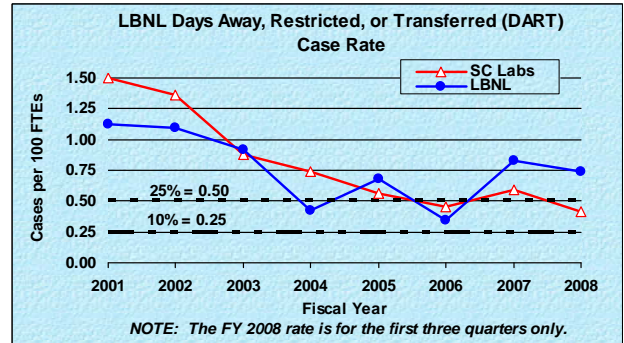
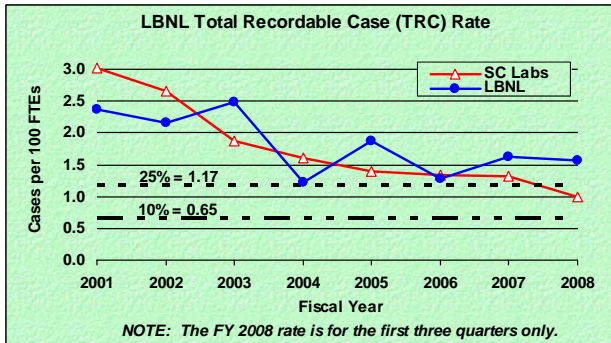
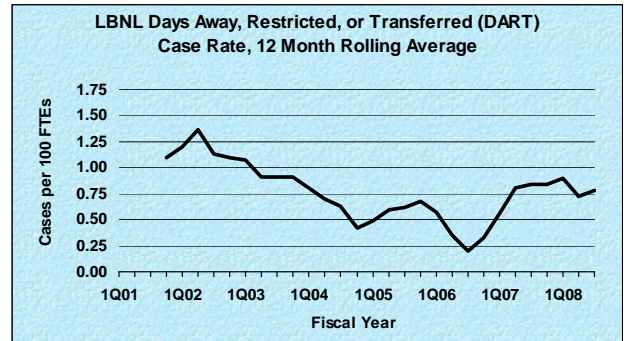
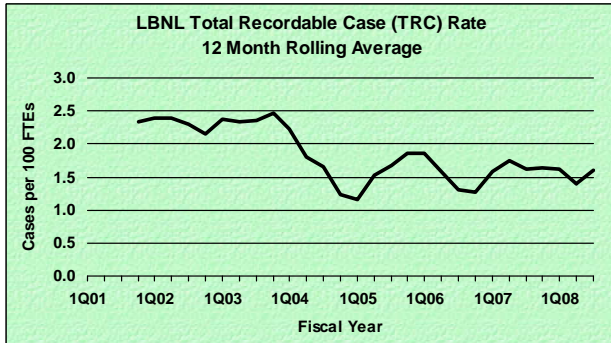
Lawrence Berkeley National Laboratory Performance through June 2008

Total Recordable Case (TRC) Rate

- LBNL had 11 TRC cases in 3Q08 (Apr.-Jun. 2008), for a TRC rate of 1.43.
- LBNL had 34 TRC cases in FY 2008 (Oct. 2007-Jun. 2008), for a TRC rate of 1.57.
- The TRC FY08 target rate of 0.65 is the equivalent of 20 TRC cases for LBNL.

Days Away, Restricted, or Transferred (DART) Case Rate

- LBNL had four DART cases in 3Q08 (Apr.-Jun. 2008), for a DART rate of 0.52.
- LBNL had 16 DART cases in FY 2008 (Oct. 2007-Jun. 2008), for a rate of 0.74.
- The DART FY08 target rate of 0.25 is the equivalent of eight DART cases for LBNL.



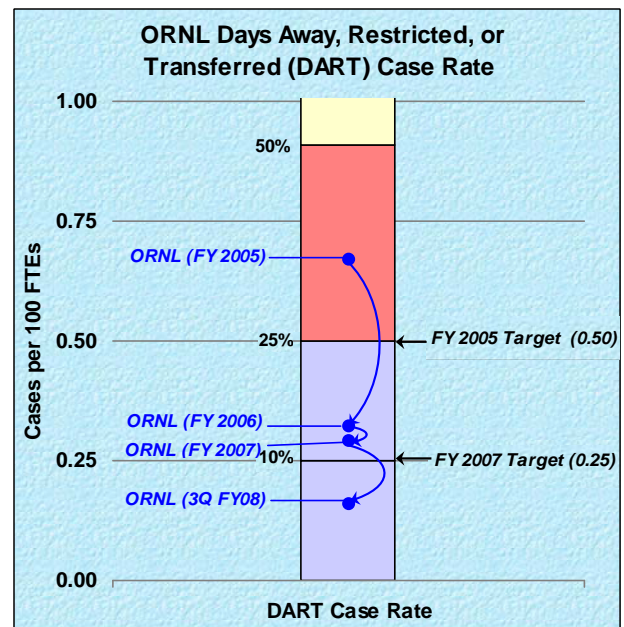
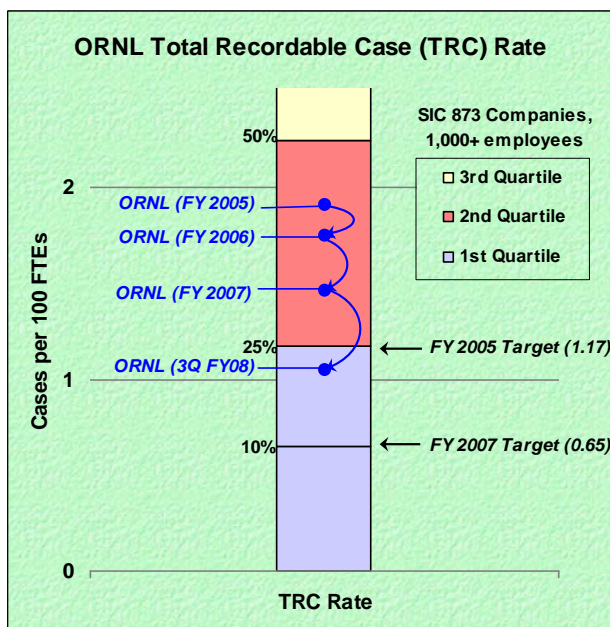
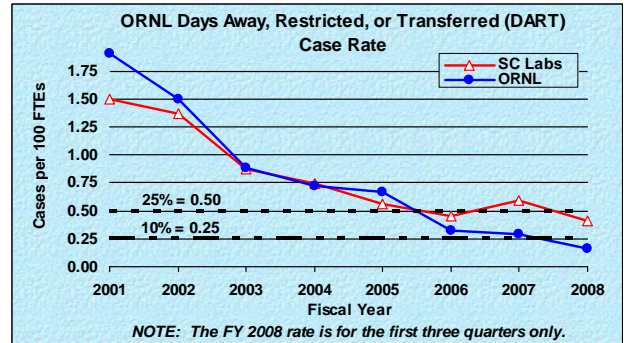
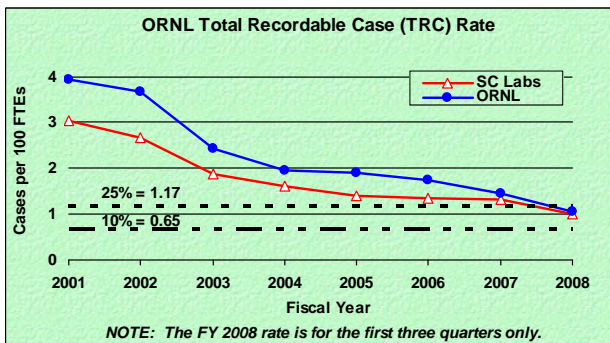
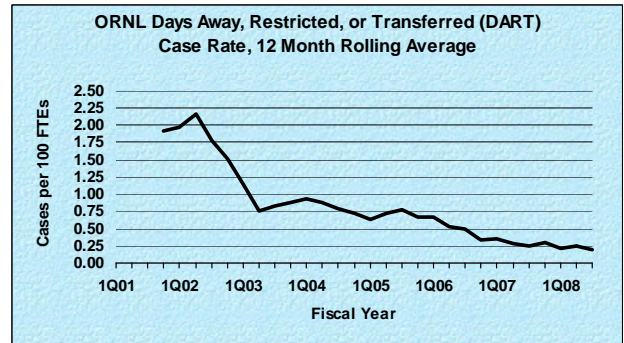
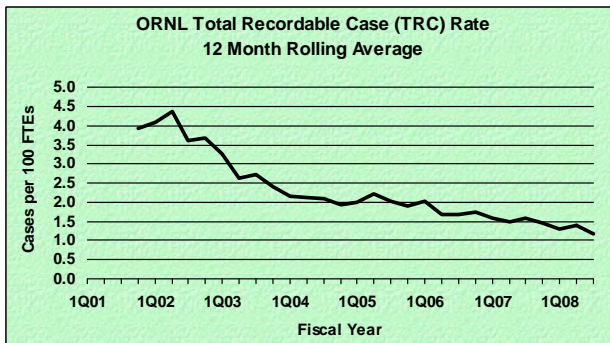
Oak Ridge National Laboratory Performance through June 2008

Total Recordable Case (TRC) Rate

- ORNL had 11 TRC cases in 3Q08 (Apr.-Jun. 2008), for a TRC rate of 1.03.
- ORNL had 33 TRC cases in FY 2008 (Oct. 2007-Jun. 2008), for a rate of 1.05.
- The TRC FY08 target rate of 0.65 is the equivalent of 26 TRC cases for ORNL.

Days Away, Restricted, or Transferred (DART) Case Rate

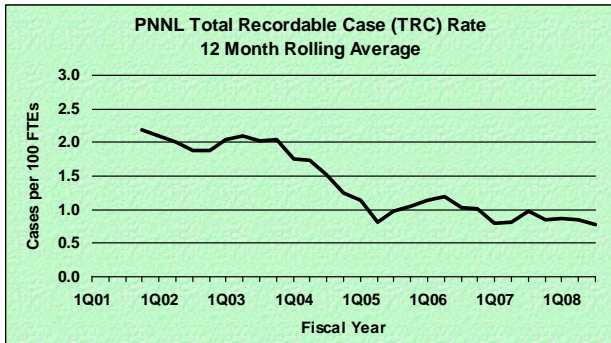
- ORNL had one DART case in 3Q08 (Apr.-Jun. 2008), for a DART rate of 0.09.
- ORNL had five DART cases in FY 2008 (Oct. 2007-Jun. 2008), for a rate of 0.16.
- The DART FY08 target rate of 0.25 is the equivalent of 10 DART cases for ORNL.



Pacific Northwest National Laboratory Performance through June 2008

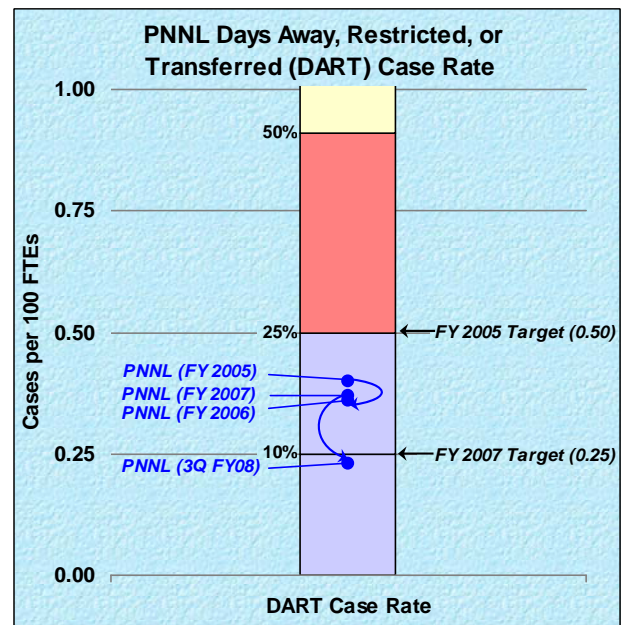
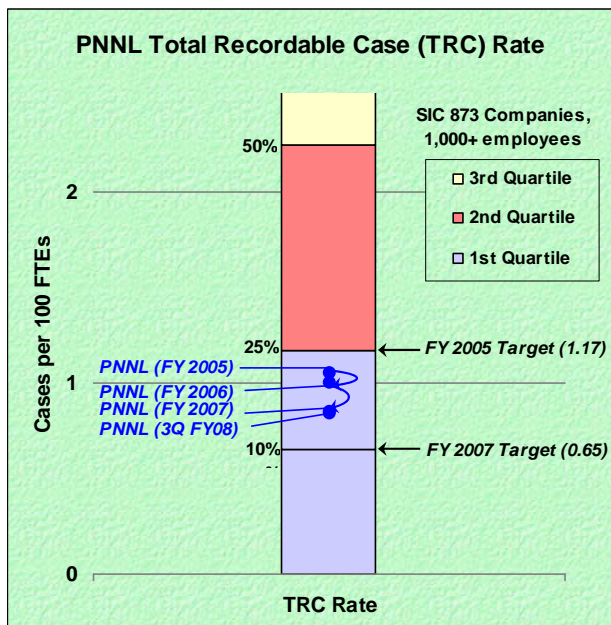
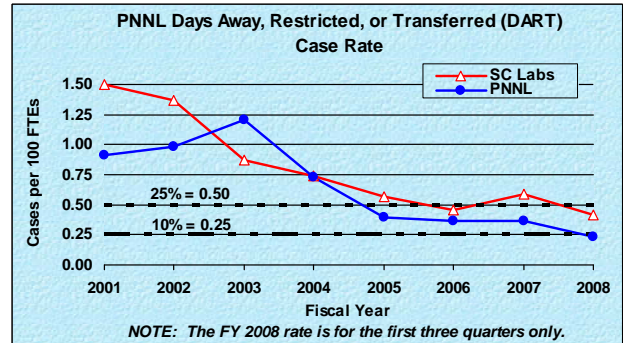
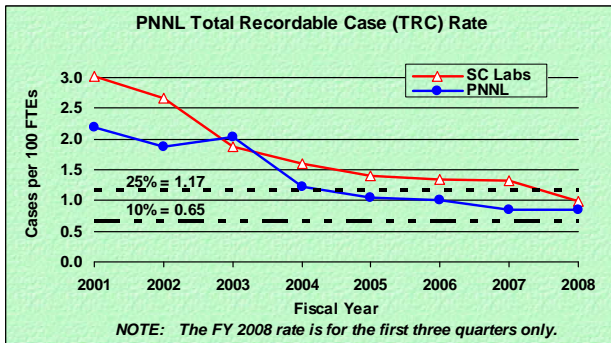
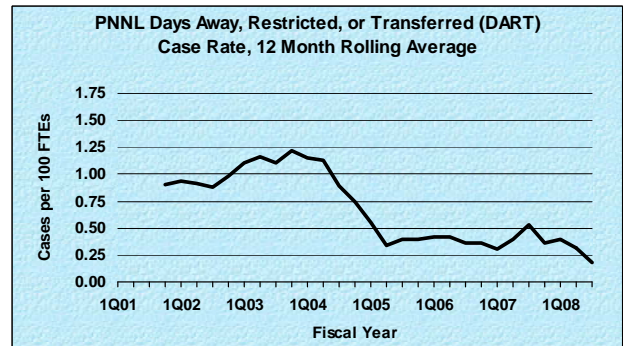
Total Recordable Case (TRC) Rate

- PNNL had eight TRC cases in 3Q08 (Apr.-Jun. 2008), for a TRC rate of 0.88.
- PNNL had 22 TRC cases in FY 2008 (Oct. 2007-Jun. 2008), for a TRC rate of 0.84.
- The TRC FY08 target rate of 0.65 is the equivalent of 23 TRC cases for PNNL.



Days Away, Restricted, or Transferred (DART) Case Rate

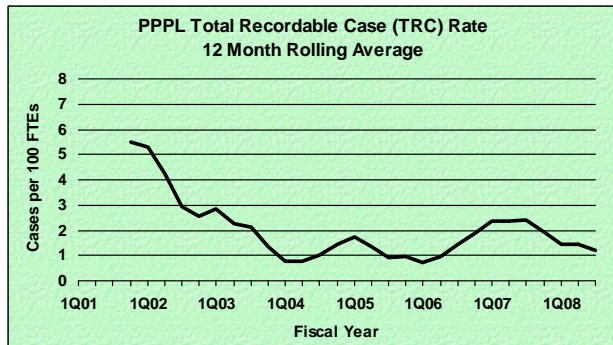
- PNNL had one DART case in 3Q08 (Apr.-Jun. 2008), for a DART rate of 0.11.
- PNNL had six DART cases in FY 2008 (Oct. 2007-Jun. 2008), for a rate of 0.23.
- The DART FY08 target rate of 0.25 is the equivalent of nine DART cases for PNNL.



Princeton Plasma Physics Laboratory Performance through June 2008

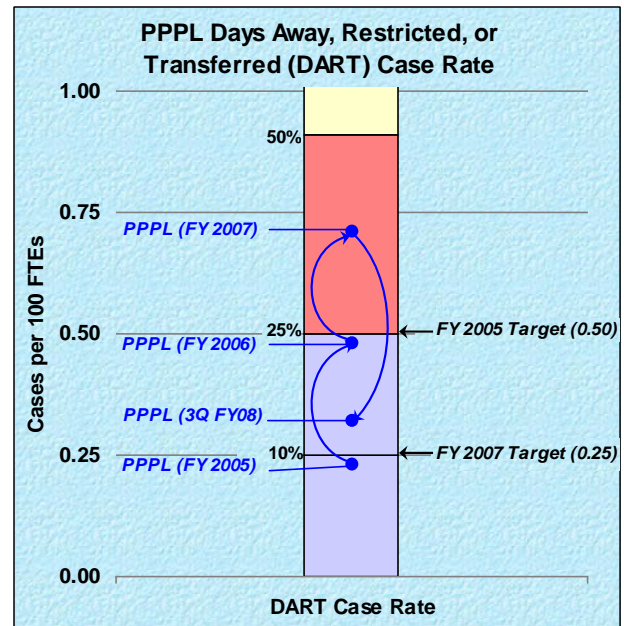
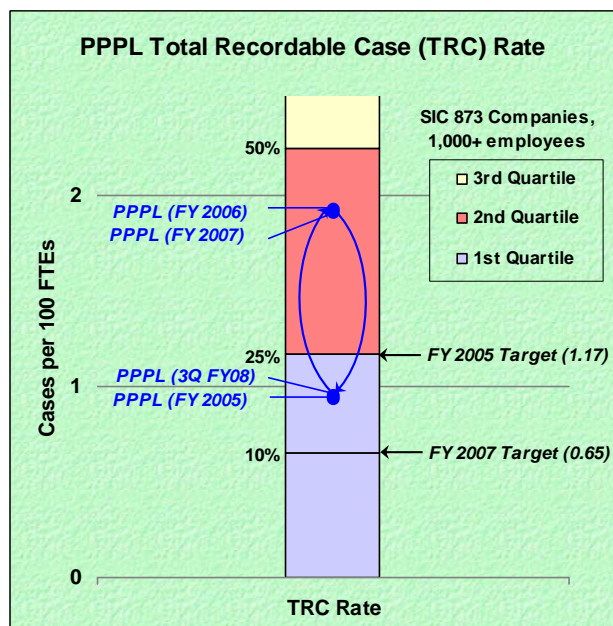
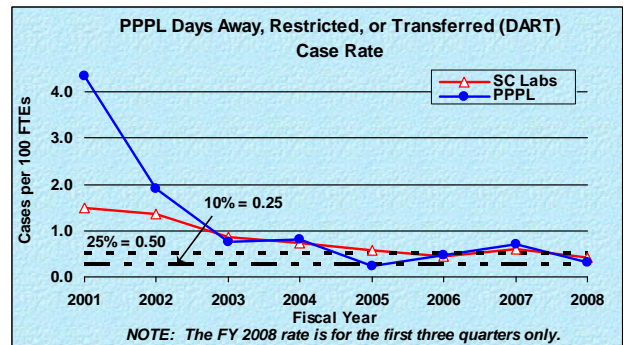
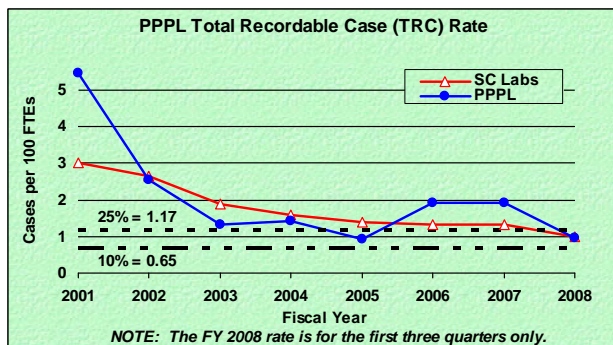
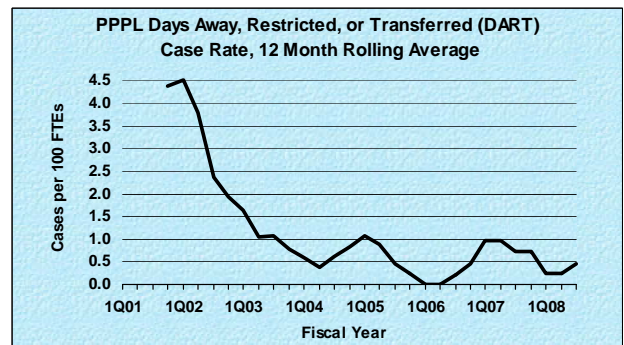
Total Recordable Case (TRC) Rate

- PPPL had one TRC case in 3Q08 (Apr.-Jun. 2008), for a TRC rate of 0.92.
- PPPL had three TRC cases in FY 2008 (Oct. 2007-Jun. 2008), for a TRC rate of 0.95.
- The TRC FY08 target rate of 0.65 is the equivalent of three cases for PPPL.



Days Away, Restricted, or Transferred (DART) Case Rate

- PPPL had one DART case in 3Q08 (Apr.-Jun. 2008), for a DART rate of 0.92.
- PPPL had one DART case in FY 2008 (Oct. 2007-Jun. 2008), for a DART rate of 0.32.
- The DART FY08 target rate of 0.25 is the equivalent of one DART case for PPPL.



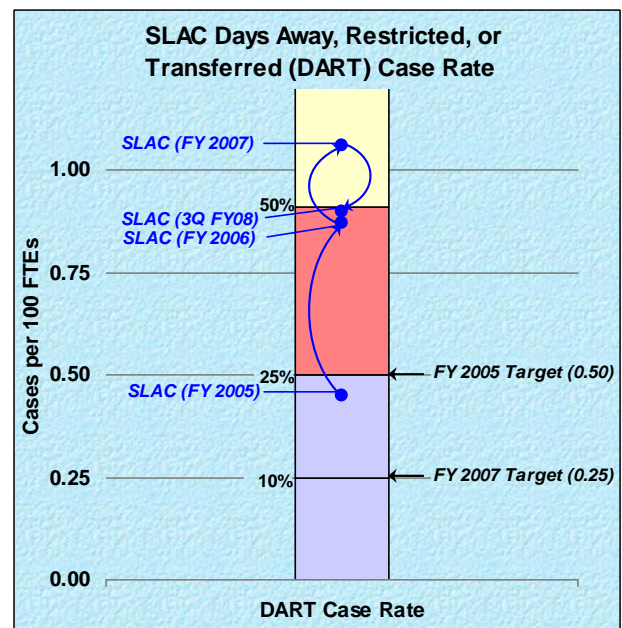
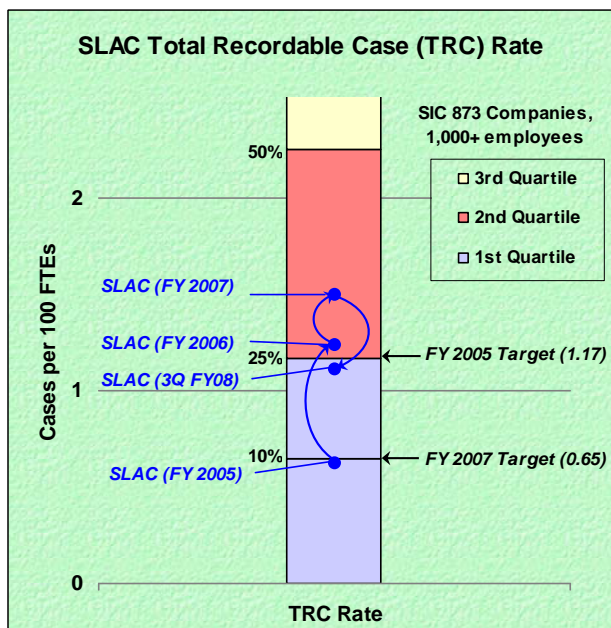
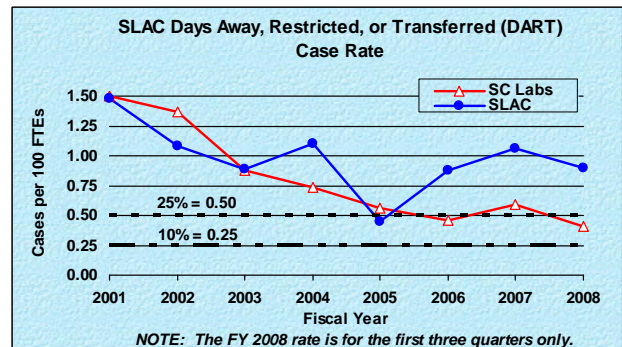
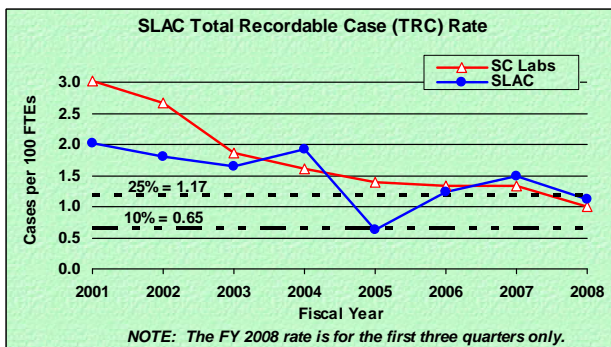
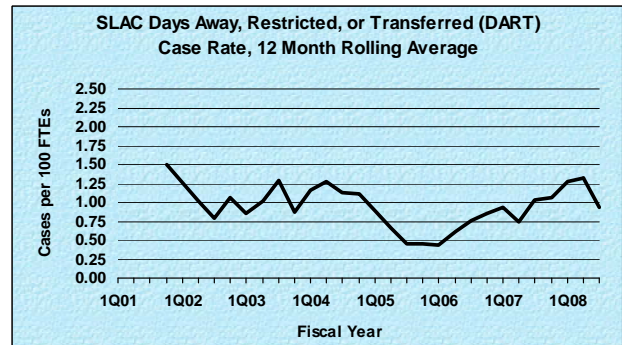
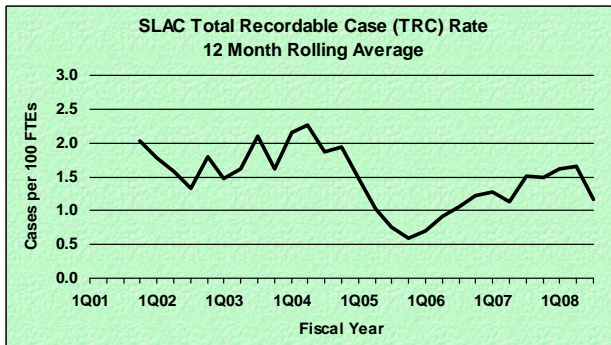
Stanford Linear Accelerator Center Performance through June 2008

Total Recordable Case (TRC) Rate

- SLAC had four TRC cases in 3Q08 (Apr.-Jun. 2008), for a TRC rate of 0.83.
- SLAC had 16 TRC cases in FY 2008 (Oct. 2007-Jun. 2008), for a TRC rate of 1.11.
- The TRC FY08 target rate of 0.65 is the equivalent of 15 TRC cases for SLAC.

Days Away, Restricted, or Transferred (DART) Case Rate

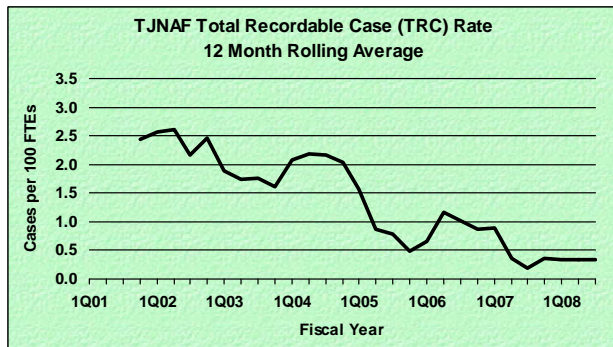
- SLAC had three DART cases in 3Q08 (Apr.-Jun. 2008), for a DART rate of 0.62.
- SLAC had 13 DART cases in FY 2008 (Oct. 2007-Jun. 2008), for a rate of 0.90.
- The DART FY08 target rate of 0.25 is the equivalent of six DART cases for SLAC.



Thomas Jefferson National Accelerator Facility Performance through June 2008

Total Recordable Case (TRC) Rate

- TJNAF had zero TRC cases in 3Q08 (Apr.-Jun. 2008).
- TJNAF had one TRC case in FY 2008 (Oct. 2007-Jun. 2008), for a rate of 0.22.
- The TRC FY08 target rate of 0.65 is the equivalent of four TRC cases for TJNAF.



Days Away, Restricted, or Transferred (DART) Case Rate

- TJNAF had zero DART cases in 3Q08 (Apr.-Jun. 2008).
- TJNAF had one DART case in FY 2008 (Oct. 2007-Jun. 2008), for a rate of 0.22.
- The DART FY08 target rate of 0.25 is the equivalent of about two cases for TJNAF.

