

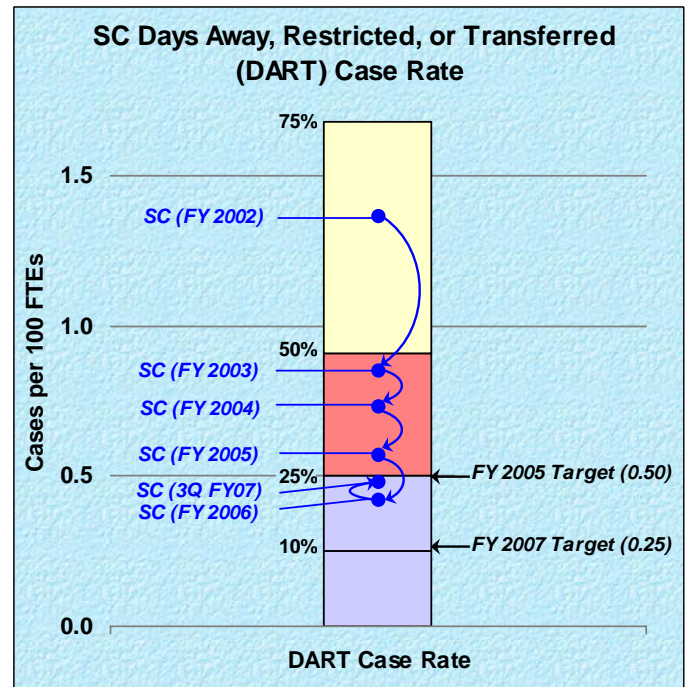
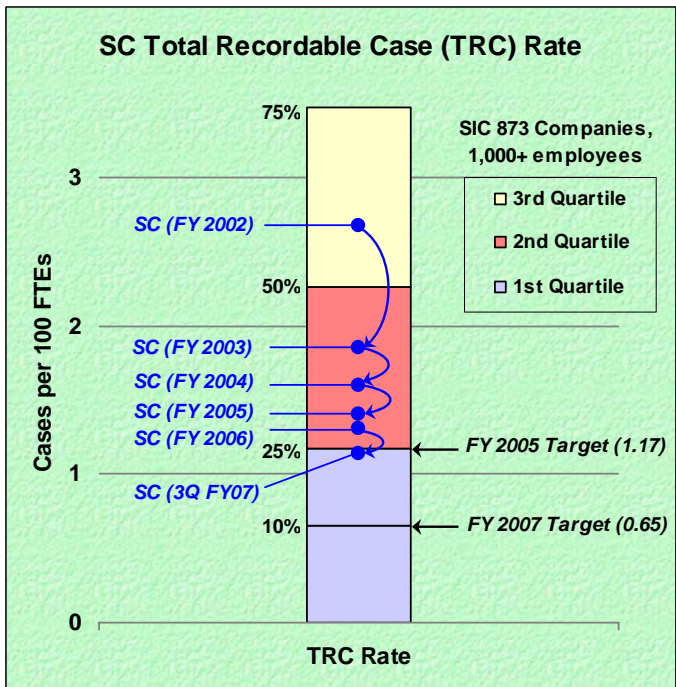
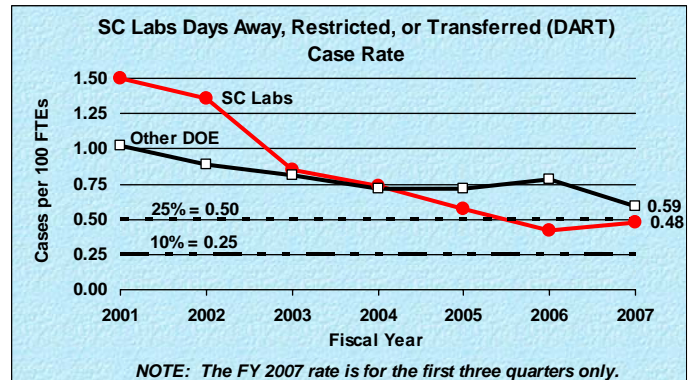
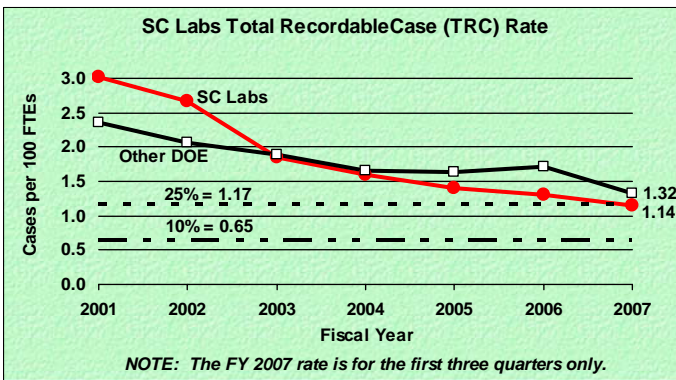
Office of Science Injury Rate Reduction Performance through June 2007

Total Recordable Case (TRC) Rate

- The SC complex had 192 cases through 3Q07.
- The SC TRC rate for the first three quarters of FY 2007 (Oct. 2006-June 2007) was 1.14, a 13 percent decrease from the FY06 rate of 1.31.
- From FY02 to FY06, TRC cases decreased from 593 to 283, a 52 percent drop that reduced TRC injuries by 310.

Days Away, Restricted, or Transferred (DART) Case Rate

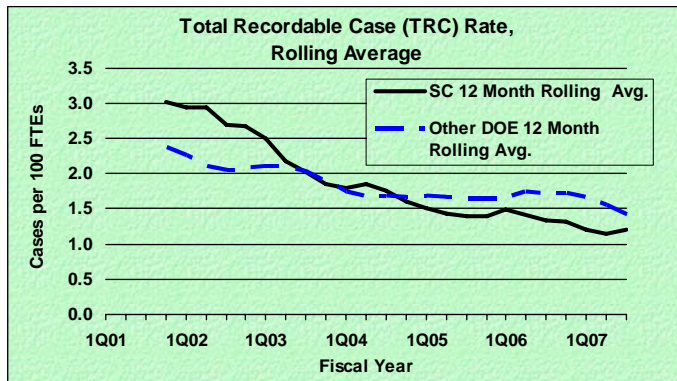
- The SC complex had 80 cases through 3Q07.
- The SC DART rate for the first three quarters of FY 2007 (Oct. 2006-June 2007) was 0.48, a 14 percent increase from the FY06 rate of 0.42.
- From FY02 to FY06, DART cases decreased from 301 to 90, a 70 percent drop that reduced DART injuries by 211.



Office of Science Injury Rate Reduction Performance through June 2007, continued

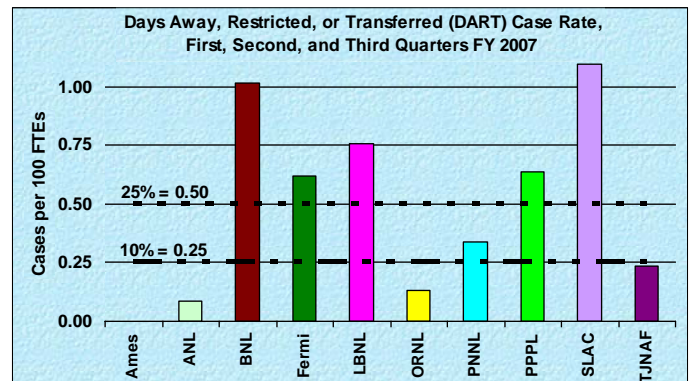
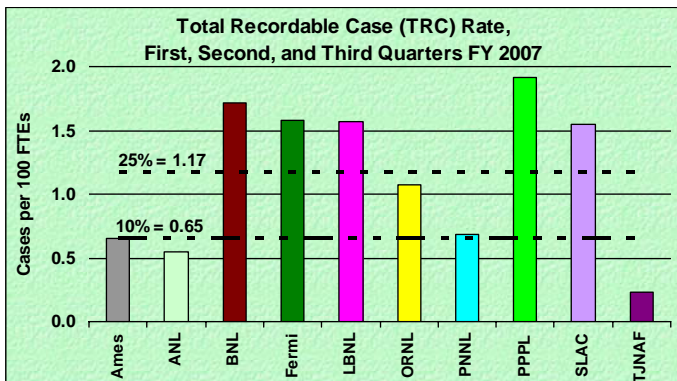
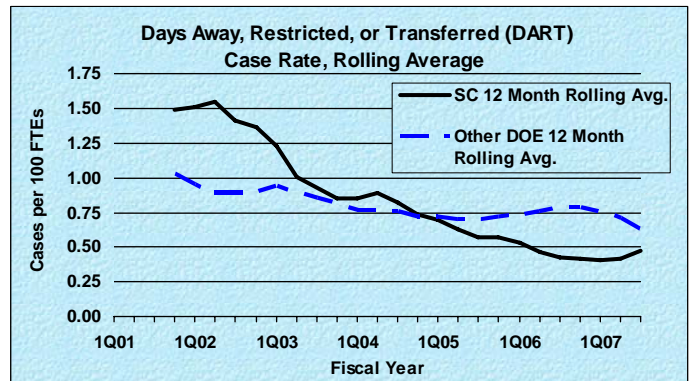
Total Recordable Case (TRC) Rate

- The 12-month TRC rolling average shows a slight upward trend.



Days Away, Restricted, or Transferred (DART) Case Rate

- The 12-month DART rolling average shows a slight upward trend.



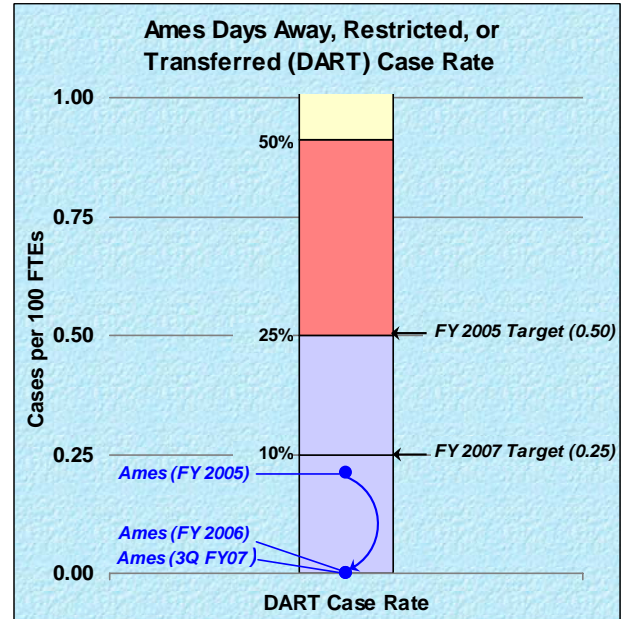
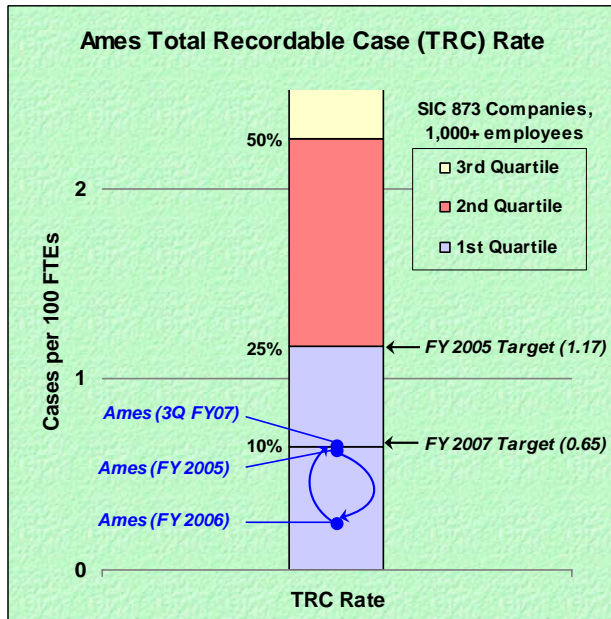
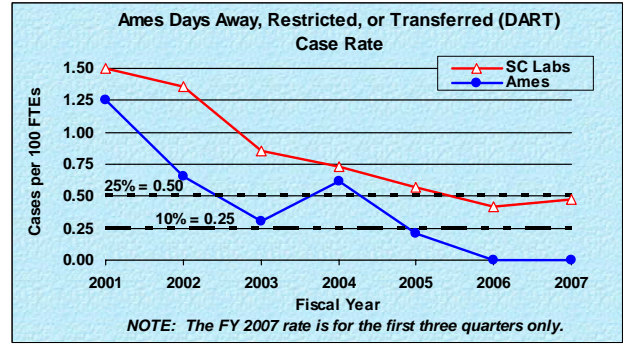
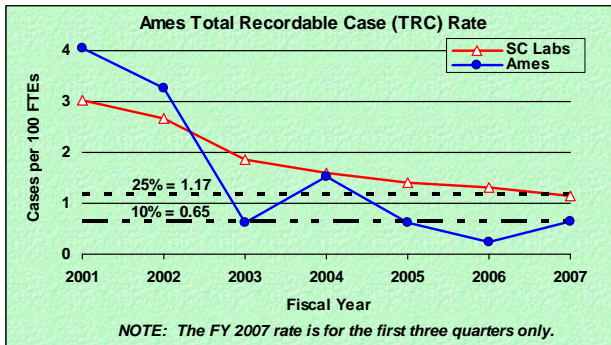
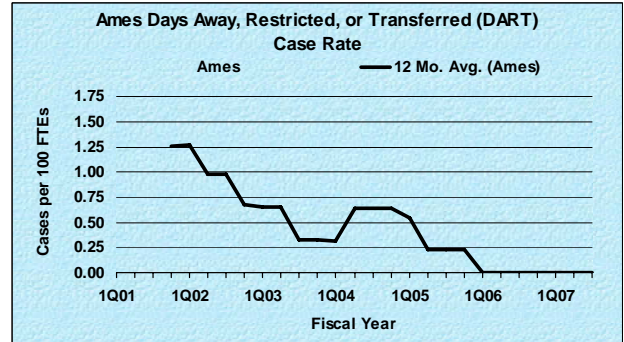
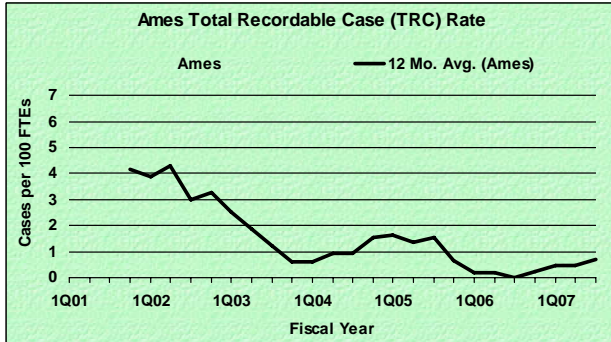
Ames Laboratory Performance through June 2007

Total Recordable Case (TRC) Rate

- Ames had one TRC case in 3Q07 (April-June 2007), for a TRC rate of 0.94.
- Ames had two TRC cases in FY 2007 (Oct. 2006-June 2007), for a TRC rate of 0.65.
- The TRC FY07 target rate of 0.65 is the equivalent of three TRC cases for Ames.

Days Away, Restricted, or Transferred (DART) Case Rate

- Ames had zero DART cases in 3Q07 (April-June 2007).
- Ames had zero DART cases in FY 2007 (Oct. 2006-June 2007).
- The DART FY07 target rate of 0.25 is the equivalent of one DART case for Ames.



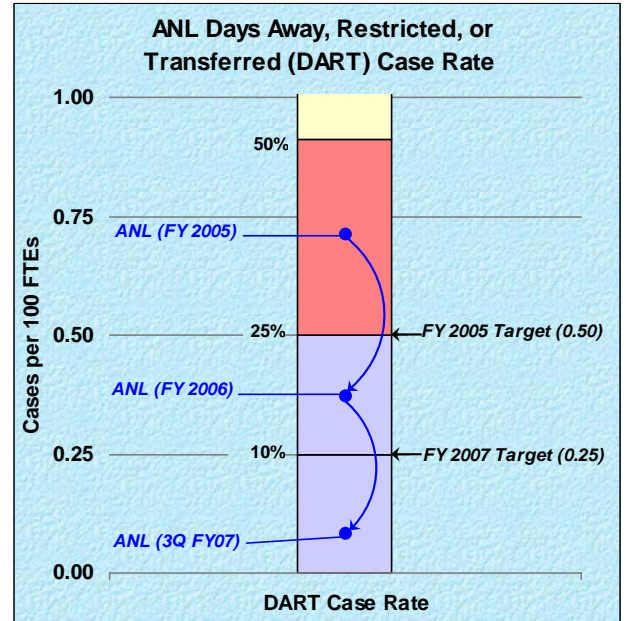
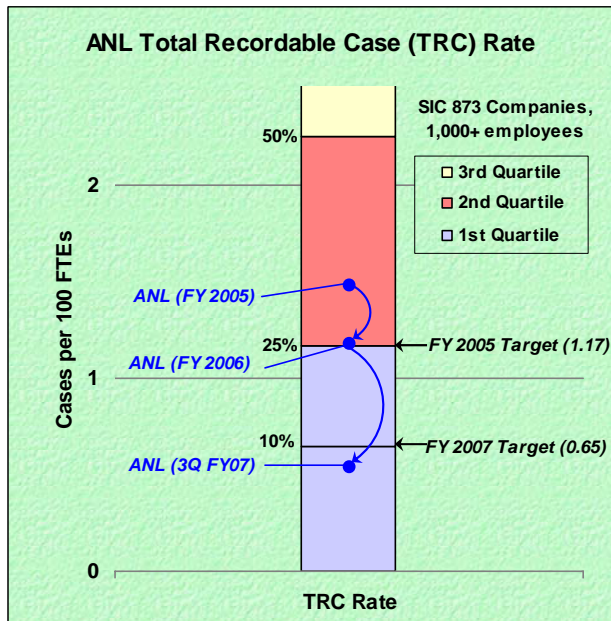
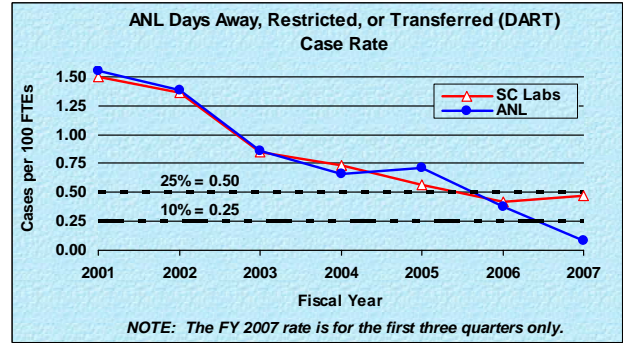
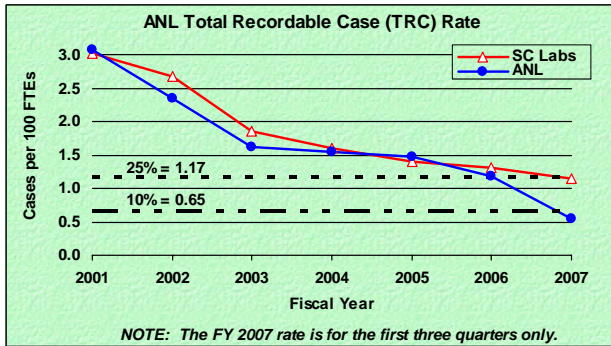
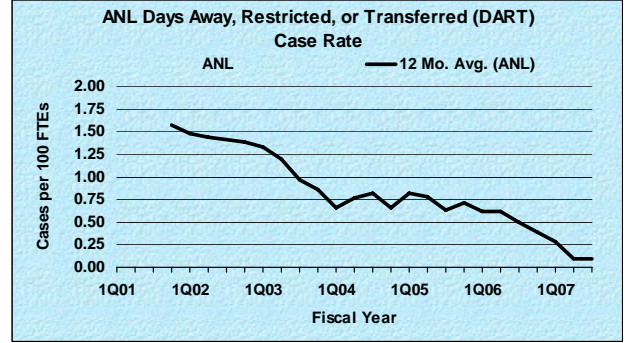
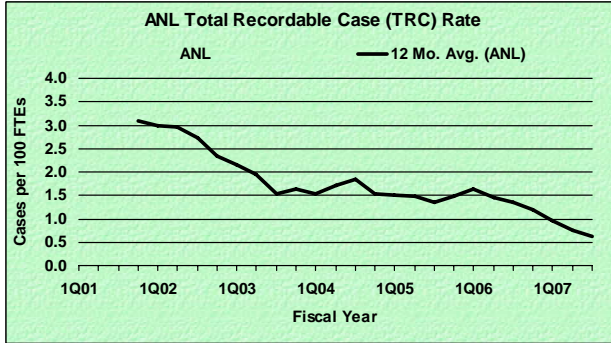
Argonne National Laboratory Performance through June 2007

Total Recordable Case (TRC) Rate

- ANL had three TRC cases in 3Q07 (April-June 2007), for a TRC rate of 0.37.
- ANL had 13 TRC cases in FY 2007 (Oct. 2006-June 2007), for a TRC rate of 0.54.
- The TRC FY07 target rate of 0.65 is the equivalent of 22 TRC cases for ANL.

Days Away, Restricted, or Transferred (DART) Case Rate

- ANL had one DART case in 3Q07 (April-June 2007), for a DART rate of 0.12.
- ANL had two DART cases in FY 2007 (Oct. 2006-June 2007), for a DART rate of 0.08.
- The DART FY07 target rate of 0.25 is the equivalent of nine DART cases for ANL.



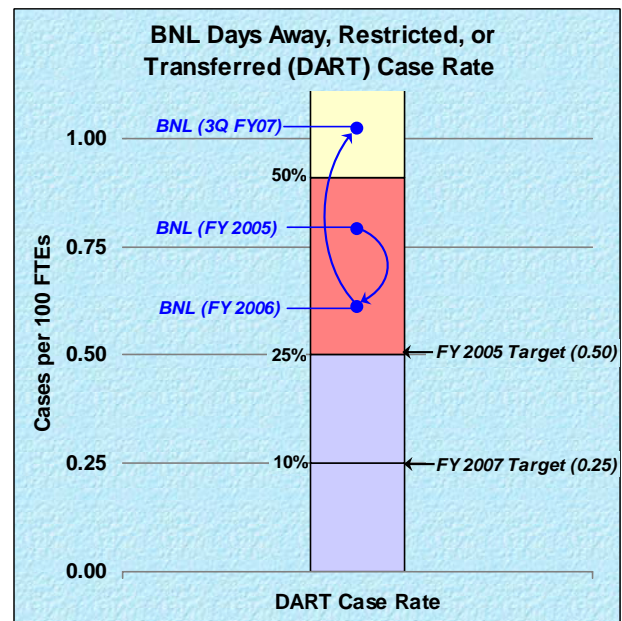
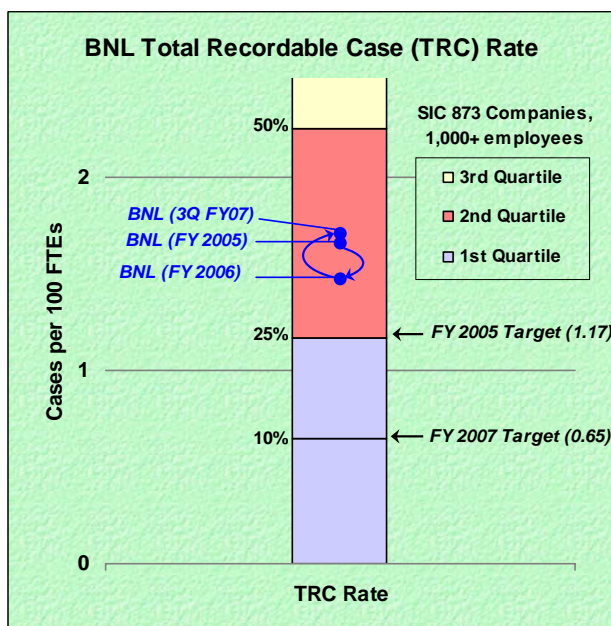
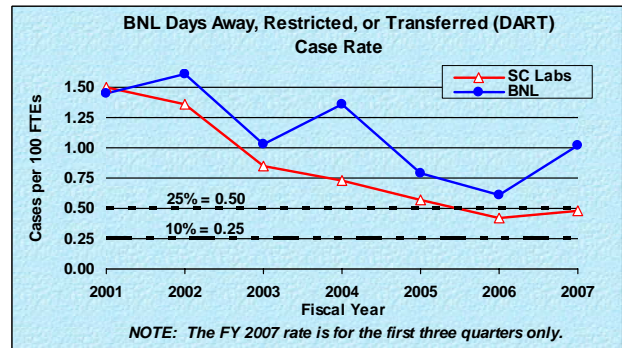
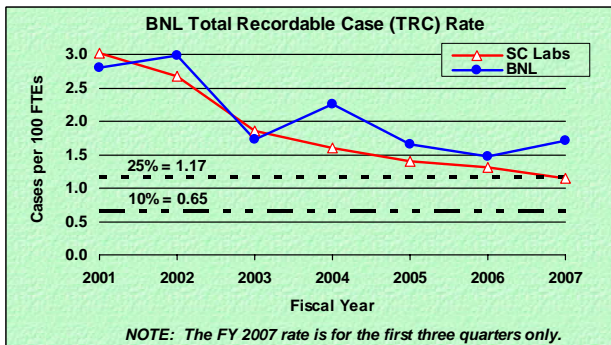
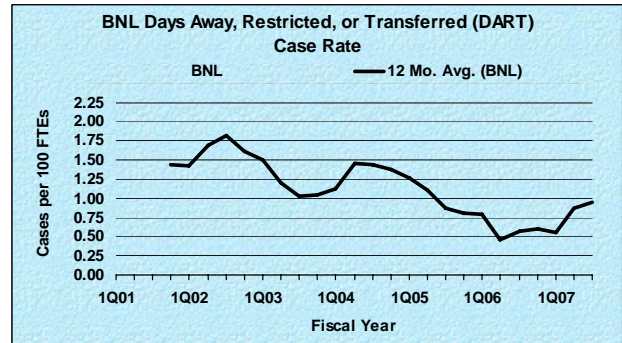
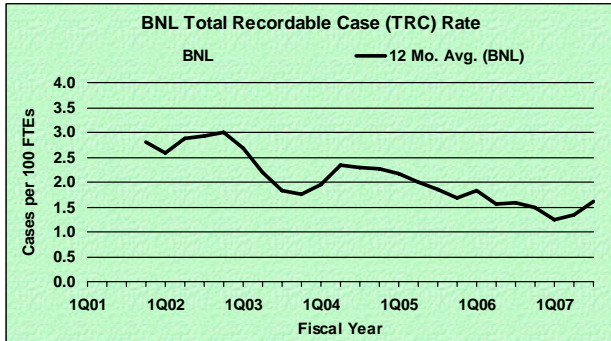
Brookhaven National Laboratory Performance through June 2007

Total Recordable Case (TRC) Rate

- BNL had 14 TRC cases in 3Q07 (April-June 2007), for a TRC rate of 2.14.
- BNL had 32 TRC cases in FY 2007 (Oct. 2006-June 2007), for a TRC rate of 1.71.
- The TRC FY07 target rate of 0.65 is the equivalent of 16 TRC cases for BNL.

Days Away, Restricted, or Transferred (DART) Case Rate

- BNL had seven DART cases in 3Q07 (April-June 2007), for a DART rate of 1.07.
- BNL had 19 DART cases in FY 2007 (Oct. 2006-June 2007), for a DART rate of 1.02.
- The DART FY07 target rate of 0.25 is the equivalent of six DART cases for BNL.



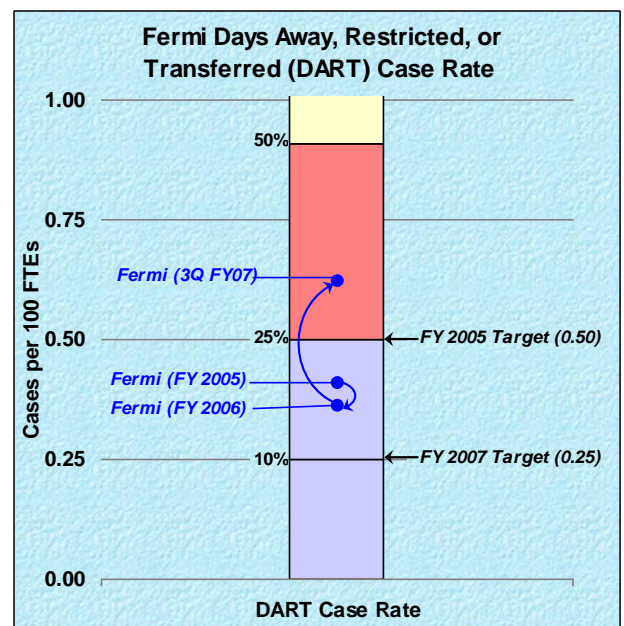
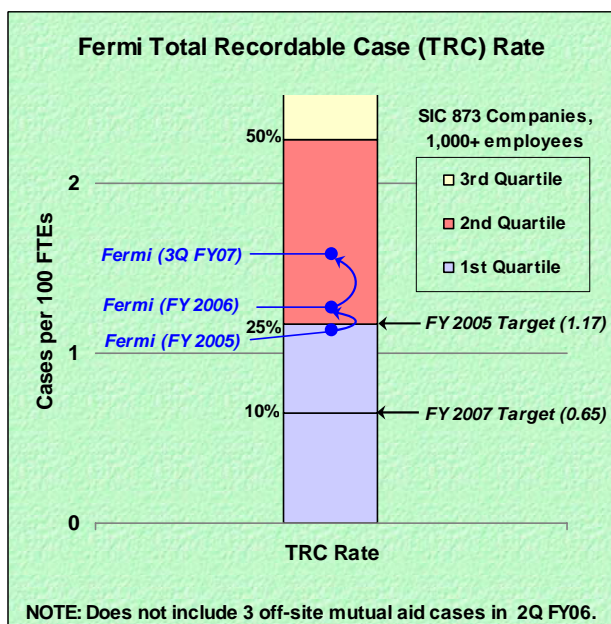
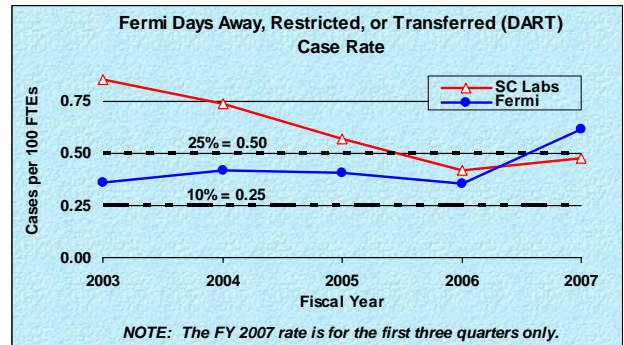
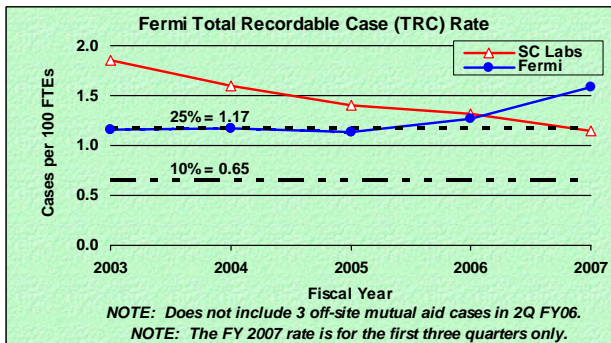
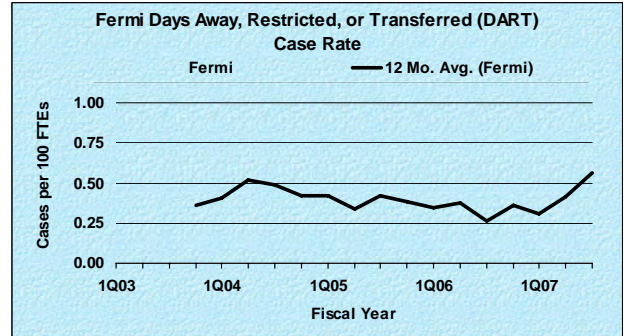
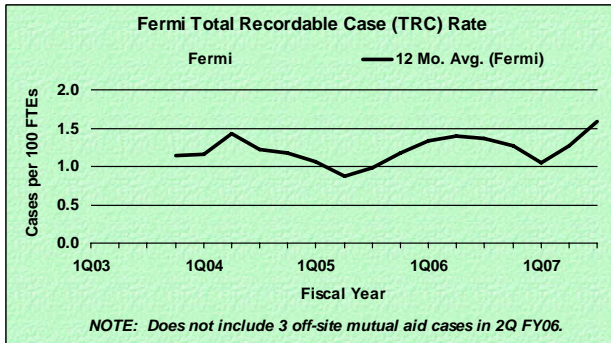
Fermi National Accelerator Laboratory Performance through June 2007

Total Recordable Case (TRC) Rate

- Fermilab had 10 TRC cases in 3Q07 (April-June 2007), for a TRC rate of 2.00.
- Fermilab had 23 TRC cases in FY 2007 (Oct. 2006-June 2007), for a rate of 1.58.
- The TRC FY07 target rate of 0.65 is the equivalent of 13 TRC cases for Fermilab.

Days Away, Restricted, or Transferred (DART) Case Rate

- Fermilab had three DART cases in 3Q07 (April-June 2007), for a DART rate of 0.60.
- Fermilab had nine DART cases in FY 2007 (Oct. 2006-June 2007), for a rate of 0.62.
- The DART FY07 target rate of 0.25 is the equivalent of five DART cases for Fermilab.



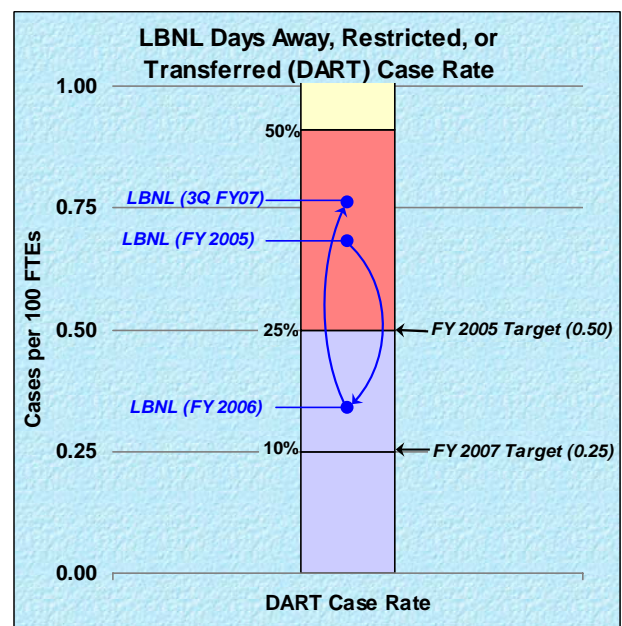
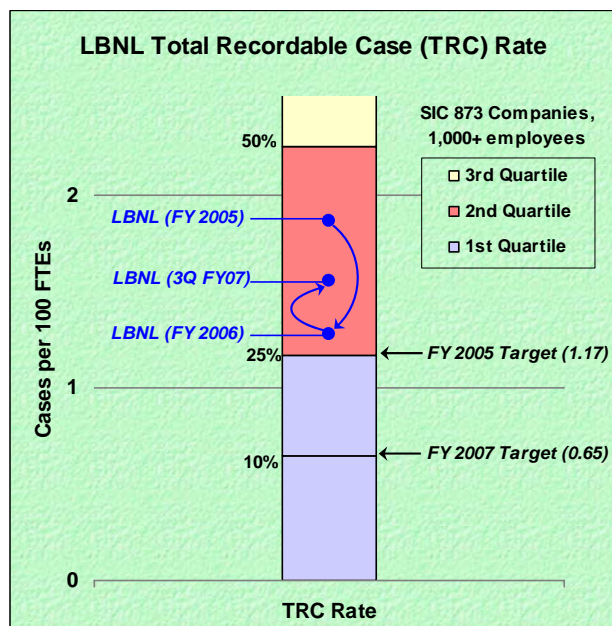
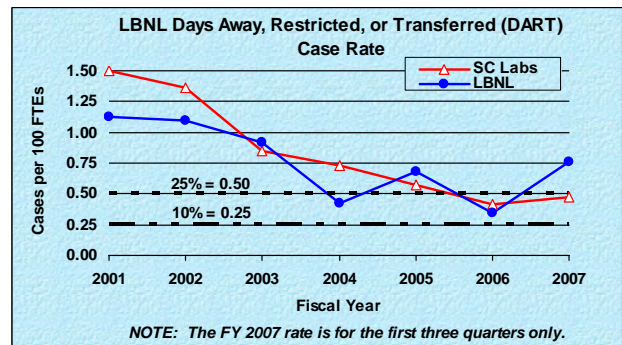
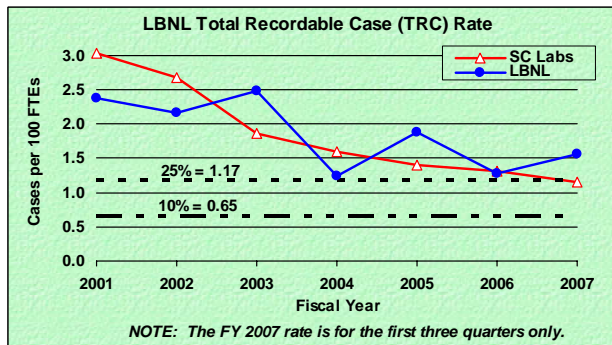
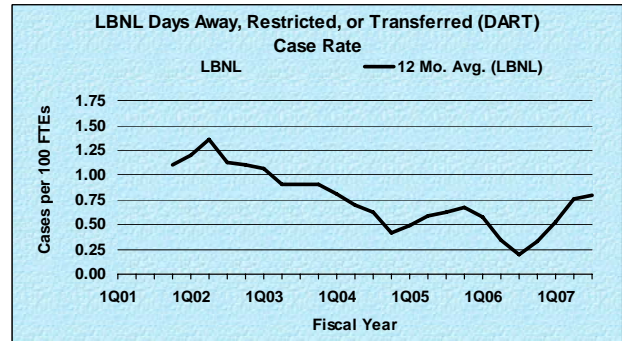
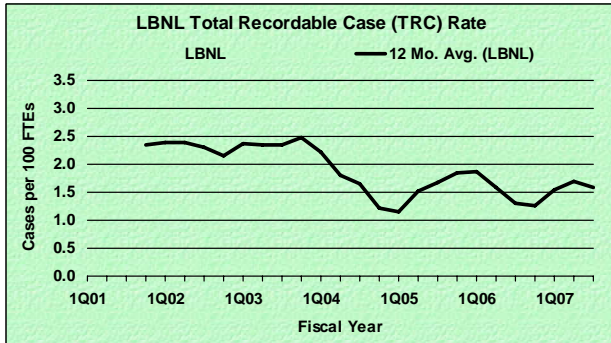
Lawrence Berkeley National Laboratory Performance through June 2007

Total Recordable Case (TRC) Rate

- LBNL had six TRC cases in 3Q07 (April-June 2007), for a TRC rate of 0.80.
- LBNL had 33 TRC cases in FY 2007 (Oct. 2006-June 2007), for a TRC rate of 1.56.
- The TRC FY07 target rate of 0.65 is the equivalent of 20 TRC cases for LBNL.

Days Away, Restricted, or Transferred (DART) Case Rate

- LBNL had two DART cases in 3Q07 (April-June 2007), for a DART rate of 0.27.
- LBNL had 16 DART cases in FY 2007 (Oct. 2006-June 2007), for a DART rate of 0.76.
- The DART FY07 target rate of 0.25 is the equivalent of eight DART cases for LBNL.



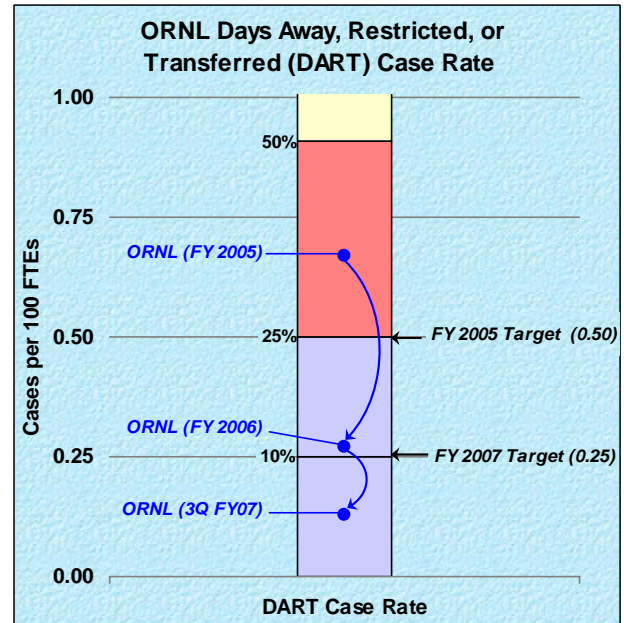
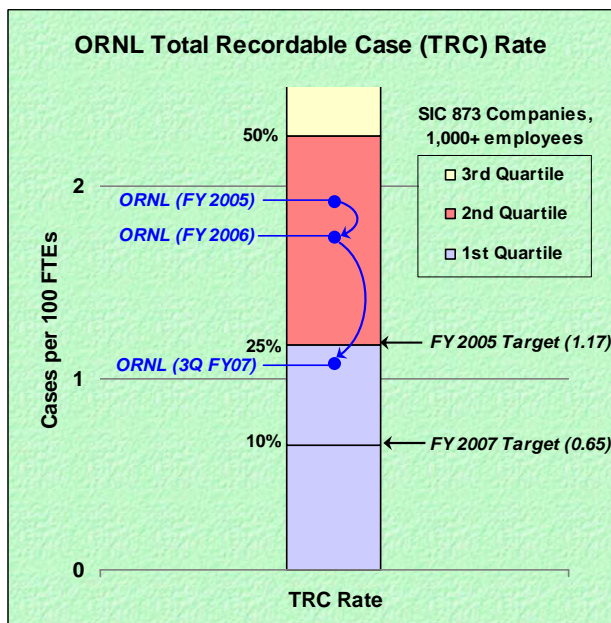
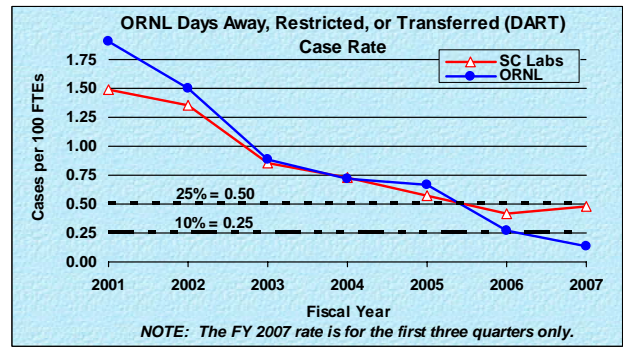
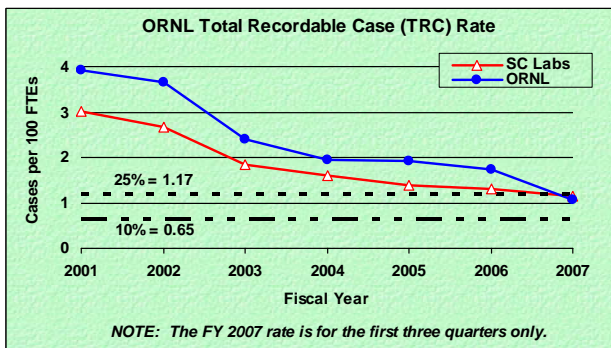
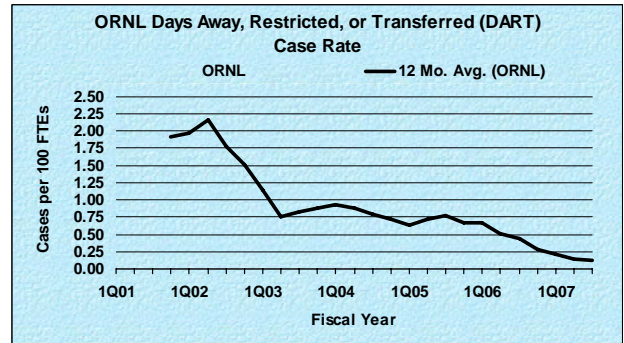
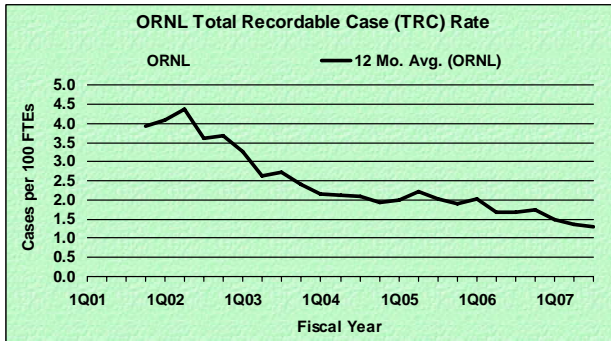
Oak Ridge National Laboratory Performance through June 2007

Total Recordable Case (TRC) Rate

- ORNL had 17 TRC cases in 3Q07 (April-June 2007), for a TRC rate of 1.41.
- ORNL had 40 TRC cases in FY 2007 (Oct. 2006-June 2007), for a TRC rate of 1.07.
- The TRC FY07 target rate of 0.65 is the equivalent of 26 TRC cases for ORNL.

Days Away, Restricted, or Transferred (DART) Case Rate

- ORNL had two DART cases in 3Q07 (April-June 2007), for a DART rate of 0.17.
- ORNL had five DART cases in FY 2007 (Oct. 2006-June 2007), for a rate of 0.13.
- The DART FY07 target rate of 0.25 is the equivalent of 10 DART cases for ORNL.



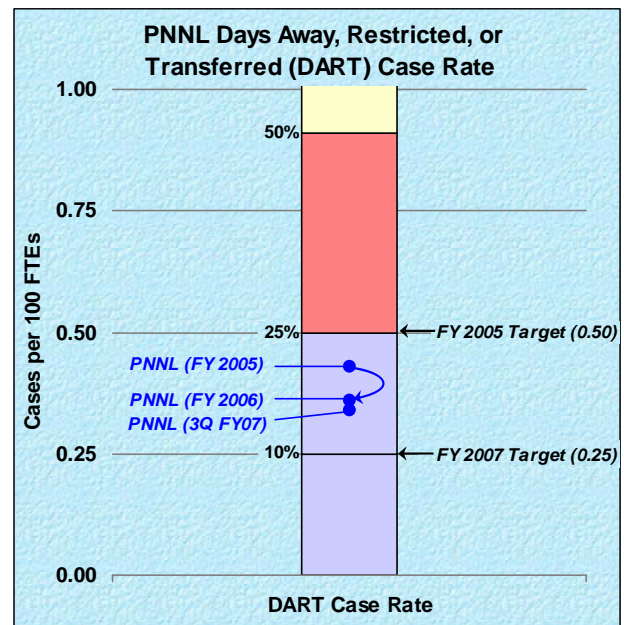
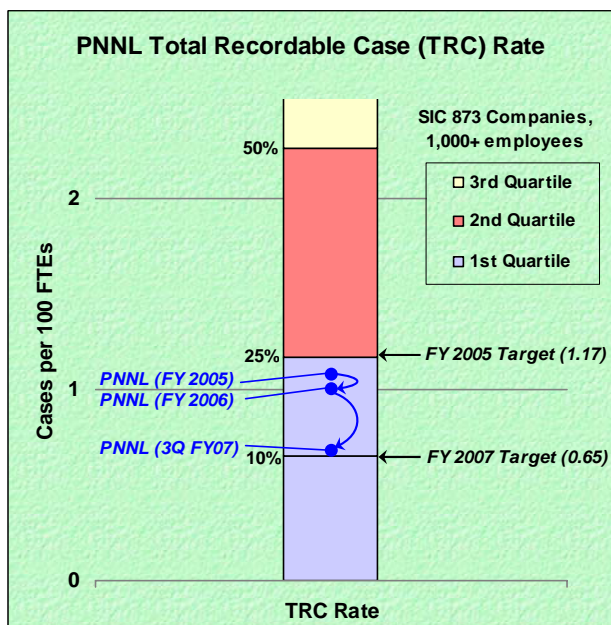
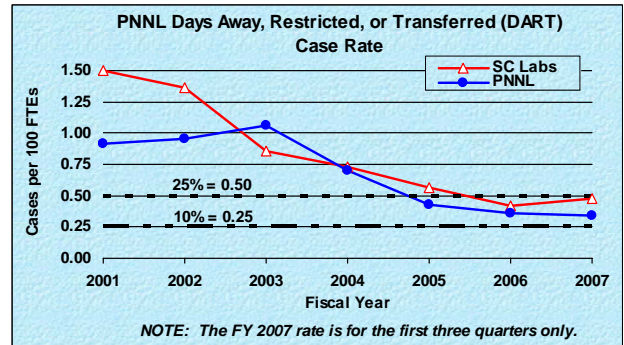
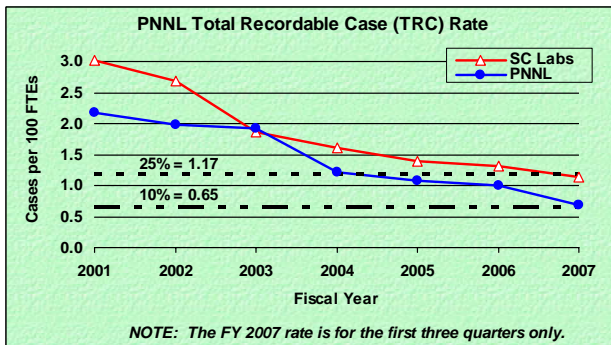
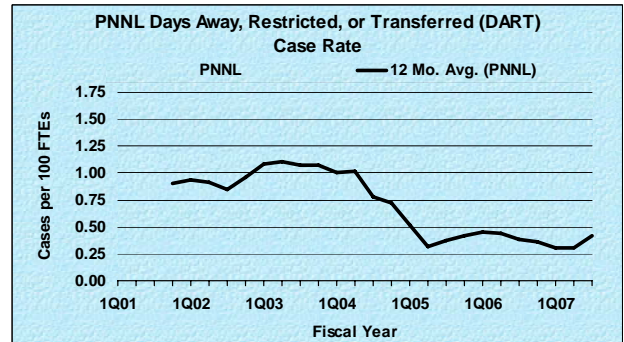
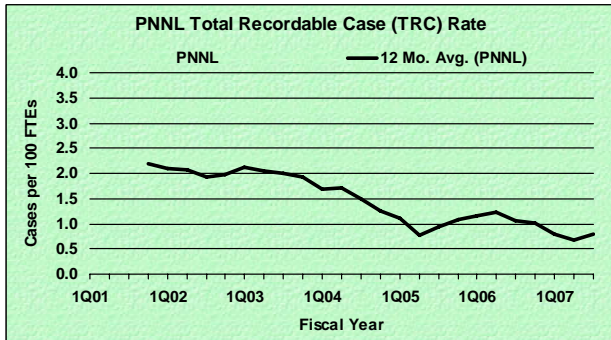
Pacific Northwest National Laboratory Performance through June 2007

Total Recordable Case (TRC) Rate

- PNNL had nine TRC cases in 3Q07 (April-June 2007), for a TRC rate of 1.00.
- PNNL had 18 TRC cases in FY 2007 (Oct. 2006-June 2007), for a rate of 0.68.
- The TRC FY07 target rate of 0.65 is the equivalent of 23 TRC cases for PNNL.

Days Away, Restricted, or Transferred (DART) Case Rate

- PNNL had five DART cases in 3Q07 (April-June 2007), for a DART rate of 0.56.
- PNNL had nine DART cases in FY 2007 (Oct. 2006-June 2007), for a rate of 0.34.
- The DART FY07 target rate of 0.25 is the equivalent of nine DART cases for PNNL.



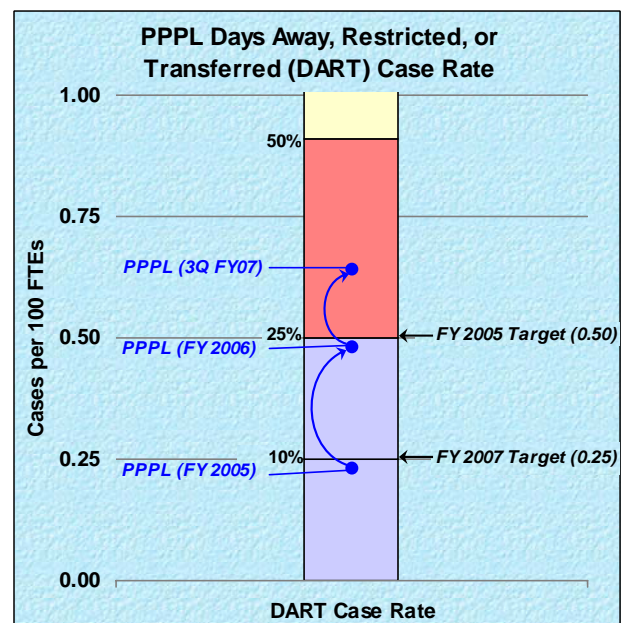
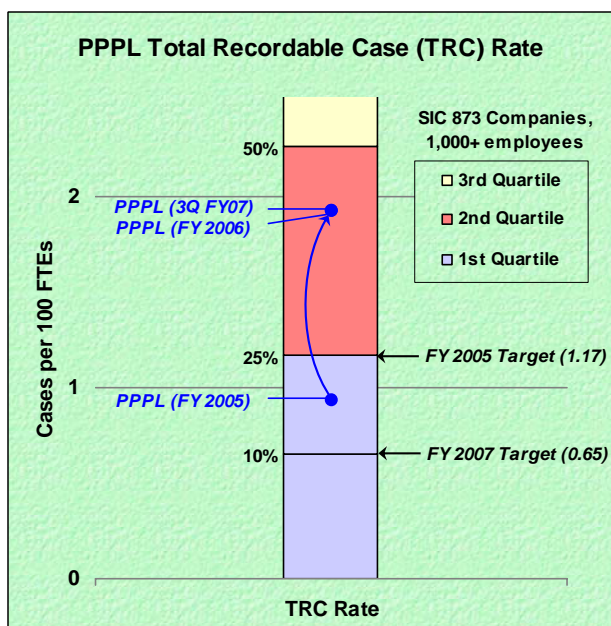
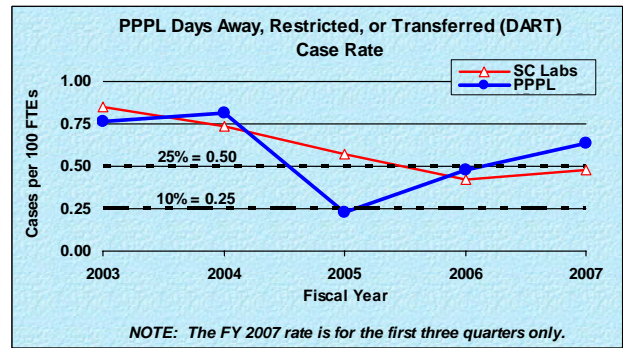
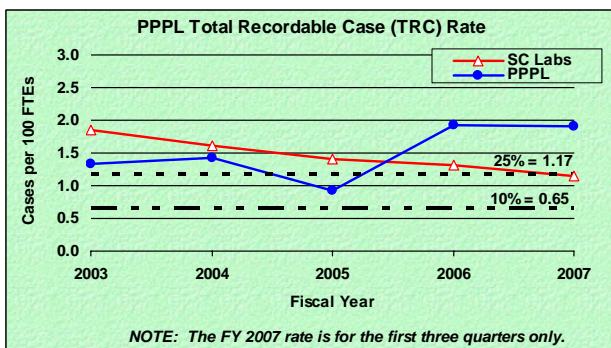
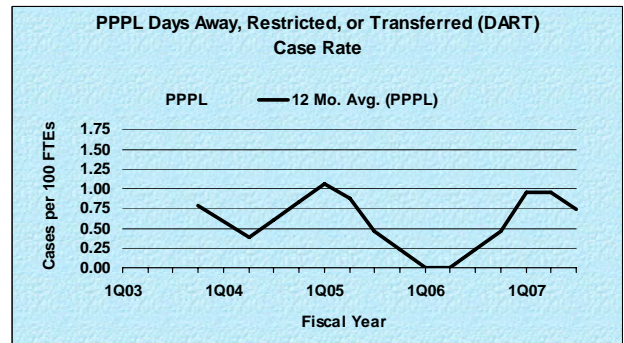
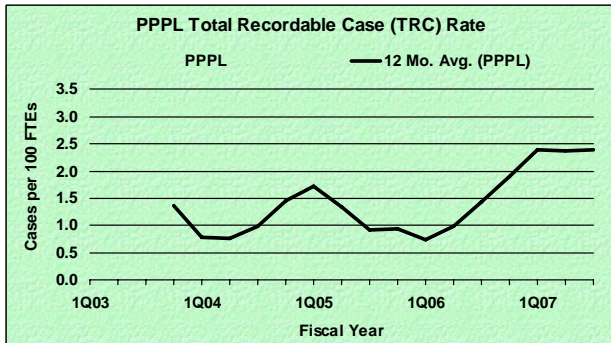
Princeton Plasma Physics Laboratory Performance through June 2007

Total Recordable Case (TRC) Rate

- PPPL had two TRC cases in 3Q07 (April-June 2007), for a TRC rate of 1.93.
- PPPL had six TRC cases in FY 2007 (Oct. 2006-June 2007), for a TRC rate of 1.92.
- The TRC FY07 target rate of 0.65 is the equivalent of three cases for PPPL.

Days Away, Restricted, or Transferred (DART) Case Rate

- PPPL had zero DART cases in 3Q07 (April-June 2007).
- PPPL had two DART cases in FY 2007 (Oct. 2006-June 2007), for a rate of 0.64.
- The DART FY07 target rate of 0.25 is the equivalent of one DART case for PPPL.



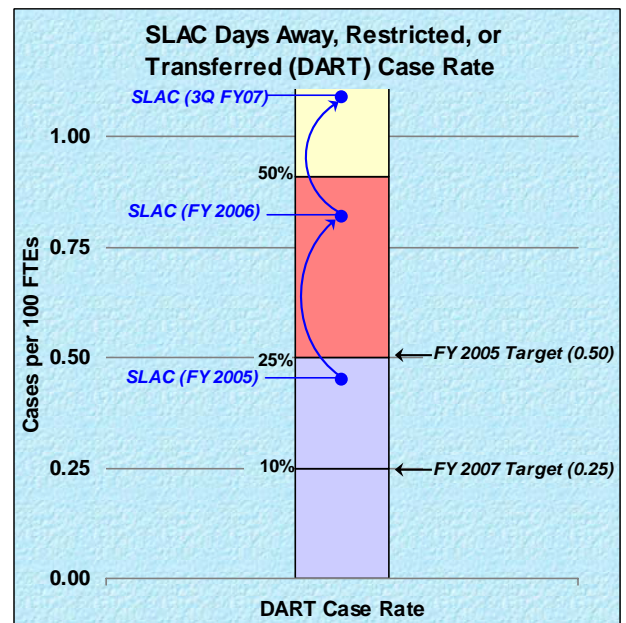
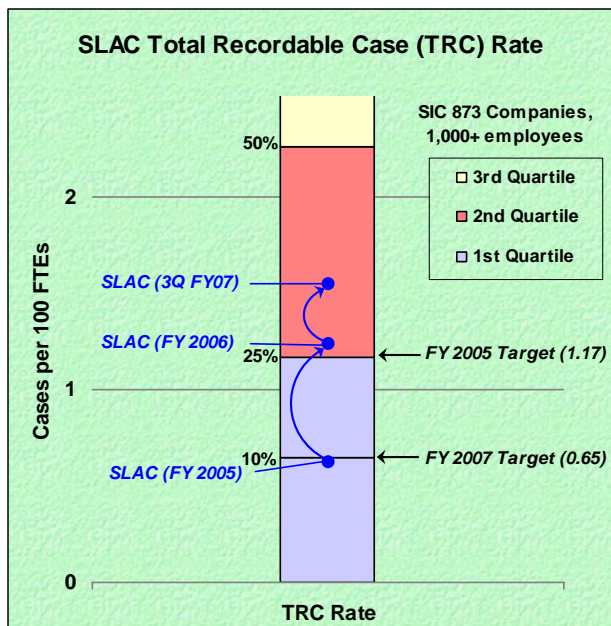
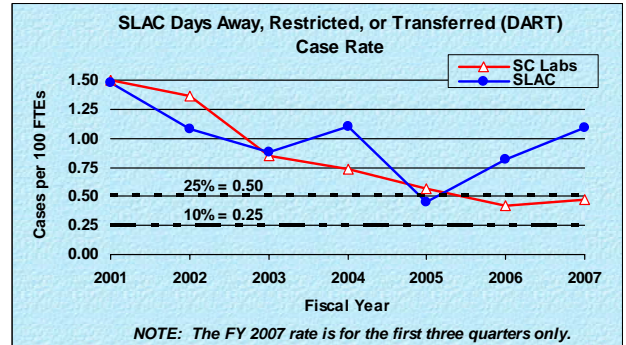
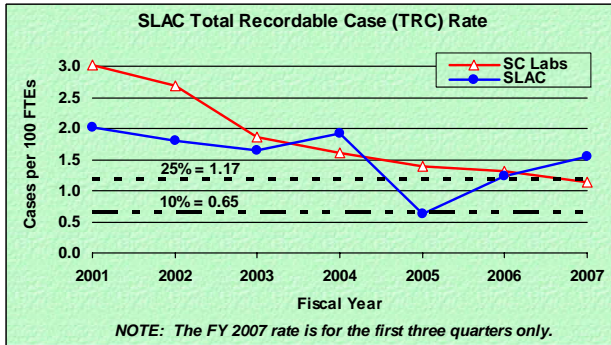
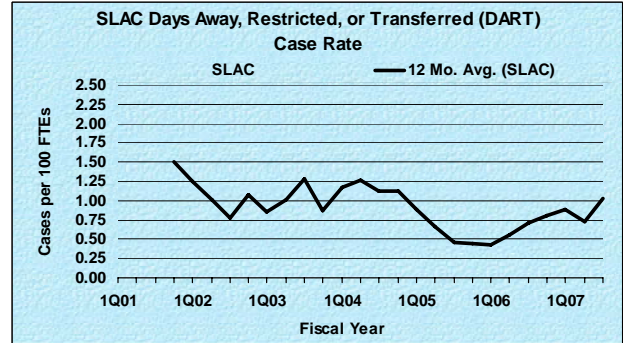
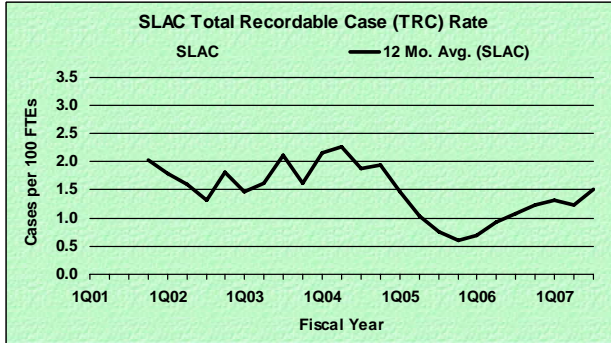
Stanford Linear Accelerator Center Performance through June 2007

Total Recordable Case (TRC) Rate

- SLAC had 12 TRC cases in 3Q07 (April-June 2007), for a TRC rate of 2.35.
- SLAC had 24 TRC cases in FY 2007 (Oct. 2006-June 2007), for a TRC rate of 1.54.
- The TRC FY07 target rate of 0.65 is the equivalent of 15 TRC cases for SLAC.

Days Away, Restricted, or Transferred (DART) Case Rate

- SLAC had 11 DART cases in 3Q07 (April-June 2007), for a DART rate of 2.16.
- SLAC had 17 DART cases in FY 2007 (Oct. 2006-June 2007), for a rate of 1.09.
- The DART FY07 target rate of 0.25 is the equivalent of six DART cases for SLAC.



Thomas Jefferson National Accelerator Facility Performance through June 2007

Total Recordable Case (TRC) Rate

- TJNAF had zero TRC cases in 3Q07 (April-June 2007).
- TJNAF had one TRC case in FY 2007 (Oct. 2006-June 2007), for a TRC rate of 0.23.
- The TRC FY07 target rate of 0.65 is the equivalent of four TRC cases for TJNAF.

Days Away, Restricted, or Transferred (DART) Case Rate

- TJNAF had zero DART cases in 3Q07 (April-June 2007).
- TJNAF had one DART case in FY 2007 (Oct. 2006-June 2007), for a rate of 0.23.
- The DART FY07 target rate of 0.25 is the equivalent of about two cases for TJNAF.

